

PPI Detailed Report

Data for August 2024



U.S. Department of Labor

U.S. Bureau of Labor Statistics

A composite image with a yellow-green tint. The background shows a welder in a dark environment, with bright sparks flying from a welding point. In the foreground, a man and a woman are sitting at a desk, looking at a laptop and some papers. The overall scene suggests a connection between industrial work and office analysis.

**Mining • Manufacturing • Services
Agriculture • Utilities • Construction**

PPI Detailed Report

Data for August 2024

Editors

Joseph Kowal
Gabriel Vera
Timothy Schermerhorn
Nachelle Jackson

Vol. 28, No.8

Contents

	<i>Page</i>
Producer Price Indexes, August 2024	1
Charts	
Final demand	6
Processed goods for intermediate demand	7
Unprocessed goods for intermediate demand	8
Services for intermediate demand	9
Tables	
Producer Price Indexes	
1. Final demand – intermediate demand weights and percent changes, seasonally adjusted	10
2. Selected commodity groupings percent changes by final demand – intermediate demand category	16
3. Final demand – intermediate demand indexes, seasonally adjusted	26
4. Final demand – intermediate demand weights and percent changes, not seasonally adjusted	32
5. Final demand – intermediate demand indexes, not seasonally adjusted	38
6. Selected commodity and service groupings percent changes, not seasonally adjusted	44
7. Commodity and service groupings and individual items, percent changes, not seasonally adjusted	46
8. Commodity and service groupings and individual items, indexes and percent changes, seasonally adjusted	105
9. Commodity and service groupings and individual items indexes, not seasonally adjusted	129
10. Net output of selected industries and industry groups, indexes and percent changes.....	185
11. Net output of selected industries and their products indexes	187
12. Net output of selected industries and their products, percent changes	256
13. Special commodity groupings	329
14. Net inputs to industries, excluding capital investment, labor, and imports	331
Technical note	336

Producer Price Index Release Dates

The following is the schedule of release dates for Producer Price Index data for 2024. News releases are issued at 8:30 a.m. eastern time on each release date.

Reference Month	Release Date
December 2023	Jan. 12, 2024
January 2024	Feb. 16, 2024
February 2024	Mar. 14, 2024
March 2024	Apr. 11, 2024
April 2024	May 14, 2024
May 2024	Jun. 13, 2024
June 2024	Jul. 12, 2024
July 2024	Aug. 13, 2024
August 2024	Sep. 12, 2024
September 2024	Oct. 11, 2024
October 2024	Nov. 14, 2024
November 2024	Dec. 12, 2024

Producer Price Indexes – August 2024

The Producer Price Index for final demand increased 0.2 percent in August, seasonally adjusted. Final demand prices were unchanged in July and rose 0.2 percent in June. (See table A.) On an unadjusted basis, the index for final demand advanced 1.7 percent for the 12 months ended in August.

The August rise in the index for final demand can be traced to a 0.4-percent increase in prices for final demand services. The index for final demand goods was unchanged.

Prices for final demand less foods, energy, and trade services advanced 0.3 percent in August, the same as in July. For the 12 months ended in August, the index for final demand less foods, energy, and trade services moved up 3.3 percent.

Final Demand

Final demand services: Prices for final demand services rose 0.4 percent in August after declining 0.3 percent in July. Nearly 60 percent of the increase is attributable to a 0.3-percent advance in the index for final demand services less trade, transportation, and warehousing. Margins for final demand trade services moved up 0.6 percent. (Trade indexes measure changes in margins received by wholesalers and retailers.) In contrast, the index for final demand transportation and warehousing services decreased 0.1 percent.

Product detail: A 4.8-percent rise in the index for guestroom rental was a major factor in the August advance in prices for final demand services. The indexes for machinery and vehicle wholesaling, automotive fuels and lubricants retailing, residential real estate loans (partial), professional and commercial equipment wholesaling, and furniture retailing also moved higher. Conversely, prices for airline passenger services fell 0.8 percent. The indexes for food and alcohol retailing and for membership dues, admissions, and recreational facility use fees (partial) also decreased. (See table 2.)

Final demand goods: Prices for final demand goods were unchanged in August after rising 0.6 percent in July. In August, the indexes for final demand goods less foods and energy and for final demand foods advanced 0.2 percent and 0.1 percent, respectively. In contrast, prices for final demand energy fell 0.9 percent.

Product detail: In August, the index for non-electronic cigarettes increased 2.3 percent. Prices for chicken eggs, gasoline, diesel fuel, and drugs and pharmaceuticals also moved up. Conversely, the index for jet fuel decreased 10.5 percent.

Prices for meats; electric power; hay, hayseeds, and oilseeds; and nonferrous scrap also declined.

Intermediate Demand by Commodity Type

Within intermediate demand in August, prices for processed goods fell 0.1 percent, the index for unprocessed goods decreased 3.7 percent, and prices for services declined 0.1 percent. (See tables B and C.)

Processed goods for intermediate demand: The index for processed goods for intermediate demand moved down 0.1 percent in August after rising 0.6 percent in July. Leading the decrease, prices for processed energy goods declined 0.6 percent. The index for processed foods and feeds fell 0.3 percent. In contrast, prices for processed materials less foods and energy inched up 0.1 percent. For the 12 months ended in August, the index for processed goods for intermediate demand fell 1.1 percent, the largest decline since a 1.8-percent decrease for the 12 months ended in March.

Product detail: A major factor in the August decline in prices for processed goods for intermediate demand was the index for jet fuel, which dropped 10.5 percent. Prices for meats, natural gas to electric utilities, cold rolled steel sheet and strip, and lubricating oil base stocks also fell. Conversely, the index for fabricated steel plate jumped 16.8 percent. Prices for diesel fuel, basic organic chemicals, and paperboard also increased.

Unprocessed goods for intermediate demand: The index for unprocessed goods for intermediate demand moved down 3.7 percent in August, the largest decline since falling 4.1 percent in December 2023. More than three-quarters of the broad-based decrease in August is attributable to a 7.5-percent drop in prices for unprocessed energy materials. The indexes for unprocessed foodstuffs and feedstuffs and for unprocessed nonfood materials less energy also moved down, 1.7 percent and 1.1 percent, respectively. For the 12 months ended in August, prices for unprocessed goods for intermediate demand fell 4.3 percent, the largest decline since decreasing 5.0 percent for the 12 months ended in April.

Product detail: Over 40 percent of the August decline in the index for unprocessed goods for intermediate demand can be traced to a 29.8-percent drop in prices for natural gas. The indexes for crude petroleum; hay, hayseeds, and oilseeds; nonferrous scrap; slaughter hogs; and slaughter steers and heifers also fell. In contrast, prices for slaughter chickens rose 5.5 percent. The indexes for carbon steel scrap and for coal also advanced.

Chart 1. One-month percent changes in selected PPI final demand price indexes, seasonally adjusted

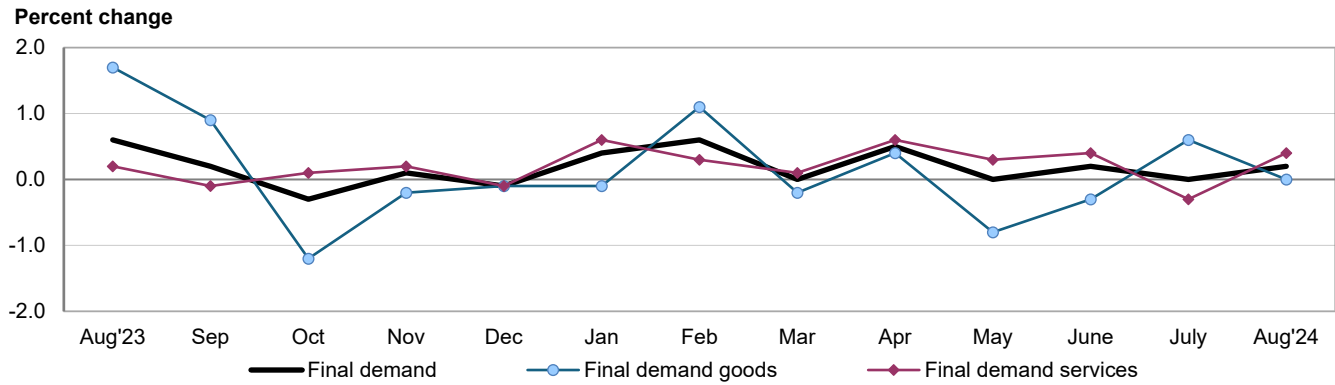


Chart 2. Twelve-month percent changes in selected PPI final demand price indexes, not seasonally adjusted

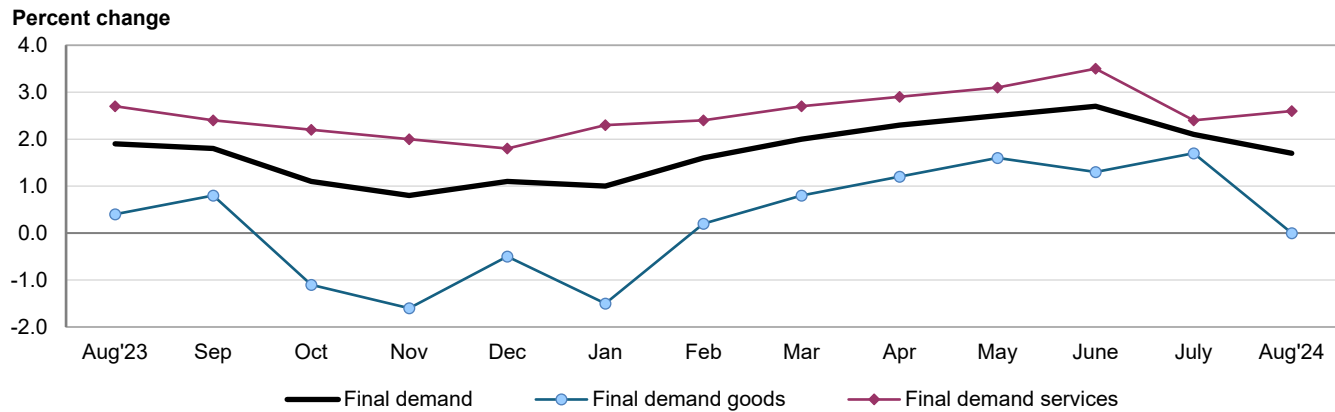


Table A. Monthly and 12-month percent changes in selected final demand price indexes, seasonally adjusted

Month	Total final demand	Final demand less foods, energy, and trade	Final demand goods				Final demand services				Change in final demand from 12 months ago (unadj.)	Change in final demand less foods, energy, and trade from 12 mo. ago (unadj.)
			Total	Foods	Energy	Less foods and energy	Total	Trade	Transportation and warehousing	Other		
2023												
Aug...	0.6	0.2	1.7	-0.4	8.9	0.1	0.2	-0.1	0.0	0.3	1.9	2.9
Sept...	0.2	0.3	0.9	0.4	3.2	0.3	-0.1	-1.1	0.4	0.3	1.8	2.9
Oct....	-0.3	0.1	-1.2	0.2	-6.4	0.1	0.1	0.0	0.5	0.1	1.1	2.8
Nov....	0.1	0.1	-0.2	0.7	-2.0	0.1	0.2	0.4	-0.2	0.1	0.8	2.5
Dec....	-0.1	0.3	-0.1	0.0	-0.8	0.1	-0.1	-1.2	-0.2	0.5	1.1	2.7
2024												
Jan.. .	0.4	0.6	-0.1	-0.3	-1.1	0.3	0.6	0.1	-0.2	0.9	1.0	2.7
Feb...	0.6	0.4	1.1	1.0	3.9	0.3	0.3	0.3	1.2	0.3	1.6	2.8
Mar...	0.0	0.2	-0.2	0.3	-1.2	0.0	0.1	-0.4	0.2	0.3	2.0	2.9
Apr. ¹ ..	0.5	0.5	0.4	-0.8	1.8	0.3	0.6	0.5	-0.5	0.7	2.3	3.2
May ¹ ..	0.0	0.2	-0.8	-0.1	-4.5	0.2	0.3	0.7	-0.9	0.3	2.5	3.4
June ¹ ..	0.2	0.1	-0.3	0.1	-2.0	0.0	0.4	1.3	-0.1	0.1	2.7	3.2
July ¹ ...	0.0	0.3	0.6	0.7	1.8	0.2	-0.3	-1.7	1.0	0.2	2.1	3.2
Aug....	0.2	0.3	0.0	0.1	-0.9	0.2	0.4	0.6	-0.1	0.3	1.7	3.3

¹ Some of the figures shown above and elsewhere in this release may differ from those previously reported because data for April 2024 through July 2024 have been revised to reflect the availability of late reports and corrections by respondents.

Table B. Monthly and 12-month percent changes in selected intermediate demand price indexes for goods by commodity type, seasonally adjusted

Month	Processed goods for intermediate demand					Unprocessed goods for intermediate demand				
	Total	Foods and feeds	Energy goods	Less foods and energy	Total, change from 12 months ago (unadj.)	Total	Food-stuffs and feed-stuffs	Energy materials	Nonfood materials less energy	Total, change from 12 months ago (unadj.)
2023										
Aug.....	2.0	0.6	11.2	-0.2	-4.4	2.1	-0.1	6.0	-0.2	-26.2
Sept.....	0.5	0.7	2.1	0.0	-3.7	2.9	1.2	6.8	-0.4	-21.5
Oct.....	-1.0	-0.2	-4.3	-0.1	-4.6	-1.6	-2.1	-2.1	0.0	-14.8
Nov.....	-0.7	-0.5	-2.6	-0.3	-4.6	-2.1	-0.4	-5.3	0.7	-14.0
Dec.....	-0.4	0.1	-2.9	0.2	-2.8	-4.1	-3.3	-7.6	0.3	-18.7
2024										
Jan.....	-0.1	-1.7	-1.0	0.3	-3.7	1.6	-1.5	6.4	-1.3	-13.5
Feb.....	1.4	0.3	5.5	0.5	-2.0	-0.3	1.6	-1.1	-1.7	-9.3
Mar.....	-0.6	0.2	-1.0	-0.5	-1.8	-1.4	1.6	-5.4	0.5	-6.3
Apr. ¹	0.5	-0.3	1.8	0.3	-0.6	2.1	-0.6	6.0	0.5	-5.0
May ¹	-1.3	0.2	-6.9	0.1	-0.5	0.0	2.8	-3.9	1.9	-0.1
June ¹	-0.1	0.7	-0.7	0.0	-0.1	0.5	-1.3	3.0	-0.5	1.6
July ¹	0.6	1.5	2.4	0.1	0.9	2.1	2.0	3.1	0.8	1.4
Aug.....	-0.1	-0.3	-0.6	0.1	-1.1	-3.7	-1.7	-7.5	-1.1	-4.3

¹ Some of the figures shown above and elsewhere in this release may differ from those previously reported because data for April 2024 through July 2024 have been revised to reflect the availability of late reports and corrections by respondents.

Services for intermediate demand: The index for services for intermediate demand edged down 0.1 percent in August, the first decrease since falling 0.1 percent in August 2023. Over 60 percent of the August 2024 decline can be traced to margins for trade services for intermediate demand, which dropped 0.3 percent. Prices for services less trade, transportation, and warehousing for intermediate demand inched down 0.1 percent, while the index for transportation and warehousing services for intermediate demand was unchanged. For the 12 months ended in August, prices for services for intermediate demand advanced 3.4 percent.

Product detail: Within services for intermediate demand in August, margins for machinery and equipment parts and supplies wholesaling declined 0.8 percent. The indexes for gross rents for office buildings, freight forwarding, cable network advertising time sales, and staffing services also moved lower. Conversely, prices for U.S. postal services increased 6.1 percent. The indexes for automotive fuels and lubricants retailing, gross rents for retail properties, and guestroom rental also advanced.

Table C. Monthly and 12-month percent changes in selected intermediate demand price indexes for services by commodity type, seasonally adjusted

Month	Services for intermediate demand				Total, change from 12 months ago (unadj.)
	Total	Trade	Transportation and warehousing	Other	
2023					
Aug.....	-0.1	-0.6	-0.7	0.1	4.2
Sept.....	0.3	-0.4	0.8	0.4	4.0
Oct.....	0.0	1.5	0.4	-0.5	3.5
Nov.....	0.5	1.5	-0.2	0.4	3.2
Dec.....	0.5	-0.3	1.0	0.6	3.7
2024					
Jan.....	0.9	1.1	-0.1	1.0	3.6
Feb.....	0.0	-1.7	1.0	0.3	3.3
Mar.....	0.2	0.1	0.0	0.3	3.8
Apr. ¹	0.2	-0.4	0.4	0.4	3.4
May ¹	0.3	0.6	0.5	0.2	3.6
June ¹	0.2	-0.1	-0.3	0.4	3.8
July ¹	0.3	0.7	0.4	0.1	3.4
Aug.....	-0.1	-0.3	0.0	-0.1	3.4

¹ Some of the figures shown above and elsewhere in this release may differ from those previously reported because data for April 2024 through July 2024 have been revised to reflect the availability of late reports and corrections by respondents.

Intermediate Demand by Production Flow

Stage 4 intermediate demand: Prices for stage 4 intermediate demand inched down 0.1 percent in August after rising 0.5 percent in July. In August, the index for total services inputs to stage 4 intermediate demand declined 0.1 percent, while prices for total goods inputs were unchanged. (See table D.) Decreases in the indexes for gross rents for office buildings; meats; machinery and equipment parts and supplies wholesaling; hay, hayseeds, and oilseeds; and staffing services outweighed advances in prices for U.S. postal services; gross rents for retail properties; fabricated steel plate; and securities brokerage, dealing, investment advice, and related services. For the 12 months ended in August, the index for stage 4 intermediate demand increased 1.9 percent.

Stage 3 intermediate demand: The index for stage 3 intermediate demand fell 0.4 percent in August, the largest decline since decreasing 0.5 percent in October 2023. In August, prices for total goods inputs to stage 3 intermediate demand dropped 0.6 percent, and the index for total services inputs moved down 0.3 percent. Declines in prices for jet fuel; cable network advertising time sales; freight forwarding; hay, hayseeds, and oilseeds; slaughter hogs; and gross rents for office buildings outweighed advances in the indexes for slaughter chickens, ungraded chicken eggs, and the U.S. Postal Service. For the 12 months ended in August, prices for stage 3 intermediate demand rose 0.7 percent.

Stage 2 intermediate demand: The index for stage 2 intermediate demand decreased 1.3 percent in August, the largest decline since falling 1.4 percent in May 2023. In August, prices for total goods inputs to stage 2 intermediate demand dropped 3.2 percent. In contrast, the index for total services inputs edged up 0.1 percent. Decreases in prices for gas fuels, crude petroleum, oilseeds, freight forwarding, nonferrous scrap, and staffing services outweighed increases in the indexes for automotive fuels and lubricants retailing, paperboard, and guestroom rental. For the 12 months ended in August, prices for stage 2 intermediate demand advanced 0.2 percent.

Stage 1 intermediate demand: Prices for stage 1 intermediate demand were unchanged in August after rising 0.6 percent in July. In August, the index for total services inputs to stage 1 intermediate demand inched up 0.1 percent, while prices for total goods inputs were unchanged. Increases in the indexes for guestroom rental, the U.S. Postal Service, diesel fuel, fabricated steel plate, and gross rents for retail properties offset falling prices for gross rents for office buildings, nonferrous scrap, natural gas to electric utilities, passenger car rental, and lubricating oil base stocks. For the 12 months ended in August, the index for stage 1 intermediate demand advanced 0.5 percent.

Table D. Monthly percent changes in selected intermediate demand price indexes by production flow, seasonally adjusted

Month	Stage 4 intermediate demand			Stage 3 intermediate demand			Stage 2 intermediate demand			Stage 1 intermediate demand		
	Total	Goods inputs	Ser-vices inputs	Total	Goods inputs	Ser-vices inputs	Total	Goods inputs	Ser-vices inputs	Total	Goods inputs	Ser-vices inputs
2023												
Aug.....	0.4	0.6	0.3	1.0	3.1	-0.6	0.7	2.2	-0.4	1.3	2.4	0.2
Sept.....	0.3	0.3	0.3	0.5	0.9	0.3	1.2	3.0	-0.1	0.3	0.3	0.2
Oct.....	-0.3	-0.5	-0.2	-0.5	-1.7	0.4	-0.3	-1.1	0.4	-0.4	-0.8	-0.1
Nov.....	0.2	-0.3	0.5	-0.2	-1.1	0.6	-1.0	-2.5	0.2	-0.2	-0.9	0.6
Dec.....	0.2	0.0	0.4	-0.3	-1.6	0.7	-1.1	-3.4	0.5	-0.2	-0.7	0.3
2024												
Jan.....	0.6	-0.1	1.2	0.3	0.0	0.6	1.2	1.7	0.8	0.4	-0.2	1.0
Feb.....	0.1	0.5	-0.2	1.0	2.5	-0.2	0.1	-0.7	0.7	0.4	1.3	-0.5
Mar.....	0.1	-0.3	0.4	-0.1	-0.3	0.0	-0.9	-2.5	0.1	-0.3	-0.9	0.3
Apr. ¹	0.4	0.4	0.3	0.2	0.2	0.1	1.3	2.8	0.2	0.3	0.5	0.1
May ¹	-0.1	-0.2	0.0	-0.2	-1.1	0.5	-0.2	-1.3	0.6	-0.6	-1.3	0.1
June ¹	0.0	-0.1	0.1	-0.2	-0.3	0.0	0.7	1.2	0.3	0.1	-0.2	0.3
July ¹	0.5	0.2	0.7	0.7	1.2	0.2	0.6	1.6	-0.2	0.6	0.7	0.5
Aug.....	-0.1	0.0	-0.1	-0.4	-0.6	-0.3	-1.3	-3.2	0.1	0.0	0.0	0.1

¹ Some of the figures shown above and elsewhere in this release may differ from those previously reported because data for April 2024 through July 2024 have been revised to reflect the availability of late reports and corrections by respondents.

Chart 1. The Final Demand Index and its component indexes, January 2020 through August 2024, 12-month percentage changes

Percent change

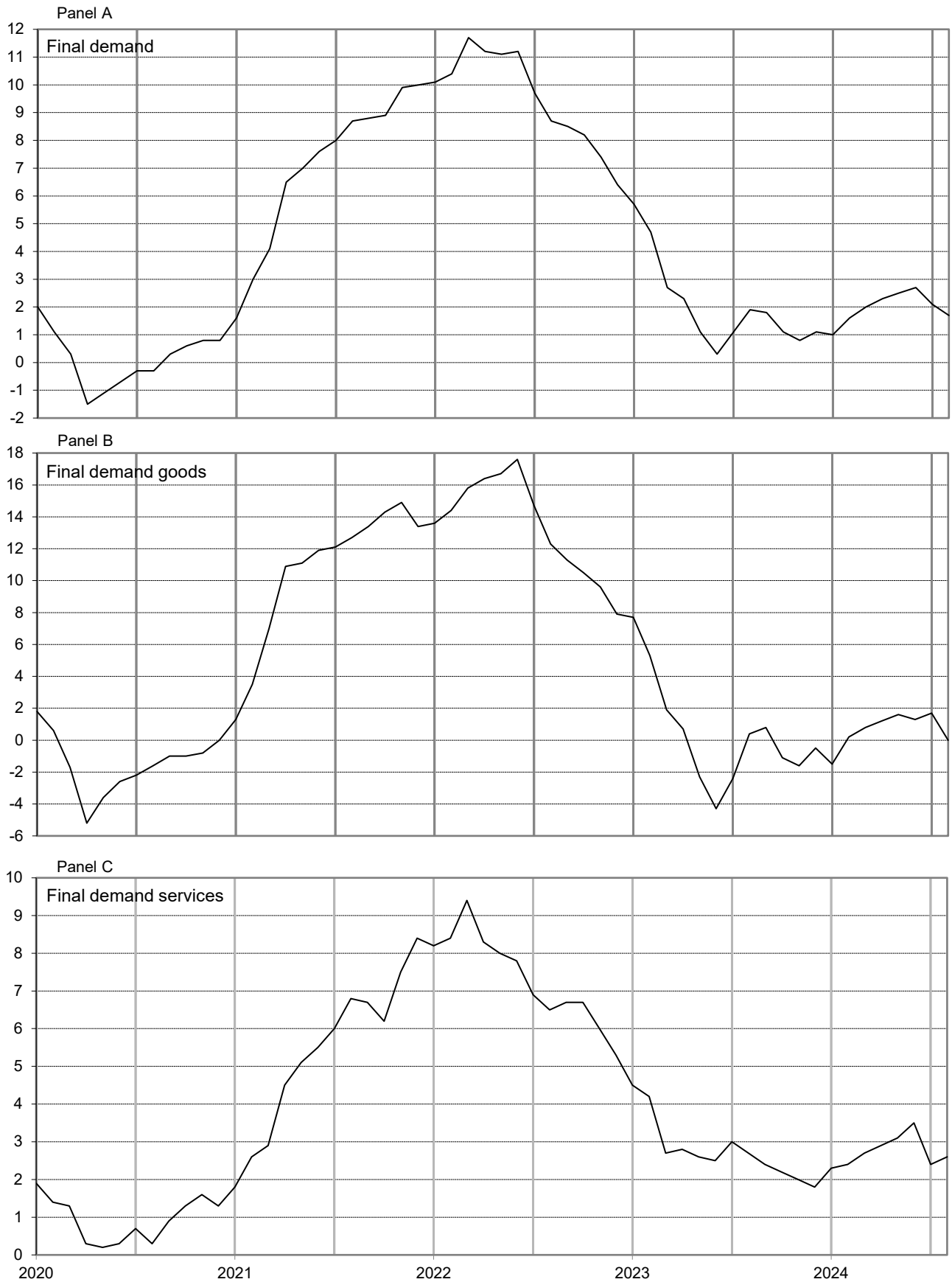


Chart 2. The Processed Goods for Intermediate Demand Index and its component indexes, January 2020 through August 2024, 12-month percentage changes

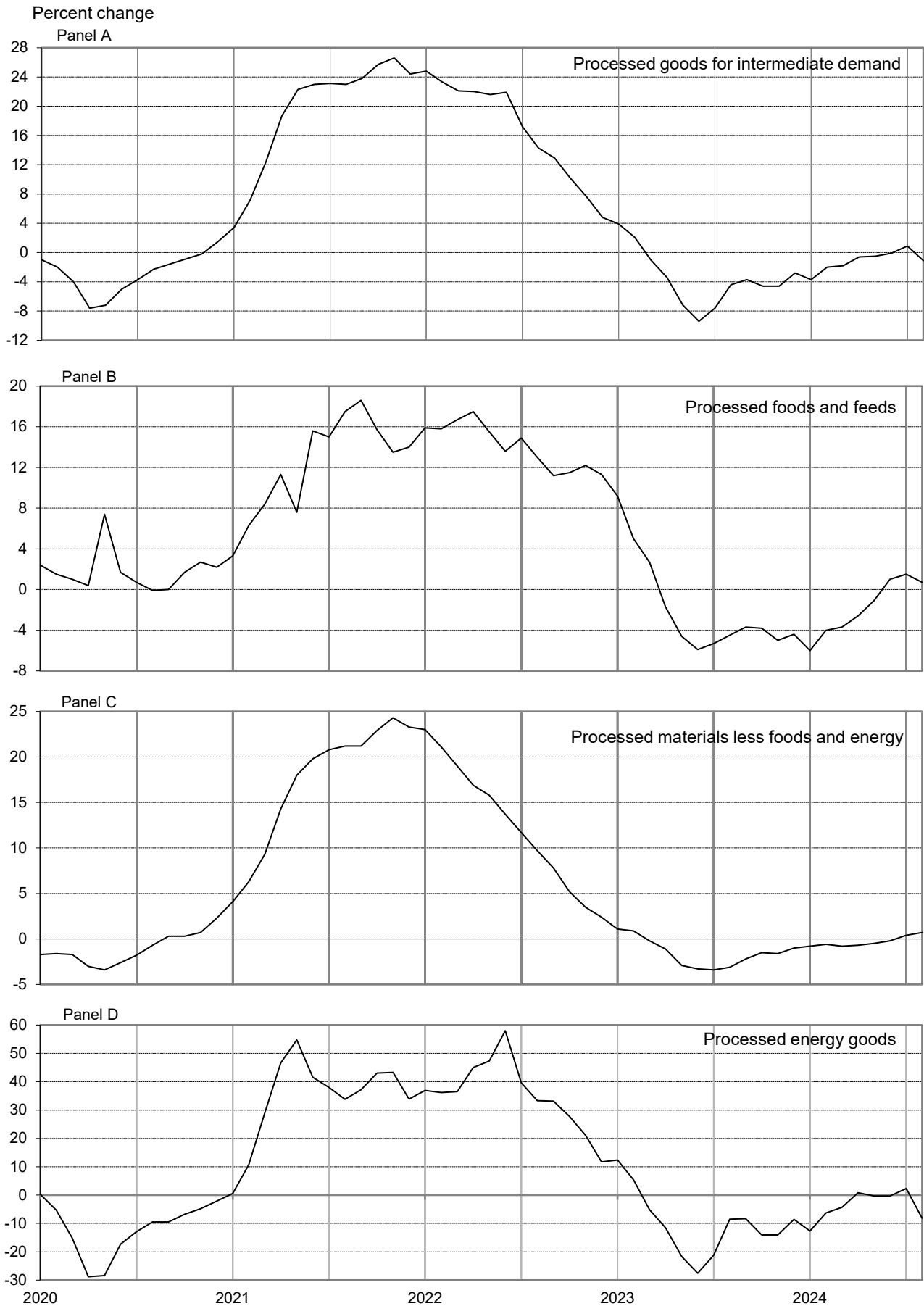


Chart 3. The Unprocessed Goods for Intermediate Demand Index and its component indexes, January 2020 through August 2024, 12-month percentage changes

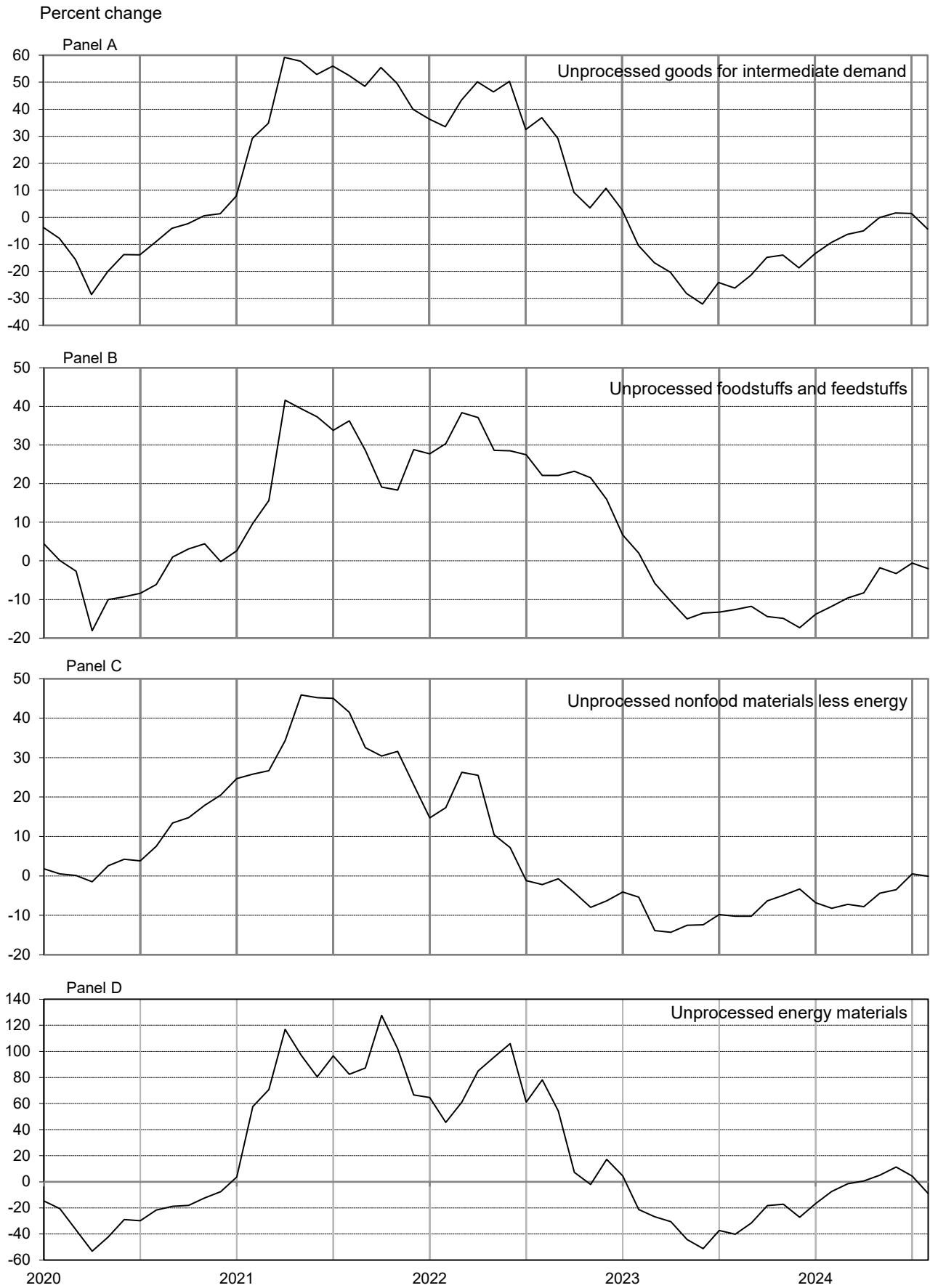
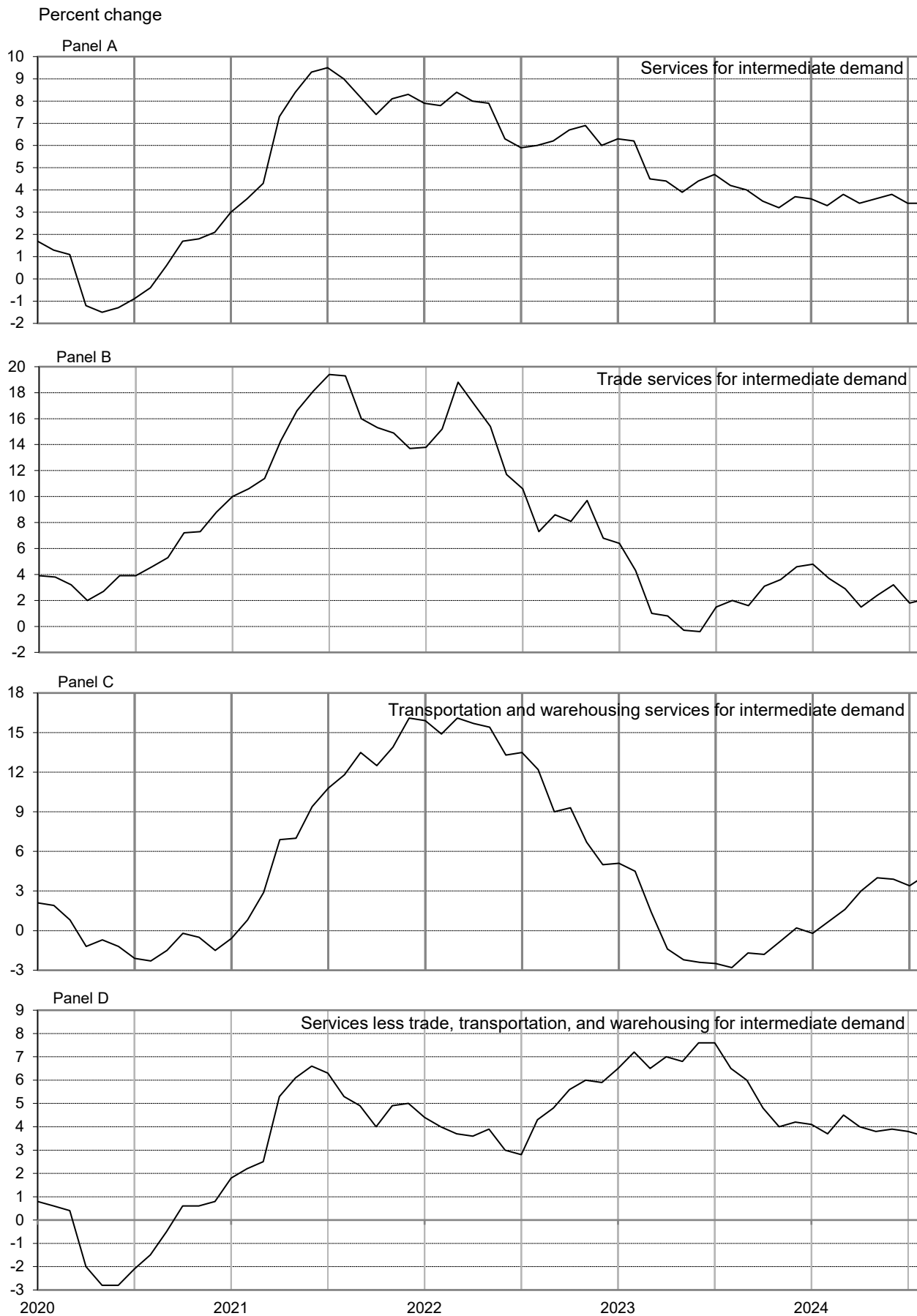


Chart 4. The Services for Intermediate Demand Index and its component indexes, January 2020 through August 2024, 12-month percentage changes



Source: U.S. Bureau of Labor Statistics, Producer Price Index Program

Table 1. Producer price index percentage changes and weights for Final Demand-Intermediate Demand groupings, seasonally adjusted [August 2024]

Grouping	Commodity code		Relative Importance Dec. 2023 ¹	Unadjusted 12-month percent change ² Aug. 2023 to Aug. 2024 ^P	Seasonally adjusted 1-month percent change ²				
	Group code	Item code			Mar. to Apr.	Apr. to May ^P	May to June ^P	June to July ^P	July to Aug. ^P
Final Demand									
Final demand.....	FD	4	100.000	1.7	0.5	0.0	0.2	0.0	0.2
Final demand goods.....	FD	41	30.162	0.0	0.4	-0.8	-0.3	0.6	0.0
Final demand foods.....	FD	411	5.633	2.3	-0.8	-0.1	0.1	0.7	0.1
Finished consumer foods ³	FD	4111	4.307	4.2	-0.7	-0.5	0.4	0.6	0.6
Finished consumer foods, crude.....	FD	41113	0.351	19.4	-4.4	-7.5	4.7	-2.6	12.0
Finished consumer foods, processed.....	FD	41112	3.956	2.9	-0.4	0.2	0.0	0.9	-0.4
Government purchased foods.....	FD	4112	0.410	3.9	-0.7	0.1	0.6	1.9	-0.8
Foods for export.....	FD	4113	0.916	-7.5	-0.9	1.5	-1.3	0.1	-2.0
Final demand energy.....	FD	412	5.517	-8.4	1.8	-4.5	-2.0	1.8	-0.9
Finished consumer energy goods ³	FD	4121	4.292	-7.6	1.9	-3.9	-2.1	1.3	-0.6
Government purchased energy.....	FD	4122	0.834	-12.0	1.3	-7.8	-1.7	3.6	-2.1
Energy for export.....	FD	4123	0.391	-9.7	1.7	-4.2	-1.7	3.9	-2.3
Final demand goods less foods and energy.....	FD	413	19.012	2.1	0.3	0.2	0.0	0.2	0.2
Finished goods less foods and energy ³	FD	4131	10.933	2.3	0.1	0.2	0.1	0.1	0.3
Finished consumer goods less foods and energy.....	FD	41311	5.811	2.1	0.1	0.3	0.0	0.1	0.4
Nondurable consumer goods less foods and energy.....	FD	413111	3.522	2.8	0.2	0.5	0.1	0.1	0.6
Durable consumer goods.....	FD	413112	2.289	1.1	0.1	0.0	0.0	0.1	0.2
Private capital equipment.....	FD	41312	5.122	2.5	0.1	0.1	0.1	0.1	0.2
Private capital equipment for manufacturing industries.....	FD	413121	1.254	3.6	0.1	0.3	0.1	0.2	0.4
Private capital equipment for nonmanufacturing industries.....	FD	413122	3.868	2.2	0.1	0.1	0.1	0.1	0.2
Government purchased goods, excluding foods and energy.....	FD	4132	1.971	2.6	0.3	0.0	0.0	0.3	0.1
Government purchased goods excluding foods, energy, and capital equipment.....	FD	41321	1.146	1.7	0.4	-0.1	0.0	0.4	0.1
Government purchased capital equipment.....	FD	41322	0.825	3.9	0.2	0.1	0.1	0.1	0.1
Goods for export, excluding foods and energy.....	FD	4133	6.108	1.7	0.5	0.3	0.0	0.4	-0.1
Final demand services.....	FD	42	67.184	2.6	0.6	0.3	0.4	-0.3	0.4
Final demand trade services ⁴	FD	423	19.195	-0.5	0.5	0.7	1.3	-1.7	0.6
Trade of finished goods ³	FD	4231	16.558	-1.0	0.3	0.9	1.3	-1.8	0.5
Trade of personal consumption goods.....	FD	42311	13.605	-1.2	-0.4	1.7	0.8	-1.5	-0.2
Trade of private capital equipment.....	FD	42312	2.953	-0.1	3.8	-2.3	3.3	-3.5	3.7
Trade of government purchased goods.....	FD	4232	0.745	1.9	1.9	-0.7	1.8	-1.6	1.1
Trade of government purchased goods, excluding capital equipment.....	FD	42321	0.474	1.5	0.0	1.0	0.3	0.3	-0.9
Trade of government purchased capital equipment.....	FD	42322	0.271	2.5	4.9	-3.5	4.5	-4.8	4.5
Trade of exports.....	FD	4233	1.892	2.6	1.6	-0.7	1.1	-0.7	1.1
Final demand transportation and warehousing services.....	FD	422	4.931	1.0	-0.5	-0.9	-0.1	1.0	-0.1
Transportation of passengers for final demand.....	FD	4221	1.271	-2.7	-3.6	-3.9	0.4	0.1	-0.8
Transportation of private passengers.....	FD	42211	0.857	-2.7	-3.6	-3.9	0.4	0.1	-0.8
Transportation of government passengers.....	FD	42212	0.103	-2.7	-3.5	-3.9	0.4	0.1	-0.8
Transportation of passengers for export.....	FD	42213	0.311	-2.7	-3.6	-3.9	0.4	0.1	-0.8
Transportation and warehousing of goods for final demand.....	FD	4222	3.660	2.3	0.6	0.1	-0.2	1.3	0.1
Transportation and warehousing of finished goods ³	FD	42221	2.368	2.2	0.6	0.1	-0.2	1.3	0.1
Transportation and warehousing of personal consumption goods.....	FD	422211	1.908	2.3	0.6	0.1	-0.2	1.3	0.2
Transportation and warehousing of private capital equipment.....	FD	422212	0.460	1.8	0.6	0.1	-0.3	1.4	-0.1
Transportation and warehousing of government purchased goods.....	FD	42222	0.220	2.4	0.7	0.0	-0.4	1.0	0.3
Transportation and warehousing of exports.....	FD	42223	1.072	2.4	0.6	0.2	-0.2	1.1	-0.1
Final demand services less trade, transportation, and warehousing.....	FD	421	43.059	4.2	0.7	0.3	0.1	0.2	0.3
Finished services less trade, transportation, and warehousing ³	FD	4211	37.528	4.1	0.7	0.3	0.1	0.2	0.4
Finished consumer services less trade, transportation, and warehousing.....	FD	42111	33.067	4.2	0.7	0.3	0.1	0.2	0.4
Private capital investment services less trade, transportation, and warehousing.....	FD	42112	4.461	2.7	1.0	0.5	0.0	0.4	0.3
Government purchased services less trade, transportation, and warehousing.....	FD	4212	2.810	4.0	0.8	0.3	0.2	0.2	0.1
Gov. purchased services less trade, transportation, and warehousing, excl. capital investment.....	FD	42121	2.647	4.1	0.8	0.3	0.3	0.2	0.1
Government purchased capital investment services less trade, transportation, and warehousing.....	FD	42122	0.163	2.2	1.0	0.8	-0.3	0.4	0.1
Services for export less trade, transportation, and warehousing.....	FD	4213	2.721	5.8	1.0	0.3	0.6	0.0	0.3
Final demand construction.....	FD	43	2.654	1.3	0.1	0.0	0.4	0.7	0.0
Construction for private capital investment.....	FD	431	1.844	1.0	0.0	0.0	0.4	0.6	0.0
Construction for government.....	FD	432	0.810	1.8	0.4	-0.1	0.2	1.0	0.1
Special Groupings of Final Demand									
Final demand less exports.....	FD	49101	86.589	1.8	0.5	0.0	0.2	-0.1	0.3
Final demand less government.....	FD	49102	92.097	1.8	0.5	0.1	0.2	-0.1	0.3

See footnotes at end of table.

Table 1. Producer price index percentage changes and weights for Final Demand-Intermediate Demand groupings, seasonally adjusted — Continued
[August 2024]

Grouping	Commodity code		Relative Importance Dec. 2023 ¹	Unadjusted 12-month percent change ² Aug. 2023 to Aug. 2024 ^P	Seasonally adjusted 1-month percent change ²				
	Group code	Item code			Mar. to Apr.	Apr. to May ^P	May to June ^P	June to July ^P	July to Aug. ^P
Final demand less foods, food and nonalcoholic beverages for immediate consumption, and energy ⁵	FD	49103	88.421	2.4	0.5	0.3	0.3	-0.2	0.3
Final demand less foods and energy ⁵	FD	49104	88.850	2.4	0.5	0.3	0.3	-0.2	0.3
Final demand less foods and food and nonalcoholic beverages for immediate consumption ⁵	FD	49105	93.938	1.6	0.6	0.0	0.2	-0.1	0.2
Final demand less foods ⁵	FD	49106	94.367	1.7	0.6	0.0	0.2	-0.1	0.2
Final demand less energy.....	FD	49107	94.483	2.4	0.4	0.3	0.3	-0.1	0.3
Final demand less trade services.....	FD	49108	80.805	2.3	0.5	-0.2	-0.1	0.4	0.2
Final demand less distributive services ⁶	FD	49109	77.145	2.3	0.5	-0.2	0.0	0.3	0.2
Final demand goods less energy.....	FD	49111	24.645	2.2	0.0	0.2	0.1	0.3	0.2
Final demand goods less foods.....	FD	49112	24.529	-0.5	0.6	-0.9	-0.4	0.6	-0.1
Final demand services less trade services.....	FD	49113	47.990	3.8	0.6	0.2	0.1	0.2	0.3
Final demand distributive services ⁶	FD	49114	22.855	-0.1	0.5	0.6	1.0	-1.3	0.5
Final demand goods plus final demand distributive services ⁶	FD	49115	53.017	0.0	0.4	-0.2	0.3	-0.2	0.2
Final demand less foods, energy, and trade services ⁵	FD	49116	69.655	3.3	0.5	0.2	0.1	0.3	0.3
Private and government purchased capital equipment.....	FD	49117	5.947	2.7	0.1	0.1	0.1	0.1	0.2
Private and government purchased capital investment services.....	FD	49118	8.308	1.6	2.1	-0.7	1.3	-1.2	1.6
Total private and government purchased capital investment.....	FD	49119	14.255	1.9	1.1	-0.3	0.7	-0.4	0.9
Total finished ³	FD	49201	78.687	1.8	0.5	0.1	0.2	-0.1	0.3
Total finished less foods, food and nonalcoholic beverages for immediate consumption, and energy ^{3, 5}	FD	49202	69.663	2.3	0.5	0.4	0.4	-0.3	0.4
Total finished less foods and energy ^{3, 5}	FD	49203	70.088	2.3	0.5	0.4	0.4	-0.3	0.4
Total finished less foods and food and nonalcoholic beverages for immediate consumption ^{3, 5}	FD	49204	73.955	1.7	0.5	0.1	0.2	-0.2	0.3
Total finished less foods ^{3, 5}	FD	49205	74.380	1.7	0.5	0.1	0.2	-0.2	0.3
Total finished less energy ³	FD	49206	74.395	2.5	0.4	0.3	0.4	-0.2	0.4
Finished goods ³	FD	49207	19.532	0.2	0.3	-0.9	-0.3	0.5	0.2
Finished goods less energy ³	FD	49208	15.240	2.9	-0.1	0.0	0.2	0.3	0.4
Finished goods, excluding foods ^{3, 5}	FD	49209	15.225	-0.8	0.6	-1.0	-0.6	0.4	0.1
Finished services ³	FD	49210	57.311	2.4	0.5	0.4	0.4	-0.4	0.4
Private capital investment services.....	FD	49211	7.874	1.6	2.1	-0.6	1.2	-1.1	1.6
Finished distributive services ^{3, 6}	FD	49212	18.926	-0.6	0.4	0.8	1.1	-1.5	0.4
Finished services less trade services ³	FD	49213	40.753	3.8	0.6	0.2	0.1	0.2	0.3
Finished services less distributive services ^{3, 6}	FD	49214	38.385	3.9	0.6	0.2	0.1	0.2	0.3
Total private capital investment (goods, services, and construction).....	FD	49215	14.840	1.8	1.1	-0.3	0.7	-0.5	0.9
Finished goods plus finished distributive services ^{3, 6}	FD	49216	38.458	-0.2	0.4	-0.1	0.3	-0.5	0.3
Total exports.....	FD	49301	13.411	1.6	0.6	0.0	0.1	0.3	0.0
Goods for export.....	FD	49302	7.415	-0.1	0.4	0.2	-0.3	0.5	-0.4
Services for export.....	FD	49303	5.996	3.7	0.9	-0.3	0.6	0.0	0.4
Total government purchases.....	FD	49401	7.903	1.2	0.7	-0.9	0.1	0.6	-0.1
Government purchased goods.....	FD	49402	3.215	-1.4	0.4	-2.1	-0.3	1.3	-0.6
Government purchased services.....	FD	49403	3.878	3.3	0.9	0.0	0.5	-0.1	0.3
Total government purchased capital investment (goods, services, construction).....	FD	49404	2.069	2.8	1.0	-0.4	0.7	-0.2	0.7
Government purchases, defense.....	FD	49405	2.356	0.4	0.6	-1.1	0.1	0.4	-0.5
Government purchases, non-defense.....	FD	49406	5.547	1.5	0.7	-0.8	0.1	0.7	0.1
Personal consumption.....	FD	49501	63.847	1.8	0.3	0.2	0.1	0.0	0.2
Personal consumption goods (finished consumer goods).....	FD	49502	14.410	-0.5	0.4	-1.2	-0.5	0.6	0.2
Personal consumption goods less energy.....	FD	49503	10.118	3.0	-0.2	0.0	0.2	0.3	0.5
Personal consumption goods less foods.....	FD	49504	10.103	-2.4	0.9	-1.6	-0.9	0.6	0.0
Personal consumption nondurable goods less foods.....	FD	49508	7.814	-3.4	1.1	-2.0	-1.1	0.8	-0.1
Personal consumption services.....	FD	49505	49.437	2.5	0.3	0.6	0.3	-0.2	0.2
Personal consumption less trade services.....	FD	49506	50.242	2.6	0.5	-0.2	-0.1	0.3	0.3
Personal consumption less distributive services ⁶	FD	49507	48.334	2.6	0.5	-0.2	-0.1	0.3	0.3
Personal consumption less foods and energy.....	FD	49510	55.248	2.5	0.3	0.6	0.3	-0.2	0.2
Personal consumption less foods, energy, and trade services ⁴	FD	49511	41.643	3.7	0.5	0.2	0.1	0.2	0.3
Personal consumption less foods, energy, and distributive services ⁶	FD	49512	39.735	3.8	0.5	0.2	0.1	0.1	0.3
Personal consumption goods plus personal consumption distributive services ⁶	FD	49509	29.923	-0.6	0.1	0.1	0.1	-0.3	0.0
Intermediate Demand by Commodity Type									
Processed goods									
Processed goods for intermediate demand.....	ID6	1	100.000	-1.1	0.5	-1.3	-0.1	0.6	-0.1
Materials and components for manufacturing.....	ID6	11	43.169	0.8	0.3	0.1	0.1	0.3	-0.1
Materials for manufacturing.....	ID6	111	26.499	0.2	0.3	0.1	0.1	0.4	-0.3
Materials for food manufacturing.....	ID6	1111	4.375	4.6	0.1	0.1	0.8	1.6	-0.1
Materials for nondurable manufacturing.....	ID6	1112	11.774	2.2	0.9	-0.5	0.0	1.4	0.3
Materials for durable manufacturing.....	ID6	1113	10.350	-3.8	-0.2	0.7	-0.2	-1.3	-1.1
Components for manufacturing.....	ID6	112	16.670	1.8	0.1	0.1	0.1	0.0	0.3

See footnotes at end of table.

Table 1. Producer price index percentage changes and weights for Final Demand-Intermediate Demand groupings, seasonally adjusted — Continued
[August 2024]

Grouping	Commodity code		Relative Importance Dec. 2023 ¹	Unadjusted 12-month percent change ² Aug. 2023 to Aug. 2024 ^P	Seasonally adjusted 1-month percent change ²				
	Group code	Item code			Mar. to Apr.	Apr. to May ^P	May to June ^P	June to July ^P	July to Aug. ^P
Components for nondurable manufacturing.....	ID6	1121	0.804	1.6	0.5	0.3	0.0	-0.1	0.5
Components for durable manufacturing.....	ID6	1122	15.866	1.8	0.1	0.1	0.1	0.0	0.3
Materials and components for construction.....	ID6	12	10.782	0.9	0.3	0.0	-0.2	-0.2	0.2
Materials for construction.....	ID6	121	4.753	0.8	0.4	-0.4	-0.1	-0.4	-0.2
Components for construction.....	ID6	122	6.029	1.1	0.2	0.2	-0.2	0.0	0.6
Processed fuels and lubricants for intermediate demand.....	ID6	13	18.656	-8.2	1.8	-6.9	-0.7	2.4	-0.6
Processed fuels and lubricants to manufacturing industries.....	ID6	131	4.711	-4.3	1.6	-4.3	0.6	0.9	-0.4
Processed fuels and lubricants to nonmanufacturing industries.....	ID6	132	13.945	-9.4	1.9	-7.8	-1.1	2.9	-0.6
Containers for intermediate demand.....	ID6	14	3.090	0.9	0.4	0.5	0.0	0.5	0.6
Supplies for intermediate demand.....	ID6	15	24.303	0.4	0.2	0.2	0.1	0.3	0.1
Supplies to manufacturing industries.....	ID6	151	3.234	1.9	0.4	0.4	0.1	0.0	0.2
Supplies to nonmanufacturing industries.....	ID6	152	21.069	0.2	0.2	0.2	0.1	0.3	0.1
Supplies to nonmanufacturing industries, feeds.....	ID6	1521	2.208	-9.8	-1.3	0.2	1.0	1.5	-0.6
Supplies to nonmanufacturing industries, other than feeds.....	ID6	1522	18.861	1.4	0.3	0.1	0.0	0.2	0.1
Unprocessed goods									
Unprocessed goods for intermediate demand.....	ID6	2	100.000	-4.3	2.1	0.0	0.5	2.1	-3.7
Unprocessed foodstuffs and feedstuffs.....	ID6	21	37.665	-2.0	-0.6	2.8	-1.3	2.0	-1.7
Unprocessed nonfood materials.....	ID6	22	62.334	-5.8	3.8	-1.6	1.6	2.2	-5.0
Unprocessed nonfood materials except fuel.....	ID6	221	51.132	-2.2	4.8	-3.2	-0.4	2.4	-2.7
Unprocessed nonfood materials except fuel to manufacturing industries.....	ID6	2211	48.525	-2.6	5.0	-3.4	-0.4	2.4	-2.9
Unprocessed nonfood materials except fuel to nonmanufacturing industries.....	ID6	2212	2.607	7.4	0.4	0.0	0.0	0.9	0.9
Unprocessed fuel.....	ID6	222	11.202	-24.5	-3.0	10.0	15.1	1.2	-18.5
Unprocessed fuel to manufacturing industries.....	ID6	2221	1.016	-0.2	-1.1	2.5	0.8	3.0	-2.4
Unprocessed fuel to nonmanufacturing industries.....	ID6	2222	10.186	-27.1	-3.3	11.1	17.2	0.9	-20.5
Services									
Services for intermediate demand.....	ID6	3	100.000	3.4	0.2	0.3	0.2	0.3	-0.1
Trade services for intermediate demand ⁴	ID6	33	18.284	2.1	-0.4	0.6	-0.1	0.7	-0.3
Trade services for manufacturing industries.....	ID6	331	9.046	2.2	-0.4	0.3	-0.7	1.3	-0.5
Trade services for nonmanufacturing industries.....	ID6	332	9.238	2.0	-0.4	0.9	0.5	0.1	-0.2
Transportation and warehousing services for intermediate demand.....	ID6	32	14.025	4.2	0.4	0.5	-0.3	0.4	0.0
Transportation of passengers for intermediate demand.....	ID6	321	1.039	-2.7	-3.5	-3.9	0.4	0.1	-0.8
Transportation of passengers for manufacturing industries.....	ID6	3211	0.124	-2.7	-3.6	-3.9	0.4	0.1	-0.8
Transportation of passengers for nonmanufacturing industries.....	ID6	3212	0.915	-2.7	-3.5	-3.9	0.4	0.1	-0.8
Transportation and warehousing of goods for intermediate demand.....	ID6	322	12.986	4.7	0.8	0.9	-0.3	0.5	0.1
Transportation and warehousing of goods for manufacturing industries.....	ID6	3221	2.724	1.7	0.8	0.0	-0.2	0.8	-0.1
Transportation and warehousing of goods for nonmanufacturing industries.....	ID6	3222	10.262	5.6	0.8	1.1	-0.4	0.4	0.1
Services less trade, transportation, and warehousing for intermediate demand.....	ID6	31	67.691	3.6	0.4	0.2	0.4	0.1	-0.1
Services less trade, transportation, and warehousing for manufacturing industries.....	ID6	311	2.126	4.2	0.5	0.2	0.4	0.0	0.0
Services less trade, transportation, and warehousing for nonmanufacturing industries.....	ID6	312	65.565	3.6	0.4	0.2	0.4	0.1	-0.1
Construction									
Construction for intermediate demand.....	ID6	4	100.000	4.3	2.9	0.0	0.1	0.0	0.1
Special Groupings of Intermediate Demand by Commodity Type									
Processed materials less foods and feeds.....	ID6	9111	91.107	-1.3	0.6	-1.4	-0.2	0.5	0.0
Processed foods and feeds.....	ID6	9112	8.893	0.7	-0.3	0.2	0.7	1.5	-0.3
Processed energy goods.....	ID6	9113	18.656	-8.2	1.8	-6.9	-0.7	2.4	-0.6
Processed materials less energy.....	ID6	9118	81.344	0.7	0.2	0.1	0.1	0.2	0.0
Processed materials less foods and energy.....	ID6	9115	72.451	0.7	0.3	0.1	0.0	0.1	0.1
Intermediate distributive services ⁷	ID6	9116	31.270	3.2	0.1	0.7	-0.2	0.6	-0.1
Processed goods plus intermediate distributive services.....	ID6	9117	-	0.2	0.4	-0.7	-0.1	0.6	-0.1
Unprocessed materials less agricultural products.....	ID6	9211	57.180	-4.1	4.6	-2.0	1.7	2.8	-5.3
Unprocessed energy materials ⁸	ID6	9212	37.534	-9.0	6.0	-3.9	3.0	3.1	-7.5
Unprocessed materials less energy.....	ID6	9213	62.466	-1.3	-0.2	2.4	-1.0	1.5	-1.4
Unprocessed nonfood materials less energy ⁹	ID6	9216	24.801	-0.1	0.5	1.9	-0.5	0.8	-1.1
Intermediate Demand by Production Flow									
Stage 4 Intermediate Demand									
Stage 4 intermediate demand.....	ID5	4	100.000	1.9	0.4	-0.1	0.0	0.5	-0.1
Inputs to stage 4 goods producers.....	ID5	41	29.667	0.7	0.2	0.3	-0.3	0.5	-0.2
Goods.....	ID5	411	21.624	-0.3	0.1	0.4	-0.1	0.1	-0.1

See footnotes at end of table.

Table 1. Producer price index percentage changes and weights for Final Demand-Intermediate Demand groupings, seasonally adjusted — Continued
 [August 2024]

Grouping	Commodity code		Relative Importance Dec. 2023 ¹	Unadjusted 12-month percent change ² Aug. 2023 to Aug. 2024 ^P	Seasonally adjusted 1-month percent change ²				
	Group code	Item code			Mar. to Apr.	Apr. to May ^P	May to June ^P	June to July ^P	July to Aug. ^P
Foods.....	ID5	4111	2.954	-4.8	0.0	0.9	-0.2	0.6	-0.8
Energy.....	ID5	4112	0.170	-5.1	2.6	6.2	0.7	-3.4	2.1
Goods excluding foods and energy.....	ID5	4113	18.500	0.5	0.1	0.3	0.0	0.0	0.0
Services.....	ID5	412	8.043	3.2	0.3	0.1	-1.0	1.6	-0.4
Trade services.....	ID5	4123	6.035	3.1	0.2	0.1	-1.4	2.2	-0.6
Transportation and warehousing services.....	ID5	4122	4.092	2.0	0.1	-0.5	0.0	0.7	-0.1
Transportation of passengers.....	ID5	41221	0.076	-2.7	-3.6	-3.9	0.4	0.1	-0.8
Transportation and warehousing of goods.....	ID5	41222	0.416	2.8	0.8	0.1	-0.1	0.8	0.0
Services less trade, transportation, and warehousing.....	ID5	4121	1.516	3.9	0.8	0.3	0.5	-0.3	0.1
Inputs to stage 4 services producers.....	ID5	42	55.647	3.1	0.5	-0.2	0.3	0.6	-0.1
Goods.....	ID5	421	13.690	0.6	0.7	-0.9	0.0	0.3	-0.1
Foods.....	ID5	4211	2.275	1.6	-0.2	0.4	-0.5	1.6	-1.0
Energy.....	ID5	4212	4.008	-1.6	1.3	-3.4	0.5	0.1	-0.1
Goods excluding foods and energy.....	ID5	4213	7.407	1.6	0.5	0.2	-0.1	0.1	0.2
Services.....	ID5	422	41.904	4.0	0.4	0.0	0.3	0.6	-0.1
Trade services.....	ID5	4223	4.118	2.6	0.2	0.6	-0.4	1.2	-0.5
Transportation and warehousing services.....	ID5	4222	3.751	4.4	0.3	-0.1	-0.7	0.4	0.6
Transportation of passengers.....	ID5	42221	0.484	-2.7	-3.6	-3.9	0.4	0.1	-0.8
Transportation and warehousing of goods.....	ID5	42222	3.267	5.5	0.9	0.4	-0.9	0.4	0.8
Services less trade, transportation, and warehousing.....	ID5	4221	34.035	4.2	0.4	0.0	0.5	0.6	-0.1
Construction.....	ID5	423	0.053	4.3	2.9	0.0	0.1	0.0	0.1
Inputs to stage 4 construction producers.....	ID5	43	14.686	0.0	0.3	-0.5	-0.3	0.2	0.2
Goods.....	ID5	431	10.699	-0.5	0.5	-0.7	-0.5	0.1	0.3
Energy.....	ID5	4312	0.763	-14.8	3.2	-8.2	-3.9	3.2	0.6
Goods excluding foods and energy.....	ID5	4313	9.936	1.0	0.2	0.0	-0.2	-0.2	0.2
Services.....	ID5	432	3.987	1.2	-0.1	0.0	0.1	0.5	-0.1
Trade services.....	ID5	4323	1.737	-0.4	-1.1	-0.2	0.1	0.6	-0.3
Transportation and warehousing services.....	ID5	4322	0.661	1.9	0.6	0.0	-0.2	1.3	-0.1
Transportation of passengers.....	ID5	43221	0.015	-2.7	-3.6	-3.9	0.4	0.1	-0.8
Transportation and warehousing of goods.....	ID5	43222	0.646	2.0	0.7	0.1	-0.2	1.3	-0.1
Services less trade, transportation, and warehousing.....	ID5	4321	1.589	2.5	0.6	0.3	0.3	-0.1	0.1
Stage 3 Intermediate Demand									
Stage 3 intermediate demand.....	ID5	3	100.000	0.7	0.2	-0.2	-0.2	0.7	-0.4
Inputs to stage 3 goods producers.....	ID5	31	43.622	0.7	-0.3	0.6	-0.1	0.6	-0.3
Goods.....	ID5	311	33.726	0.5	-0.2	0.7	0.0	0.6	-0.3
Foods.....	ID5	3111	10.039	2.4	-1.1	2.1	0.7	2.4	-0.1
Energy.....	ID5	3112	1.161	-6.3	0.0	-1.0	-0.6	-0.5	-0.2
Goods excluding foods and energy.....	ID5	3113	22.526	0.0	0.2	0.2	-0.4	-0.1	-0.5
Services.....	ID5	312	9.896	1.3	-0.6	-0.1	-0.2	0.7	-0.2
Trade services.....	ID5	3123	5.529	0.7	-1.4	-0.1	-0.3	0.7	-0.3
Transportation and warehousing services.....	ID5	3122	2.903	1.8	0.4	-0.1	-0.2	1.2	-0.1
Transportation of passengers.....	ID5	31221	0.148	-2.7	-3.6	-3.9	0.4	0.1	-0.8
Transportation and warehousing of goods.....	ID5	31222	2.755	2.0	0.7	0.1	-0.3	1.2	-0.1
Services less trade, transportation, and warehousing.....	ID5	3121	1.464	2.5	0.5	0.3	0.3	-0.1	0.0
Inputs to stage 3 services producers.....	ID5	32	55.201	0.7	0.5	-0.9	-0.3	0.7	-0.5
Goods.....	ID5	321	9.933	-9.9	1.5	-7.2	-1.4	3.4	-1.4
Foods.....	ID5	3211	0.089	-2.3	-0.6	0.2	-0.1	0.9	-0.7
Energy.....	ID5	3212	5.844	-16.5	2.1	-11.9	-2.3	6.0	-2.3
Goods excluding foods and energy.....	ID5	3213	4.000	1.5	0.5	0.2	-0.2	-0.1	-0.1
Services.....	ID5	322	44.663	3.3	0.3	0.6	0.0	0.1	-0.4
Trade services.....	ID5	3223	2.808	-0.6	-0.9	1.3	1.2	-0.6	-1.0
Transportation and warehousing services.....	ID5	3222	10.562	6.8	0.7	1.6	-0.3	0.3	0.1
Transportation of passengers.....	ID5	32221	0.021	-0.1	-0.2	-0.2	-0.1	0.0	0.0
Transportation and warehousing of goods.....	ID5	32222	10.541	6.8	0.7	1.6	-0.3	0.3	0.1
Services less trade, transportation, and warehousing.....	ID5	3221	31.293	2.4	0.2	0.2	0.0	0.2	-0.5
Construction.....	ID5	323	0.605	4.3	2.9	0.0	0.1	0.0	0.1
Inputs to stage 3 construction producers.....	ID5	33	1.176	0.8	0.6	-0.4	0.2	0.0	0.1
Goods.....	ID5	331	0.571	0.3	1.0	-0.3	-0.2	-0.5	-0.2
Goods excluding foods and energy.....	ID5	3313	0.571	0.3	1.0	-0.3	-0.2	-0.5	-0.2
Services.....	ID5	332	0.605	1.3	0.2	-0.5	0.6	0.4	0.4
Trade services.....	ID5	3323	0.558	1.2	0.1	-0.5	0.7	0.5	0.5
Transportation and warehousing services.....	ID5	3322	0.016	1.9	1.0	-0.1	-0.1	0.4	-0.1
Transportation and warehousing of goods.....	ID5	33222	0.016	1.9	1.0	-0.1	-0.1	0.4	-0.1
Services less trade, transportation, and warehousing.....	ID5	3321	0.031	1.8	0.1	-0.4	0.3	-0.2	0.1
Stage 2 Intermediate Demand									

See footnotes at end of table.

Table 1. Producer price index percentage changes and weights for Final Demand-Intermediate Demand groupings, seasonally adjusted — Continued
[August 2024]

Grouping	Commodity code		Relative Importance Dec. 2023 ¹	Unadjusted 12-month percent change ² Aug. 2023 to Aug. 2024 ^P	Seasonally adjusted 1-month percent change ²				
	Group code	Item code			Mar. to Apr.	Apr. to May ^P	May to June ^P	June to July ^P	July to Aug. ^P
Stage 2 intermediate demand.....	ID5	2	100.000	0.2	1.3	-0.2	0.7	0.6	-1.3
Inputs to stage 2 goods producers.....	ID5	21	50.583	-2.8	2.4	-0.9	1.0	1.2	-2.7
Goods.....	ID5	211	35.955	-5.1	3.2	-1.4	1.4	1.8	-3.7
Foods.....	ID5	2111	4.053	-14.5	-0.6	1.6	-0.4	0.1	-2.3
Energy.....	ID5	2112	16.236	-9.0	6.0	-4.0	2.8	2.9	-7.5
Goods excluding foods and energy.....	ID5	2113	15.666	1.9	1.2	0.6	0.3	1.0	0.0
Services.....	ID5	212	14.340	2.9	0.4	0.3	0.3	-0.3	-0.2
Trade services.....	ID5	2123	5.608	4.3	0.3	0.8	0.6	-0.4	-0.2
Transportation and warehousing services.....	ID5	2122	4.804	1.5	0.8	0.0	-0.1	-0.2	-0.4
Transportation of passengers.....	ID5	21221	0.178	-2.6	-3.4	-3.8	0.4	0.1	-0.8
Transportation and warehousing of goods.....	ID5	21222	4.626	1.6	1.0	0.2	-0.1	-0.2	-0.4
Services less trade, transportation, and warehousing.....	ID5	2121	3.928	2.7	0.1	0.1	0.2	-0.1	-0.1
Construction.....	ID5	213	0.288	4.3	2.9	0.0	0.1	0.0	0.1
Inputs to stage 2 services producers.....	ID5	22	49.417	3.3	0.2	0.5	0.3	0.0	0.2
Goods.....	ID5	221	5.237	-0.2	0.3	-0.4	0.0	0.6	0.2
Foods.....	ID5	2211	0.050	-0.8	-1.0	0.2	0.7	0.7	0.1
Energy.....	ID5	2212	0.321	-12.4	1.4	-9.7	-0.8	4.3	-1.1
Goods excluding foods and energy.....	ID5	2213	4.866	0.8	0.3	0.3	0.1	0.3	0.3
Services.....	ID5	222	43.217	3.8	0.2	0.6	0.3	-0.1	0.2
Trade services.....	ID5	2223	2.365	6.5	-3.0	4.3	1.5	-0.9	3.2
Transportation and warehousing services.....	ID5	2222	2.944	8.6	0.7	3.3	-0.2	-0.1	-2.2
Transportation of passengers.....	ID5	22221	0.414	-2.7	-3.6	-3.9	0.4	0.1	-0.8
Transportation and warehousing of goods.....	ID5	22222	2.530	10.5	1.4	4.5	-0.2	-0.1	-2.4
Services less trade, transportation, and warehousing.....	ID5	2221	37.908	3.2	0.3	0.2	0.3	-0.1	0.2
Construction.....	ID5	223	0.963	4.3	2.9	0.0	0.1	0.0	0.1
Stage 1 Intermediate Demand									
Stage 1 intermediate demand.....	ID5	1	100.000	0.5	0.3	-0.6	0.1	0.6	0.0
Inputs to stage 1 goods producers.....	ID5	11	32.332	-1.5	0.1	0.1	-0.1	0.4	-0.3
Goods.....	ID5	111	23.262	-3.0	0.2	0.1	-0.1	0.3	-0.4
Foods.....	ID5	1111	2.768	-13.5	-1.1	2.5	-0.5	-1.3	-1.7
Energy.....	ID5	1112	3.428	-5.2	1.0	-2.1	0.6	0.6	-0.5
Goods excluding foods and energy.....	ID5	1113	17.066	-0.8	0.3	0.2	-0.2	0.5	-0.3
Services.....	ID5	112	9.069	2.4	-0.4	0.2	-0.2	0.7	0.0
Trade services.....	ID5	1123	5.496	1.6	-1.3	0.3	-0.3	0.9	-0.2
Transportation and warehousing services.....	ID5	1122	0.607	-1.1	0.2	-1.0	0.0	-0.2	-0.2
Transportation of passengers.....	ID5	11221	0.104	-2.7	-3.6	-3.9	0.4	0.1	-0.8
Transportation and warehousing of goods.....	ID5	11222	0.503	-0.8	1.0	-0.4	-0.1	-0.2	-0.1
Services less trade, transportation, and warehousing.....	ID5	1121	2.966	4.7	1.2	0.1	0.1	0.4	0.5
Construction.....	ID5	113	0.001	4.3	2.9	0.0	0.1	0.0	0.1
Inputs to stage 1 services producers.....	ID5	12	54.779	1.8	0.4	-0.8	0.2	0.7	0.2
Goods.....	ID5	121	16.052	-1.9	0.8	-3.1	-0.3	1.2	0.5
Foods.....	ID5	1211	0.064	31.5	1.1	-6.1	7.5	5.1	16.6
Energy.....	ID5	1212	4.999	-9.4	2.1	-9.6	-0.9	3.7	0.3
Goods excluding foods and energy.....	ID5	1213	10.989	1.8	0.2	0.2	0.0	0.1	0.4
Services.....	ID5	122	38.724	3.4	0.3	0.2	0.4	0.5	0.1
Trade services.....	ID5	1223	3.825	0.6	-0.7	0.9	0.3	0.5	-0.6
Transportation and warehousing services.....	ID5	1222	4.432	2.8	-0.8	-0.9	0.0	0.5	0.9
Transportation of passengers.....	ID5	12221	1.355	-2.7	-3.6	-3.9	0.4	0.1	-0.8
Transportation and warehousing of goods.....	ID5	12222	3.077	5.2	0.5	0.4	-0.2	0.6	1.7
Services less trade, transportation, and warehousing.....	ID5	1221	30.467	3.9	0.5	0.2	0.5	0.5	0.1
Construction.....	ID5	123	0.003	4.3	2.9	0.0	0.1	0.0	0.1
Inputs to stage 1 construction producers.....	ID5	13	12.891	0.2	0.3	-1.1	-0.2	0.6	0.2
Goods.....	ID5	131	9.196	-0.2	0.4	-1.5	-0.3	0.6	0.2
Energy.....	ID5	1312	0.752	-18.2	2.9	-17.8	-2.3	8.7	1.0
Goods excluding foods and energy.....	ID5	1313	8.444	1.7	0.2	0.1	-0.2	0.0	0.2
Services.....	ID5	132	3.695	1.3	0.1	-0.2	0.2	0.7	0.2
Trade services.....	ID5	1323	2.816	1.1	-0.1	-0.3	0.3	0.5	0.2
Transportation and warehousing services.....	ID5	1322	0.783	1.6	0.6	0.1	-0.3	1.5	-0.1
Transportation and warehousing of goods.....	ID5	13222	0.783	1.6	0.6	0.1	-0.3	1.5	-0.1
Services less trade, transportation, and warehousing.....	ID5	1321	0.096	4.4	0.5	0.3	0.8	-0.2	0.7
Special Groupings of Intermediate Demand by Production Flow									
Total goods inputs to stage 4 intermediate demand.....	ID5	9411	46.013	-0.1	0.4	-0.2	-0.1	0.2	0.0
Total services inputs to stage 4 intermediate demand.....	ID5	9412	53.934	3.7	0.3	0.0	0.1	0.7	-0.1
Total construction inputs to stage 4 intermediate demand.....	ID5	9413	0.053	4.3	2.9	0.0	0.1	0.0	0.1
Total foods inputs to stage 4 intermediate demand.....	ID5	9414	5.229	-2.0	-0.1	0.7	-0.3	1.1	-0.9

See footnotes at end of table.

Table 1. Producer price index percentage changes and weights for Final Demand-Intermediate Demand groupings, seasonally adjusted — Continued
 [August 2024]

Grouping	Commodity code		Relative Importance Dec. 2023 ¹	Unadjusted 12-month percent change ² Aug. 2023 to Aug. 2024 ^p	Seasonally adjusted 1-month percent change ²				
	Group code	Item code			Mar. to Apr.	Apr. to May ^p	May to June ^p	June to July ^p	July to Aug. ^p
Total energy goods inputs to stage 4 intermediate demand.....	ID5	9415	4.941	-4.1	1.7	-3.9	-0.2	0.4	0.1
Total goods less foods and energy inputs to stage 4 intermediate demand.	ID5	9416	35.843	0.9	0.3	0.2	-0.1	0.0	0.1
Total goods inputs to stage 3 intermediate demand.....	ID5	9311	44.230	-2.0	0.2	-1.1	-0.3	1.2	-0.6
Total services inputs to stage 3 intermediate demand.....	ID5	9312	55.164	2.9	0.1	0.5	0.0	0.2	-0.3
Total construction inputs to stage 3 intermediate demand.....	ID5	9313	0.605	4.3	2.9	0.0	0.1	0.0	0.1
Total foods inputs to stage 3 intermediate demand.....	ID5	9314	10.128	2.4	-1.0	2.1	0.7	2.4	-0.1
Total energy goods inputs to stage 3 intermediate demand.....	ID5	9315	7.005	-14.9	1.8	-10.2	-2.0	4.9	-2.0
Total goods less foods and energy inputs to stage 3 intermediate demand.	ID5	9316	27.097	0.2	0.3	0.2	-0.3	-0.1	-0.4
Total goods inputs to stage 2 intermediate demand.....	ID5	9211	41.192	-4.4	2.8	-1.3	1.2	1.6	-3.2
Total services inputs to stage 2 intermediate demand.....	ID5	9212	57.557	3.5	0.2	0.6	0.3	-0.2	0.1
Total construction inputs to stage 2 intermediate demand.....	ID5	9213	1.251	4.3	2.9	0.0	0.1	0.0	0.1
Total foods inputs to stage 2 intermediate demand.....	ID5	9214	4.103	-14.4	-0.6	1.6	-0.3	0.1	-2.3
Total energy goods inputs to stage 2 intermediate demand.....	ID5	9215	16.557	-9.0	5.9	-4.1	2.8	3.0	-7.3
Total goods less foods and energy inputs to stage 2 intermediate demand.	ID5	9216	20.532	1.6	1.0	0.6	0.2	0.8	0.0
Total goods inputs to stage 1 intermediate demand.....	ID5	9111	48.510	-2.1	0.5	-1.3	-0.2	0.7	0.0
Total services inputs to stage 1 intermediate demand.....	ID5	9112	51.488	3.1	0.1	0.1	0.3	0.5	0.1
Total construction inputs to stage 1 intermediate demand.....	ID5	9117	0.004	4.3	2.9	0.0	0.1	0.0	0.1
Total foods inputs to stage 1 intermediate demand.....	ID5	9114	2.832	-12.5	-1.0	2.3	-0.3	-1.1	-1.1
Total energy goods inputs to stage 1 intermediate demand.....	ID5	9115	9.179	-8.7	1.7	-7.7	-0.4	2.9	0.1
Total goods less foods and energy inputs to stage 1 intermediate demand.	ID5	9116	36.499	0.6	0.2	0.2	-0.1	0.3	0.1

¹ Comprehensive relative importance figures are initially computed after the publication of December indexes and are recalculated after final December indexes are available. Individual items and subtotals may not add exactly to totals because of rounding differences.

² All indexes are subject to revision for 4 months after their originally scheduled publication to incorporate late reports and corrections by survey respondents. In addition, seasonally adjusted indexes are subject to change for up to 5 years due to the recalculation of seasonal factors published each January.

³ PPI defines Total finished as including only the personal consumption and private capital investment portions of final demand.

⁴ Trade indexes measure changes in margins received by wholesalers and retailers.

⁵ The PPI definition of foods does not include food and beverages for immediate consumption. PPI defines food and beverages for immediate consumption as the service of preparing meals, snacks, and beverages to customer order for immediate on-premises and off-premises consumption.

⁶ Distributive services include transportation, warehousing, and trade of goods.

⁷ Includes intermediate trade, transportation, and warehousing services.

⁸ Includes crude petroleum.

⁹ Excludes crude petroleum.

^p Preliminary

"/" Data not available.

Table 2. Producer price index percentage changes for selected commodity groupings by Final Demand-Intermediate Demand category, seasonally adjusted
[August 2024]

Grouping	Commodity code		Unadjusted 12-month percent change ¹	Seasonally adjusted 1-month percent change ¹				
	Group code	Item code		Aug. 2023 to Aug. 2024 ^P	Mar. to Apr.	Apr. to May ^P	May to June ^P	June to July ^P
Final Demand								
Final demand.....	FD	4	1.7	0.5	0.0	0.2	0.0	0.2
Final demand goods.....	FD	41	0.0	0.4	-0.8	-0.3	0.6	0.0
Final demand foods.....	FD	411	2.3	-0.8	-0.1	0.1	0.7	0.1
Fresh fruits and melons ²	01	11	-3.2	7.0	-2.1	-6.3	10.3	-2.9
Fresh and dry vegetables ²	01	13	-4.9	-18.7	3.1	-4.4	-5.4	2.5
Grains.....	01	2	-26.2	-4.0	8.1	-2.1	-6.3	-1.1
Eggs for fresh use ²	01	7107	155.0	11.2	-34.8	55.9	-8.9	55.1
Oilseeds.....	01	8301	-24.2	-0.9	4.7	-3.2	-2.0	-6.6
Bakery products ²	02	11	2.2	-0.4	0.0	0.1	0.1	0.1
Milled rice ²	02	13	-5.7	0.2	0.2	0.4	-0.2	-0.2
Pasta products ²	02	1402	-1.2	0.0	0.0	0.0	0.0	0.0
Beef and veal.....	02	2101	1.5	-5.9	-1.6	2.0	7.7	-7.7
Pork.....	02	2104	12.2	-0.5	2.1	-3.1	1.8	-2.1
Processed young chickens.....	02	2203	10.8	2.0	-3.1	2.0	-0.9	1.6
Processed turkeys ²	02	2206	-8.8	-0.8	1.2	-2.2	-0.3	-0.3
Finfish and shellfish.....	02	23	-2.6	1.4	-0.6	-5.1	0.0	0.7
Dairy products ²	02	3	7.6	-0.1	2.0	1.6	1.3	0.4
Processed fruits and vegetables ²	02	4	3.5	0.3	0.4	0.2	1.0	-0.5
Confectionery end products ²	02	55	4.0	0.5	0.1	-0.1	0.5	1.7
Soft drinks ²	02	62	3.9	-0.2	0.3	-0.3	-0.2	1.3
Roasted coffee ²	02	6301	6.3	-0.7	0.6	0.8	3.2	2.5
Shortening and cooking oils ²	02	78	-9.5	0.1	-2.4	-0.3	0.4	-0.6
Frozen specialty food ²	02	85	0.2	-0.2	0.3	-0.2	-0.4	0.0
Final demand energy.....	FD	412	-8.4	1.8	-4.5	-2.0	1.8	-0.9
Liquefied petroleum gas ²	05	32	-5.6	6.3	-3.2	-0.9	0.6	-6.6
Residential electric power.....	05	41	1.3	0.5	0.1	-0.3	-0.7	-1.1
Residential natural gas.....	05	51	-0.6	-3.1	0.3	1.8	0.8	-1.8
Gasoline.....	05	71	-16.3	4.5	-7.3	-5.2	2.8	0.6
Home heating oil and distillates.....	05	7302	-20.5	1.2	-6.1	-3.7	8.6	-2.9
No. 2 diesel fuel.....	05	7303	-21.7	2.8	-23.7	-3.3	12.4	1.9
Final demand goods less foods and energy.....	FD	413	2.1	0.3	0.2	0.0	0.2	0.2
Alcoholic beverages.....	02	61	0.9	0.1	-0.2	0.4	0.3	-0.1
Pet food ²	02	9402	0.0	0.0	0.0	0.0	-0.2	0.1
Women's, girls', and infants' apparel ²	03	8106	1.6	0.0	0.0	0.3	0.0	0.0
Men's and boys' apparel ²	03	8107	0.3	-0.3	-0.1	0.0	0.0	0.0
Textile furnishings ²	03	82	1.5	0.2	0.6	0.0	-0.1	0.0
Footwear ²	04	3	1.8	0.8	0.0	0.0	0.1	-0.1
Industrial chemicals.....	06	1	1.6	1.3	-0.8	0.3	2.5	0.5
Pharmaceutical preparations.....	06	38	1.7	0.2	0.2	0.1	0.0	0.5
Soaps and detergents ²	06	71	2.0	0.2	0.1	0.0	0.0	0.1
Cleaning and polishing products ²	06	72	0.9	0.1	0.0	0.0	0.1	0.2
Cosmetics and other toiletries ²	06	75	1.3	0.0	0.1	0.0	0.0	0.4
Tires ²	07	1201	-0.9	0.0	-0.5	-0.3	0.2	0.0
Consumer, institutional, and commercial products, n.e.c. ²	07	2B	0.4	0.2	-0.5	0.3	0.2	0.2
Sanitary paper products ²	09	1501	-2.5	0.2	0.2	-0.1	0.4	0.0
Iron and steel scrap.....	10	12	-1.9	1.6	2.8	0.1	7.9	2.1
Agricultural machinery and equipment ²	11	1	0.3	0.2	-0.1	0.0	-0.5	-0.3
Construction machinery and equipment ²	11	2	2.3	0.2	0.1	0.1	0.2	0.0
Metal cutting machine tools ²	11	37	0.4	0.0	0.2	0.0	0.0	0.0
Metal forming machine tools.....	11	38	9.9	0.6	-1.5	0.5	0.7	0.2
Tools, dies, jigs, fixtures, and industrial molds ²	11	39	4.7	0.2	0.2	0.0	0.4	0.0
Pumps, compressors, and equipment ²	11	41	3.9	0.2	0.4	-0.1	0.4	0.3
Industrial material handling equipment ²	11	44	3.9	1.7	0.1	0.1	0.0	0.0
Electronic computers and computer equipment ²	11	5	-2.3	0.4	-0.8	-0.1	-1.7	-0.7
Textile machinery and equipment ²	11	62	0.0	0.0	0.0	0.0	0.0	0.0
Paper industries machinery ²	11	64	1.9	0.1	0.0	0.0	0.0	0.0
Printing trades machinery and equipment ²	11	65	1.5	-0.1	0.2	-0.1	0.3	0.0
Transformers and power regulators ²	11	74	2.6	-1.0	0.0	0.6	0.1	0.0
Communication and related equipment.....	11	76	4.2	-0.2	0.2	0.2	0.2	0.1
Electronic components and accessories.....	11	78	-0.8	0.3	-0.1	-0.7	-1.0	-0.4
X-ray and electromedical equipment ²	11	7905	1.0	0.0	0.0	0.0	0.3	0.0
Oil field and gas field machinery ²	11	91	4.3	0.0	0.0	0.4	0.0	0.0
Mining machinery and equipment ²	11	92	6.8	0.6	0.2	0.5	0.7	0.0
Internal combustion engines ²	11	94	3.1	0.4	0.1	0.0	0.4	0.1

See footnotes at end of table.

Table 2. Producer price index percentage changes for selected commodity groupings by Final Demand-Intermediate Demand category, seasonally adjusted — Continued
 [August 2024]

Grouping	Commodity code		Unadjusted 12-month percent change ¹	Seasonally adjusted 1-month percent change ¹				
	Group code	Item code		Aug. 2023 to Aug. 2024 ^P	Mar. to Apr.	Apr. to May ^P	May to June ^P	June to July ^P
Household furniture ²	12	1	-0.4	0.4	0.5	0.2	0.1	0.0
Commercial furniture ²	12	2	2.5	-0.2	0.3	0.2	0.0	0.0
Floor coverings ²	12	3	0.5	-0.6	-0.4	0.9	-0.1	0.0
Household appliances ²	12	4	1.0	-0.1	0.0	-0.5	0.0	1.6
Home electronic equipment ²	12	5	1.6	0.0	-0.4	0.0	0.0	0.0
Lawn and garden equipment excl. garden tractors ²	12	66	1.8	0.0	0.1	0.0	-0.2	0.0
Passenger cars.....	14	1101	-1.1	0.2	-0.3	0.5	-0.2	0.0
Light motor trucks.....	14	1105	1.3	-0.1	-0.2	-0.2	0.2	0.4
Heavy motor trucks ²	14	1106	1.1	0.0	0.1	0.0	0.0	0.0
Motor vehicles parts ²	14	12	1.0	0.1	0.0	0.1	0.2	0.1
Truck trailers ²	14	14	-0.6	-0.4	0.0	-0.1	0.4	-0.2
Travel trailers and campers ²	14	16	-0.3	0.0	-0.1	0.1	-0.2	0.0
Aircraft.....	14	21	4.0	0.1	0.1	0.1	0.2	0.3
Ships ²	14	31	1.5	0.0	0.2	0.3	0.1	0.0
Railroad equipment ²	14	4	0.1	0.0	0.2	0.0	-1.1	0.5
Toys, games, and children's vehicles ²	15	11	0.6	0.0	0.0	0.0	0.0	0.4
Sporting and athletic goods ²	15	12	6.9	0.0	0.1	-0.1	0.0	0.0
Cigarettes ²	15	21	12.6	0.0	3.3	0.0	0.0	2.3
Mobile homes.....	15	5	0.3	-0.2	-0.1	-0.4	0.2	0.8
Medical, surgical & personal aid devices.....	15	6	2.3	0.2	0.2	0.1	0.0	-0.1
Jewelry, platinum and karat gold ²	15	9402	9.1	2.3	1.0	-1.4	1.0	0.3
Costume jewelry and novelties ²	15	9404	1.5	0.0	-1.1	2.0	0.0	0.0
Final demand services.....	FD	42	2.6	0.6	0.3	0.4	-0.3	0.4
Final demand trade services ³	FD	423	-0.5	0.5	0.7	1.3	-1.7	0.6
Machinery and equipment parts and supplies wholesaling ²	57	1102	4.4	1.1	0.3	-3.4	4.7	-0.8
Machinery and vehicle wholesaling ²	57	1103	2.2	6.0	-3.6	5.4	-6.4	4.9
Professional and commercial equipment wholesaling ²	57	1104	4.7	1.0	-4.1	1.2	1.8	4.1
Furnishings wholesaling ²	57	2	3.1	0.1	-0.7	0.9	0.1	0.5
Chemicals and allied products wholesaling ²	57	5	5.2	-0.2	2.0	-0.4	2.0	0.4
Paper and plastics products wholesaling ²	57	6	-3.1	-0.8	-0.9	-0.5	1.7	0.2
Apparel wholesaling ²	57	7	-4.2	-5.6	0.5	0.8	0.0	0.0
Food and alcohol wholesaling ²	57	8	6.8	1.6	-0.2	1.1	-1.3	-0.4
Food and alcohol retailing.....	58	1	-1.4	0.9	1.7	1.0	-2.4	-2.6
Health, beauty, and optical goods retailing ²	58	2	2.7	0.2	1.5	0.7	-0.2	-1.3
Apparel, jewelry, footwear, and accessories retailing.....	58	3	-2.9	-1.5	-0.1	0.6	-3.4	-0.9
Computer hardware, software, and supplies retailing ²	58	4	20.0	15.7	3.0	16.4	4.4	9.7
TV, video, and photographic equipment and supplies retailing.....	58	5	-3.6	-2.2	6.0	-8.8	3.0	-7.7
Automobiles retailing (partial).....	58	6101	-36.8	-2.3	5.8	-5.9	-5.0	-3.1
Automotive parts, including tires, retailing ²	58	6102	-2.5	-2.4	0.6	2.9	0.4	-1.6
RVs, trailers, and campers retailing ²	58	8	14.6	-8.7	26.2	-16.5	17.4	1.6
Sporting goods, including boats, retailing.....	58	9	1.8	4.1	-1.4	2.2	-6.5	1.6
Lawn, garden, and farm equipment and supplies retailing ²	58	A	2.8	0.2	0.7	0.4	-0.2	1.8
Furniture retailing ²	58	B	-4.3	-2.9	-1.6	0.9	-0.4	5.3
Flooring and floor coverings retailing ²	58	C	4.8	0.0	1.7	-1.4	2.6	-0.3
Hardware, building materials, and supplies retailing.....	58	D	3.1	1.6	-2.2	0.9	0.4	2.3
Major household appliances retailing.....	58	E	-9.1	-1.7	3.6	2.1	-0.4	-5.9
Fuels and lubricants retailing.....	58	F	21.3	-10.3	13.0	5.3	-4.7	14.1
Cleaning supplies and paper products retailing ²	58	G	0.4	-0.5	1.1	0.1	1.0	-1.4
Book retailing ²	58	H	0.7	-1.4	-0.3	3.2	2.1	-3.8
Final demand transportation and warehousing services.....	FD	422	1.0	-0.5	-0.9	-0.1	1.0	-0.1
Rail transportation of freight and mail ²	30	11	3.4	0.9	0.2	0.0	0.6	-0.1
Truck transportation of freight ²	30	12	1.8	0.6	0.1	-0.3	1.6	-0.1
Air transportation of freight ²	30	14	1.1	1.6	-0.4	0.6	-0.9	-0.3
Courier, messenger, and U.S. postal services.....	30	16	6.0	0.3	0.4	0.0	0.4	2.1
Rail transportation of passengers.....	30	21	0.0	0.0	0.0	-0.1	0.0	0.1
Airline passenger services.....	30	22	-2.7	-3.6	-3.9	0.4	0.1	-0.8
Final demand services less trade, transportation, and warehousing.....	FD	421	4.2	0.7	0.3	0.1	0.2	0.3
Sales of books.....	33	11	8.0	0.1	0.7	0.1	1.0	0.6
Sales and subscriptions of periodicals and newspapers.....	33	12	4.2	0.1	0.2	1.8	0.1	0.7
Application software publishing ²	34	2	6.8	0.9	1.5	0.1	-1.8	1.7
Advertising space sales in periodicals, newspapers, directories, and mailing lists ²	36	1	-2.2	0.4	-0.4	0.0	0.0	-1.7
Residential wired telecommunication services ²	37	11	4.6	1.9	0.6	-0.2	-0.1	0.1
Wireless telecommunication services.....	37	2	0.9	0.1	0.7	0.1	0.1	-0.7
Cable and satellite subscriber services.....	37	3	0.6	1.4	0.7	0.5	-1.4	-1.1
Internet access services ²	37	4	4.1	0.1	0.1	-0.1	1.3	1.5

See footnotes at end of table.

Table 2. Producer price index percentage changes for selected commodity groupings by Final Demand-Intermediate Demand category, seasonally adjusted — Continued
 [August 2024]

Grouping	Commodity code		Unadjusted 12-month percent change ¹	Seasonally adjusted 1-month percent change ¹				
	Group code	Item code		Aug. 2023 to Aug. 2024 ^P	Mar. to Apr.	Apr. to May ^P	May to June ^P	June to July ^P
Bundled wired telecommunications access services ²	37	5	4.1	3.0	-0.5	-0.3	0.6	0.5
Consumer loans (partial).....	39	12	7.6	2.7	-0.7	-9.1	-0.9	5.9
Deposit services (partial) ²	39	2	22.3	-0.2	0.4	4.7	0.3	-0.2
Other credit intermediation, incl. trust services (partial) ²	39	3	-6.1	-3.4	0.8	0.0	0.1	-1.2
Securities brokerage, dealing, investment advice, and related services ² ...	40	1	8.4	-0.1	-0.2	1.5	1.8	0.4
Portfolio management ²	40	2	9.9	4.2	-1.5	1.2	2.0	0.0
Life insurance ²	41	1101	-1.1	-0.1	0.3	0.0	0.0	0.4
Disability insurance, including accidental death ²	41	1102	-0.5	0.0	0.0	0.0	0.0	0.0
Health and medical insurance.....	41	1103	4.7	0.1	0.2	0.2	0.1	0.5
Property and casualty insurance ²	41	1104	6.4	0.8	1.1	0.2	0.2	0.2
Annuities ²	41	2	2.2	2.2	-0.2	0.0	0.0	0.0
Residential property sales and leases, brokerage fees and commissions..	43	21	3.2	1.0	0.5	0.5	0.3	0.1
Passenger car rental.....	44	1	-0.3	-0.6	-0.9	4.5	0.6	-3.7
Legal services.....	45	1	8.1	1.6	0.3	0.1	0.5	0.5
Tax preparation and planning.....	45	2102	6.0	0.5	3.0	-3.5	-0.2	1.6
Architectural and engineering services.....	45	3	2.5	0.7	0.2	0.3	-0.1	0.2
Management, scientific, and technical consulting services ²	45	4	4.7	0.9	0.6	2.9	-4.0	0.1
Arrangement of flights (partial).....	47	1	-8.2	-0.3	0.0	-1.5	3.4	-0.7
Arrangement of vehicle rentals and lodging ²	47	2	12.9	2.1	0.0	0.0	3.6	0.0
Arrangement of cruises and tours ²	47	3	-1.9	0.3	0.9	-0.9	0.1	0.3
Physician care.....	51	1101	1.4	0.1	0.2	0.2	-0.2	0.0
Medical laboratory and diagnostic imaging care ²	51	1102	0.1	0.1	0.0	0.0	0.0	-0.3
Home health and hospice care.....	51	1103	1.7	0.0	0.1	0.2	0.4	0.1
Hospital outpatient care ²	51	1104	3.2	-0.2	0.3	0.1	0.1	0.2
Dental care.....	51	1105	4.4	1.9	0.6	0.2	0.0	0.0
Hospital inpatient care.....	51	2101	5.2	0.1	0.6	0.4	0.2	0.0
Nursing home care.....	51	2102	2.7	-0.6	0.2	0.0	1.4	-0.1
Traveler accommodation services.....	53	11	2.4	3.9	3.4	-0.7	-3.4	4.4
Food and beverages for immediate consumption services (partial) ²	54	1	3.1	0.2	-0.6	0.5	0.2	-0.4
Motor vehicle repair and maintenance (partial) ²	55	2	2.5	1.1	0.4	0.2	0.4	0.3
Membership dues and admissions and recreation facility use fees (partial) ²	56	1	1.2	-0.4	-2.3	-3.1	2.1	-2.6
Recreational activity instruction fees (partial) ²	56	2	7.2	0.0	0.0	6.6	0.0	0.0
Gaming receipts (partial) ²	56	3	1.6	-2.9	1.7	-1.1	-1.8	1.4
Mining services ²	60	1	3.9	1.3	0.0	-1.0	0.4	1.5
Final demand construction.....	FD	43	1.3	0.1	0.0	0.4	0.7	0.0
New warehouse building construction ²	80	1101	0.3	0.3	0.0	0.0	0.2	-0.1
New school building construction ²	80	1102	1.7	0.3	-0.2	0.1	1.3	0.0
New office building construction ²	80	1103	2.0	-0.4	0.0	1.1	1.3	-0.3
New industrial building construction ²	80	1104	0.1	-0.1	0.0	0.1	-0.2	0.0
New health care building construction ²	80	1105	0.9	0.1	0.0	0.0	0.3	0.9
Intermediate Demand by Commodity Type								
Processed goods for intermediate demand.....	ID6	1	-1.1	0.5	-1.3	-0.1	0.6	-0.1
Processed foods and feeds.....	ID6	9112	0.7	-0.3	0.2	0.7	1.5	-0.3
Meats.....	02	21	4.2	-2.2	-0.4	0.1	4.4	-4.2
Processed poultry.....	02	22	2.1	1.1	0.7	-2.4	-0.9	0.9
Dairy products ²	02	3	7.6	-0.1	2.0	1.6	1.3	0.4
Processed fruits and vegetables ²	02	4	3.5	0.3	0.4	0.2	1.0	-0.5
Refined sugar and byproducts ²	02	53	14.4	-0.1	0.4	-0.3	0.1	-0.3
Fats and oils ²	02	7	-10.1	0.4	-2.0	0.2	2.3	-2.8
Prepared animal feeds.....	02	9	-7.9	-0.8	0.3	0.7	0.7	-0.8
Processed materials less foods and feeds.....	ID6	9111	-1.3	0.6	-1.4	-0.2	0.5	0.0
Synthetic fibers ²	03	1	4.0	-1.9	3.4	-2.2	-1.1	0.3
Processed yarns and threads ²	03	2	-0.3	1.5	-0.4	-0.1	-0.4	0.0
Finished fabrics ²	03	4	0.5	0.3	-0.3	0.3	0.0	0.1
Liquefied petroleum gas ²	05	32	-5.6	6.3	-3.2	-0.9	0.6	-6.6
Commercial electric power.....	05	42	2.4	1.2	-0.8	0.7	-1.4	-0.1
Industrial electric power.....	05	43	1.0	1.3	-2.5	1.4	-0.7	0.0
Commercial natural gas.....	05	52	-3.2	-3.1	-4.0	2.4	-0.2	-4.3
Industrial natural gas.....	05	53	-9.3	-3.4	-3.6	1.4	3.1	-6.7
Natural gas to electric utilities.....	05	54	-1.0	-2.0	-3.4	4.0	1.9	-3.6
Gasoline.....	05	71	-16.3	4.5	-7.3	-5.2	2.8	0.6
Jet fuel ²	05	7203	-23.0	0.3	-6.2	-3.5	5.8	-10.5
No. 2 diesel fuel.....	05	7303	-21.7	2.8	-23.7	-3.3	12.4	1.9
Residual fuels ²	05	74	7.7	1.1	9.0	-1.7	1.0	-0.4

See footnotes at end of table.

Table 2. Producer price index percentage changes for selected commodity groupings by Final Demand-Intermediate Demand category, seasonally adjusted — Continued
 [August 2024]

Grouping	Commodity code		Unadjusted 12-month percent change ¹	Seasonally adjusted 1-month percent change ¹				
	Group code	Item code		Aug. 2023 to Aug. 2024 ^P	Mar. to Apr.	Apr. to May ^P	May to June ^P	June to July ^P
Finished lubricants ²	05	76	-1.1	0.0	0.0	-0.1	-0.1	0.1
Lubricating oil base stocks ²	05	78	1.0	3.2	4.4	2.4	1.6	-6.8
Asphalt.....	05	8102	0.1	-4.6	3.9	-3.0	-3.0	-3.3
Basic inorganic chemicals ²	06	13	-4.5	-0.1	0.9	0.2	-1.3	-0.4
Basic organic chemicals.....	06	14	3.0	1.6	-1.1	0.3	3.4	0.7
Prepared paint ²	06	21	-0.3	-0.2	0.1	0.1	0.1	0.2
Paint materials ²	06	22	-7.8	-0.2	-1.7	-1.5	0.0	0.3
Medicinal and botanical chemicals ²	06	31	5.2	0.2	0.0	-0.2	0.1	-0.2
Biological products, including diagnostics.....	06	37	2.7	1.8	-0.1	0.0	-0.1	1.0
Fats and oils, inedible ²	06	4	-5.0	-0.3	-1.6	0.6	1.5	-0.5
Nitrogenates.....	06	5201	1.6	-1.2	-0.9	-1.5	3.1	1.8
Phosphates.....	06	5202	11.2	-1.8	-6.4	4.7	1.7	-0.4
Other agricultural chemicals ²	06	53	-3.8	0.1	0.2	0.5	0.0	0.0
Plastic resins and materials.....	06	6	1.6	1.2	-0.5	-0.6	1.4	-0.1
Industrial gases ²	06	7903	3.7	1.2	0.4	0.7	0.0	0.1
Adhesives and sealants ²	06	7904	2.0	0.3	0.1	-0.2	0.1	1.5
Synthetic rubber ²	07	1102	13.4	6.0	1.6	1.3	-0.5	-0.4
Tires ²	07	1201	-0.9	0.0	-0.5	-0.3	0.2	0.0
Plastic construction products ²	07	21	0.3	0.6	-0.3	-0.2	0.1	0.2
Unsupported plastic film, sheet, other shapes ²	07	22	1.0	0.6	0.5	-0.2	0.2	0.6
Parts for manufacturing from plastics ²	07	26	0.8	0.0	0.0	0.0	-0.4	1.0
Plastic packaging products ²	07	2A	-0.4	0.6	-0.3	0.1	-0.5	-0.4
Softwood lumber.....	08	11	-6.1	5.7	-5.0	3.3	-1.0	2.9
Hardwood lumber ²	08	12	6.0	1.7	0.8	0.3	0.4	0.2
Millwork.....	08	2	1.0	0.3	-0.6	0.2	-0.4	0.4
Plywood ²	08	3	-4.0	1.2	-1.9	-1.4	-2.2	-1.2
Paper ²	09	13	1.9	0.4	0.6	-0.1	0.1	0.4
Paperboard ²	09	14	2.4	0.5	0.3	0.3	0.5	1.6
Paper boxes and containers ²	09	1503	1.4	0.6	0.8	-0.2	0.4	1.2
Building paper and board ²	09	2	-27.0	17.6	-12.9	-4.6	-13.2	-1.5
Commercial printing ²	09	47	1.8	-0.2	0.1	0.0	0.3	0.2
Foundry and forge shop products ²	10	15	0.1	-0.3	-1.0	0.8	-0.9	-0.1
Steel mill products ²	10	17	-14.3	-2.7	0.3	-1.8	-3.2	-2.6
Primary nonferrous metals ²	10	22	10.3	3.8	5.0	0.7	-0.2	-2.2
Secondary nonferrous metals ²	10	24	7.9	2.6	4.2	0.3	0.6	-0.3
Aluminum mill shapes ²	10	2501	2.7	0.6	4.4	2.3	0.6	-2.2
Copper and brass mill shapes ²	10	2502	10.0	4.4	4.5	2.1	-1.5	-1.9
Nonferrous wire and cable ²	10	26	4.1	3.4	6.1	-0.4	-1.8	-3.0
Nonferrous foundry shop products.....	10	28	4.6	-0.3	1.0	0.8	0.3	-0.1
Metal containers ²	10	3	-0.6	-0.1	0.2	0.2	0.7	-0.3
Hardware ²	10	4	-0.6	-0.1	0.1	0.0	0.0	0.1
Plumbing fixtures and brass fittings.....	10	5	1.8	0.1	0.1	0.1	0.5	0.7
Heating equipment ²	10	6	3.0	0.5	0.3	0.1	0.0	0.1
Fabricated structural metal products.....	10	7	0.0	-0.3	0.0	-0.7	0.3	1.0
Bolts, nuts, screws, rivets, and washers ²	10	81	7.3	1.0	-0.7	0.0	0.0	0.2
Lighting fixtures ²	10	83	2.3	-0.1	0.6	0.1	0.0	0.2
Fabricated ferrous wire products.....	10	88	2.6	-0.4	-0.4	3.3	-0.2	-0.5
Other miscellaneous metal products ²	10	89	2.8	0.2	0.7	0.5	0.1	0.3
Fluid power equipment ²	11	43	6.9	1.5	0.4	0.0	0.0	2.9
Mechanical power transmission equipment ²	11	45	4.4	-0.1	0.2	0.4	0.8	0.1
Air conditioning and refrigeration equipment.....	11	48	3.6	0.9	0.7	-0.7	0.3	1.9
Metal valves, except fluid power.....	11	4902	1.0	0.1	0.0	0.1	-0.5	-0.1
Ball and roller bearings ²	11	4905	3.3	0.0	-0.2	0.0	0.1	0.0
Wiring devices ²	11	71	-0.7	-0.2	0.3	0.0	-0.1	-0.2
Motors, generators, motor generator sets ²	11	73	1.6	0.0	0.0	0.0	0.0	0.0
Switchgear, switchboard, and industrial controls equip. ²	11	75	7.3	0.2	0.6	1.9	0.4	0.0
Electronic components and accessories.....	11	78	-0.8	0.3	-0.1	-0.7	-1.0	-0.4
Internal combustion engines ²	11	94	3.1	0.4	0.1	0.0	0.4	0.1
Machine shop products ²	11	95	1.9	-0.1	0.1	0.0	0.2	0.7
Flat glass ²	13	11	2.4	-0.1	0.3	-0.5	0.5	0.3
Cement.....	13	22	5.6	-0.3	0.7	0.2	-0.2	0.2
Concrete products.....	13	3	4.1	-0.7	0.2	0.0	0.4	-0.2
Asphalt felts and coatings ²	13	6	0.6	-1.8	2.3	-0.4	0.3	-1.0
Paving mixtures and blocks.....	13	94	3.6	0.0	-1.1	-0.2	0.5	-0.3
Motor vehicle parts ²	14	12	1.0	0.1	0.0	0.1	0.2	0.1
Aircraft engines and engine parts.....	14	23	3.9	0.1	0.3	0.2	0.3	0.1

See footnotes at end of table.

Table 2. Producer price index percentage changes for selected commodity groupings by Final Demand-Intermediate Demand category, seasonally adjusted — Continued
 [August 2024]

Grouping	Commodity code		Unadjusted 12-month percent change ¹	Seasonally adjusted 1-month percent change ¹				
	Group code	Item code		Aug. 2023 to Aug. 2024 ^P	Mar. to Apr.	Apr. to May ^P	May to June ^P	June to July ^P
Aircraft parts and auxiliary equipment, n.e.c.....	14	25	3.0	1.1	0.1	0.3	0.4	0.3
Medical, surgical, and personal aid devices.....	15	6	2.3	0.2	0.2	0.1	0.0	-0.1
Unprocessed goods for intermediate demand.....	ID6	2	-4.3	2.1	0.0	0.5	2.1	-3.7
Unprocessed foodstuffs and feedstuffs.....	ID6	21	-2.0	-0.6	2.8	-1.3	2.0	-1.7
Wheat ²	01	21	-27.1	-2.1	18.3	-9.8	-11.0	-5.0
Corn.....	01	2202	-26.3	-4.8	6.8	-0.2	-5.5	0.0
Slaughter cattle.....	01	31	6.9	-2.5	5.6	-1.3	3.9	-3.0
Slaughter hogs.....	01	32	-13.3	22.4	-10.8	-14.9	1.6	-6.6
Slaughter chickens.....	01	4102	14.0	-5.3	-2.6	2.7	8.9	5.5
Slaughter turkeys.....	01	42	-28.9	-12.9	8.1	-9.1	8.2	-16.9
Raw milk.....	01	6	16.9	-2.3	9.9	5.0	2.3	-0.8
Hay and hayseeds ²	01	81	-27.9	5.2	28.1	-17.3	4.2	-27.7
Oilseeds.....	01	8301	-24.2	-0.9	4.7	-3.2	-2.0	-6.6
Raw cane sugar and byproducts ²	02	5201	0.4	0.0	0.1	-0.9	-0.1	-1.6
Unprocessed nonfood materials.....	ID6	22	-5.8	3.8	-1.6	1.6	2.2	-5.0
Raw cotton ²	01	51	-23.5	-11.5	-15.6	-1.3	-6.4	0.2
Hides and skins.....	04	1	-17.8	1.9	1.6	1.2	-5.3	-3.9
Coal ²	05	1	6.2	-0.7	1.1	-2.1	3.4	1.3
Natural gas ²	05	31	-39.0	-4.9	17.4	27.5	-0.1	-29.8
Crude petroleum ²	05	61	-4.0	8.5	-7.3	-0.3	3.7	-4.2
Logs, bolts, timber, pulpwood, and woodchips ²	08	5	-2.8	-1.7	-0.1	0.1	0.4	0.6
Recyclable paper ²	09	12	73.9	-0.6	2.0	0.7	0.1	-3.4
Iron ores ²	10	11	0.8	0.7	0.3	-0.7	2.1	0.0
Iron and steel scrap.....	10	12	-1.9	1.6	2.8	0.1	7.9	2.1
Nonferrous metal ores ²	10	21	9.6	3.1	2.2	-2.9	2.2	-1.9
Copper base scrap ²	10	2301	6.1	6.1	7.6	-4.7	2.2	-8.3
Aluminum base scrap.....	10	2302	18.8	2.0	17.8	7.7	-1.7	-8.6
Construction sand, gravel, and crushed stone.....	13	21	7.8	0.5	0.0	0.1	1.0	1.0
Services for intermediate demand.....	ID6	3	3.4	0.2	0.3	0.2	0.3	-0.1
Trade services for intermediate demand ³	ID6	33	2.1	-0.4	0.6	-0.1	0.7	-0.3
Machinery and equipment parts and supplies wholesaling ²	57	1102	4.4	1.1	0.3	-3.4	4.7	-0.8
Building materials, paint, and hardware wholesaling.....	57	3	-0.6	0.3	-1.0	0.9	1.9	0.0
Metals, minerals, and ores wholesaling ²	57	4	-3.0	-6.2	-2.0	-2.8	0.4	-0.6
Chemicals and allied products wholesaling ²	57	5	5.2	-0.2	2.0	-0.4	2.0	0.4
Paper and plastics products wholesaling ²	57	6	-3.1	-0.8	-0.9	-0.5	1.7	0.2
Food wholesaling ²	57	8101	7.0	1.8	-0.1	1.3	-1.6	-0.5
Automotive parts, including tires, retailing ²	58	6102	-2.5	-2.4	0.6	2.9	0.4	-1.6
Hardware, building material, and supplies retailing.....	58	D	3.1	1.6	-2.2	0.9	0.4	2.3
Transportation and warehousing services for intermediate demand.....	ID6	32	4.2	0.4	0.5	-0.3	0.4	0.0
Rail transportation of freight and mail ²	30	11	3.4	0.9	0.2	0.0	0.6	-0.1
Truck transportation of freight ²	30	12	1.8	0.6	0.1	-0.3	1.6	-0.1
Water transportation of freight ²	30	13	-2.9	0.6	-0.6	-0.6	0.5	0.1
Air transportation of freight ²	30	14	1.1	1.6	-0.4	0.6	-0.9	-0.3
U.S. Postal Service ²	30	1601	9.4	0.0	0.0	0.0	0.0	6.1
Courier and messenger services, except air mail.....	30	1602	4.3	0.4	0.6	0.5	0.3	0.5
Air mail and package delivery services, excluding by USPS.....	30	1603	4.0	0.5	0.6	-0.7	1.2	-0.9
Pipeline transportation ²	30	17	0.0	0.4	0.1	0.0	0.7	-0.1
Transportation of passengers (partial).....	30	2	-2.7	-3.6	-3.9	0.4	0.1	-0.8
Services related to water transportation ²	31	1	6.0	0.3	0.3	-0.1	0.3	0.8
Arrangement of freight and cargo ²	31	31	35.3	3.7	9.5	-0.8	-0.6	0.2
Warehousing, storage, and related services ²	32	1	2.4	1.7	-0.7	-2.7	0.6	-1.3
Services less trade, transportation, and warehousing for intermediate demand.....	ID6	31	3.6	0.4	0.2	0.4	0.1	-0.1
Network compensation from broadcast TV, cable TV, radio ²	35	-	0.7	0.0	0.0	0.5	0.0	0.0
Advertising space sales in periodicals and newspapers ²	36	11	-2.6	0.4	-0.5	0.0	0.0	-2.0
Advertising space sales in directories and mail lists ²	36	12	0.1	0.0	0.0	0.0	0.0	0.0
Television advertising time sales.....	36	2	-1.6	1.7	-0.2	-1.4	0.1	-4.5
Radio advertising time sales.....	36	3	-10.1	0.6	4.4	-2.6	-8.4	1.6
Internet advertising sales ²	36	6	14.7	7.9	0.0	0.0	0.8	0.0
Business wired telecommunication services ²	37	12	4.9	1.5	1.1	-0.1	0.7	0.2
Wireless telecommunication services.....	37	2	0.9	0.1	0.7	0.1	0.1	-0.7
Cable and satellite subscriber services.....	37	3	0.6	1.4	0.7	0.5	-1.4	-1.1
Bundled wired telecommunication access services ²	37	5	4.1	3.0	-0.5	-0.3	0.6	0.5
Data processing and related services ²	38	1	1.4	0.4	0.4	-0.5	0.2	-0.1
Business loans (partial).....	39	11	-1.5	0.0	-0.6	0.3	-2.1	0.0

See footnotes at end of table.

Table 2. Producer price index percentage changes for selected commodity groupings by Final Demand-Intermediate Demand category, seasonally adjusted — Continued
 [August 2024]

Grouping	Commodity code		Unadjusted 12-month percent change ¹	Seasonally adjusted 1-month percent change ¹				
	Group code	Item code		Aug. 2023 to Aug. 2024 ^P	Mar. to Apr.	Apr. to May ^P	May to June ^P	June to July ^P
Deposit services (partial) ²	39	2	22.3	-0.2	0.4	4.7	0.3	-0.2
Other credit intermediation, incl. trust services (partial) ²	39	3	-6.1	-3.4	0.8	0.0	0.1	-1.2
Securities brokerage, dealing, investment advice, and related services ²	40	1	8.4	-0.1	-0.2	1.5	1.8	0.4
Portfolio management ²	40	2	9.9	4.2	-1.5	1.2	2.0	0.0
Investment banking ²	40	3	14.4	-0.4	1.5	1.2	0.2	1.7
Life insurance ²	41	1101	-1.1	-0.1	0.3	0.0	0.0	0.4
Health and medical insurance.....	41	1103	4.7	0.1	0.2	0.2	0.1	0.5
Property and casualty insurance ²	41	1104	6.4	0.8	1.1	0.2	0.2	0.2
Annuities ²	41	2	2.2	2.2	-0.2	0.0	0.0	0.0
Commissions from sales of insurance ²	42	1	2.6	0.0	0.0	0.0	0.7	0.0
Nonresidential real estate rents ²	43	11	1.9	0.3	-0.8	1.6	1.6	-0.2
Nonresidential property sales and leases ²	43	12	-1.7	0.3	-0.2	-0.4	1.7	0.7
Residential property management fees ²	43	22	3.9	0.4	0.0	0.8	0.1	-0.2
Passenger car rental.....	44	1	-0.3	-0.6	-0.9	4.5	0.6	-3.7
Truck, utility trailer, and RV rental and leasing ²	44	2	1.7	1.3	-0.1	-0.1	0.2	0.5
Construction, mining, and forestry machinery and equipment rental and leasing ²	44	3	0.9	-0.2	-0.7	0.6	-0.3	0.2
Legal services.....	45	1	8.1	1.6	0.3	0.1	0.5	0.5
Accounting services (partial).....	45	2	2.5	-0.9	0.9	-1.7	0.2	0.8
Architectural and engineering services.....	45	3	2.5	0.7	0.2	0.3	-0.1	0.2
Management, scientific, and technical consulting services ²	45	4	4.7	0.9	0.6	2.9	-4.0	0.1
Advertising and related services (partial) ²	45	5	0.7	0.0	0.6	-0.3	0.0	0.1
Permanent placement services ²	46	1	-2.9	-5.2	1.2	0.2	0.5	-0.5
Executive search services ²	46	2	2.0	1.4	-1.6	2.7	-2.2	0.3
Staffing services.....	46	3	-0.2	-0.6	0.1	-0.4	0.7	-0.7
Security guard services ²	48	1	6.8	0.2	-0.1	0.4	0.1	-0.1
Janitorial services ²	49	1	2.9	1.1	1.6	0.1	0.2	0.0
Waste collection.....	50	1	4.2	1.0	2.5	0.4	-0.1	-0.7
Traveler accommodation services.....	53	11	2.4	3.9	3.4	-0.7	-3.4	4.4
Commercial and industrial machinery and equipment repair and maintenance.....	55	1	8.1	1.3	1.2	1.0	-0.1	1.2
Aircraft repair and maintenance.....	55	4	9.4	0.7	0.7	0.2	0.1	0.0
Metal treatment services ²	59	1	2.3	0.3	-0.2	0.1	-0.1	0.0
Construction for intermediate demand.....	ID6	4	4.3	2.9	0.0	0.1	0.0	0.1
Maintenance and repair of non-residential buildings (partial) ²	80	2	4.3	2.9	0.0	0.1	0.0	0.1
Intermediate Demand by Production Flow								
Stage 4 intermediate demand.....	ID5	4	1.9	0.4	-0.1	0.0	0.5	-0.1
Stage 4 intermediate demand goods.....	ID5	9411	-0.1	0.4	-0.2	-0.1	0.2	0.0
Grains.....	01	2	-26.2	-4.0	8.1	-2.1	-6.3	-1.1
Meats.....	02	21	4.2	-2.2	-0.4	0.1	4.4	-4.2
Unprocessed and packaged fish.....	02	23	-2.6	1.4	-0.6	-5.1	0.0	0.7
Dairy products ²	02	3	7.6	-0.1	2.0	1.6	1.3	0.4
Commercial electric power.....	05	42	2.4	1.2	-0.8	0.7	-1.4	-0.1
Industrial electric power.....	05	43	1.0	1.3	-2.5	1.4	-0.7	0.0
Gasoline.....	05	71	-16.3	4.5	-7.3	-5.2	2.8	0.6
No. 2 diesel fuel.....	05	7303	-21.7	2.8	-23.7	-3.3	12.4	1.9
Basic organic chemicals.....	06	14	3.0	1.6	-1.1	0.3	3.4	0.7
Prepared paint ²	06	21	-0.3	-0.2	0.1	0.1	0.1	0.2
Medicinal and botanical chemicals ²	06	31	5.2	0.2	0.0	-0.2	0.1	-0.2
Biological products, including diagnostics.....	06	37	2.7	1.8	-0.1	0.0	-0.1	1.0
Pharmaceutical preparations.....	06	38	1.7	0.2	0.2	0.1	0.0	0.5
Plastic construction products ²	07	21	0.3	0.6	-0.3	-0.2	0.1	0.2
Unsupported plastic film, sheet, and other shapes ²	07	22	1.0	0.6	0.5	-0.2	0.2	0.6
Parts for manufacturing from plastics ²	07	26	0.8	0.0	0.0	0.0	-0.4	1.0
Plastic packaging products ²	07	2A	-0.4	0.6	-0.3	0.1	-0.5	-0.4
Lumber.....	08	1	-1.3	4.0	-2.6	2.0	-0.4	1.8
Millwork.....	08	2	1.0	0.3	-0.6	0.2	-0.4	0.4
Paper boxes and containers ²	09	1503	1.4	0.6	0.8	-0.2	0.4	1.2
Commercial printing ²	09	47	1.8	-0.2	0.1	0.0	0.3	0.2
Steel mill products ²	10	17	-14.3	-2.7	0.3	-1.8	-3.2	-2.6
Nonferrous wire and cable ²	10	26	4.1	3.4	6.1	-0.4	-1.8	-3.0
Fabricated structural metal products.....	10	7	0.0	-0.3	0.0	-0.7	0.3	1.0
Other miscellaneous metal products ²	10	89	2.8	0.2	0.7	0.5	0.1	0.3
Air conditioning and refrigeration equipment.....	11	48	3.6	0.9	0.7	-0.7	0.3	1.9
Wiring devices ²	11	71	-0.7	-0.2	0.3	0.0	-0.1	-0.2

See footnotes at end of table.

Table 2. Producer price index percentage changes for selected commodity groupings by Final Demand-Intermediate Demand category, seasonally adjusted — Continued
 [August 2024]

Grouping	Commodity code		Unadjusted 12-month percent change ¹	Seasonally adjusted 1-month percent change ¹				
	Group code	Item code		Aug. 2023 to Aug. 2024 ^P	Mar. to Apr.	Apr. to May ^P	May to June ^P	June to July ^P
Electronic components and accessories.....	11	78	-0.8	0.3	-0.1	-0.7	-1.0	-0.4
Miscellaneous electrical machinery and equipment ²	11	79	0.9	0.0	0.0	0.1	0.2	0.1
Internal combustion engines ²	11	94	3.1	0.4	0.1	0.0	0.4	0.1
Machine shop products ²	11	95	1.9	-0.1	0.1	0.0	0.2	0.7
Concrete ingredients and related products.....	13	2	7.2	0.3	0.2	0.1	0.6	0.8
Concrete products.....	13	3	4.1	-0.7	0.2	0.0	0.4	-0.2
Prepared asphalt, tar roofing and siding products ²	13	61	1.1	-2.1	2.7	-0.7	0.4	-1.2
Paving mixtures and blocks.....	13	94	3.6	0.0	-1.1	-0.2	0.5	-0.3
Motor vehicle parts ²	14	12	1.0	0.1	0.0	0.1	0.2	0.1
Aircraft engines and engine parts.....	14	23	3.9	0.1	0.3	0.2	0.3	0.1
Aircraft parts and auxiliary equipment, n.e.c.....	14	25	3.0	1.1	0.1	0.3	0.4	0.3
Medical, surgical and personal aid devices.....	15	6	2.3	0.2	0.2	0.1	0.0	-0.1
Stage 4 intermediate demand services.....	ID5	9412	3.7	0.3	0.0	0.1	0.7	-0.1
Truck transportation of freight ²	30	12	1.8	0.6	0.1	-0.3	1.6	-0.1
Courier, messenger, and U.S. postal services.....	30	16	6.0	0.3	0.4	0.0	0.4	2.1
Airline passenger services.....	30	22	-2.7	-3.6	-3.9	0.4	0.1	-0.8
Warehousing, storage, and related services ²	32	1	2.4	1.7	-0.7	-2.7	0.6	-1.3
Advertising space sales in periodicals and newspapers ²	36	11	-2.6	0.4	-0.5	0.0	0.0	-2.0
Data processing and related services ²	38	1	1.4	0.4	0.4	-0.5	0.2	-0.1
Business loans (partial).....	39	11	-1.5	0.0	-0.6	0.3	-2.1	0.0
Deposit services (partial) ²	39	2	22.3	-0.2	0.4	4.7	0.3	-0.2
Securities brokerage, dealing, investment advice, and related services ²	40	1	8.4	-0.1	-0.2	1.5	1.8	0.4
Portfolio management ²	40	2	9.9	4.2	-1.5	1.2	2.0	0.0
Investment banking ²	40	3	14.4	-0.4	1.5	1.2	0.2	1.7
Insurance.....	41	11	4.2	0.4	0.6	0.0	0.0	0.4
Annuities ²	41	2	2.2	2.2	-0.2	0.0	0.0	0.0
Nonresidential real estate rents ²	43	11	1.9	0.3	-0.8	1.6	1.6	-0.2
Nonresidential property sales and leases ²	43	12	-1.7	0.3	-0.2	-0.4	1.7	0.7
Nonresidential property management fees ²	43	13	2.6	0.9	-0.1	2.5	-2.7	0.6
Residential property management fees ²	43	22	3.9	0.4	0.0	0.8	0.1	-0.2
Construction, mining, and forestry machinery and equipment rental and leasing ²	44	3	0.9	-0.2	-0.7	0.6	-0.3	0.2
Legal services.....	45	1	8.1	1.6	0.3	0.1	0.5	0.5
Advertising agency services ²	45	51	0.7	0.0	0.6	-0.3	0.0	0.1
Accounting services (partial).....	45	2	2.5	-0.9	0.9	-1.7	0.2	0.8
Architectural and engineering services.....	45	3	2.5	0.7	0.2	0.3	-0.1	0.2
Management, scientific, and technical consulting services ²	45	4	4.7	0.9	0.6	2.9	-4.0	0.1
Staffing services.....	46	3	-0.2	-0.6	0.1	-0.4	0.7	-0.7
Janitorial services ²	49	1	2.9	1.1	1.6	0.1	0.2	0.0
Commercial and industrial machinery and equipment repair and maintenance.....	55	1	8.1	1.3	1.2	1.0	-0.1	1.2
Machinery and equipment parts and supplies wholesaling ²	57	1102	4.4	1.1	0.3	-3.4	4.7	-0.8
Building materials, paint, and hardware wholesaling.....	57	3	-0.6	0.3	-1.0	0.9	1.9	0.0
Metals, minerals, and ores wholesaling ²	57	4	-3.0	-6.2	-2.0	-2.8	0.4	-0.6
Chemicals and allied products wholesaling ²	57	5	5.2	-0.2	2.0	-0.4	2.0	0.4
Paper and plastics products wholesaling ²	57	6	-3.1	-0.8	-0.9	-0.5	1.7	0.2
Food and alcohol wholesaling ²	57	8	6.8	1.6	-0.2	1.1	-1.3	-0.4
Hardware and building materials and supplies retailing.....	58	D	3.1	1.6	-2.2	0.9	0.4	2.3
Metal treatment services ²	59	1	2.3	0.3	-0.2	0.1	-0.1	0.0
Stage 3 intermediate demand.....	ID5	3	0.7	0.2	-0.2	-0.2	0.7	-0.4
Stage 3 intermediate demand goods.....	ID5	9311	-2.0	0.2	-1.1	-0.3	1.2	-0.6
Slaughter cattle.....	01	31	6.9	-2.5	5.6	-1.3	3.9	-3.0
Slaughter hogs.....	01	32	-13.3	22.4	-10.8	-14.9	1.6	-6.6
Slaughter poultry.....	01	4	7.4	-6.1	-1.3	1.2	8.6	3.0
Raw milk.....	01	6	16.9	-2.3	9.9	5.0	2.3	-0.8
Commercial electric power.....	05	42	2.4	1.2	-0.8	0.7	-1.4	-0.1
Industrial electric power.....	05	43	1.0	1.3	-2.5	1.4	-0.7	0.0
Gasoline.....	05	71	-16.3	4.5	-7.3	-5.2	2.8	0.6
Jet fuel ²	05	7203	-23.0	0.3	-6.2	-3.5	5.8	-10.5
No. 2 diesel fuel.....	05	7303	-21.7	2.8	-23.7	-3.3	12.4	1.9
Finished lubricants ²	05	76	-1.1	0.0	0.0	-0.1	-0.1	0.1
Lubricating oil base stocks ²	05	78	1.0	3.2	4.4	2.4	1.6	-6.8
Asphalt.....	05	8102	0.1	-4.6	3.9	-3.0	-3.0	-3.3
Basic inorganic chemicals ²	06	13	-4.5	-0.1	0.9	0.2	-1.3	-0.4
Basic organic chemicals.....	06	14	3.0	1.6	-1.1	0.3	3.4	0.7
Paints and allied products ²	06	2	-1.9	-0.2	-0.2	-0.2	0.1	0.2

See footnotes at end of table.

Table 2. Producer price index percentage changes for selected commodity groupings by Final Demand-Intermediate Demand category, seasonally adjusted — Continued
 [August 2024]

Grouping	Commodity code		Unadjusted 12-month percent change ¹	Seasonally adjusted 1-month percent change ¹				
	Group code	Item code		Aug. 2023 to Aug. 2024 ^P	Mar. to Apr.	Apr. to May ^P	May to June ^P	June to July ^P
Agricultural chemicals and chemical products.....	06	5	1.2	-0.2	-1.3	0.7	1.2	0.5
Plastic resins and materials.....	06	6	1.6	1.2	-0.5	-0.6	1.4	-0.1
Synthetic rubber ²	07	1102	13.4	6.0	1.6	1.3	-0.5	-0.4
Unsupported plastic film, sheet, and other shapes ²	07	22	1.0	0.6	0.5	-0.2	0.2	0.6
Paper ²	09	13	1.9	0.4	0.6	-0.1	0.1	0.4
Paperboard ²	09	14	2.4	0.5	0.3	0.3	0.5	1.6
Converted paper and paperboard products ²	09	15	0.5	0.5	0.5	-0.1	0.3	0.7
Commercial printing ²	09	47	1.8	-0.2	0.1	0.0	0.3	0.2
Foundry and forge shop products ²	10	15	0.1	-0.3	-1.0	0.8	-0.9	-0.1
Steel mill products ²	10	17	-14.3	-2.7	0.3	-1.8	-3.2	-2.6
Nonferrous mill shapes ²	10	25	5.1	1.8	3.8	1.9	0.0	-1.6
Nonferrous foundry shop products.....	10	28	4.6	-0.3	1.0	0.8	0.3	-0.1
Metal containers ²	10	3	-0.6	-0.1	0.2	0.2	0.7	-0.3
Structural, architectural, and pre-engineered metal products.....	10	74	-4.9	-0.4	0.3	-1.3	0.2	0.4
Bolts, nuts, screws, rivets, and washers ²	10	81	7.3	1.0	-0.7	0.0	0.0	0.2
Other miscellaneous metal products ²	10	89	2.8	0.2	0.7	0.5	0.1	0.3
General purpose machinery and equipment.....	11	4	3.8	0.4	0.3	0.1	-0.1	1.0
Electrical machinery and equipment.....	11	7	1.9	0.0	0.1	0.1	-0.1	-0.1
Construction sand, gravel, and crushed stone.....	13	21	7.8	0.5	0.0	0.1	1.0	1.0
Cement.....	13	22	5.6	-0.3	0.7	0.2	-0.2	0.2
Motor vehicle parts ²	14	12	1.0	0.1	0.0	0.1	0.2	0.1
Aircraft and aircraft equipment.....	14	2	3.8	0.3	0.1	0.1	0.3	0.2
Stage 3 intermediate demand services.....	ID5	9312	2.9	0.1	0.5	0.0	0.2	-0.3
Rail transportation of freight and mail ²	30	11	3.4	0.9	0.2	0.0	0.6	-0.1
Courier, messenger, and U.S. postal services.....	30	16	6.0	0.3	0.4	0.0	0.4	2.1
Arrangement of freight and cargo ²	31	31	35.3	3.7	9.5	-0.8	-0.6	0.2
Freight forwarding ²	31	3201	-10.9	0.0	0.7	0.0	0.0	-9.0
Warehousing, storage, and related services ²	32	1	2.4	1.7	-0.7	-2.7	0.6	-1.3
Advertising space sales in periodicals, newspapers, directories, and mailing lists ²	36	1	-2.2	0.4	-0.4	0.0	0.0	-1.7
Wired telephone services ²	37	1	4.7	1.5	0.9	-0.1	0.3	0.1
Bundled wired telecommunications access services ²	37	5	4.1	3.0	-0.5	-0.3	0.6	0.5
Data processing and related services ²	38	1	1.4	0.4	0.4	-0.5	0.2	-0.1
Business loans (partial).....	39	11	-1.5	0.0	-0.6	0.3	-2.1	0.0
Deposit services (partial) ²	39	2	22.3	-0.2	0.4	4.7	0.3	-0.2
Securities brokerage, dealing, investment advice, and related services ²	40	1	8.4	-0.1	-0.2	1.5	1.8	0.4
Insurance.....	41	11	4.2	0.4	0.6	0.0	0.0	0.4
Nonresidential real estate rents ²	43	11	1.9	0.3	-0.8	1.6	1.6	-0.2
Legal services.....	45	1	8.1	1.6	0.3	0.1	0.5	0.5
Accounting services (partial).....	45	2	2.5	-0.9	0.9	-1.7	0.2	0.8
Architectural and engineering services.....	45	3	2.5	0.7	0.2	0.3	-0.1	0.2
Management, scientific, and technical consulting services ²	45	4	4.7	0.9	0.6	2.9	-4.0	0.1
Advertising agency services ²	45	51	0.7	0.0	0.6	-0.3	0.0	0.1
Staffing services.....	46	3	-0.2	-0.6	0.1	-0.4	0.7	-0.7
Aircraft repair maintenance.....	55	4	9.4	0.7	0.7	0.2	0.1	0.0
Machinery and equipment parts and supplies wholesaling ²	57	1102	4.4	1.1	0.3	-3.4	4.7	-0.8
Building materials, paint, and hardware wholesaling.....	57	3	-0.6	0.3	-1.0	0.9	1.9	0.0
Metals, minerals, and ores wholesaling ²	57	4	-3.0	-6.2	-2.0	-2.8	0.4	-0.6
Chemicals and allied products wholesaling ²	57	5	5.2	-0.2	2.0	-0.4	2.0	0.4
Paper and plastics products wholesaling ²	57	6	-3.1	-0.8	-0.9	-0.5	1.7	0.2
Food wholesaling ²	57	8101	7.0	1.8	-0.1	1.3	-1.6	-0.5
Metal treatment services ²	59	1	2.3	0.3	-0.2	0.1	-0.1	0.0
Stage 2 intermediate demand.....	ID5	2	0.2	1.3	-0.2	0.7	0.6	-1.3
Stage 2 intermediate demand goods.....	ID5	9211	-4.4	2.8	-1.3	1.2	1.6	-3.2
Corn.....	01	2202	-26.3	-4.8	6.8	-0.2	-5.5	0.0
Oilseeds.....	01	83	-24.2	-0.9	4.7	-3.2	-2.0	-6.6
Prepared animal feeds.....	02	9	-7.9	-0.8	0.3	0.7	0.7	-0.8
Coal ²	05	1	6.2	-0.7	1.1	-2.1	3.4	1.3
Natural gas ²	05	31	-39.0	-4.9	17.4	27.5	-0.1	-29.8
Liquefied petroleum gas ²	05	32	-5.6	6.3	-3.2	-0.9	0.6	-6.6
Crude petroleum ²	05	61	-4.0	8.5	-7.3	-0.3	3.7	-4.2
No. 2 diesel fuel.....	05	7303	-21.7	2.8	-23.7	-3.3	12.4	1.9
Industrial chemicals.....	06	1	1.6	1.3	-0.8	0.3	2.5	0.5
Plastic resins and materials.....	06	6	1.6	1.2	-0.5	-0.6	1.4	-0.1
Plastic products ²	07	2	0.6	0.5	-0.3	-0.1	0.0	0.3
Logs, bolts, timber, pulpwood, and wood chips ²	08	5	-2.8	-1.7	-0.1	0.1	0.4	0.6

See footnotes at end of table.

Table 2. Producer price index percentage changes for selected commodity groupings by Final Demand-Intermediate Demand category, seasonally adjusted — Continued
 [August 2024]

Grouping	Commodity code		Unadjusted 12-month percent change ¹	Seasonally adjusted 1-month percent change ¹				
	Group code	Item code		Aug. 2023 to Aug. 2024 ^P	Mar. to Apr.	Apr. to May ^P	May to June ^P	June to July ^P
Paper ²	09	13	1.9	0.4	0.6	-0.1	0.1	0.4
Paperboard, excluding corrugated paperboard ²	09	1411	2.5	0.6	0.3	0.3	0.6	1.9
Commercial printing ²	09	47	1.8	-0.2	0.1	0.0	0.3	0.2
Iron and steel scrap.....	10	12	-1.9	1.6	2.8	0.1	7.9	2.1
Steel mill products ²	10	17	-14.3	-2.7	0.3	-1.8	-3.2	-2.6
Nonferrous mill shapes ²	10	25	5.1	1.8	3.8	1.9	0.0	-1.6
Electrical machinery and equipment.....	11	7	1.9	0.0	0.1	0.1	-0.1	-0.1
Electronic components and accessories.....	11	78	-0.8	0.3	-0.1	-0.7	-1.0	-0.4
Stage 2 intermediate demand services.....	ID5	9212	3.5	0.2	0.6	0.3	-0.2	0.1
Rail transportation of freight and mail ²	30	11	3.4	0.9	0.2	0.0	0.6	-0.1
Truck transportation of freight ²	30	12	1.8	0.6	0.1	-0.3	1.6	-0.1
U.S. Postal Service ²	30	1601	9.4	0.0	0.0	0.0	0.0	6.1
Courier and messenger services, except air.....	30	1602	4.3	0.4	0.6	0.5	0.3	0.5
Air mail and package delivery services, excluding by USPS.....	30	1603	4.0	0.5	0.6	-0.7	1.2	-0.9
Pipeline transportation ²	30	17	0.0	0.4	0.1	0.0	0.7	-0.1
Airline passenger services.....	30	22	-2.7	-3.6	-3.9	0.4	0.1	-0.8
Arrangement of freight and cargo ²	31	31	35.3	3.7	9.5	-0.8	-0.6	0.2
Television advertising time sales.....	36	21	-1.6	1.7	-0.2	-1.4	0.1	-4.5
Wireless telecommunication services.....	37	2	0.9	0.1	0.7	0.1	0.1	-0.7
Data processing and related services ²	38	1	1.4	0.4	0.4	-0.5	0.2	-0.1
Securities brokerage, dealing, investment advice, and related services ²	40	1	8.4	-0.1	-0.2	1.5	1.8	0.4
Portfolio management ²	40	2	9.9	4.2	-1.5	1.2	2.0	0.0
Investment banking ²	40	31	14.4	-0.4	1.5	1.2	0.2	1.7
Insurance.....	41	11	4.2	0.4	0.6	0.0	0.0	0.4
Commissions from sales of insurance ²	42	11	2.6	0.0	0.0	0.0	0.7	0.0
Legal services.....	45	1	8.1	1.6	0.3	0.1	0.5	0.5
Accounting services (partial).....	45	2	2.5	-0.9	0.9	-1.7	0.2	0.8
Management, scientific, and technical consulting services ²	45	4	4.7	0.9	0.6	2.9	-4.0	0.1
Advertising agency services ²	45	51	0.7	0.0	0.6	-0.3	0.0	0.1
Staffing services.....	46	3	-0.2	-0.6	0.1	-0.4	0.7	-0.7
Security guard services ²	48	1	6.8	0.2	-0.1	0.4	0.1	-0.1
Janitorial services ²	49	1	2.9	1.1	1.6	0.1	0.2	0.0
Traveler accommodation services.....	53	1	2.4	3.9	3.4	-0.7	-3.4	4.4
Commercial and industrial machinery and equipment repair and maintenance.....	55	1	8.1	1.3	1.2	1.0	-0.1	1.2
Hardware and building materials and supplies retailing.....	58	D	3.1	1.6	-2.2	0.9	0.4	2.3
Stage 1 intermediate demand.....	ID5	1	0.5	0.3	-0.6	0.1	0.6	0.0
Stage 1 intermediate demand goods.....	ID5	9111	-2.1	0.5	-1.3	-0.2	0.7	0.0
Prepared animal feeds.....	02	9	-7.9	-0.8	0.3	0.7	0.7	-0.8
Commercial electric power.....	05	42	2.4	1.2	-0.8	0.7	-1.4	-0.1
Industrial electric power.....	05	43	1.0	1.3	-2.5	1.4	-0.7	0.0
Commercial natural gas.....	05	52	-3.2	-3.1	-4.0	2.4	-0.2	-4.3
Industrial natural gas.....	05	53	-9.3	-3.4	-3.6	1.4	3.1	-6.7
Gasoline.....	05	71	-16.3	4.5	-7.3	-5.2	2.8	0.6
No. 2 diesel fuel.....	05	7303	-21.7	2.8	-23.7	-3.3	12.4	1.9
Industrial chemicals.....	06	1	1.6	1.3	-0.8	0.3	2.5	0.5
Prepared paint ²	06	21	-0.3	-0.2	0.1	0.1	0.1	0.2
Plastic construction products ²	07	21	0.3	0.6	-0.3	-0.2	0.1	0.2
Recyclable paper ²	09	12	73.9	-0.6	2.0	0.7	0.1	-3.4
Paper ²	09	13	1.9	0.4	0.6	-0.1	0.1	0.4
Converted paper and paperboard products ²	09	15	0.5	0.5	0.5	-0.1	0.3	0.7
Iron and steel scrap.....	10	12	-1.9	1.6	2.8	0.1	7.9	2.1
Steel mill products ²	10	17	-14.3	-2.7	0.3	-1.8	-3.2	-2.6
Primary nonferrous metals ²	10	22	10.3	3.8	5.0	0.7	-0.2	-2.2
Nonferrous scrap.....	10	23	6.4	3.6	8.7	1.0	0.2	-6.7
Nonferrous wire and cable ²	10	26	4.1	3.4	6.1	-0.4	-1.8	-3.0
Fabricated structural metal products.....	10	7	0.0	-0.3	0.0	-0.7	0.3	1.0
General purpose machinery and equipment.....	11	4	3.8	0.4	0.3	0.1	-0.1	1.0
Construction sand, gravel, and crushed stone.....	13	21	7.8	0.5	0.0	0.1	1.0	1.0
Stage 1 intermediate demand services.....	ID5	9112	3.1	0.1	0.1	0.3	0.5	0.1
Truck transportation of freight ²	30	12	1.8	0.6	0.1	-0.3	1.6	-0.1
Airline passenger services.....	30	22	-2.7	-3.6	-3.9	0.4	0.1	-0.8
Advertising space sales in periodicals, newspapers, directories, and mailing lists ²	36	1	-2.2	0.4	-0.4	0.0	0.0	-1.7
Business wired telecommunication services ²	37	12	4.9	1.5	1.1	-0.1	0.7	0.2
Wireless telecommunication services.....	37	2	0.9	0.1	0.7	0.1	0.1	-0.7

See footnotes at end of table.

Table 2. Producer price index percentage changes for selected commodity groupings by Final Demand-Intermediate Demand category, seasonally adjusted — Continued
 [August 2024]

Grouping	Commodity code		Unadjusted 12-month percent change ¹	Seasonally adjusted 1-month percent change ¹				
	Group code	Item code		Aug. 2023 to Aug. 2024 ^p	Mar. to Apr.	Apr. to May ^p	May to June ^p	June to July ^p
Bundled wired telecommunications access services ²	37	5	4.1	3.0	-0.5	-0.3	0.6	0.5
Business loans (partial).....	39	11	-1.5	0.0	-0.6	0.3	-2.1	0.0
Deposit services (partial) ²	39	2	22.3	-0.2	0.4	4.7	0.3	-0.2
Securities brokerage, dealing, investment advice, and related services ²	40	1	8.4	-0.1	-0.2	1.5	1.8	0.4
Portfolio management ²	40	2	9.9	4.2	-1.5	1.2	2.0	0.0
Investment banking ²	40	3	14.4	-0.4	1.5	1.2	0.2	1.7
Insurance.....	41	11	4.2	0.4	0.6	0.0	0.0	0.4
Nonresidential real estate rents ²	43	11	1.9	0.3	-0.8	1.6	1.6	-0.2
Architectural and engineering services.....	45	3	2.5	0.7	0.2	0.3	-0.1	0.2
Management consulting services ²	45	41	4.7	0.9	0.6	2.9	-4.0	0.1
Waste collection.....	50	1	4.2	1.0	2.5	0.4	-0.1	-0.7
Traveler accommodation services.....	53	11	2.4	3.9	3.4	-0.7	-3.4	4.4
Commercial and industrial machinery and equipment repair and maintenance.....	55	1	8.1	1.3	1.2	1.0	-0.1	1.2
Machinery and equipment parts and supplies wholesaling ²	57	1102	4.4	1.1	0.3	-3.4	4.7	-0.8
Building materials, paint, and hardware wholesaling.....	57	3	-0.6	0.3	-1.0	0.9	1.9	0.0
Metals, minerals, and ores wholesaling ²	57	4	-3.0	-6.2	-2.0	-2.8	0.4	-0.6
Chemicals and allied products wholesaling ²	57	5	5.2	-0.2	2.0	-0.4	2.0	0.4
Paper and plastics products wholesaling ²	57	6	-3.1	-0.8	-0.9	-0.5	1.7	0.2
Hardware and building materials and supplies retailing.....	58	D	3.1	1.6	-2.2	0.9	0.4	2.3
Mining services ²	60	1	3.9	1.3	0.0	-1.0	0.4	1.5

¹ All indexes are subject to revision for 4 months after their originally scheduled publication to incorporate late reports and corrections by survey respondents. In addition, seasonally adjusted indexes are subject to change for up to 5 years due to the recalculation of seasonal factors published each January.

² Seasonal tests did not indicate the presence of seasonality. Data shown is not seasonally adjusted.

³ Trade indexes measure changes in margins received by wholesalers and retailers.

p Preliminary

"-" Data not available.

NOTE: The term "(partial)" denotes incomplete coverage of the index category.

Table 3. Producer price indexes for Final Demand-Intermediate Demand groupings, seasonally adjusted
 [August 2024, Index base Nov. 2009=100, unless otherwise indicated]

Grouping	Other index base	Commodity code		Seasonally adjusted index ¹				
		Group code	Item code	Apr. 2024	May 2024 ^P	June 2024 ^P	July 2024 ^P	Aug. 2024 ^P
Final Demand								
Final demand.....		FD	4	144.255	144.246	144.529	144.506	144.854
Final demand goods.....		FD	41	144.568	143.474	143.004	143.838	143.792
Final demand foods.....		FD	411	151.135	150.930	151.113	152.104	152.300
Finished consumer foods ²	00/82	FD	4111	271.067	269.753	270.744	272.495	274.257
Finished consumer foods, crude.....	00/82	FD	411113	271.190	250.862	262.741	256.038	286.787
Finished consumer foods, processed.....	00/82	FD	411112	269.879	270.383	270.339	272.883	271.892
Government purchased foods.....		FD	4112	156.687	156.783	157.654	160.643	159.291
Foods for export.....		FD	4113	140.153	142.279	140.446	140.615	137.796
Final demand energy.....		FD	412	144.648	138.163	135.409	137.854	136.581
Finished consumer energy goods ²	00/82	FD	4121	227.070	218.298	213.778	216.557	215.294
Government purchased energy.....		FD	4122	154.399	142.283	139.921	144.958	141.896
Energy for export.....		FD	4123	133.484	127.829	125.616	130.513	127.536
Final demand goods less foods and energy.....		FD	413	142.824	143.164	143.222	143.510	143.778
Finished goods less foods and energy ²	00/82	FD	4131	251.830	252.400	252.597	252.864	253.704
Finished consumer goods less foods and energy.....	00/82	FD	41311	278.931	279.807	279.936	280.163	281.399
Nondurable consumer goods less foods and energy.....	00/82	FD	413111	362.977	364.844	365.088	365.424	367.520
Durable consumer goods.....	00/82	FD	413112	192.960	192.969	192.995	193.119	193.573
Private capital equipment.....	00/82	FD	41312	217.025	217.301	217.550	217.839	218.295
Private capital equipment for manufacturing industries.....	00/82	FD	413121	234.513	235.265	235.587	236.043	236.938
Private capital equipment for nonmanufacturing industries.....	00/82	FD	413122	211.801	211.936	212.163	212.403	212.729
Government purchased goods, excluding foods and energy.....		FD	4132	139.428	139.415	139.453	139.827	139.988
Government purchased goods excluding foods, energy, and capital equipment.....		FD	41321	147.285	147.139	147.090	147.627	147.848
Government purchased capital equipment.....		FD	41322	127.439	127.584	127.726	127.897	127.985
Goods for export, excluding foods and energy.....		FD	4133	138.227	138.697	138.665	139.151	139.079
Final demand services.....		FD	42	143.015	143.493	144.106	143.654	144.188
Final demand trade services ³		FD	423	151.126	152.198	154.137	151.487	152.359
Trade of finished goods ²		FD	4231	148.757	150.161	152.072	149.277	150.014
Trade of personal consumption goods.....		FD	42311	147.932	150.427	151.679	149.450	149.158
Trade of private capital equipment.....		FD	42312	150.721	147.277	152.147	146.828	152.205
Trade of government purchased goods.....		FD	4232	167.141	165.910	168.948	166.209	168.026
Trade of government purchased goods, excluding capital equipment.....		FD	42321	170.655	172.391	172.890	173.418	171.897
Trade of government purchased capital equipment.....		FD	42322	160.286	154.635	161.561	153.811	160.754
Trade of exports.....		FD	4233	167.375	166.178	167.948	166.719	168.516
Final demand transportation and warehousing services.....		FD	422	150.523	149.153	149.051	150.476	150.271
Transportation of passengers for final demand.....		FD	4221	137.821	132.448	132.980	133.084	131.992
Transportation of private passengers.....		FD	42211	137.818	132.456	132.987	133.091	132.008
Transportation of government passengers.....		FD	42212	137.577	132.263	132.788	132.891	131.811
Transportation of passengers for export.....		FD	42213	137.843	132.423	132.962	133.067	131.963
Transportation and warehousing of goods for final demand.....		FD	4222	154.651	154.851	154.502	156.436	156.578
Transportation and warehousing of finished goods ²		FD	42221	152.359	152.512	152.159	154.166	154.384
Transportation and warehousing of personal consumption goods.....		FD	422211	152.995	153.155	152.809	154.786	155.101
Transportation and warehousing of private capital equipment.....		FD	422212	149.782	149.902	149.523	151.654	151.473
Transportation and warehousing of government purchased goods.....		FD	42222	154.148	154.144	153.544	155.144	155.681
Transportation and warehousing of exports.....		FD	42223	161.203	161.558	161.270	163.117	163.002
Final demand services less trade, transportation, and warehousing.....		FD	421	138.329	138.758	138.910	139.147	139.619
Finished services less trade, transportation, and warehousing ²		FD	4211	138.449	138.878	138.965	139.215	139.713
Finished consumer services less trade, transportation, and warehousing.....		FD	42111	137.971	138.371	138.476	138.694	139.193
Private capital investment services less trade, transportation, and warehousing.....		FD	42112	143.332	143.994	143.935	144.443	144.938
Government purchased services less trade, transportation, and warehousing.....		FD	4212	129.010	129.437	129.727	130.028	130.187
Gov. purchased services less trade, transportation, and warehousing, excl. capital investment.....		FD	42121	129.767	130.160	130.496	130.786	130.947
Government purchased capital investment services less trade, transportation, and warehousing.....		FD	42122	111.992	112.875	112.493	112.935	113.050
Services for export less trade, transportation, and warehousing.....		FD	4213	148.128	148.550	149.502	149.458	149.927
Final demand construction.....		FD	43	175.033	174.983	175.612	176.916	176.998
Construction for private capital investment.....		FD	431	178.874	178.887	179.620	180.729	180.800
Construction for government.....		FD	432	167.961	167.776	168.184	169.913	170.022
Final Demand Special Groupings								
Final demand less exports.....	04/10	FD	49101	141.974	141.962	142.255	142.172	142.573
Final demand less government.....	04/10	FD	49102	142.205	142.304	142.591	142.494	142.877
Final demand less foods, food and nonalcoholic beverages for immediate consumption, and energy ¹	04/10	FD	49103	142.271	142.692	143.191	142.927	143.393
Final demand less foods and energy ⁴	04/10	FD	49104	142.058	142.488	142.976	142.729	143.189
Final demand less foods and food and nonalcoholic beverages for immediate consumption ⁴	04/10	FD	49105	141.985	141.952	142.236	142.150	142.501

See footnotes at end of table.

Table 3. Producer price indexes for Final Demand-Intermediate Demand groupings, seasonally adjusted — Continued

[August 2024, Index base Nov. 2009=100, unless otherwise indicated]

Grouping	Other index base	Commodity code		Seasonally adjusted index ¹				
		Group code	Item code	Apr. 2024	May 2024 ^P	June 2024 ^P	July 2024 ^P	Aug. 2024 ^P
Final demand less foods ⁴	04/10	FD	49106	141.731	141.732	142.018	141.938	142.289
Final demand less energy.....	04/10	FD	49107	142.317	142.711	143.181	143.004	143.448
Final demand less trade services.....	01/10	FD	49108	140.951	140.705	140.626	141.174	141.403
Final demand less distributive services ⁵	01/10	FD	49109	140.531	140.267	140.199	140.688	140.922
Final demand goods less energy.....	01/10	FD	49111	143.116	143.334	143.418	143.856	144.106
Final demand goods less foods.....	04/10	FD	49112	140.068	138.812	138.215	138.998	138.902
Final demand services less trade services.....	04/10	FD	49113	138.259	138.516	138.643	138.988	139.393
Final demand distributive services ⁵	04/10	FD	49114	148.617	149.533	151.081	149.190	149.932
Final demand goods plus final demand distributive services ⁵	04/10	FD	49115	144.156	143.910	144.278	143.976	144.256
Final demand less foods, energy, and trade services ⁴	08/13	FD	49116	131.654	131.907	132.023	132.359	132.695
Private and government purchased capital equipment.....	08/13	FD	49117	131.061	131.226	131.375	131.550	131.800
Private and government purchased capital investment services.....	08/13	FD	49118	135.594	134.653	136.399	134.793	137.003
Total private and government purchased capital investment.....	08/13	FD	49119	136.406	135.991	136.991	136.411	137.613
Total finished ²	01/10	FD	49201	142.925	143.040	143.345	143.169	143.625
Total finished less foods, food and nonalcoholic beverages for immediate consumption, and energy ^{2, 4}	12/10	FD	49202	141.646	142.194	142.692	142.316	142.830
Total finished less foods and energy ^{2, 4}	01/10	FD	49203	142.523	143.064	143.567	143.193	143.702
Total finished less foods and food and nonalcoholic beverages for immediate consumption ^{2, 4}	12/10	FD	49204	140.986	141.154	141.440	141.198	141.628
Total finished less foods ^{2, 4}	01/10	FD	49205	142.423	142.585	142.877	142.636	143.063
Total finished less energy ²	01/10	FD	49206	143.060	143.530	144.036	143.737	144.273
Finished goods ²	00/82	FD	49207	258.970	256.663	255.769	257.031	257.532
Finished goods less energy ²	00/82	FD	49208	256.133	256.193	256.603	257.271	258.357
Finished goods, excluding foods ^{2, 4}	00/82	FD	49209	255.115	252.553	251.163	252.292	252.460
Finished services ²	01/10	FD	49210	141.100	141.693	142.264	141.752	142.277
Private capital investment services.....	04/10	FD	49211	145.720	144.817	146.579	145.001	147.277
Finished distributive services ^{2, 5}	04/10	FD	49212	146.126	147.350	148.950	146.790	147.449
Finished services less trade services ²	04/10	FD	49213	138.044	138.335	138.407	138.744	139.189
Finished services less distributive services ^{2, 5}	04/10	FD	49214	137.530	137.829	137.924	138.170	138.629
Total private capital investment (goods, services, and construction).....	04/10	FD	49215	144.418	144.004	145.066	144.407	145.723
Finished goods plus finished distributive services ²	04/10	FD	49216	145.207	145.130	145.636	144.967	145.428
Total exports.....	04/10	FD	49301	141.658	141.667	141.856	142.223	142.185
Goods for export.....	00/82	FD	49302	231.727	232.249	231.633	232.807	231.871
Services for export.....	04/10	FD	49303	155.335	154.934	155.893	155.829	156.499
Total government purchases.....	04/10	FD	49401	139.690	138.448	138.636	139.457	139.341
Government purchased goods.....	00/82	FD	49402	235.917	230.867	230.092	233.119	231.764
Government purchased services.....	04/10	FD	49403	137.068	137.063	137.753	137.631	138.041
Total government purchased capital investment (goods, services, construction).....	08/13	FD	49404	134.961	134.379	135.349	135.082	135.983
Government purchases, defense.....	05/15	FD	49405	126.335	124.991	125.148	125.618	125.031
Government purchases, non-defense.....	05/15	FD	49406	134.000	132.897	133.084	133.997	134.107
Personal consumption.....	01/10	FD	49501	142.501	142.737	142.874	142.803	143.067
Personal consumption goods (finished consumer goods).....	00/82	FD	49502	276.736	273.298	271.907	273.592	274.113
Personal consumption goods less energy.....	00/82	FD	49503	276.102	276.021	276.528	277.424	278.894
Personal consumption goods less foods.....	00/82	FD	49504	277.201	272.883	270.483	272.127	272.114
Personal consumption nondurable goods less foods.....	00/82	FD	49508	314.053	307.802	304.314	306.638	306.414
Personal consumption services.....	04/10	FD	49505	139.860	140.682	141.070	140.722	140.980
Personal consumption less trade services.....	04/10	FD	49506	140.544	140.217	140.077	140.541	140.942
Personal consumption less distributive services ⁵	04/10	FD	49507	140.331	139.986	139.853	140.265	140.670
Personal consumption less foods and energy.....	04/14	FD	49510	131.002	131.735	132.066	131.786	132.064
Personal consumption less foods, energy, and trade services ³	04/14	FD	49511	129.334	129.593	129.676	129.931	130.373
Personal consumption less foods, energy, and distributive services ⁵	04/14	FD	49512	129.395	129.660	129.761	129.949	130.400
Personal consumption goods plus personal consumption distributive services ⁵	08/13	FD	49509	133.243	133.433	133.580	133.201	133.226
Intermediate Demand by Commodity Type								
Processed goods								
Processed goods for intermediate demand.....	00/82	ID6	1	257.804	254.480	254.260	255.839	255.659
Materials and components for manufacturing.....	00/82	ID6	11	233.150	233.344	233.523	234.147	234.006
Materials for manufacturing.....		ID6	111	143.692	143.779	143.860	144.451	144.035
Materials for food manufacturing.....	00/82	ID6	1111	252.474	252.803	254.873	258.902	258.544
Materials for nondurable manufacturing.....	00/82	ID6	1112	262.524	261.253	261.340	265.076	265.969
Materials for durable manufacturing.....	00/82	ID6	1113	275.854	277.663	276.995	273.529	270.564
Components for manufacturing.....	00/82	ID6	112	190.073	190.300	190.507	190.580	191.160
Components for nondurable manufacturing.....		ID6	1121	146.935	147.407	147.394	147.304	148.044
Components for durable manufacturing.....		ID6	1122	134.186	134.333	134.487	134.546	134.941
Materials and components for construction.....	00/82	ID6	12	354.887	354.773	354.186	353.633	354.480
Materials for construction.....		ID6	121	170.755	170.133	169.951	169.261	168.906
Components for construction.....		ID6	122	178.734	179.157	178.776	178.855	179.923
Processed fuels and lubricants for intermediate demand.....	00/82	ID6	13	253.383	235.782	234.158	239.727	238.393
Processed fuels and lubricants to manufacturing industries.....	00/82	ID6	131	255.713	244.825	246.412	248.653	247.542

See footnotes at end of table.

Table 3. Producer price indexes for Final Demand-Intermediate Demand groupings, seasonally adjusted — Continued

[August 2024, Index base Nov. 2009=100, unless otherwise indicated]

Grouping	Other index base	Commodity code		Seasonally adjusted index ¹				
		Group code	Item code	Apr. 2024	May 2024 ^P	June 2024 ^P	July 2024 ^P	Aug. 2024 ^P
Processed fuels and lubricants to nonmanufacturing industries.....	00/82	ID6	132	252.944	233.197	230.580	237.196	235.791
Containers for intermediate demand.....	00/82	ID6	14	305.121	306.540	306.628	308.202	310.042
Supplies for intermediate demand.....	00/82	ID6	15	250.274	250.740	250.998	251.709	251.871
Supplies to manufacturing industries.....	00/82	ID6	151	248.527	249.453	249.818	249.844	250.230
Supplies to nonmanufacturing industries.....	00/82	ID6	152	248.559	248.949	249.189	250.001	250.127
Supplies to nonmanufacturing industries, feeds.....	00/82	ID6	1521	210.831	211.344	213.499	216.627	215.365
Supplies to nonmanufacturing industries, other than feeds.....	00/82	ID6	1522	255.461	255.838	255.831	256.349	256.656
Unprocessed goods								
Unprocessed goods for intermediate demand.....	00/82	ID6	2	245.485	245.578	246.749	251.922	242.559
Unprocessed foodstuffs and feedstuffs.....	00/82	ID6	21	214.446	220.457	217.647	221.894	218.194
Unprocessed nonfood materials.....	00/82	ID6	22	257.382	253.150	257.151	262.771	249.702
Unprocessed nonfood materials except fuel.....	00/82	ID6	221	340.884	329.904	328.587	336.337	327.220
Unprocessed nonfood materials except fuel to manufacturing industries.....	00/82	ID6	2211	314.926	304.264	302.980	310.363	301.358
Unprocessed nonfood materials except fuel to nonmanufacturing industries.....	00/82	ID6	2212	371.862	371.872	371.993	375.317	378.770
Unprocessed fuel.....	00/82	ID6	222	87.208	95.937	110.444	111.727	91.076
Unprocessed fuel to manufacturing industries.....	00/82	ID6	2221	211.761	217.020	218.770	225.272	219.805
Unprocessed fuel to nonmanufacturing industries.....	00/82	ID6	2222	82.676	91.849	107.609	108.621	86.366
Services								
Services for intermediate demand.....		ID6	3	150.204	150.642	150.993	151.401	151.259
Trade services for intermediate demand ⁵		ID6	33	174.467	175.465	175.279	176.514	175.944
Trade services for manufacturing industries.....	12/12	ID6	331	159.753	160.199	159.058	161.102	160.302
Trade services for nonmanufacturing industries.....	12/12	ID6	332	154.915	156.247	157.009	157.233	156.993
Transportation and warehousing services for intermediate demand.....		ID6	32	159.542	160.414	159.974	160.678	160.721
Transportation of passengers for intermediate demand.....		ID6	321	137.640	132.328	132.852	132.955	131.876
Transportation of passengers for manufacturing industries.....		ID6	3211	137.819	132.403	132.941	133.045	131.943
Transportation of passengers for nonmanufacturing industries.....		ID6	3212	137.680	132.379	132.902	133.005	131.928
Transportation and warehousing of goods for intermediate demand.....		ID6	322	161.921	163.373	162.841	163.604	163.751
Transportation and warehousing of goods for manufacturing industries.....	12/12	ID6	3221	130.999	131.032	130.799	131.818	131.651
Transportation and warehousing of goods for nonmanufacturing industries.....	12/12	ID6	3222	145.677	147.314	146.779	147.348	147.564
Services less trade, transportation, and warehousing for intermediate demand.....		ID6	31	141.849	142.083	142.691	142.864	142.781
Services less trade, transportation, and warehousing for manufacturing industries.....		ID6	311	133.506	133.816	134.306	134.283	134.256
Services less trade, transportation, and warehousing for nonmanufacturing industries.....		ID6	312	142.114	142.346	142.957	143.137	143.052
Construction								
Construction for intermediate demand.....		ID6	4	151.679	151.698	151.832	151.899	152.095
Intermediate Demand by Commodity Type Special Groupings								
Processed materials less foods and feeds.....	00/82	ID6	9111	259.639	255.925	255.505	256.872	256.745
Processed foods and feeds.....	00/82	ID6	9112	240.107	240.608	242.374	246.014	245.316
Processed energy goods.....	00/82	ID6	9113	254.559	236.876	235.264	240.849	239.510
Processed materials less energy.....	00/82	ID6	9118	255.521	255.809	255.939	256.514	256.621
Processed materials less foods and energy.....	00/82	ID6	9115	257.014	257.274	257.196	257.374	257.585
Intermediate distributive services ⁶	04/10	ID6	9116	166.533	167.713	167.380	168.392	168.142
Processed goods plus intermediate distributive services.....	04/10	ID6	9117	147.261	146.261	146.084	146.984	146.844
Unprocessed materials less agricultural products.....	00/82	ID6	9211	266.332	261.032	265.577	272.918	258.548
Unprocessed energy materials ⁷	00/82	ID6	9212	198.567	190.792	196.588	202.616	187.429
Unprocessed materials less energy.....	00/82	ID6	9213	267.896	274.458	271.816	275.857	271.921
Unprocessed nonfood materials less energy ⁸	00/82	ID6	9216	427.365	435.470	433.289	436.720	432.134
Intermediate Demand by Production Flow								
Stage 4 Intermediate Demand								
Stage 4 intermediate demand.....		ID5	4	151.255	151.117	151.125	151.848	151.742
Inputs to stage 4 goods producers.....		ID5	41	146.192	146.667	146.218	146.941	146.674
Goods.....		ID5	411	138.277	138.837	138.760	138.877	138.744
Foods.....		ID5	4111	139.062	140.366	140.095	140.947	139.877
Energy.....		ID5	4112	133.472	141.714	142.710	137.875	140.780
Goods excluding foods and energy.....		ID5	4113	138.310	138.686	138.628	138.676	138.660
Services.....		ID5	412	172.540	172.729	171.050	173.776	173.067
Trade services.....		ID5	4123	184.772	184.978	182.345	186.294	185.244
Transportation and warehousing services.....		ID5	4122	137.230	136.502	136.505	137.436	137.263
Transportation of passengers.....		ID5	41221	137.842	132.423	132.961	133.066	131.963
Transportation and warehousing of goods.....		ID5	41222	146.197	146.340	146.239	147.392	147.391
Services less trade, transportation, and warehousing.....		ID5	4121	134.430	134.839	135.516	135.063	135.225
Inputs to stage 4 services producers.....		ID5	42	150.346	150.049	150.427	151.255	151.144

See footnotes at end of table.

Table 3. Producer price indexes for Final Demand-Intermediate Demand groupings, seasonally adjusted — Continued

[August 2024, Index base Nov. 2009=100, unless otherwise indicated]

Grouping	Other index base	Commodity code		Seasonally adjusted index ¹				
		Group code	Item code	Apr. 2024	May 2024 ^P	June 2024 ^P	July 2024 ^P	Aug. 2024 ^P
Goods.....		ID5	421	148.324	147.013	147.056	147.565	147.417
Foods.....		ID5	4211	148.742	149.293	148.589	151.007	149.524
Energy.....		ID5	4212	145.611	140.641	141.389	141.490	141.333
Goods excluding foods and energy.....		ID5	4213	148.905	149.169	149.060	149.205	149.479
Services.....		ID5	422	150.792	150.833	151.323	152.256	152.157
Trade services.....		ID5	4223	164.810	165.782	165.171	167.125	166.225
Transportation and warehousing services.....		ID5	4222	156.384	156.162	155.072	155.653	156.644
Transportation of passengers.....		ID5	42221	137.301	131.934	132.466	132.570	131.478
Transportation and warehousing of goods.....		ID5	42222	160.278	160.926	159.557	160.221	161.569
Services less trade, transportation, and warehousing.....		ID5	4221	147.631	147.599	148.368	149.222	149.096
Construction.....		ID5	423	151.679	151.698	151.832	151.899	152.095
Inputs to stage 4 construction producers.....		ID5	43	163.785	162.938	162.438	162.714	162.991
Goods.....		ID5	431	168.567	167.367	166.593	166.702	167.155
Energy.....		ID5	4312	155.238	142.513	137.008	141.404	142.233
Goods excluding foods and energy.....		ID5	4313	173.770	173.701	173.372	173.057	173.483
Services.....		ID5	432	151.520	151.557	151.743	152.437	152.271
Trade services.....		ID5	4323	167.835	167.458	167.571	168.607	168.047
Transportation and warehousing services.....		ID5	4322	146.660	146.665	146.370	148.289	148.086
Transportation of passengers.....		ID5	43221	143.682	138.043	138.603	138.712	137.564
Transportation and warehousing of goods.....		ID5	43222	147.511	147.651	147.334	149.307	149.125
Services less trade, transportation, and warehousing.....		ID5	4321	133.998	134.389	134.812	134.732	134.917
Stage 3 Intermediate Demand								
Stage 3 intermediate demand.....		ID5	3	147.624	147.277	147.034	148.017	147.387
Inputs to stage 3 goods producers.....		ID5	31	153.996	154.854	154.771	155.764	155.306
Goods.....		ID5	311	149.079	150.167	150.134	151.071	150.577
Foods.....		ID5	3111	159.834	163.212	164.413	168.305	168.211
Energy.....		ID5	3112	134.202	132.882	132.027	131.428	131.187
Goods excluding foods and energy.....		ID5	3113	149.539	149.818	149.274	149.093	148.405
Services.....		ID5	312	162.589	162.504	162.223	163.364	163.073
Trade services.....		ID5	3123	168.173	167.995	167.549	168.669	168.225
Transportation and warehousing services.....		ID5	3122	149.816	149.612	149.274	151.026	150.858
Transportation of passengers.....		ID5	31221	146.762	140.994	141.567	141.679	140.505
Transportation and warehousing of goods.....		ID5	31222	149.774	149.876	149.489	151.329	151.216
Services less trade, transportation, and warehousing.....		ID5	3121	137.564	137.986	138.353	138.235	138.234
Inputs to stage 3 services producers.....		ID5	32	141.716	140.508	140.140	141.128	140.363
Goods.....		ID5	321	129.384	120.045	118.365	122.362	120.668
Foods.....		ID5	3211	153.189	153.434	153.212	154.575	153.437
Energy.....		ID5	3212	130.385	114.815	112.192	118.919	116.178
Goods excluding foods and energy.....		ID5	3213	137.726	137.995	137.725	137.520	137.431
Services.....		ID5	322	144.741	145.660	145.628	145.839	145.305
Trade services.....		ID5	3223	194.725	197.218	199.594	198.367	196.391
Transportation and warehousing services.....		ID5	3222	168.697	171.447	170.988	171.525	171.681
Transportation of passengers.....		ID5	32221	104.496	104.256	104.157	104.182	104.198
Transportation and warehousing of goods.....		ID5	32222	169.230	171.995	171.534	172.074	172.231
Services less trade, transportation, and warehousing.....		ID5	3221	135.669	135.996	135.938	136.145	135.506
Construction.....		ID5	323	151.679	151.698	151.832	151.899	152.095
Inputs to stage 3 construction producers.....		ID5	33	142.027	141.468	141.752	141.701	141.876
Goods.....		ID5	331	136.390	136.028	135.708	134.987	134.710
Goods excluding foods and energy.....		ID5	3313	173.794	173.332	172.925	172.006	171.653
Services.....		ID5	332	167.572	166.704	167.749	168.486	169.219
Trade services.....		ID5	3323	172.203	171.274	172.414	173.238	174.049
Transportation and warehousing services.....		ID5	3322	116.629	116.559	116.489	116.920	116.836
Transportation and warehousing of goods.....		ID5	33222	123.107	123.032	122.959	123.414	123.325
Services less trade, transportation, and warehousing.....		ID5	3321	128.489	128.003	128.391	128.126	128.265
Stage 2 Intermediate Demand								
Stage 2 intermediate demand.....		ID5	2	136.184	135.891	136.798	137.588	135.816
Inputs to stage 2 goods producers.....		ID5	21	122.556	121.433	122.704	124.160	120.802
Goods.....		ID5	211	116.595	114.931	116.502	118.585	114.190
Foods.....		ID5	2111	137.055	139.272	138.775	138.870	135.690
Energy.....		ID5	2112	88.436	84.922	87.332	89.897	83.196
Goods excluding foods and energy.....		ID5	2113	141.959	142.862	143.257	144.673	144.621
Services.....		ID5	212	154.144	154.675	155.113	154.685	154.313
Trade services.....		ID5	2123	173.921	175.329	176.391	175.646	175.234
Transportation and warehousing services.....		ID5	2122	171.344	171.356	171.243	170.851	170.219
Transportation of passengers.....		ID5	21221	138.150	132.959	133.467	133.568	132.516
Transportation and warehousing of goods.....		ID5	21222	173.281	173.545	173.402	172.984	172.372
Services less trade, transportation, and warehousing.....		ID5	2121	140.163	140.288	140.628	140.458	140.326
Construction.....		ID5	213	151.679	151.698	151.832	151.899	152.095

See footnotes at end of table.

Table 3. Producer price indexes for Final Demand-Intermediate Demand groupings, seasonally adjusted — Continued

[August 2024, Index base Nov. 2009=100, unless otherwise indicated]

Grouping	Other index base	Commodity code		Seasonally adjusted index ¹				
		Group code	Item code	Apr. 2024	May 2024 ^P	June 2024 ^P	July 2024 ^P	Aug. 2024 ^P
Inputs to stage 2 services producers.....		ID5	22	148.321	149.064	149.488	149.432	149.676
Goods.....		ID5	221	143.890	143.339	143.348	144.159	144.499
Foods.....		ID5	2211	109.941	110.119	110.936	111.689	111.849
Energy.....		ID5	2212	156.374	141.204	140.020	146.081	144.412
Goods excluding foods and energy.....		ID5	2213	143.830	144.231	144.306	144.776	145.250
Services.....		ID5	222	148.360	149.277	149.757	149.591	149.825
Trade services.....		ID5	2223	181.509	189.311	192.118	190.428	196.600
Transportation and warehousing services.....		ID5	2222	150.659	155.620	155.386	155.281	151.830
Transportation of passengers.....		ID5	22221	138.257	132.861	133.396	133.500	132.402
Transportation and warehousing of goods.....		ID5	22222	153.533	160.417	160.041	159.897	156.001
Services less trade, transportation, and warehousing.....		ID5	2221	147.527	147.829	148.256	148.156	148.387
Construction.....		ID5	223	151.679	151.698	151.832	151.899	152.095
Stage 1 Intermediate Demand								
Stage 1 intermediate demand.....		ID5	1	146.508	145.688	145.769	146.656	146.728
Inputs to stage 1 goods producers.....		ID5	11	141.582	141.754	141.585	142.200	141.758
Goods.....		ID5	111	138.081	138.222	138.092	138.549	137.929
Foods.....		ID5	1111	130.462	133.745	133.111	131.434	129.258
Energy.....		ID5	1112	124.375	121.733	122.495	123.281	122.689
Goods excluding foods and energy.....		ID5	1113	146.221	146.503	146.248	147.002	146.622
Services.....		ID5	112	155.267	155.531	155.246	156.327	156.388
Trade services.....		ID5	1123	167.089	167.668	167.083	168.666	168.315
Transportation and warehousing services.....		ID5	1122	159.624	157.966	157.975	157.697	157.326
Transportation of passengers.....		ID5	11221	137.816	132.397	132.936	133.040	131.937
Transportation and warehousing of goods.....		ID5	11222	163.212	162.508	162.385	162.018	161.828
Services less trade, transportation, and warehousing.....		ID5	1121	114.339	114.454	114.534	115.026	115.640
Construction.....		ID5	113	151.679	151.698	151.832	151.899	152.095
Inputs to stage 1 services producers.....		ID5	12	148.181	146.976	147.294	148.336	148.656
Goods.....		ID5	121	148.261	143.638	143.264	144.996	145.682
Foods.....		ID5	1211	140.344	131.755	141.585	148.830	173.493
Energy.....		ID5	1212	159.785	144.367	143.052	148.335	148.786
Goods excluding foods and energy.....		ID5	1213	151.013	151.257	151.227	151.375	152.042
Services.....		ID5	122	147.464	147.703	148.310	149.057	149.222
Trade services.....		ID5	1223	173.945	175.570	176.133	177.094	175.971
Transportation and warehousing services.....		ID5	1222	146.701	145.324	145.303	145.969	147.324
Transportation of passengers.....		ID5	12221	137.734	132.318	132.857	132.961	131.859
Transportation and warehousing of goods.....		ID5	12222	167.109	167.712	167.395	168.427	171.218
Services less trade, transportation, and warehousing.....		ID5	1221	143.254	143.584	144.278	145.006	145.128
Construction.....		ID5	123	151.679	151.698	151.832	151.899	152.095
Inputs to stage 1 construction producers.....		ID5	13	164.115	162.233	161.917	162.917	163.285
Goods.....		ID5	131	166.450	163.909	163.342	164.323	164.727
Energy.....		ID5	1312	142.346	117.037	114.399	124.379	125.636
Goods excluding foods and energy.....		ID5	1313	172.073	172.240	171.901	171.841	172.152
Services.....		ID5	132	159.433	159.153	159.452	160.506	160.786
Trade services.....		ID5	1323	169.000	168.559	169.063	169.837	170.243
Transportation and warehousing services.....		ID5	1322	120.965	121.048	120.717	122.533	122.380
Transportation and warehousing of goods.....		ID5	13222	125.122	125.208	124.866	126.745	126.587
Services less trade, transportation, and warehousing.....		ID5	1321	141.656	142.070	143.207	142.891	143.908
Intermediate Demand by Production Flow Special Groupings								
Total goods inputs to stage 4 intermediate demand.....	04/10	ID5	9411	144.325	143.970	143.788	144.016	143.999
Total services inputs to stage 4 intermediate demand.....	04/10	ID5	9412	153.782	153.842	154.022	155.175	154.990
Total construction inputs to stage 4 intermediate demand.....	04/10	ID5	9413	150.422	150.442	150.574	150.641	150.835
Total foods inputs to stage 4 intermediate demand.....	04/10	ID5	9414	140.083	141.042	140.595	142.086	140.866
Total energy goods inputs to stage 4 intermediate demand.....	04/10	ID5	9415	134.641	129.361	129.142	129.708	129.803
Total goods less foods and energy inputs to stage 4 intermediate demand.....	04/10	ID5	9416	147.505	147.750	147.618	147.599	147.747
Total goods inputs to stage 3 intermediate demand.....	04/10	ID5	9311	136.873	135.351	134.916	136.530	135.771
Total services inputs to stage 3 intermediate demand.....	04/10	ID5	9312	146.793	147.525	147.463	147.829	147.350
Total construction inputs to stage 3 intermediate demand.....	04/10	ID5	9313	150.422	150.442	150.574	150.641	150.835
Total foods inputs to stage 3 intermediate demand.....	04/10	ID5	9314	142.211	145.193	146.251	149.695	149.604
Total energy goods inputs to stage 3 intermediate demand.....	04/10	ID5	9315	128.455	115.298	112.988	118.499	116.181
Total goods less foods and energy inputs to stage 3 intermediate demand.....	04/10	ID5	9316	141.836	142.089	141.612	141.422	140.860
Total goods inputs to stage 2 intermediate demand.....	04/10	ID5	9211	113.678	112.205	113.543	115.398	111.690
Total services inputs to stage 2 intermediate demand.....	04/10	ID5	9212	150.221	151.049	151.521	151.293	151.384
Total construction inputs to stage 2 intermediate demand.....	04/10	ID5	9213	150.422	150.442	150.574	150.641	150.835
Total foods inputs to stage 2 intermediate demand.....	04/10	ID5	9214	137.543	139.741	139.262	139.369	136.222
Total energy goods inputs to stage 2 intermediate demand.....	04/10	ID5	9215	87.346	83.775	86.096	88.646	82.141
Total goods less foods and energy inputs to stage 2 intermediate demand.....	04/10	ID5	9216	134.271	135.012	135.314	136.440	136.507
Total goods inputs to stage 1 intermediate demand.....	04/10	ID5	9111	129.967	128.273	128.019	128.883	128.873

See footnotes at end of table.

Table 3. Producer price indexes for Final Demand-Intermediate Demand groupings, seasonally adjusted — Continued

[August 2024, Index base Nov. 2009=100, unless otherwise indicated]

Grouping	Other index base	Commodity code		Seasonally adjusted index ¹				
		Group code	Item code	Apr. 2024	May 2024 ^p	June 2024 ^p	July 2024 ^p	Aug. 2024 ^p
Total services inputs to stage 1 intermediate demand.....	04/10	ID5	9112	148.817	149.026	149.457	150.277	150.431
Total construction inputs to stage 1 intermediate demand.....	04/10	ID5	9117	150.422	150.442	150.574	150.641	150.835
Total foods inputs to stage 1 intermediate demand.....	04/10	ID5	9114	122.920	125.732	125.378	124.008	122.585
Total energy goods inputs to stage 1 intermediate demand.....	04/10	ID5	9115	138.813	128.140	127.579	131.299	131.391
Total goods less foods and energy inputs to stage 1 intermediate demand.....	04/10	ID5	9116	126.857	127.061	126.892	127.224	127.293

¹ All indexes are subject to revision for 4 months after their originally scheduled publication to incorporate late reports and corrections by survey respondents. In addition, seasonally adjusted indexes are subject to change for up to 5 years due to the recalculation of seasonal factors published each January.

² PPI defines Total finished as including only the personal consumption and private capital investment portions of final demand.

³ Trade indexes measure changes in margins received by wholesalers and retailers.

⁴ The PPI definition of foods does not include food and beverages for immediate consumption. PPI defines food and beverages for immediate consumption as the service of preparing meals, snacks, and beverages to customer order for immediate on-premises and off-premises consumption.

⁵ Distributive services include transportation, warehousing, and trade of goods.

⁶ Includes intermediate trade, transportation, and warehousing services.

⁷ Includes crude petroleum.

⁸ Excludes crude petroleum.

p Preliminary

"/" Data not available.

Table 4. Producer price index percentage changes and weights for Final Demand-Intermediate Demand groupings, not seasonally adjusted
[August 2024]

Title	Commodity code		Relative Importance Dec. 2023 ¹	Unadjusted 12-month percent change ²	Unadjusted 1-month percent change ²				
	Group code	Item code			Aug. 2023 to Aug. 2024 ^P	Mar. to Apr.	Apr. to May ^P	May to June ^P	June to July ^P
Final Demand									
Final demand.....	FD	4	100.000	1.7	0.5	0.0	0.4	-0.1	0.2
Final demand goods.....	FD	41	30.162	0.0	0.5	-0.5	-0.1	0.5	-0.3
Final demand foods.....	FD	411	5.633	2.3	0.0	-0.1	0.6	0.0	0.1
Finished consumer foods ³	FD	4111	4.307	4.2	-0.1	-0.4	0.8	0.1	0.9
Finished consumer foods, crude.....	FD	41113	0.351	19.4	-4.2	-7.8	5.4	-2.4	13.0
Finished consumer foods, processed.....	FD	41112	3.956	2.9	0.3	0.3	0.4	0.3	-0.2
Government purchased foods.....	FD	4112	0.410	3.9	0.4	0.2	1.3	0.8	-0.6
Foods for export.....	FD	4113	0.916	-7.5	0.0	1.2	-0.7	-0.9	-3.2
Final demand energy.....	FD	412	5.517	-8.4	2.0	-3.2	-0.9	2.3	-2.0
Finished consumer energy goods ³	FD	4121	4.292	-7.6	2.2	-2.6	-1.0	1.9	-1.7
Government purchased energy.....	FD	4122	0.834	-12.0	1.0	-6.2	0.2	3.6	-3.1
Energy for export.....	FD	4123	0.391	-9.7	1.9	-3.1	-1.8	3.8	-3.2
Final demand goods less foods and energy.....	FD	413	19.012	2.1	0.2	0.2	0.0	0.1	0.1
Finished goods less foods and energy ³	FD	4131	10.933	2.3	0.1	0.2	0.0	0.1	0.3
Finished consumer goods less foods and energy.....	FD	41311	5.811	2.1	0.1	0.3	0.0	0.1	0.4
Nondurable consumer goods less foods and energy.....	FD	413111	3.522	2.8	0.1	0.5	0.0	0.1	0.5
Durable consumer goods.....	FD	413112	2.289	1.1	0.1	0.0	0.0	0.1	0.1
Private capital equipment.....	FD	41312	5.122	2.5	0.1	0.2	0.1	0.1	0.1
Private capital equipment for manufacturing industries.....	FD	413121	1.254	3.6	0.2	0.4	0.1	0.2	0.3
Private capital equipment for nonmanufacturing industries.....	FD	413122	3.868	2.2	0.1	0.1	0.1	0.1	0.1
Government purchased goods, excluding foods and energy.....	FD	4132	1.971	2.6	0.3	0.0	0.0	0.2	0.1
Government purchased goods excluding foods, energy, and capital equipment.....	FD	41321	1.146	1.7	0.3	-0.1	0.0	0.3	0.1
Government purchased capital equipment.....	FD	41322	0.825	3.9	0.2	0.1	0.1	0.1	0.0
Goods for export, excluding foods and energy.....	FD	4133	6.108	1.7	0.4	0.3	-0.1	0.2	-0.1
Final demand services.....	FD	42	67.184	2.6	0.6	0.2	0.6	-0.4	0.4
Final demand trade services ⁴	FD	423	19.195	-0.5	0.6	0.4	1.0	-1.9	0.9
Trade of finished goods ³	FD	4231	16.558	-1.0	0.5	0.5	1.0	-2.0	0.9
Trade of personal consumption goods.....	FD	42311	13.605	-1.2	-0.3	1.2	0.5	-1.7	0.2
Trade of private capital equipment.....	FD	42312	2.953	-0.1	3.9	-2.4	3.4	-3.5	3.7
Trade of government purchased goods.....	FD	4232	0.745	1.9	1.9	-0.7	1.9	-1.6	1.1
Trade of government purchased goods, excluding capital equipment.....	FD	42321	0.474	1.5	0.1	1.0	0.3	0.3	-0.9
Trade of government purchased capital equipment.....	FD	42322	0.271	2.5	4.9	-3.5	4.5	-4.8	4.5
Trade of exports.....	FD	4233	1.892	2.6	1.7	-0.7	1.1	-0.7	1.1
Final demand transportation and warehousing services.....	FD	422	4.931	1.0	-0.2	-1.1	0.9	0.5	-0.8
Transportation of passengers for final demand.....	FD	4221	1.271	-2.7	-2.1	-4.6	4.5	-1.7	-3.5
Transportation of private passengers.....	FD	42211	0.857	-2.7	-2.1	-4.6	4.5	-1.7	-3.5
Transportation of government passengers.....	FD	42212	0.103	-2.7	-2.1	-4.6	4.4	-1.7	-3.4
Transportation of passengers for export.....	FD	42213	0.311	-2.7	-2.1	-4.7	4.5	-1.7	-3.5
Transportation and warehousing of goods for final demand.....	FD	4222	3.660	2.3	0.5	0.1	-0.3	1.3	0.1
Transportation and warehousing of finished goods ³	FD	42221	2.368	2.2	0.6	0.1	-0.2	1.3	0.1
Transportation and warehousing of personal consumption goods.....	FD	422211	1.908	2.3	0.6	0.1	-0.2	1.3	0.2
Transportation and warehousing of private capital equipment.....	FD	422212	0.460	1.8	0.6	0.1	-0.3	1.4	-0.1
Transportation and warehousing of government purchased goods.....	FD	42222	0.220	2.4	0.7	0.0	-0.4	1.1	0.4
Transportation and warehousing of exports.....	FD	42223	1.072	2.4	0.5	0.1	-0.3	1.1	-0.1
Final demand services less trade, transportation, and warehousing.....	FD	421	43.059	4.2	0.6	0.2	0.3	0.2	0.3
Finished services less trade, transportation, and warehousing ³	FD	4211	37.528	4.1	0.6	0.2	0.3	0.2	0.3
Finished consumer services less trade, transportation, and warehousing.....	FD	42111	33.067	4.2	0.5	0.2	0.3	0.2	0.2
Private capital investment services less trade, transportation, and warehousing.....	FD	42112	4.461	2.7	1.0	0.6	0.2	0.5	0.5
Government purchased services less trade, transportation, and warehousing.....	FD	4212	2.810	4.0	0.8	0.3	0.3	0.2	0.1
Gov. purchased services less trade, transportation, and warehousing, excl. capital investment.....	FD	42121	2.647	4.1	0.7	0.2	0.3	0.2	0.1
Government purchased capital investment services less trade, transportation, and warehousing.....	FD	42122	0.163	2.2	1.0	0.8	-0.3	0.4	0.1
Services for export less trade, transportation, and warehousing.....	FD	4213	2.721	5.8	1.1	0.1	0.7	-0.2	0.5
Final demand construction.....	FD	43	2.654	1.3	0.1	0.0	0.4	0.7	0.0
Construction for private capital investment.....	FD	431	1.844	1.0	0.0	0.0	0.4	0.6	0.0
Construction for government.....	FD	432	0.810	1.8	0.4	-0.1	0.2	1.0	0.1
Special Groupings of Final Demand									
Final demand less exports.....	FD	49101	86.589	1.8	0.5	0.0	0.4	-0.1	0.2
Final demand less government.....	FD	49102	92.097	1.8	0.5	0.0	0.4	-0.1	0.2

See footnotes at end of table.

Table 4. Producer price index percentage changes and weights for Final Demand-Intermediate Demand groupings, not seasonally adjusted — Continued
[August 2024]

Title	Commodity code		Relative Importance Dec. 2023 ¹	Unadjusted 12-month percent change ² Aug. 2023 to Aug. 2024 ^P	Unadjusted 1-month percent change ²				
	Group code	Item code			Mar. to Apr.	Apr. to May ^P	May to June ^P	June to July ^P	July to Aug. ^P
Final demand less foods, food and nonalcoholic beverages for immediate consumption, and energy ⁵	FD	49103	88.421	2.4	0.5	0.1	0.4	-0.3	0.3
Final demand less foods and energy ⁵	FD	49104	88.850	2.4	0.5	0.2	0.4	-0.2	0.3
Final demand less foods and food and nonalcoholic beverages for immediate consumption ⁵	FD	49105	93.938	1.6	0.6	-0.1	0.3	-0.1	0.1
Final demand less foods ⁵	FD	49106	94.367	1.7	0.6	0.0	0.3	-0.1	0.2
Final demand less energy.....	FD	49107	94.483	2.4	0.5	0.2	0.4	-0.2	0.3
Final demand less trade services.....	FD	49108	80.805	2.3	0.5	-0.1	0.2	0.3	0.0
Final demand less distributive services ⁶	FD	49109	77.145	2.3	0.5	-0.2	0.2	0.3	0.0
Final demand goods less energy.....	FD	49111	24.645	2.2	0.2	0.2	0.1	0.1	0.1
Final demand goods less foods.....	FD	49112	24.529	-0.5	0.6	-0.6	-0.2	0.6	-0.4
Final demand services less trade services.....	FD	49113	47.990	3.8	0.5	0.1	0.4	0.2	0.2
Final demand distributive services ⁶	FD	49114	22.855	-0.1	0.6	0.3	0.8	-1.4	0.8
Final demand goods plus final demand distributive services ⁶	FD	49115	53.017	0.0	0.6	-0.1	0.3	-0.3	0.1
Final demand less foods, energy, and trade services ⁵	FD	49116	69.655	3.3	0.4	0.1	0.3	0.2	0.1
Private and government purchased capital equipment.....	FD	49117	5.947	2.7	0.1	0.1	0.1	0.1	0.1
Private and government purchased capital investment services.....	FD	49118	8.308	1.6	2.2	-0.7	1.4	-1.1	1.7
Total private and government purchased capital investment.....	FD	49119	14.255	1.9	1.1	-0.3	0.8	-0.4	0.9
Total finished ³	FD	49201	78.687	1.8	0.5	0.0	0.4	-0.2	0.3
Total finished less foods, food and nonalcoholic beverages for immediate consumption, and energy ^{3, 5}	FD	49202	69.663	2.3	0.4	0.2	0.4	-0.3	0.3
Total finished less foods and energy ^{3, 5}	FD	49203	70.088	2.3	0.4	0.2	0.4	-0.3	0.3
Total finished less foods and food and nonalcoholic beverages for immediate consumption ^{3, 5}	FD	49204	73.955	1.7	0.5	0.0	0.3	-0.2	0.2
Total finished less foods ^{3, 5}	FD	49205	74.380	1.7	0.5	0.0	0.3	-0.2	0.2
Total finished less energy ³	FD	49206	74.395	2.5	0.4	0.2	0.5	-0.3	0.4
Finished goods ³	FD	49207	19.532	0.2	0.6	-0.6	0.0	0.5	-0.1
Finished goods less energy ³	FD	49208	15.240	2.9	0.1	0.1	0.3	0.1	0.4
Finished goods, excluding foods ^{3, 5}	FD	49209	15.225	-0.8	0.7	-0.6	-0.3	0.6	-0.3
Finished services ³	FD	49210	57.311	2.4	0.5	0.2	0.5	-0.4	0.4
Private capital investment services.....	FD	49211	7.874	1.6	2.1	-0.6	1.4	-1.0	1.7
Finished distributive services ^{3, 6}	FD	49212	18.926	-0.6	0.5	0.5	0.8	-1.6	0.8
Finished services less trade services ³	FD	49213	40.753	3.8	0.5	0.1	0.3	0.2	0.2
Finished services less distributive services ^{3, 6}	FD	49214	38.385	3.9	0.5	0.1	0.4	0.2	0.2
Total private capital investment (goods, services, and construction).....	FD	49215	14.840	1.8	1.2	-0.3	0.8	-0.4	0.9
Finished goods plus finished distributive services ^{3, 6}	FD	49216	38.458	-0.2	0.5	-0.1	0.4	-0.5	0.3
Total exports.....	FD	49301	13.411	1.6	0.7	0.0	0.2	0.0	-0.2
Goods for export.....	FD	49302	7.415	-0.1	0.4	0.3	-0.2	0.2	-0.7
Services for export.....	FD	49303	5.996	3.7	1.0	-0.4	0.8	-0.2	0.4
Total government purchases.....	FD	49401	7.903	1.2	0.7	-0.7	0.4	0.5	-0.2
Government purchased goods.....	FD	49402	3.215	-1.4	0.5	-1.6	0.2	1.2	-0.8
Government purchased services.....	FD	49403	3.878	3.3	0.9	-0.1	0.7	-0.2	0.2
Total government purchased capital investment (goods, services, construction).....	FD	49404	2.069	2.8	1.0	-0.4	0.7	-0.2	0.7
Government purchases, defense.....	FD	49405	2.356	0.4	0.8	-1.0	0.3	0.1	-0.6
Government purchases, non-defense.....	FD	49406	5.547	1.5	0.6	-0.6	0.5	0.6	-0.1
Personal consumption.....	FD	49501	63.847	1.8	0.4	0.1	0.3	-0.1	0.1
Personal consumption goods (finished consumer goods).....	FD	49502	14.410	-0.5	0.7	-0.8	-0.1	0.7	-0.2
Personal consumption goods less energy.....	FD	49503	10.118	3.0	0.0	0.0	0.4	0.1	0.6
Personal consumption goods less foods.....	FD	49504	10.103	-2.4	1.0	-1.0	-0.4	0.9	-0.6
Personal consumption nondurable goods less foods.....	FD	49508	7.814	-3.4	1.3	-1.3	-0.6	1.1	-0.8
Personal consumption services.....	FD	49505	49.437	2.5	0.2	0.4	0.4	-0.3	0.2
Personal consumption less trade services.....	FD	49506	50.242	2.6	0.5	-0.2	0.2	0.3	0.1
Personal consumption less distributive services ⁶	FD	49507	48.334	2.6	0.5	-0.2	0.2	0.3	0.0
Personal consumption less foods and energy.....	FD	49510	55.248	2.5	0.2	0.4	0.3	-0.3	0.2
Personal consumption less foods, energy, and trade services ⁴	FD	49511	41.643	3.7	0.4	0.1	0.3	0.2	0.2
Personal consumption less foods, energy, and distributive services ⁶	FD	49512	39.735	3.8	0.4	0.1	0.3	0.1	0.2
Personal consumption goods plus personal consumption distributive services ⁶	FD	49509	29.923	-0.6	0.2	0.1	0.2	-0.4	0.0
Intermediate Demand by Commodity Type									
Processed goods									
Processed goods for intermediate demand.....	ID6	1	100.000	-1.1	0.5	-0.8	0.5	0.6	-0.3
Materials and components for manufacturing.....	ID6	11	43.169	0.8	0.5	0.2	0.1	0.1	-0.1
Materials for manufacturing.....	ID6	111	26.499	0.2	0.6	0.3	0.2	0.1	-0.4
Materials for food manufacturing.....	ID6	1111	4.375	4.6	1.0	0.3	1.4	0.8	0.1
Materials for nondurable manufacturing.....	ID6	1112	11.774	2.2	1.1	-0.3	0.1	1.2	0.2
Materials for durable manufacturing.....	ID6	1113	10.350	-3.8	-0.1	0.9	-0.3	-1.3	-1.2
Components for manufacturing.....	ID6	112	16.670	1.8	0.2	0.1	0.1	0.0	0.3

See footnotes at end of table.

Table 4. Producer price index percentage changes and weights for Final Demand-Intermediate Demand groupings, not seasonally adjusted — Continued
[August 2024]

Title	Commodity code		Relative Importance Dec. 2023 ¹	Unadjusted 12-month percent change ² Aug. 2023 to Aug. 2024 ^P	Unadjusted 1-month percent change ²				
	Group code	Item code			Mar. to Apr.	Apr. to May ^P	May to June ^P	June to July ^P	July to Aug. ^P
Components for nondurable manufacturing.....	ID6	1121	0.804	1.6	0.5	0.3	0.0	-0.1	0.5
Components for durable manufacturing.....	ID6	1122	15.866	1.8	0.2	0.1	0.1	0.0	0.3
Materials and components for construction.....	ID6	12	10.782	0.9	0.2	0.0	-0.2	-0.2	0.3
Materials for construction.....	ID6	121	4.753	0.8	0.0	-0.4	-0.2	-0.4	-0.2
Components for construction.....	ID6	122	6.029	1.1	0.4	0.2	-0.1	0.0	0.6
Processed fuels and lubricants for intermediate demand.....	ID6	13	18.656	-8.2	1.2	-5.0	2.1	2.6	-1.6
Processed fuels and lubricants to manufacturing industries.....	ID6	131	4.711	-4.3	0.7	-2.7	4.5	1.6	-0.9
Processed fuels and lubricants to nonmanufacturing industries.....	ID6	132	13.945	-9.4	1.3	-5.7	1.3	3.0	-1.8
Containers for intermediate demand.....	ID6	14	3.090	0.9	0.4	0.4	0.0	0.5	0.6
Supplies for intermediate demand.....	ID6	15	24.303	0.4	0.3	0.2	0.1	0.1	0.0
Supplies to manufacturing industries.....	ID6	151	3.234	1.9	0.4	0.4	0.1	0.0	0.2
Supplies to nonmanufacturing industries.....	ID6	152	21.069	0.2	0.3	0.2	0.1	0.1	0.0
Supplies to nonmanufacturing industries, feeds.....	ID6	1521	2.208	-9.8	-1.1	0.2	0.5	0.5	-1.0
Supplies to nonmanufacturing industries, other than feeds.....	ID6	1522	18.861	1.4	0.5	0.2	0.1	0.1	0.1
Unprocessed goods									
Unprocessed goods for intermediate demand.....	ID6	2	100.000	-4.3	3.0	-0.1	0.6	0.8	-4.9
Unprocessed foodstuffs and feedstuffs.....	ID6	21	37.665	-2.0	1.9	2.6	-0.5	-0.2	-4.1
Unprocessed nonfood materials.....	ID6	22	62.334	-5.8	3.7	-1.7	1.2	1.5	-5.3
Unprocessed nonfood materials except fuel.....	ID6	221	51.132	-2.2	4.7	-3.3	-0.8	1.5	-3.1
Unprocessed nonfood materials except fuel to manufacturing industries.....	ID6	2211	48.525	-2.6	4.9	-3.4	-0.8	1.6	-3.3
Unprocessed nonfood materials except fuel to nonmanufacturing industries.....	ID6	2212	2.607	7.4	0.3	0.2	0.1	0.7	0.9
Unprocessed fuel.....	ID6	222	11.202	-24.5	-3.0	10.0	15.1	1.2	-18.5
Unprocessed fuel to manufacturing industries.....	ID6	2221	1.016	-0.2	-1.1	2.5	0.8	3.0	-2.4
Unprocessed fuel to nonmanufacturing industries.....	ID6	2222	10.186	-27.1	-3.3	11.1	17.2	0.9	-20.5
Services									
Services for intermediate demand.....	ID6	3	100.000	3.4	0.4	0.1	0.4	0.1	0.1
Trade services for intermediate demand ⁶	ID6	33	18.284	2.1	-0.2	0.5	-0.1	0.6	-0.4
Trade services for manufacturing industries.....	ID6	331	9.046	2.2	-0.3	0.3	-0.7	1.3	-0.5
Trade services for nonmanufacturing industries.....	ID6	332	9.238	2.0	-0.2	0.7	0.4	0.0	-0.3
Transportation and warehousing services for intermediate demand.....	ID6	32	14.025	4.2	0.4	0.5	0.0	0.4	-0.2
Transportation of passengers for intermediate demand.....	ID6	321	1.039	-2.7	-2.1	-4.6	4.4	-1.7	-3.4
Transportation of passengers for manufacturing industries.....	ID6	3211	0.124	-2.7	-2.1	-4.7	4.5	-1.7	-3.5
Transportation of passengers for nonmanufacturing industries.....	ID6	3212	0.915	-2.7	-2.1	-4.6	4.4	-1.7	-3.4
Transportation and warehousing of goods for intermediate demand.....	ID6	322	12.986	4.7	0.6	0.9	-0.4	0.6	0.1
Transportation and warehousing of goods for manufacturing industries.....	ID6	3221	2.724	1.7	0.7	0.1	-0.2	1.0	-0.1
Transportation and warehousing of goods for nonmanufacturing industries.....	ID6	3222	10.262	5.6	0.6	1.1	-0.4	0.4	0.1
Services less trade, transportation, and warehousing for intermediate demand.....	ID6	31	67.691	3.6	0.5	-0.1	0.7	0.0	0.2
Services less trade, transportation, and warehousing for manufacturing industries.....	ID6	311	2.126	4.2	0.4	0.2	0.3	0.0	0.0
Services less trade, transportation, and warehousing for nonmanufacturing industries.....	ID6	312	65.565	3.6	0.5	-0.1	0.7	0.0	0.3
Construction									
Construction for intermediate demand.....	ID6	4	100.000	4.3	2.9	0.0	0.1	0.0	0.1
Special Groupings of Intermediate Demand by Commodity Type									
Processed materials less foods and feeds.....	ID6	9111	91.107	-1.3	0.6	-0.9	0.4	0.5	-0.3
Processed foods and feeds.....	ID6	9112	8.893	0.7	0.4	0.3	1.1	0.7	-0.2
Processed energy goods.....	ID6	9113	18.656	-8.2	1.2	-5.0	2.1	2.6	-1.6
Processed materials less energy.....	ID6	9118	81.344	0.7	0.4	0.2	0.1	0.1	0.0
Processed materials less foods and energy.....	ID6	9115	72.451	0.7	0.4	0.2	0.0	0.0	0.0
Intermediate distributive services ⁷	ID6	9116	31.270	3.2	0.1	0.7	-0.2	0.6	-0.2
Processed goods plus intermediate distributive services.....	ID6	9117	-	0.2	0.4	-0.4	0.3	0.6	-0.3
Unprocessed materials less agricultural products.....	ID6	9211	57.180	-4.1	4.2	-2.1	1.5	2.4	-5.4
Unprocessed energy materials ⁸	ID6	9212	37.534	-9.0	6.0	-3.9	3.0	3.1	-7.5
Unprocessed materials less energy.....	ID6	9213	62.466	-1.3	1.3	2.2	-0.8	-0.5	-3.3
Unprocessed nonfood materials less energy ⁹	ID6	9216	24.801	-0.1	0.4	1.7	-1.3	-1.0	-2.0
Intermediate Demand by Production Flow									
Stage 4 Intermediate Demand									
Stage 4 intermediate demand.....	ID5	4	100.000	1.9	0.5	-0.1	0.4	0.4	0.0
Inputs to stage 4 goods producers.....	ID5	41	29.667	0.7	0.4	0.4	-0.3	0.3	-0.3
Goods.....	ID5	411	21.624	-0.3	0.3	0.5	-0.1	-0.1	-0.2

See footnotes at end of table.

Table 4. Producer price index percentage changes and weights for Final Demand-Intermediate Demand groupings, not seasonally adjusted — Continued
[August 2024]

Title	Commodity code		Relative Importance Dec. 2023 ¹	Unadjusted 12-month percent change ² Aug. 2023 to Aug. 2024 ^P	Unadjusted 1-month percent change ²				
	Group code	Item code			Mar. to Apr.	Apr. to May ^P	May to June ^P	June to July ^P	July to Aug. ^P
Foods.....	ID5	4111	2.954	-4.8	1.1	1.1	-0.2	-0.7	-1.4
Energy.....	ID5	4112	0.170	-5.1	3.0	6.7	0.3	-2.9	1.3
Goods excluding foods and energy.....	ID5	4113	18.500	0.5	0.2	0.3	0.0	0.0	0.0
Services.....	ID5	412	8.043	3.2	0.4	0.1	-0.9	1.6	-0.5
Trade services.....	ID5	4123	6.035	3.1	0.3	0.1	-1.4	2.2	-0.6
Transportation and warehousing services.....	ID5	4122	0.492	2.0	0.3	-0.7	0.6	0.4	-0.5
Transportation of passengers.....	ID5	41221	0.076	-2.7	-2.1	-4.7	4.5	-1.7	-3.5
Transportation and warehousing of goods.....	ID5	41222	0.416	2.8	0.8	0.1	-0.1	0.8	0.0
Services less trade, transportation, and warehousing.....	ID5	4121	1.516	3.9	0.7	0.2	0.4	-0.4	0.0
Inputs to stage 4 services producers.....	ID5	42	55.647	3.1	0.5	-0.2	0.9	0.5	0.1
Goods.....	ID5	421	13.690	0.6	0.4	-0.4	1.9	0.3	-0.2
Foods.....	ID5	4211	2.275	1.6	1.0	0.6	0.5	0.6	-0.9
Energy.....	ID5	4212	4.008	-1.6	-0.3	-2.0	6.3	0.6	-0.5
Goods excluding foods and energy.....	ID5	4213	7.407	1.6	0.6	0.2	-0.1	0.1	0.2
Services.....	ID5	422	41.904	4.0	0.5	-0.1	0.6	0.5	0.2
Trade services.....	ID5	4223	4.118	2.6	0.2	0.6	-0.4	1.2	-0.5
Transportation and warehousing services.....	ID5	4222	3.751	4.4	0.4	-0.3	-0.3	0.1	0.2
Transportation of passengers.....	ID5	42221	0.484	-2.7	-2.1	-4.6	4.5	-1.7	-3.5
Transportation and warehousing of goods.....	ID5	42222	3.267	5.5	0.8	0.3	-0.9	0.4	0.8
Services less trade, transportation, and warehousing.....	ID5	4221	34.035	4.2	0.6	-0.2	0.8	0.5	0.2
Construction.....	ID5	423	0.053	4.3	2.9	0.0	0.1	0.0	0.1
Inputs to stage 4 construction producers.....	ID5	43	14.686	0.0	0.4	-0.4	-0.3	0.2	0.0
Goods.....	ID5	431	10.699	-0.5	0.6	-0.5	-0.5	0.1	0.1
Energy.....	ID5	4312	0.763	-14.8	4.9	-5.3	-4.4	4.4	-2.3
Goods excluding foods and energy.....	ID5	4313	9.936	1.0	0.2	0.0	-0.2	-0.2	0.3
Services.....	ID5	432	3.987	1.2	0.0	-0.1	0.2	0.4	-0.2
Trade services.....	ID5	4323	1.737	-0.4	-0.6	-0.3	0.2	0.5	-0.5
Transportation and warehousing services.....	ID5	4322	0.661	1.9	0.6	0.0	-0.1	1.3	-0.2
Transportation of passengers.....	ID5	43221	0.015	-2.7	-2.1	-4.7	4.5	-1.7	-3.5
Transportation and warehousing of goods.....	ID5	43222	0.646	2.0	0.7	0.1	-0.2	1.3	-0.1
Services less trade, transportation, and warehousing.....	ID5	4321	1.589	2.5	0.4	0.1	0.2	-0.1	0.1
Stage 3 Intermediate Demand									
Stage 3 intermediate demand.....	ID5	3	100.000	0.7	0.6	-0.1	0.0	0.3	-0.7
Inputs to stage 3 goods producers.....	ID5	31	43.622	0.7	0.6	0.7	0.1	0.0	-0.9
Goods.....	ID5	311	33.726	0.5	0.9	0.9	0.1	-0.2	-1.1
Foods.....	ID5	3111	10.039	2.4	2.0	2.1	1.2	-0.4	-2.5
Energy.....	ID5	3112	1.161	-6.3	2.8	1.0	0.4	0.5	-1.3
Goods excluding foods and energy.....	ID5	3113	22.526	0.0	0.3	0.3	-0.4	-0.2	-0.5
Services.....	ID5	312	9.896	1.3	-0.5	-0.1	-0.1	0.6	-0.2
Trade services.....	ID5	3123	5.529	0.7	-1.3	-0.1	-0.2	0.6	-0.2
Transportation and warehousing services.....	ID5	3122	2.903	1.8	0.5	-0.2	0.0	1.1	-0.2
Transportation of passengers.....	ID5	31221	0.148	-2.7	-2.1	-4.7	4.5	-1.7	-3.5
Transportation and warehousing of goods.....	ID5	31222	2.755	2.0	0.7	0.1	-0.3	1.2	-0.1
Services less trade, transportation, and warehousing.....	ID5	3121	1.464	2.5	0.4	0.1	0.2	-0.1	0.0
Inputs to stage 3 services producers.....	ID5	32	55.201	0.7	0.6	-0.8	0.0	0.6	-0.6
Goods.....	ID5	321	9.933	-9.9	1.4	-5.8	-0.9	3.3	-2.4
Foods.....	ID5	3211	0.089	-2.3	-0.5	0.1	-0.1	0.9	-0.7
Energy.....	ID5	3212	5.844	-16.5	2.0	-9.7	-1.4	5.9	-4.0
Goods excluding foods and energy.....	ID5	3213	4.000	1.5	0.5	0.2	-0.2	-0.2	-0.1
Services.....	ID5	322	44.663	3.3	0.3	0.4	0.1	0.0	-0.2
Trade services.....	ID5	3223	2.808	-0.6	-0.8	1.3	1.2	-0.6	-1.0
Transportation and warehousing services.....	ID5	3222	10.562	6.8	0.5	1.6	-0.3	0.4	0.0
Transportation of passengers.....	ID5	32221	0.021	-0.1	-0.1	-0.2	0.2	-0.1	-0.2
Transportation and warehousing of goods.....	ID5	32222	10.541	6.8	0.5	1.6	-0.3	0.4	0.0
Services less trade, transportation, and warehousing.....	ID5	3221	31.293	2.4	0.4	-0.1	0.2	0.0	-0.2
Construction.....	ID5	323	0.605	4.3	2.9	0.0	0.1	0.0	0.1
Inputs to stage 3 construction producers.....	ID5	33	1.176	0.8	1.0	-0.7	0.0	-0.4	-0.3
Goods.....	ID5	331	0.571	0.3	0.9	-0.2	-0.4	-0.6	-0.3
Goods excluding foods and energy.....	ID5	3313	0.571	0.3	0.9	-0.2	-0.4	-0.6	-0.3
Services.....	ID5	332	0.605	1.3	1.0	-1.3	0.5	-0.1	-0.4
Trade services.....	ID5	3323	0.558	1.2	1.1	-1.3	0.5	-0.1	-0.4
Transportation and warehousing services.....	ID5	3322	0.016	1.9	1.0	-0.1	-0.1	0.4	-0.1
Transportation and warehousing of goods.....	ID5	33222	0.016	1.9	1.0	-0.1	-0.1	0.4	-0.1
Services less trade, transportation, and warehousing.....	ID5	3321	0.031	1.8	0.1	-0.4	0.3	-0.2	0.1
Stage 2 Intermediate Demand									

See footnotes at end of table.

Table 4. Producer price index percentage changes and weights for Final Demand-Intermediate Demand groupings, not seasonally adjusted — Continued
[August 2024]

Title	Commodity code		Relative Importance Dec. 2023 ¹	Unadjusted 12-month percent change ² Aug. 2023 to Aug. 2024 ^P	Unadjusted 1-month percent change ²				
	Group code	Item code			Mar. to Apr.	Apr. to May ^P	May to June ^P	June to July ^P	July to Aug. ^P
Stage 2 intermediate demand.....	ID5	2	100.000	0.2	1.4	-0.4	0.8	0.4	-1.2
Inputs to stage 2 goods producers.....	ID5	21	50.583	-2.8	2.3	-1.0	1.0	1.0	-2.9
Goods.....	ID5	211	35.955	-5.1	3.1	-1.5	1.3	1.5	-4.0
Foods.....	ID5	2111	4.053	-14.5	-0.7	0.8	-0.5	-0.5	-4.5
Energy.....	ID5	2112	16.236	-9.0	6.0	-3.9	2.8	2.9	-7.5
Goods excluding foods and energy.....	ID5	2113	15.666	1.9	1.0	0.6	0.2	0.6	-0.3
Services.....	ID5	212	14.340	2.9	0.4	0.2	0.4	-0.2	0.0
Trade services.....	ID5	2123	5.608	4.3	0.3	0.8	0.6	-0.5	-0.2
Transportation and warehousing services.....	ID5	2122	4.804	1.5	0.5	0.1	0.1	0.5	-0.3
Transportation of passengers.....	ID5	21221	0.178	-2.6	-2.0	-4.5	4.3	-1.7	-3.4
Transportation and warehousing of goods.....	ID5	21222	4.626	1.6	0.6	0.2	0.0	0.5	-0.1
Services less trade, transportation, and warehousing.....	ID5	2121	3.928	2.7	0.4	-0.5	0.6	-0.5	0.6
Construction.....	ID5	213	0.288	4.3	2.9	0.0	0.1	0.0	0.1
Inputs to stage 2 services producers.....	ID5	22	49.417	3.3	0.5	0.1	0.6	-0.3	0.5
Goods.....	ID5	221	5.237	-0.2	0.5	-0.1	0.1	0.5	0.0
Foods.....	ID5	2211	0.050	-0.8	-0.9	0.2	0.3	0.4	-0.2
Energy.....	ID5	2212	0.321	-12.4	1.0	-6.8	-1.1	4.2	-2.2
Goods excluding foods and energy.....	ID5	2213	4.866	0.8	0.5	0.3	0.1	0.3	0.2
Services.....	ID5	222	43.217	3.8	0.4	0.2	0.7	-0.5	0.6
Trade services.....	ID5	2223	2.365	6.5	-2.9	4.3	1.2	-1.0	3.3
Transportation and warehousing services.....	ID5	2222	2.944	8.6	0.9	3.2	0.5	-0.2	-2.6
Transportation of passengers.....	ID5	22221	0.414	-2.7	-2.1	-4.6	4.5	-1.7	-3.5
Transportation and warehousing of goods.....	ID5	22222	2.530	10.5	1.4	4.5	-0.1	0.1	-2.4
Services less trade, transportation, and warehousing.....	ID5	2221	37.908	3.2	0.6	-0.3	0.7	-0.4	0.6
Construction.....	ID5	223	0.963	4.3	2.9	0.0	0.1	0.0	0.1
Stage 1 Intermediate Demand									
Stage 1 intermediate demand.....	ID5	1	100.000	0.5	0.3	-0.4	0.4	0.4	-0.2
Inputs to stage 1 goods producers.....	ID5	11	32.332	-1.5	0.2	0.4	0.0	0.0	-0.6
Goods.....	ID5	111	23.262	-3.0	0.4	0.5	0.0	-0.2	-0.8
Foods.....	ID5	1111	2.768	-13.5	0.5	2.9	-0.8	-3.3	-2.9
Energy.....	ID5	1112	3.428	-5.2	0.2	-0.5	2.0	0.6	-0.7
Goods excluding foods and energy.....	ID5	1113	17.066	-0.8	0.4	0.3	-0.2	0.1	-0.5
Services.....	ID5	112	9.069	2.4	-0.3	0.2	-0.1	0.7	0.0
Trade services.....	ID5	1123	5.496	1.6	-1.1	0.4	-0.2	0.9	-0.2
Transportation and warehousing services.....	ID5	1122	0.607	-1.1	0.3	-1.2	0.7	-0.2	-0.6
Transportation of passengers.....	ID5	11221	0.104	-2.7	-2.1	-4.7	4.5	-1.7	-3.5
Transportation and warehousing of goods.....	ID5	11222	0.503	-0.8	0.9	-0.4	-0.1	0.1	0.0
Services less trade, transportation, and warehousing.....	ID5	1121	2.966	4.7	1.1	0.0	0.0	0.4	0.5
Construction.....	ID5	113	0.001	4.3	2.9	0.0	0.1	0.0	0.1
Inputs to stage 1 services producers.....	ID5	12	54.779	1.8	0.4	-0.6	0.9	0.7	0.0
Goods.....	ID5	121	16.052	-1.9	0.7	-2.3	0.6	1.2	0.0
Foods.....	ID5	1211	0.064	31.5	1.1	-6.1	7.5	5.1	16.6
Energy.....	ID5	1212	4.999	-9.4	1.4	-7.3	1.9	3.7	-1.2
Goods excluding foods and energy.....	ID5	1213	10.989	1.8	0.3	0.2	0.0	0.1	0.4
Services.....	ID5	122	38.724	3.4	0.3	0.1	1.0	0.5	0.0
Trade services.....	ID5	1223	3.825	0.6	-0.6	0.9	0.1	0.4	-0.6
Transportation and warehousing services.....	ID5	1222	4.432	2.8	-0.5	-1.3	1.1	-0.2	0.0
Transportation of passengers.....	ID5	12221	1.355	-2.7	-2.1	-4.7	4.5	-1.7	-3.5
Transportation and warehousing of goods.....	ID5	12222	3.077	5.2	0.3	0.2	-0.3	0.5	1.5
Services less trade, transportation, and warehousing.....	ID5	1221	30.467	3.9	0.5	0.1	1.0	0.6	0.0
Construction.....	ID5	123	0.003	4.3	2.9	0.0	0.1	0.0	0.1
Inputs to stage 1 construction producers.....	ID5	13	12.891	0.2	0.3	-1.1	-0.2	0.4	-0.1
Goods.....	ID5	131	9.196	-0.2	0.2	-1.2	-0.3	0.5	0.0
Energy.....	ID5	1312	0.752	-18.2	3.0	-14.3	-2.6	7.9	-2.0
Goods excluding foods and energy.....	ID5	1313	8.444	1.7	-0.1	0.1	-0.1	-0.1	0.2
Services.....	ID5	132	3.695	1.3	0.7	-0.8	0.1	0.2	-0.3
Trade services.....	ID5	1323	2.816	1.1	0.7	-1.0	0.2	-0.1	-0.4
Transportation and warehousing services.....	ID5	1322	0.783	1.6	0.6	0.1	-0.3	1.5	-0.1
Transportation and warehousing of goods.....	ID5	13222	0.783	1.6	0.6	0.1	-0.3	1.5	-0.1
Services less trade, transportation, and warehousing.....	ID5	1321	0.096	4.4	0.5	0.1	0.6	-0.1	0.6
Special Groupings of Intermediate Demand by Production Flow									
Total goods inputs to stage 4 intermediate demand.....	ID5	9411	46.013	-0.1	0.4	0.0	0.4	0.1	-0.2
Total services inputs to stage 4 intermediate demand.....	ID5	9412	53.934	3.7	0.5	-0.1	0.3	0.6	0.0
Total construction inputs to stage 4 intermediate demand.....	ID5	9413	0.053	4.3	2.9	0.0	0.1	0.0	0.1
Total foods inputs to stage 4 intermediate demand.....	ID5	9414	5.229	-2.0	1.1	0.9	0.1	-0.1	-1.2

See footnotes at end of table.

Table 4. Producer price index percentage changes and weights for Final Demand-Intermediate Demand groupings, not seasonally adjusted — Continued
 [August 2024]

Title	Commodity code		Relative Importance Dec. 2023 ¹	Unadjusted 12-month percent change ² Aug. 2023 to Aug. 2024 ^p	Unadjusted 1-month percent change ²				
	Group code	Item code			Mar. to Apr.	Apr. to May ^p	May to June ^p	June to July ^p	July to Aug. ^p
Total energy goods inputs to stage 4 intermediate demand.....	ID5	9415	4.941	-4.1	0.7	-2.3	4.2	1.1	-0.7
Total goods less foods and energy inputs to stage 4 intermediate demand.	ID5	9416	35.843	0.9	0.3	0.2	-0.1	-0.1	0.1
Total goods inputs to stage 3 intermediate demand.....	ID5	9311	44.230	-2.0	1.0	-0.6	-0.1	0.5	-1.4
Total services inputs to stage 3 intermediate demand.....	ID5	9312	55.164	2.9	0.2	0.3	0.1	0.1	-0.2
Total construction inputs to stage 3 intermediate demand.....	ID5	9313	0.605	4.3	2.9	0.0	0.1	0.0	0.1
Total foods inputs to stage 3 intermediate demand.....	ID5	9314	10.128	2.4	2.0	2.1	1.2	-0.4	-2.5
Total energy goods inputs to stage 3 intermediate demand.....	ID5	9315	7.005	-14.9	2.2	-8.0	-1.1	4.9	-3.6
Total goods less foods and energy inputs to stage 3 intermediate demand.	ID5	9316	27.097	0.2	0.3	0.3	-0.4	-0.2	-0.4
Total goods inputs to stage 2 intermediate demand.....	ID5	9211	41.192	-4.4	2.8	-1.3	1.1	1.4	-3.5
Total services inputs to stage 2 intermediate demand.....	ID5	9212	57.557	3.5	0.4	0.2	0.6	-0.4	0.4
Total construction inputs to stage 2 intermediate demand.....	ID5	9213	1.251	4.3	2.9	0.0	0.1	0.0	0.1
Total foods inputs to stage 2 intermediate demand.....	ID5	9214	4.103	-14.4	-0.7	0.8	-0.5	-0.5	-4.4
Total energy goods inputs to stage 2 intermediate demand.....	ID5	9215	16.557	-9.0	5.9	-4.0	2.8	3.0	-7.4
Total goods less foods and energy inputs to stage 2 intermediate demand.	ID5	9216	20.532	1.6	0.9	0.6	0.2	0.5	-0.2
Total goods inputs to stage 1 intermediate demand.....	ID5	9111	48.510	-2.1	0.4	-0.8	0.1	0.4	-0.4
Total services inputs to stage 1 intermediate demand.....	ID5	9112	51.488	3.1	0.2	0.0	0.7	0.5	0.0
Total construction inputs to stage 1 intermediate demand.....	ID5	9117	0.004	4.3	2.9	0.0	0.1	0.0	0.1
Total foods inputs to stage 1 intermediate demand.....	ID5	9114	2.832	-12.5	0.5	2.6	-0.6	-3.1	-2.3
Total energy goods inputs to stage 1 intermediate demand.....	ID5	9115	9.179	-8.7	1.1	-5.5	1.6	2.9	-1.1
Total goods less foods and energy inputs to stage 1 intermediate demand.	ID5	9116	36.499	0.6	0.3	0.2	-0.1	0.1	-0.1

¹ Comprehensive relative importance figures are initially computed after the publication of December indexes and are recalculated after final December indexes are available. Individual items and subtotals may not add exactly to totals because of rounding differences.

² All indexes are subject to revision for 4 months after their originally scheduled publication to incorporate late reports and corrections by survey respondents. In addition, seasonally adjusted indexes are subject to change for up to 5 years due to the recalculation of seasonal factors published each January.

³ PPI defines Total finished as including only the personal consumption and private capital investment portions of final demand.

⁴ Trade indexes measure changes in margins received by wholesalers and retailers.

⁵ The PPI definition of foods does not include food and beverages for immediate consumption. PPI defines food and beverages for immediate consumption as the service of preparing meals, snacks, and beverages to customer order for immediate on-premises and off-premises consumption.

⁶ Distributive services include transportation, warehousing, and trade of goods.

⁷ Includes intermediate trade, transportation, and warehousing services.

⁸ Includes crude petroleum.

⁹ Excludes crude petroleum.

^p Preliminary

"/" Data not available.

Table 5. Producer price indexes for Final Demand-Intermediate Demand groupings, not seasonally adjusted
 [August 2024, Index base Nov. 2009=100, unless otherwise indicated]

Title	Other index base	Commodity code		Unadjusted index ¹				
		Group code	Item code	Apr. 2024	May 2024 ^P	June 2024 ^P	July 2024 ^P	Aug. 2024 ^P
Final Demand								
Final demand.....		FD	4	144.563	144.494	145.017	144.896	145.114
Final demand goods.....		FD	41	145.052	144.336	144.261	145.007	144.571
Final demand foods.....		FD	411	151.930	151.813	152.752	152.745	152.956
Finished consumer foods ²	00/82	FD	4111	271.768	270.767	273.023	273.321	275.689
Finished consumer foods, crude.....	00/82	FD	411113	270.620	249.391	262.830	256.633	290.080
Finished consumer foods, processed.....	00/82	FD	41112	270.698	271.629	272.816	273.727	273.141
Government purchased foods.....		FD	4112	157.564	157.909	159.929	161.212	160.320
Foods for export.....		FD	4113	142.739	144.479	143.434	142.090	137.597
Final demand energy.....		FD	412	145.893	141.262	140.036	143.237	140.311
Finished consumer energy goods ²	00/82	FD	4121	230.230	224.172	221.971	226.223	222.266
Government purchased energy.....		FD	4122	152.213	142.850	143.182	148.387	143.750
Energy for export.....		FD	4123	133.155	129.062	126.712	131.563	127.379
Final demand goods less foods and energy.....		FD	413	142.983	143.322	143.321	143.513	143.673
Finished goods less foods and energy ²	00/82	FD	4131	251.946	252.508	252.603	252.838	253.501
Finished consumer goods less foods and energy.....	00/82	FD	41311	279.143	279.936	279.932	280.119	281.133
Nondurable consumer goods less foods and energy.....	00/82	FD	413111	363.571	365.222	365.200	365.396	367.219
Durable consumer goods.....	00/82	FD	413112	192.845	192.886	192.896	193.065	193.353
Private capital equipment.....	00/82	FD	41312	217.051	217.386	217.564	217.830	218.156
Private capital equipment for manufacturing industries.....	00/82	FD	413121	234.620	235.456	235.680	236.121	236.926
Private capital equipment for nonmanufacturing industries.....	00/82	FD	413122	211.802	211.989	212.154	212.368	212.553
Government purchased goods, excluding foods and energy.....		FD	4132	139.528	139.504	139.532	139.822	139.921
Government purchased goods excluding foods, energy, and capital equipment.....		FD	41321	147.377	147.256	147.219	147.651	147.787
Government purchased capital equipment.....		FD	41322	127.545	127.639	127.744	127.858	127.911
Goods for export, excluding foods and energy.....		FD	4133	138.560	139.037	138.933	139.189	138.984
Final demand services.....		FD	42	143.254	143.473	144.263	143.706	144.222
Final demand trade services ³		FD	423	151.734	152.280	153.860	150.954	152.298
Trade of finished goods ²		FD	4231	149.454	150.252	151.746	148.659	149.936
Trade of personal consumption goods.....		FD	42311	148.737	150.546	151.248	148.672	149.031
Trade of private capital equipment.....		FD	42312	150.933	147.245	152.298	146.936	152.351
Trade of government purchased goods.....		FD	4232	167.141	165.929	169.007	166.265	168.080
Trade of government purchased goods, excluding capital equipment.....		FD	42321	170.655	172.423	172.986	173.510	171.985
Trade of government purchased capital equipment.....		FD	42322	160.286	154.635	161.562	153.813	160.755
Trade of exports.....		FD	4233	167.365	166.191	168.005	166.775	168.572
Final demand transportation and warehousing services.....		FD	422	150.996	149.286	150.664	151.388	150.125
Transportation of passengers for final demand.....		FD	4221	139.218	132.771	138.700	136.322	131.576
Transportation of private passengers.....		FD	42211	139.212	132.778	138.695	136.322	131.586
Transportation of government passengers.....		FD	42212	138.958	132.583	138.446	136.094	131.401
Transportation of passengers for export.....		FD	42213	139.252	132.749	138.730	136.331	131.544
Transportation and warehousing of goods for final demand.....		FD	4222	154.761	154.910	154.503	156.435	156.539
Transportation and warehousing of finished goods ²		FD	42221	152.400	152.531	152.154	154.169	154.373
Transportation and warehousing of personal consumption goods.....		FD	422211	153.045	153.179	152.803	154.790	155.087
Transportation and warehousing of private capital equipment.....		FD	422212	149.782	149.902	149.523	151.654	151.473
Transportation and warehousing of government purchased goods.....		FD	42222	154.044	154.055	153.462	155.199	155.773
Transportation and warehousing of exports.....		FD	42223	161.521	161.740	161.302	163.095	162.870
Final demand services less trade, transportation, and warehousing.....		FD	421	138.394	138.682	139.089	139.343	139.709
Finished services less trade, transportation, and warehousing ²		FD	4211	138.497	138.793	139.159	139.451	139.813
Finished consumer services less trade, transportation, and warehousing.....		FD	42111	138.078	138.302	138.686	138.926	139.240
Private capital investment services less trade, transportation, and warehousing.....		FD	42112	142.921	143.785	144.007	144.707	145.450
Government purchased services less trade, transportation, and warehousing.....		FD	4212	129.124	129.454	129.846	130.075	130.180
Gov. purchased services less trade, transportation, and warehousing, excl. capital investment.....		FD	42121	129.888	130.178	130.623	130.835	130.940
Government purchased capital investment services less trade, transportation, and warehousing.....		FD	42122	111.992	112.875	112.493	112.935	113.050
Services for export less trade, transportation, and warehousing.....		FD	4213	148.372	148.495	149.530	149.262	149.994
Final demand construction.....		FD	43	175.033	174.983	175.612	176.916	176.998
Construction for private capital investment.....		FD	431	178.874	178.887	179.620	180.729	180.800
Construction for government.....		FD	432	167.961	167.776	168.184	169.913	170.022
Final Demand Special Groupings								
Final demand less exports.....	04/10	FD	49101	142.260	142.189	142.731	142.586	142.878
Final demand less government.....	04/10	FD	49102	142.543	142.557	143.064	142.874	143.137
Final demand less foods, food and nonalcoholic beverages for immediate consumption, and energy ¹	04/10	FD	49103	142.519	142.723	143.336	142.955	143.370
Final demand less foods and energy ⁴	04/10	FD	49104	142.271	142.507	143.115	142.769	143.192
Final demand less foods and food and nonalcoholic beverages for immediate consumption ⁴	04/10	FD	49105	142.299	142.184	142.675	142.530	142.724

See footnotes at end of table.

Table 5. Producer price indexes for Final Demand-Intermediate Demand groupings, not seasonally adjusted — Continued

[August 2024, Index base Nov. 2009=100, unless otherwise indicated]

Title	Other index base	Commodity code		Unadjusted index ¹				
		Group code	Item code	Apr. 2024	May 2024 ^P	June 2024 ^P	July 2024 ^P	Aug. 2024 ^P
Final demand less foods ⁴	04/10	FD	49106	142.007	141.941	142.434	142.308	142.523
Final demand less energy.....	04/10	FD	49107	142.562	142.778	143.404	143.077	143.488
Final demand less trade services.....	01/10	FD	49108	141.189	140.986	141.274	141.759	141.730
Final demand less distributive services ⁵	01/10	FD	49109	140.776	140.557	140.875	141.299	141.264
Final demand goods less energy.....	01/10	FD	49111	143.411	143.647	143.851	143.998	144.168
Final demand goods less foods.....	04/10	FD	49112	140.476	139.650	139.365	140.252	139.691
Final demand services less trade services.....	04/10	FD	49113	138.361	138.459	138.955	139.250	139.461
Final demand distributive services ⁵	04/10	FD	49114	149.136	149.609	150.852	148.750	149.876
Final demand goods plus final demand distributive services ⁵	04/10	FD	49115	144.647	144.434	144.903	144.465	144.679
Final demand less foods, energy, and trade services ⁴	08/13	FD	49116	131.761	131.909	132.253	132.532	132.713
Private and government purchased capital equipment.....	08/13	FD	49117	131.090	131.278	131.385	131.540	131.717
Private and government purchased capital investment services.....	08/13	FD	49118	135.459	134.539	136.485	134.960	137.306
Total private and government purchased capital investment.....	08/13	FD	49119	136.349	135.952	137.037	136.491	137.734
Total finished ²	01/10	FD	49201	143.252	143.277	143.814	143.582	143.941
Total finished less foods, food and nonalcoholic beverages for immediate consumption, and energy ^{2, 4}	12/10	FD	49202	141.858	142.181	142.800	142.347	142.845
Total finished less foods and energy ^{2, 4}	01/10	FD	49203	142.735	143.051	143.674	143.224	143.717
Total finished less foods and food and nonalcoholic beverages for immediate consumption ^{2, 4}	12/10	FD	49204	141.308	141.372	141.862	141.608	141.916
Total finished less foods ^{2, 4}	01/10	FD	49205	142.747	142.804	143.301	143.047	143.352
Total finished less energy ²	01/10	FD	49206	143.282	143.550	144.208	143.792	144.332
Finished goods ²	00/82	FD	49207	260.028	258.510	258.446	259.780	259.587
Finished goods less energy ²	00/82	FD	49208	256.407	256.545	257.225	257.475	258.508
Finished goods, excluding foods ^{2, 4}	00/82	FD	49209	256.266	254.615	253.938	255.542	254.674
Finished services ²	01/10	FD	49210	141.345	141.666	142.393	141.792	142.317
Private capital investment services.....	04/10	FD	49211	145.567	144.687	146.676	145.191	147.621
Finished distributive services ^{2, 5}	04/10	FD	49212	146.730	147.431	148.669	146.259	147.381
Finished services less trade services ²	04/10	FD	49213	138.119	138.264	138.704	139.028	139.272
Finished services less distributive services ^{2, 5}	04/10	FD	49214	137.607	137.753	138.239	138.470	138.718
Total private capital investment (goods, services, and construction).....	04/10	FD	49215	144.343	143.955	145.121	144.505	145.873
Finished goods plus finished distributive services ²	04/10	FD	49216	145.804	145.703	146.278	145.510	145.992
Total exports.....	04/10	FD	49301	142.074	142.019	142.362	142.414	142.124
Goods for export.....	00/82	FD	49302	232.663	233.269	232.695	233.249	231.685
Services for export.....	04/10	FD	49303	155.584	154.961	156.259	155.935	156.501
Total government purchases.....	04/10	FD	49401	139.592	138.588	139.209	139.891	139.555
Government purchased goods.....	00/82	FD	49402	235.270	231.405	231.949	234.640	232.655
Government purchased services.....	04/10	FD	49403	137.187	137.082	137.997	137.761	138.038
Total government purchased capital investment (goods, services, construction).....	08/13	FD	49404	135.006	134.402	135.356	135.065	135.953
Government purchases, defense.....	05/15	FD	49405	126.454	125.181	125.611	125.773	125.004
Government purchases, non-defense.....	05/15	FD	49406	133.813	133.003	133.658	134.519	134.411
Personal consumption.....	01/10	FD	49501	142.919	143.040	143.437	143.288	143.421
Personal consumption goods (finished consumer goods).....	00/82	FD	49502	278.247	275.917	275.747	277.546	277.126
Personal consumption goods less energy.....	00/82	FD	49503	276.529	276.538	277.526	277.762	279.372
Personal consumption goods less foods.....	00/82	FD	49504	279.046	276.167	274.961	277.389	275.782
Personal consumption nondurable goods less foods.....	00/82	FD	49508	316.774	312.590	310.840	314.278	311.821
Personal consumption services.....	04/10	FD	49505	140.165	140.671	141.204	140.739	140.973
Personal consumption less trade services.....	04/10	FD	49506	140.864	140.564	140.883	141.337	141.413
Personal consumption less distributive services ⁵	04/10	FD	49507	140.661	140.345	140.690	141.090	141.159
Personal consumption less foods and energy.....	04/14	FD	49510	131.268	131.732	132.178	131.799	132.044
Personal consumption less foods, energy, and trade services ³	04/14	FD	49511	129.456	129.556	129.942	130.163	130.384
Personal consumption less foods, energy, and distributive services ⁵	04/14	FD	49512	129.521	129.620	130.040	130.192	130.411
Personal consumption goods plus personal consumption distributive services ⁵	08/13	FD	49509	133.926	134.104	134.322	133.833	133.892
Intermediate Demand by Commodity Type								
Processed goods								
Processed goods for intermediate demand.....	00/82	ID6	1	257.232	255.107	256.301	257.735	256.952
Materials and components for manufacturing.....	00/82	ID6	11	233.579	234.040	234.378	234.600	234.348
Materials for manufacturing.....		ID6	111	144.070	144.433	144.668	144.867	144.349
Materials for food manufacturing.....	00/82	ID6	1111	253.509	254.211	257.774	259.842	260.034
Materials for nondurable manufacturing.....	00/82	ID6	1112	263.171	262.374	262.722	265.828	266.254
Materials for durable manufacturing.....	00/82	ID6	1113	276.458	278.891	277.965	274.238	271.074
Components for manufacturing.....	00/82	ID6	112	190.184	190.392	190.611	190.660	191.221
Components for nondurable manufacturing.....		ID6	1121	146.943	147.415	147.400	147.307	148.040
Components for durable manufacturing.....		ID6	1122	134.269	134.401	134.564	134.605	134.987
Materials and components for construction.....	00/82	ID6	12	355.448	355.278	354.714	354.093	354.985
Materials for construction.....		ID6	121	170.993	170.344	169.968	169.250	168.946
Components for construction.....		ID6	122	179.044	179.438	179.242	179.282	180.348
Processed fuels and lubricants for intermediate demand.....	00/82	ID6	13	248.578	236.241	241.253	247.631	243.656
Processed fuels and lubricants to manufacturing industries.....	00/82	ID6	131	248.696	241.963	252.907	256.970	254.548

See footnotes at end of table.

Table 5. Producer price indexes for Final Demand-Intermediate Demand groupings, not seasonally adjusted — Continued

[August 2024, Index base Nov. 2009=100, unless otherwise indicated]

Title	Other index base	Commodity code		Unadjusted index ¹				
		Group code	Item code	Apr. 2024	May 2024 ^P	June 2024 ^P	July 2024 ^P	Aug. 2024 ^P
Processed fuels and lubricants to nonmanufacturing industries.....	00/82	ID6	132	248.834	234.709	237.871	244.980	240.516
Containers for intermediate demand.....	00/82	ID6	14	305.264	306.635	306.656	308.150	309.967
Supplies for intermediate demand.....	00/82	ID6	15	250.886	251.410	251.727	251.999	252.052
Supplies to manufacturing industries.....	00/82	ID6	151	248.562	249.496	249.851	249.872	250.248
Supplies to nonmanufacturing industries.....	00/82	ID6	152	249.255	249.711	250.020	250.329	250.331
Supplies to nonmanufacturing industries, feeds.....	00/82	ID6	1521	214.193	214.698	215.817	216.976	214.911
Supplies to nonmanufacturing industries, other than feeds.....	00/82	ID6	1522	255.816	256.270	256.476	256.678	256.948
Unprocessed goods								
Unprocessed goods for intermediate demand.....	00/82	ID6	2	249.879	249.743	251.159	253.191	240.863
Unprocessed foodstuffs and feedstuffs.....	00/82	ID6	21	221.675	227.345	226.283	225.758	216.437
Unprocessed nonfood materials.....	00/82	ID6	22	259.513	255.145	258.298	262.100	248.124
Unprocessed nonfood materials except fuel.....	00/82	ID6	221	344.088	332.903	330.301	335.335	324.863
Unprocessed nonfood materials except fuel to manufacturing industries.....	00/82	ID6	2211	317.993	307.103	304.565	309.346	299.025
Unprocessed nonfood materials except fuel to nonmanufacturing industries.....	00/82	ID6	2212	372.889	373.575	373.831	376.312	379.772
Unprocessed fuel.....	00/82	ID6	222	87.208	95.937	110.444	111.727	91.076
Unprocessed fuel to manufacturing industries.....	00/82	ID6	2221	211.761	217.020	218.770	225.272	219.805
Unprocessed fuel to nonmanufacturing industries.....	00/82	ID6	2222	82.676	91.849	107.609	108.621	86.366
Services								
Services for intermediate demand.....		ID6	3	150.365	150.498	151.173	151.380	151.485
Trade services for intermediate demand ⁵		ID6	33	174.903	175.780	175.581	176.676	176.002
Trade services for manufacturing industries.....	12/12	ID6	331	159.775	160.237	159.176	161.187	160.425
Trade services for nonmanufacturing industries.....	12/12	ID6	332	155.661	156.765	157.428	157.439	156.977
Transportation and warehousing services for intermediate demand.....		ID6	32	159.788	160.508	160.482	161.122	160.802
Transportation of passengers for intermediate demand.....		ID6	321	139.020	132.647	138.508	136.157	131.466
Transportation of passengers for manufacturing industries.....		ID6	3211	139.226	132.728	138.705	136.307	131.524
Transportation of passengers for nonmanufacturing industries.....		ID6	3212	139.057	132.698	138.546	136.200	131.519
Transportation and warehousing of goods for intermediate demand.....		ID6	322	162.062	163.446	162.870	163.790	163.878
Transportation and warehousing of goods for manufacturing industries.....	12/12	ID6	3221	130.750	130.816	130.596	131.923	131.851
Transportation and warehousing of goods for nonmanufacturing industries.....	12/12	ID6	3222	145.908	147.460	146.871	147.529	147.649
Services less trade, transportation, and warehousing for intermediate demand.....		ID6	31	141.935	141.799	142.783	142.719	143.067
Services less trade, transportation, and warehousing for manufacturing industries.....		ID6	311	133.709	133.924	134.367	134.385	134.322
Services less trade, transportation, and warehousing for nonmanufacturing industries.....		ID6	312	142.196	142.048	143.051	142.983	143.345
Construction								
Construction for intermediate demand.....		ID6	4	151.679	151.698	151.832	151.899	152.095
Intermediate Demand by Commodity Type Special Groupings								
Processed materials less foods and feeds.....	00/82	ID6	9111	258.841	256.418	257.471	258.880	258.069
Processed foods and feeds.....	00/82	ID6	9112	241.754	242.546	245.132	246.818	246.307
Processed energy goods.....	00/82	ID6	9113	249.732	237.338	242.391	248.791	244.802
Processed materials less energy.....	00/82	ID6	9118	256.015	256.470	256.709	256.909	256.921
Processed materials less foods and energy.....	00/82	ID6	9115	257.358	257.769	257.707	257.715	257.795
Intermediate distributive services ⁶	04/10	ID6	9116	166.834	167.919	167.559	168.563	168.229
Processed goods plus intermediate distributive services.....	04/10	ID6	9117	147.116	146.565	146.941	147.782	147.380
Unprocessed materials less agricultural products.....	00/82	ID6	9211	267.621	261.995	265.958	272.267	257.608
Unprocessed energy materials ⁷	00/82	ID6	9212	198.567	190.792	196.588	202.616	187.429
Unprocessed materials less energy.....	00/82	ID6	9213	275.674	281.830	279.548	278.071	268.909
Unprocessed nonfood materials less energy ⁸	00/82	ID6	9216	436.650	444.160	438.200	433.821	425.320
Intermediate Demand by Production Flow								
Stage 4 Intermediate Demand								
Stage 4 intermediate demand.....		ID5	4	151.280	151.175	151.719	152.304	152.233
Inputs to stage 4 goods producers.....		ID5	41	146.484	147.011	146.584	147.082	146.665
Goods.....		ID5	411	138.621	139.259	139.185	139.022	138.716
Foods.....		ID5	4111	140.940	142.557	142.275	141.277	139.245
Energy.....		ID5	4112	135.191	144.294	144.788	140.570	142.460
Goods excluding foods and energy.....		ID5	4113	138.406	138.816	138.770	138.770	138.710
Services.....		ID5	412	172.655	172.814	171.220	173.902	173.118
Trade services.....		ID5	4123	184.764	185.005	182.455	186.397	185.357
Transportation and warehousing services.....		ID5	4122	137.422	136.524	137.360	137.903	137.179
Transportation of passengers.....		ID5	41221	139.251	132.748	138.729	136.330	131.543
Transportation and warehousing of goods.....		ID5	41222	146.164	146.304	146.191	147.344	147.367
Services less trade, transportation, and warehousing.....		ID5	4121	134.863	135.104	135.633	135.135	135.135
Inputs to stage 4 services producers.....		ID5	42	150.069	149.752	151.081	151.780	151.885

See footnotes at end of table.

Table 5. Producer price indexes for Final Demand-Intermediate Demand groupings, not seasonally adjusted — Continued

[August 2024, Index base Nov. 2009=100, unless otherwise indicated]

Title	Other index base	Commodity code		Unadjusted index ¹				
		Group code	Item code	Apr. 2024	May 2024 ^P	June 2024 ^P	July 2024 ^P	Aug. 2024 ^P
Goods.....		ID5	421	147.128	146.520	149.244	149.750	149.427
Foods.....		ID5	4211	149.764	150.615	151.426	152.365	151.033
Energy.....		ID5	4212	140.978	138.136	146.816	147.766	147.040
Goods excluding foods and energy.....		ID5	4213	149.043	149.295	149.164	149.276	149.503
Services.....		ID5	422	150.822	150.601	151.467	152.229	152.477
Trade services.....		ID5	4223	164.887	165.866	165.270	167.205	166.298
Transportation and warehousing services.....		ID5	4222	156.840	156.357	155.930	156.066	156.448
Transportation of passengers.....		ID5	42221	138.696	132.256	138.179	135.803	131.063
Transportation and warehousing of goods.....		ID5	42222	160.576	161.100	159.596	160.158	161.410
Services less trade, transportation, and warehousing.....		ID5	4221	147.611	147.291	148.442	149.138	149.494
Construction.....		ID5	423	151.679	151.698	151.832	151.899	152.095
Inputs to stage 4 construction producers.....		ID5	43	164.473	163.839	163.284	163.584	163.556
Goods.....		ID5	431	169.332	168.498	167.622	167.828	167.930
Energy.....		ID5	4312	159.950	151.453	144.719	151.154	147.751
Goods excluding foods and energy.....		ID5	4313	174.155	174.073	173.760	173.350	173.804
Services.....		ID5	432	152.017	151.884	152.129	152.665	152.311
Trade services.....		ID5	4323	168.640	168.133	168.544	169.327	168.421
Transportation and warehousing services.....		ID5	4322	146.694	146.673	146.510	148.368	148.076
Transportation of passengers.....		ID5	43221	145.148	138.382	144.604	142.108	137.128
Transportation and warehousing of goods.....		ID5	43222	147.511	147.651	147.334	149.307	149.125
Services less trade, transportation, and warehousing.....		ID5	4321	134.393	134.534	134.785	134.596	134.695
Stage 3 Intermediate Demand								
Stage 3 intermediate demand.....		ID5	3	148.211	148.008	148.026	148.492	147.405
Inputs to stage 3 goods producers.....		ID5	31	155.435	156.476	156.600	156.566	155.094
Goods.....		ID5	311	150.837	152.163	152.347	152.028	150.282
Foods.....		ID5	3111	165.559	169.048	171.022	170.349	166.071
Energy.....		ID5	3112	134.505	135.784	136.356	136.988	135.197
Goods excluding foods and energy.....		ID5	3113	149.734	150.175	149.597	149.363	148.626
Services.....		ID5	312	162.704	162.579	162.464	163.520	163.189
Trade services.....		ID5	3123	168.206	168.086	167.818	168.876	168.496
Transportation and warehousing services.....		ID5	3122	149.883	149.618	149.578	151.191	150.826
Transportation of passengers.....		ID5	31221	148.261	141.341	147.705	145.152	140.058
Transportation and warehousing of goods.....		ID5	31222	149.762	149.864	149.472	151.312	151.207
Services less trade, transportation, and warehousing.....		ID5	3121	137.987	138.126	138.350	138.196	138.132
Inputs to stage 3 services producers.....		ID5	32	141.660	140.581	140.521	141.364	140.553
Goods.....		ID5	321	128.331	120.899	119.822	123.797	120.801
Foods.....		ID5	3211	153.255	153.431	153.221	154.577	153.421
Energy.....		ID5	3212	128.602	116.182	114.581	121.288	116.414
Goods excluding foods and energy.....		ID5	3213	137.803	138.066	137.765	137.532	137.406
Services.....		ID5	322	144.947	145.528	145.732	145.762	145.512
Trade services.....		ID5	3223	194.833	197.323	199.721	198.454	196.514
Transportation and warehousing services.....		ID5	3222	169.102	171.764	171.325	171.938	171.911
Transportation of passengers.....		ID5	32221	104.536	104.279	104.515	104.420	104.231
Transportation and warehousing of goods.....		ID5	32222	169.637	172.314	171.872	172.488	172.461
Services less trade, transportation, and warehousing.....		ID5	3221	135.828	135.727	135.976	135.924	135.713
Construction.....		ID5	323	151.679	151.698	151.832	151.899	152.095
Inputs to stage 3 construction producers.....		ID5	33	143.645	142.581	142.650	142.141	141.649
Goods.....		ID5	331	136.715	136.433	135.912	135.069	134.643
Goods excluding foods and energy.....		ID5	3313	174.207	173.849	173.185	172.110	171.568
Services.....		ID5	332	170.949	168.810	169.588	169.409	168.773
Trade services.....		ID5	3323	175.972	173.624	174.466	174.268	173.551
Transportation and warehousing services.....		ID5	3322	116.629	116.559	116.489	116.920	116.836
Transportation and warehousing of goods.....		ID5	33222	123.107	123.032	122.959	123.414	123.325
Services less trade, transportation, and warehousing.....		ID5	3321	128.489	128.003	128.391	128.126	128.265
Stage 2								
Stage 2 intermediate demand.....		ID5	2	136.546	135.942	137.060	137.542	135.882
Inputs to stage 2 goods producers.....		ID5	21	122.960	121.731	123.002	124.283	120.719
Goods.....		ID5	211	117.181	115.449	116.957	118.753	113.966
Foods.....		ID5	2111	141.102	142.276	141.540	140.859	134.569
Energy.....		ID5	2112	88.412	84.928	87.338	89.898	83.190
Goods excluding foods and energy.....		ID5	2113	142.681	143.588	143.855	144.660	144.274
Services.....		ID5	212	153.995	154.285	154.931	154.681	154.681
Trade services.....		ID5	2123	173.980	175.338	176.349	175.537	175.183
Transportation and warehousing services.....		ID5	2122	170.419	170.521	170.712	171.483	171.048
Transportation of passengers.....		ID5	21221	139.497	133.271	138.997	136.700	132.117
Transportation and warehousing of goods.....		ID5	21222	172.244	172.652	172.579	173.498	173.262
Services less trade, transportation, and warehousing.....		ID5	2121	140.514	139.813	140.601	139.938	140.781
Construction.....		ID5	213	151.679	151.698	151.832	151.899	152.095

See footnotes at end of table.

Table 5. Producer price indexes for Final Demand-Intermediate Demand groupings, not seasonally adjusted — Continued

[August 2024, Index base Nov. 2009=100, unless otherwise indicated]

Title	Other index base	Commodity code		Unadjusted index ¹				
		Group code	Item code	Apr. 2024	May 2024 ^P	June 2024 ^P	July 2024 ^P	Aug. 2024 ^P
Inputs to stage 2 services producers.....		ID5	22	148.616	148.807	149.698	149.178	149.923
Goods.....		ID5	221	144.023	143.852	143.957	144.666	144.729
Foods.....		ID5	2211	110.985	111.176	111.511	111.933	111.682
Energy.....		ID5	2212	154.650	144.208	142.607	148.598	145.363
Goods excluding foods and energy.....		ID5	2213	144.073	144.574	144.787	145.156	145.439
Services.....		ID5	222	148.681	148.920	149.922	149.239	150.078
Trade services.....		ID5	2223	182.052	189.886	192.174	190.241	196.483
Transportation and warehousing services.....		ID5	2222	150.836	155.710	156.496	156.205	152.164
Transportation of passengers.....		ID5	22221	139.660	133.185	139.140	136.751	131.985
Transportation and warehousing of goods.....		ID5	22222	153.486	160.463	160.307	160.398	156.473
Services less trade, transportation, and warehousing.....		ID5	2221	147.850	147.393	148.357	147.699	148.654
Construction.....		ID5	223	151.679	151.698	151.832	151.899	152.095
Stage 1 Intermediate Demand								
Stage 1 intermediate demand.....		ID5	1	146.511	145.969	146.617	147.267	146.973
Inputs to stage 1 goods producers.....		ID5	11	141.961	142.505	142.515	142.577	141.771
Goods.....		ID5	111	138.575	139.217	139.262	138.981	137.883
Foods.....		ID5	1111	133.411	137.221	136.110	131.559	127.785
Energy.....		ID5	1112	122.210	121.633	124.064	124.846	124.034
Goods excluding foods and energy.....		ID5	1113	146.952	147.366	147.045	147.230	146.489
Services.....		ID5	112	155.324	155.599	155.507	156.559	156.569
Trade services.....		ID5	1123	167.047	167.761	167.444	169.014	168.667
Transportation and warehousing services.....		ID5	1122	159.606	157.770	158.861	158.469	157.487
Transportation of passengers.....		ID5	11221	139.225	132.723	138.703	136.304	131.518
Transportation and warehousing of goods.....		ID5	11222	162.840	162.185	162.082	162.179	162.128
Services less trade, transportation, and warehousing.....		ID5	1121	114.516	114.517	114.542	114.999	115.585
Construction.....		ID5	113	151.679	151.698	151.832	151.899	152.095
Inputs to stage 1 services producers.....		ID5	12	147.847	146.906	148.159	149.161	149.133
Goods.....		ID5	121	147.156	143.777	144.633	146.387	146.354
Foods.....		ID5	1211	140.344	131.755	141.585	148.830	173.493
Energy.....		ID5	1212	155.954	144.574	147.318	152.810	150.943
Goods excluding foods and energy.....		ID5	1213	151.126	151.372	151.341	151.424	152.069
Services.....		ID5	122	147.456	147.545	148.959	149.641	149.615
Trade services.....		ID5	1223	174.464	176.104	176.348	177.087	175.977
Transportation and warehousing services.....		ID5	1222	147.496	145.637	147.225	146.974	147.026
Transportation of passengers.....		ID5	12221	139.141	132.644	138.619	136.223	131.440
Transportation and warehousing of goods.....		ID5	12222	167.666	168.052	167.503	168.354	170.952
Services less trade, transportation, and warehousing.....		ID5	1221	143.080	143.292	144.782	145.583	145.654
Construction.....		ID5	123	151.679	151.698	151.832	151.899	152.095
Inputs to stage 1 construction producers.....		ID5	13	164.645	162.858	162.517	163.224	163.110
Goods.....		ID5	131	166.214	164.208	163.672	164.511	164.572
Energy.....		ID5	1312	139.038	119.154	116.105	125.298	122.848
Goods excluding foods and energy.....		ID5	1313	172.204	172.325	172.075	171.947	172.303
Services.....		ID5	132	161.846	160.583	160.717	161.105	160.563
Trade services.....		ID5	1323	172.355	170.552	170.829	170.670	169.938
Transportation and warehousing services.....		ID5	1322	120.965	121.048	120.717	122.533	122.380
Transportation and warehousing of goods.....		ID5	13222	125.122	125.208	124.866	126.745	126.587
Services less trade, transportation, and warehousing.....		ID5	1321	141.975	142.160	143.065	142.889	143.807
Intermediate Demand by Production Flow Special Groupings								
Total goods inputs to stage 4 intermediate demand.....	04/10	ID5	9411	144.291	144.253	144.843	144.954	144.732
Total services inputs to stage 4 intermediate demand.....	04/10	ID5	9412	153.858	153.693	154.187	155.187	155.254
Total construction inputs to stage 4 intermediate demand.....	04/10	ID5	9413	150.422	150.442	150.574	150.641	150.835
Total foods inputs to stage 4 intermediate demand.....	04/10	ID5	9414	141.560	142.820	143.003	142.842	141.148
Total energy goods inputs to stage 4 intermediate demand.....	04/10	ID5	9415	131.951	128.891	134.351	135.862	134.887
Total goods less foods and energy inputs to stage 4 intermediate demand.....	04/10	ID5	9416	147.677	147.935	147.809	147.735	147.855
Total goods inputs to stage 3 intermediate demand.....	04/10	ID5	9311	137.843	136.952	136.811	137.546	135.598
Total services inputs to stage 3 intermediate demand.....	04/10	ID5	9312	147.013	147.449	147.605	147.800	147.535
Total construction inputs to stage 3 intermediate demand.....	04/10	ID5	9313	150.422	150.442	150.574	150.641	150.835
Total foods inputs to stage 3 intermediate demand.....	04/10	ID5	9314	147.263	150.342	152.083	151.499	147.716
Total energy goods inputs to stage 3 intermediate demand.....	04/10	ID5	9315	127.016	116.867	115.619	121.296	116.973
Total goods less foods and energy inputs to stage 3 intermediate demand.....	04/10	ID5	9316	142.009	142.390	141.878	141.639	141.029
Total goods inputs to stage 2 intermediate demand.....	04/10	ID5	9211	114.190	112.697	113.991	115.592	111.522
Total services inputs to stage 2 intermediate demand.....	04/10	ID5	9212	150.432	150.683	151.605	151.021	151.665
Total construction inputs to stage 2 intermediate demand.....	04/10	ID5	9213	150.422	150.442	150.574	150.641	150.835
Total foods inputs to stage 2 intermediate demand.....	04/10	ID5	9214	141.567	142.734	142.010	141.343	135.109
Total energy goods inputs to stage 2 intermediate demand.....	04/10	ID5	9215	87.304	83.815	86.131	88.675	82.145
Total goods less foods and energy inputs to stage 2 intermediate demand.....	04/10	ID5	9216	134.846	135.612	135.852	136.515	136.298
Total goods inputs to stage 1 intermediate demand.....	04/10	ID5	9111	129.820	128.798	128.991	129.514	129.029

See footnotes at end of table.

Table 5. Producer price indexes for Final Demand-Intermediate Demand groupings, not seasonally adjusted — Continued

[August 2024, Index base Nov. 2009=100, unless otherwise indicated]

Title	Other index base	Commodity code		Unadjusted index ¹				
		Group code	Item code	Apr. 2024	May 2024 ^p	June 2024 ^p	July 2024 ^p	Aug. 2024 ^p
Total services inputs to stage 1 intermediate demand.....	04/10	ID5	9112	148.977	149.011	150.076	150.799	150.746
Total construction inputs to stage 1 intermediate demand.....	04/10	ID5	9117	150.422	150.442	150.574	150.641	150.835
Total foods inputs to stage 1 intermediate demand.....	04/10	ID5	9114	125.625	128.920	128.130	124.123	121.234
Total energy goods inputs to stage 1 intermediate demand.....	04/10	ID5	9115	135.816	128.379	130.416	134.170	132.735
Total goods less foods and energy inputs to stage 1 intermediate demand.....	04/10	ID5	9116	127.203	127.453	127.272	127.346	127.272

¹ All indexes are subject to revision for 4 months after their originally scheduled publication to incorporate late reports and corrections by survey respondents. In addition, seasonally adjusted indexes are subject to change for up to 5 years due to the recalculation of seasonal factors published each January.

² PPI defines Total finished as including only the personal consumption and private capital investment portions of final demand.

³ Trade indexes measure changes in margins received by wholesalers and retailers.

⁴ The PPI definition of foods does not include food and beverages for immediate consumption. PPI defines food and beverages for immediate consumption as the service of preparing meals, snacks, and beverages to customer order for immediate on-premises and off-premises consumption.

⁵ Distributive services include transportation, warehousing, and trade of goods.

⁶ Includes intermediate trade, transportation, and warehousing services.

⁷ Includes crude petroleum.

⁸ Excludes crude petroleum.

p Preliminary

"/" Data not available.

Table 6. Producer price index percentage changes for selected aggregate commodity and service groupings, not seasonally adjusted [August 2024]

Title	Commodity code		Unadjusted 12-month percent change ¹ Aug. 2023 to Aug. 2024 ^P	Unadjusted 1-month percent change ¹				
	Group code	Item code		Mar. to Apr.	Apr. to May ^P	May to June ^P	June to July ^P	July to Aug. ^P
Goods								
All commodities.....	00	000000	-0.8	0.7	-0.6	0.2	0.6	-0.7
Farm products, processed foods and feeds.....	PFF	PLUS02	0.7	0.4	0.6	0.3	-0.1	-1.0
Farm products.....	01	—	-2.0	0.4	1.5	-0.3	-1.3	-2.7
Processed foods and feeds.....	02	—	1.9	0.4	0.2	0.6	0.5	-0.3
Industrial commodities.....	IND	THRU15	-1.1	0.8	-0.9	0.2	0.7	-0.7
Textile products and apparel.....	03	—	1.7	0.0	0.5	-0.3	-0.2	-0.1
Hides, skins, leather, and related products.....	04	—	-2.2	0.1	-0.2	-0.3	-0.3	-0.3
Fuels and related products and power.....	05	—	-8.4	2.2	-4.0	0.9	2.6	-2.7
Chemicals and allied products.....	06	—	1.3	0.8	-0.2	0.1	0.8	0.2
Rubber and plastic products.....	07	—	1.0	0.7	-0.2	0.0	0.0	0.2
Lumber and wood products.....	08	—	-1.1	0.4	-0.8	-0.1	-0.6	0.4
Pulp, paper, and allied products.....	09	—	1.8	0.9	-0.1	-0.1	-0.1	0.5
Metals and metal products.....	10	—	-0.8	0.1	1.3	-0.4	-0.4	-0.9
Machinery and equipment.....	11	—	2.7	0.3	0.1	0.1	0.0	0.2
Furniture and household durables.....	12	—	1.3	-0.1	0.3	0.1	0.0	0.3
Nonmetallic mineral products.....	13	—	4.0	-0.7	0.3	0.0	0.4	0.1
Transportation equipment.....	14	—	1.7	0.1	0.0	0.1	0.2	0.1
Miscellaneous products.....	15	—	5.7	0.3	1.3	-0.2	0.3	0.7
Industrial commodities less fuels.....	ILF	T15M05	1.6	0.3	0.2	0.0	0.1	0.0
Other commodity groupings								
Petroleum products, refined.....	05	7	-17.1	3.9	-8.5	-4.6	6.2	-3.1
Industrial chemicals.....	06	1	1.6	2.0	-0.4	0.7	2.2	0.0
Rubber and rubber products.....	07	1	2.3	1.1	0.2	0.2	-0.2	0.0
Lumber.....	08	1	-1.3	1.3	-1.8	-0.3	-0.9	1.9
Iron and steel.....	10	1	-10.0	-2.2	0.0	-1.7	-1.7	-1.7
Nonferrous metals.....	10	2	6.4	2.7	4.3	0.2	0.0	-2.6
General purpose machinery and equipment.....	11	4	3.8	0.7	0.3	0.0	0.1	0.7
Electrical machinery and equipment.....	11	7	1.9	0.1	0.1	0.0	-0.1	-0.1
Electronic components and accessories.....	11	78	-0.8	0.3	-0.2	-0.7	-0.9	-0.4
Aircraft and aircraft equipment.....	14	2	3.8	0.4	0.1	0.2	0.2	0.2
Services and construction								
Transportation services.....	30	—	1.8	-0.1	-0.8	0.6	0.5	-0.3
Services related to transportation activities.....	31	—	9.7	0.9	3.8	0.1	0.3	-1.7
Warehousing, storage, and related activities.....	32	—	2.4	1.7	-0.7	-2.7	0.6	-1.3
Publishing sales, excluding software.....	33	—	5.9	0.1	0.3	0.6	0.4	-0.1
Software publishing.....	34	—	3.0	1.4	0.7	-0.3	-0.2	0.4
Network compensation from broadcast and cable television and radio.....	35	—	0.7	0.0	0.0	0.5	0.0	0.0
Advertising space and time sales.....	36	—	7.7	5.4	0.2	-0.5	-0.4	-1.1
Telecommunication, cable, and internet user services.....	37	—	2.6	1.2	0.5	0.0	0.1	0.1
Data processing and related services.....	38	—	1.4	0.4	0.4	-0.5	0.2	-0.1
Credit intermediation services (partial).....	39	—	6.1	1.4	-1.8	1.0	-2.2	3.0
Investment services.....	40	—	9.6	1.6	-0.5	1.3	1.7	0.4
Insurance and annuities.....	41	—	4.1	0.4	0.6	0.1	0.1	0.3
Commissions and fees from sales and administration of insurance policies (partial).....	42	—	2.6	0.0	0.0	0.0	0.7	0.0
Real estate services (partial).....	43	—	2.3	0.6	-0.1	1.3	0.9	0.2
Rental and leasing of goods (partial).....	44	—	0.6	-1.0	-0.3	3.5	2.0	-1.6
Professional services (partial).....	45	—	5.1	0.8	0.3	0.1	-0.5	0.1
Employment services.....	46	—	-0.2	-0.9	0.0	-0.3	0.7	-0.6
Travel arrangement services.....	47	—	-2.2	0.4	0.2	-0.6	2.1	0.0
Selected security services (partial).....	48	—	6.8	0.2	-0.1	0.4	0.1	-0.1
Cleaning and building maintenance services (partial).....	49	—	2.9	1.1	1.6	0.1	0.2	0.0
Waste collection and remediation services (partial).....	50	—	4.2	1.2	1.5	-0.4	-0.4	-0.3
Health care services.....	51	—	3.3	0.0	0.3	0.1	0.2	0.1
Accommodation services.....	53	—	2.4	1.7	1.6	5.7	-3.0	0.5
Food and beverages for immediate consumption services (partial).....	54	—	3.1	0.2	-0.6	0.5	0.2	-0.4
Repair and maintenance services (partial).....	55	—	6.2	1.0	0.7	0.4	0.2	0.6
Entertainment services (partial).....	56	—	1.6	-1.3	-0.7	-1.9	0.5	-1.0
Wholesale trade services.....	57	—	2.0	1.0	-0.2	1.2	-0.8	0.5
Retail trade services.....	58	—	-2.8	-0.5	1.5	0.0	-1.9	0.7
Metal treatment services.....	59	—	2.3	0.3	-0.2	0.1	-0.1	0.0

See footnotes at end of table.

Table 6. Producer price index percentage changes for selected aggregate commodity and service groupings, not seasonally adjusted — Continued
 [August 2024]

Title	Commodity code		Unadjusted 12-month percent change ¹	Unadjusted 1-month percent change ¹				
	Group code	Item code		Aug. 2023 to Aug. 2024 ^p	Mar. to Apr.	Apr. to May ^p	May to June ^p	June to July ^p
Mining services.....	60	—	3.9	1.3	0.0	-1.0	0.4	1.5
Contract work on textile products, apparel, and leather.....	61	—	2.5	-0.1	-0.1	0.7	0.0	1.4
Construction (partial).....	80	—	1.5	0.4	0.0	0.3	0.7	0.1

¹ All indexes are subject to revision for 4 months after their originally scheduled publication to incorporate late reports and corrections by survey respondents.

^p Preliminary

“—” Data not available.

NOTE: The term “(partial)” denotes incomplete coverage of the index category.

Table 7. Producer price index percentage changes for commodity and service groupings and individual items, not seasonally adjusted
[August 2024]

Title	Commodity code		Unadjusted 12-month percent change ¹	Unadjusted 1-month percent change ¹				
	Group code	Item code		Aug. 2023 to Aug. 2024 ^P	Mar. to Apr.	Apr. to May ^P	May to June ^P	June to July ^P
Goods								
All commodities.....	00	000000	-0.8	0.7	-0.6	0.2	0.6	-0.7
Industrial commodities.....	IND	THRU15	-1.1	0.8	-0.9	0.2	0.7	-0.7
Farm products, processed foods and feeds.....	PFF	PLUS02	0.7	0.4	0.6	0.3	-0.1	-1.0
Farm products.....	01	—	-2.0	0.4	1.5	-0.3	-1.3	-2.7
Fruits & melons, fresh/dry vegs. & nuts.....	01	1	-3.7	-6.7	0.5	-4.5	1.7	-0.2
Fresh fruits and melons.....	01	11	-3.2	7.0	-2.1	-6.3	10.3	-2.9
Citrus fruits.....	01	1101	1.0	-0.2	5.6	3.2	-1.7	6.1
Grapefruits.....	01	110101	5.6	-4.2	-1.0	-13.2	3.7	2.8
Lemons.....	01	110104	-2.8	5.0	16.2	12.1	-0.2	-10.0
Valencia oranges.....	01	110105	56.7	-3.0	-0.5	9.3	-4.6	20.8
Navel oranges.....	01	110106	—	0.6	6.6	-1.3	—	—
Other fruits and berries.....	01	1102	-4.0	8.9	-3.8	-7.6	13.1	-3.8
Plums and fresh prunes.....	01	110201	-7.5	—	—	—	—	-15.5
Nectarines.....	01	110202	-11.4	—	—	—	-19.8	24.6
Cherries.....	01	110203	—	—	—	—	141.9	—
Apricots.....	01	110204	—	—	—	—	—	—
Avocados.....	01	110205	7.1	—	-5.4	14.0	13.5	12.0
Kiwifruit.....	01	110206	—	0.0	0.0	—	—	—
Granny Smith apples.....	01	110208	—	-1.3	-8.8	-2.6	0.4	3.5
Golden delicious apples.....	01	110211	—	-3.9	10.2	0.0	-1.0	11.5
Red delicious apples.....	01	110215	-32.3	-1.8	1.5	-4.5	0.6	-4.1
McIntosh apples.....	01	110216	-9.4	0.0	0.6	0.0	2.2	0.0
Peaches.....	01	110219	-23.1	—	—	—	-3.4	28.3
Gala apples.....	01	110220	-2.3	4.2	10.2	1.6	2.2	0.2
Pears.....	01	110221	6.7	11.4	8.2	3.0	11.7	0.1
Strawberries.....	01	110222	-19.2	40.0	-38.1	-30.8	100.0	-8.3
Raspberries.....	01	110224	0.0	—	—	—	108.3	-32.0
Blackberries.....	01	110225	16.7	—	—	—	0.0	90.9
Blueberries.....	01	110227	-12.1	—	—	17.7	-36.5	-20.8
Grapes.....	01	110228	15.1	0.0	0.0	-0.2	2.2	-3.5
Table grapes.....	01	1102281	41.4	—	—	—	6.9	-10.4
Raisin grapes.....	01	1102282	—	0.0	0.0	0.0	0.0	0.0
Wine grapes.....	01	1102283	6.8	0.0	0.0	0.0	0.0	0.0
Juice grapes.....	01	1102284	-6.6	0.0	0.0	0.0	-6.6	0.0
Fuji apples.....	01	110229	-30.5	0.5	-5.1	1.1	-0.2	-3.9
Empire apples.....	01	110230	—	0.0	0.0	0.0	4.5	0.0
Melons.....	01	1103	-2.9	—	—	-16.4	8.4	-20.3
Cantaloupes.....	01	110301	28.4	—	—	—	-6.0	-26.9
Honeydews.....	01	110302	31.0	—	—	—	11.2	-31.7
Watermelons.....	01	110303	-14.8	—	—	-16.4	16.2	-14.9
Fresh and dry vegetables.....	01	13	-4.9	-18.7	3.1	-4.4	-5.4	2.5
Dry vegetables.....	01	1301	-2.7	-0.8	0.8	0.5	-4.4	-6.5
Dry beans.....	01	13011	1.8	0.0	0.0	0.0	-0.5	-1.9
Dry pinto beans.....	01	130110	11.2	0.0	0.0	0.0	0.0	0.0
Dry great northern beans.....	01	130111	5.0	0.0	0.0	0.0	0.0	0.0
Dry pea beans.....	01	130113	—	0.0	0.0	0.0	0.0	—
Dry kidney beans.....	01	130114	—	0.0	0.0	0.0	—	—
Dry small red beans.....	01	130115	—	0.0	—	—	—	—
Dry garbanzo beans.....	01	130116	-5.6	0.0	0.0	0.0	-2.5	-7.6
Dry black beans.....	01	130117	—	0.0	0.0	0.0	0.0	—
Dry peas and lentils.....	01	13012	-9.5	-1.9	1.9	1.1	-9.7	-13.5
Dry peas.....	01	130120	-3.3	-1.7	7.2	-1.5	-1.6	-10.5
Dry lentils.....	01	130121	-20.0	-2.1	-5.4	5.2	-21.6	-18.9
Fresh vegetables, except potatoes.....	01	1302	14.5	-24.9	6.1	-5.7	-9.1	-0.3
Cabbage.....	01	130211	17.2	-21.6	2.1	68.8	9.1	-30.4
Carrots.....	01	130212	8.5	-7.1	0.0	-0.8	0.0	2.9
Celery.....	01	130213	-6.3	40.8	25.2	-6.7	-37.3	-14.9
Sweet corn.....	01	130214	-48.3	-35.8	-17.2	13.7	-17.0	-40.9
Lettuce.....	01	130215	-14.9	-44.4	40.8	-20.2	-30.7	-8.0
Dry onions.....	01	130216	11.5	-4.7	-24.8	-33.7	16.5	-0.7
Tomatoes.....	01	130217	185.8	-23.3	-17.8	-41.4	79.4	79.3
Snap beans.....	01	130218	—	0.0	—	—	—	—

See footnotes at end of table.

Table 7. Producer price index percentage changes for commodity and service groupings and individual items, not seasonally adjusted — Continued
 [August 2024]

Title	Commodity code		Unadjusted 12-month percent change ¹	Unadjusted 1-month percent change ¹				
	Group code	Item code		Aug. 2023 to Aug. 2024 ^P	Mar. to Apr.	Apr. to May ^P	May to June ^P	June to July ^P
Asparagus.....	01	130221	-	-	-	-7.3	-	-
Broccoli.....	01	130222	19.5	43.6	-7.2	18.6	15.3	-21.1
Cauliflower.....	01	130223	14.0	-12.2	-6.5	54.0	-39.4	-3.7
Spinach.....	01	130224	3.2	13.3	82.2	-52.8	38.2	-1.8
Greens.....	01	130225	-3.2	-0.8	4.3	-4.3	14.8	-13.0
Endive.....	01	130226	102.3	-38.8	37.4	-3.5	-1.5	-10.6
Green peppers.....	01	130228	5.2	-17.1	-11.0	114.1	-31.2	-8.8
Eggplant.....	01	130229	-	-	-20.9	-39.3	29.4	-
Squash.....	01	130231	-12.6	-1.7	-26.9	530.5	-61.3	-34.2
Beets.....	01	130232	67.9	-5.3	10.8	0.9	64.1	-16.2
Cucumbers.....	01	130234	-28.4	-	-26.6	-12.4	-	-
Artichokes.....	01	130235	88.3	-	-	-12.0	-11.6	31.6
Sweet potatoes.....	01	1303	12.7	1.2	-0.7	-0.3	-2.7	2.1
Sweet potatoes.....	01	130301	12.7	1.2	-0.7	-0.3	-2.7	2.1
Potatoes.....	01	1306	-37.0	1.7	-6.4	-2.0	8.3	15.0
Long white potatoes.....	01	130601	-	-	-	-	4.2	-
Round white potatoes.....	01	130602	-	5.7	-	-	23.1	-
Russet potatoes.....	01	130603	-50.4	-0.9	-6.1	-0.5	3.7	19.6
Round red potatoes.....	01	130604	19.1	11.1	-8.6	25.2	11.5	-9.0
Tree nuts.....	01	19	-1.8	0.0	0.0	0.0	0.0	0.0
Tree nuts.....	01	1901	-1.8	0.0	0.0	0.0	0.0	0.0
Pecans.....	01	190101	0.0	0.0	0.0	0.0	0.0	0.0
Almonds.....	01	190102	0.0	0.0	0.0	0.0	0.0	0.0
Filberts.....	01	190103	0.0	0.0	0.0	0.0	0.0	0.0
Walnuts.....	01	190104	0.0	0.0	0.0	0.0	0.0	0.0
Macadamias.....	01	190105	0.0	0.0	0.0	0.0	0.0	0.0
Pistachios.....	01	190106	-16.7	0.0	0.0	0.0	0.0	0.0
Grains.....	01	2	-26.2	-0.3	8.6	-3.7	-10.8	-4.6
Wheat.....	01	21	-27.1	-2.1	18.3	-9.8	-11.0	-5.0
Wheat.....	01	2101	-27.1	-2.1	18.3	-9.8	-11.0	-5.0
Hard red winter wheat.....	01	210101	-28.4	-4.4	23.6	-8.2	-14.1	-4.0
Hard red spring wheat.....	01	210102	-34.8	-4.3	8.4	-17.3	-3.0	-6.8
Soft white wheat.....	01	210103	-17.8	7.7	12.2	-7.1	-6.6	-2.7
Soft red winter wheat.....	01	210104	-14.9	0.8	21.2	-9.4	-11.4	-8.0
Hard amber durum wheat.....	01	210105	-43.1	2.4	0.1	-6.5	-11.4	-5.0
Other grains.....	01	22	-26.5	0.0	7.4	-2.5	-11.3	-4.8
Barley.....	01	2201	-47.2	6.4	3.1	0.8	-9.7	-14.4
Barley.....	01	220101	-47.2	6.4	3.1	0.8	-9.7	-14.4
Corn.....	01	2202	-26.3	0.0	7.5	-2.5	-11.3	-4.7
Corn.....	01	220205	-26.3	0.0	7.5	-2.5	-11.3	-4.7
Oats.....	01	2203	-15.6	-3.2	10.9	-12.7	-4.9	1.7
Oats.....	01	220311	-15.6	-3.2	10.9	-12.7	-4.9	1.7
Rye.....	01	2204	-	-	0.0	0.0	0.0	0.0
Rye.....	01	220415	-	-	0.0	0.0	0.0	0.0
Sorghum.....	01	2205	-20.7	-2.3	7.2	-4.4	-12.5	-3.5
Sorghum.....	01	220501	-20.7	-2.3	7.2	-4.4	-12.5	-3.5
Rough rice.....	01	23	-19.1	0.8	-1.5	-2.6	-1.0	0.0
Rough rice.....	01	2301	-19.1	0.8	-1.5	-2.6	-1.0	0.0
Rough rice.....	01	230103	-19.1	0.8	-1.5	-2.6	-1.0	0.0
Long grain rough rice.....	01	2301031	-7.7	0.6	-1.2	-2.5	-1.3	0.0
Medium/short grain rough rice.....	01	2301032	-38.3	1.4	-2.3	-2.9	-0.5	0.0
Livestock.....	01	3	5.6	3.8	1.1	-0.7	1.9	-4.7
Slaughter cattle.....	01	31	6.9	0.4	2.6	1.4	1.5	-2.6
Slaughter steers and heifers.....	01	3101	1.1	-1.5	2.5	1.1	1.0	-2.6
Slaughter steers and heifers.....	01	310199	1.1	-1.5	2.5	1.1	1.0	-2.6
Slaughter cows and bulls.....	01	3102	29.5	6.7	3.0	2.2	3.3	-3.3
Slaughter cows and bulls.....	01	310299	29.5	6.7	3.0	2.2	3.3	-3.3
Slaughter vealers.....	01	3103	15.3	0.9	0.9	1.0	1.3	6.4
Slaughter vealers.....	01	310399	15.3	0.9	0.9	1.0	1.3	6.4
Slaughter hogs.....	01	32	-13.3	20.1	-4.2	-2.1	4.9	-8.3
Slaughter barrows and gilts.....	01	3201	-13.8	20.6	-3.4	-3.0	4.5	-8.4
Slaughter barrows and gilts.....	01	320199	-13.8	20.6	-3.4	-3.0	4.5	-8.4
Slaughter sows.....	01	3202	4.2	4.5	-34.3	44.7	17.1	-7.7

See footnotes at end of table.

Table 7. Producer price index percentage changes for commodity and service groupings and individual items, not seasonally adjusted — Continued
 [August 2024]

Title	Commodity code		Unadjusted 12-month percent change ¹	Unadjusted 1-month percent change ¹				
	Group code	Item code		Aug. 2023 to Aug. 2024 ^P	Mar. to Apr.	Apr. to May ^P	May to June ^P	June to July ^P
Slaughter sows.....	01	320299	4.2	4.5	-34.3	44.7	17.1	-7.7
Slaughter lambs.....	01	33	-0.6	-3.9	-5.5	2.3	-16.9	-7.8
Slaughter lambs.....	01	3301	-0.6	-3.9	-5.5	2.3	-16.9	-7.8
Slaughter lambs.....	01	330199	-0.6	-3.9	-5.5	2.3	-16.9	-7.8
Feeder and replacement cattle.....	01	34	15.3	1.0	2.2	-2.2	1.3	-5.0
Feeder and replacement cattle.....	01	3401	15.3	1.0	2.2	-2.2	1.3	-5.0
Feeder and replacement cattle.....	01	340199	15.3	1.0	2.2	-2.2	1.3	-5.0
Slaughter poultry.....	01	4	7.4	2.0	0.1	-1.4	1.5	-7.2
Slaughter chickens.....	01	41	14.0	3.9	-0.7	-0.6	0.6	-6.2
Broilers and other meat type chickens.....	01	4102	14.0	3.9	-0.7	-0.6	0.6	-6.2
Slaughter chickens.....	01	410299	14.0	3.9	-0.7	-0.6	0.6	-6.2
Slaughter turkeys.....	01	42	-28.9	-11.7	7.7	-8.6	10.0	-16.0
Slaughter turkeys.....	01	4201	-28.9	-11.7	7.7	-8.6	10.0	-16.0
Slaughter turkeys.....	01	420199	-28.9	-11.7	7.7	-8.6	10.0	-16.0
Slaughter ducks.....	01	43	0.0	0.3	0.0	0.0	0.0	0.0
Slaughter ducks.....	01	4301	0.0	0.3	0.0	0.0	0.0	0.0
Slaughter ducks.....	01	430199	0.0	0.3	0.0	0.0	0.0	0.0
Raw cotton.....	01	5	-23.5	-11.5	-15.6	-1.3	-6.4	0.2
Raw cotton.....	01	51	-23.5	-11.5	-15.6	-1.3	-6.4	0.2
Raw cotton.....	01	5101	-23.5	-11.5	-15.6	-1.3	-6.4	0.2
Raw cotton.....	01	510101	-23.5	-11.5	-15.6	-1.3	-6.4	0.2
Upland cotton.....	01	5101011	-23.5	-12.2	-16.7	-1.2	-6.4	1.4
Pima cotton.....	01	5101012	-23.5	0.0	0.0	-1.8	-6.1	-13.1
Raw milk.....	01	6	16.9	-1.0	7.3	3.6	0.0	1.0
Raw milk.....	01	61	16.9	-1.0	7.3	3.6	0.0	1.0
Raw milk.....	01	6101	16.9	-1.0	7.3	3.6	0.0	1.0
Raw milk.....	01	610102	16.9	-1.0	7.3	3.6	0.0	1.0
Chicken eggs.....	01	7	159.9	7.9	-33.6	55.4	-3.5	44.8
Chicken eggs.....	01	71	159.9	7.9	-33.6	55.4	-3.5	44.8
Eggs for fresh use.....	01	7107	155.0	11.2	-34.8	55.9	-8.9	55.1
Eggs, jumbo.....	01	710701	146.0	8.3	-32.4	55.7	-5.7	58.5
Eggs, extra large.....	01	710702	162.1	8.2	-33.3	62.0	-7.9	58.4
Eggs, large.....	01	710703	169.3	10.9	-35.3	58.7	-7.9	62.5
Eggs, medium.....	01	710704	81.7	16.6	-34.3	38.9	-15.3	14.2
Eggs, small.....	01	710705	53.1	9.3	-38.2	18.6	0.0	5.0
Breaker stock and checks and undergrades.....	01	7108	169.6	2.2	-31.4	54.4	6.1	29.0
Breaker stock.....	01	710801	169.3	2.1	-31.2	54.5	5.6	29.4
Checks and undergrades.....	01	710802	171.7	2.9	-32.9	53.2	10.2	26.0
Hay, hayseeds, and oilseeds.....	01	8	-24.7	-0.4	5.8	-4.6	-1.4	-13.7
Hay and hayseeds.....	01	81	-27.9	5.2	28.1	-17.3	4.2	-27.7
Hay and hayseeds.....	01	8101	-27.9	5.2	28.1	-17.3	4.2	-27.7
Alfalfa hay.....	01	810101	-25.1	-3.2	13.5	-14.5	6.9	-22.1
All other hay.....	01	810102	-30.7	15.5	43.2	-19.6	1.8	-32.8
Oilseeds.....	01	83	-24.2	-1.2	2.4	-2.2	-2.3	-11.4
Oilseeds.....	01	8301	-24.2	-1.2	2.4	-2.2	-2.3	-11.4
Peanuts.....	01	830111	-11.8	2.2	-6.8	-10.7	23.4	-10.1
Cottonseed.....	01	830121	25.0	-13.5	5.2	6.8	2.2	5.0
Soybeans.....	01	830131	-26.6	-1.1	2.7	-2.3	-3.5	-12.5
Flaxseed.....	01	830151	7.5	0.0	-	-	-	-1.7
Sunflower.....	01	830161	-5.3	0.0	6.0	12.5	2.1	3.7
Canola.....	01	830171	-28.1	-0.5	4.0	-6.7	1.0	-10.5
Miscellaneous oil crops.....	01	830181	1.5	1.6	-0.1	-0.9	0.0	0.0
Processed foods and feeds.....	02	-	1.9	0.4	0.2	0.6	0.5	-0.3
Cereal and bakery products.....	02	1	-0.9	-0.4	0.3	-0.2	-0.1	0.0
Bakery products.....	02	11	2.2	-0.4	0.0	0.1	0.1	0.1
Bread (white, wheat, rye, etc.), including frozen.....	02	1102	1.4	-1.1	0.1	0.0	0.2	0.1
Bread (white, wheat, rye, etc.), including frozen.....	02	110201	1.4	-1.1	0.1	0.0	0.2	0.1
White pan bread.....	02	11020111	1.6	-1.4	0.3	-0.2	0.3	0.1
White hearth bread (French, Italian, etc.).....	02	11020112	1.0	-1.3	0.4	0.1	0.0	0.8

See footnotes at end of table.

Table 7. Producer price index percentage changes for commodity and service groupings and individual items, not seasonally adjusted — Continued
 [August 2024]

Title	Commodity code		Unadjusted 12-month percent change ¹	Unadjusted 1-month percent change ¹				
	Group code	Item code		Aug. 2023 to Aug. 2024 ^P	Mar. to Apr.	Apr. to May ^P	May to June ^P	June to July ^P
Dark wheat breads (whole wheat, cracked wheat, multigrain, etc.)....	02	11020113	-1.1	-1.6	0.0	0.0	0.0	-0.2
Other variety breads (rye, unleavened, raisin, potato, self-rising, salt-free, canned, etc.).....	02	11020114	3.3	0.1	-0.3	0.3	0.2	-0.2
Rolls (bread-type), muffins, bagels, and croissants.....	02	1105	1.8	-0.9	-0.2	0.0	-0.1	0.4
Rolls (bread-type), muffins, bagels, and croissants.....	02	110505	1.8	-0.9	-0.2	0.0	-0.1	0.4
Rolls, hamburger and wiener.....	02	11050501	3.0	-1.1	-0.3	-0.2	-0.1	0.4
All other rolls, bread-type (incl. muffins, bagels, and croissants).....	02	11050502	0.9	-0.8	-0.1	0.1	-0.1	0.4
Other sweet goods, excluding frozen.....	02	1107	2.2	0.8	0.0	0.0	0.3	0.0
Other sweet goods, excluding frozen.....	02	110703	2.2	0.8	0.0	0.0	0.3	0.0
Soft cakes, excluding frozen.....	02	1108	2.4	-0.1	0.1	0.1	0.7	-0.1
Soft cakes, excluding frozen.....	02	110803	2.4	-0.1	0.1	0.1	0.7	-0.1
Pies (fruit, cream, and custard), excluding frozen.....	02	1109	-	-0.1	0.1	-0.1	-0.2	0.8
Pies (fruit, cream, and custard), excluding frozen.....	02	110903	-	-0.1	0.1	-0.1	-0.2	0.8
Cookies, crackers, and related products.....	02	1121	2.8	0.0	0.0	0.0	0.0	0.0
Cookies, wafers, and ice cream cones and cups (excluding frozen).....	02	112103	4.3	0.0	0.0	0.0	0.0	0.0
Crackers, biscuits, and related products.....	02	112104	0.0	0.0	0.0	0.0	0.0	0.0
Saltines and all other crackers, cracker meal and crumbs, and biscuits.....	02	1121042	0.0	0.0	0.0	0.0	0.0	0.0
Retail bakery products, excluding retail trade.....	02	1130	3.7	0.6	0.0	0.5	0.0	0.1
Retail bakery products, excluding retail trade.....	02	113001	3.7	0.6	0.0	0.5	0.0	0.1
Flour and flour base mixes and doughs.....	02	12	-2.2	-0.5	1.4	-0.9	-0.7	-0.1
Wheat flour.....	02	1203	-5.4	-1.3	4.6	-2.7	-1.7	-0.6
Wheat flour.....	02	120301	-5.4	-1.3	4.6	-2.7	-1.7	-0.6
Flour base mixes and doughs.....	02	1204	-0.4	-0.1	-0.2	0.0	-0.1	0.2
Flour base mixes and doughs.....	02	120401	-0.4	-0.1	-0.2	0.0	-0.1	0.2
Prepared flour mixes, including refrigerated and frozen doughs and batters, made in flour mills.....	02	1204011	-0.3	0.1	0.0	0.0	0.1	0.0
Flour mixes, excluding cake mixes, made from purchased flour.....	02	1204013	-1.1	-0.1	-0.2	0.0	-0.1	-0.1
Milled rice and byproducts.....	02	13	-5.7	0.2	0.2	0.4	-0.2	-0.2
Head rice.....	02	1301	-3.4	0.4	0.0	-0.2	-0.6	-0.4
Head rice.....	02	130106	-3.4	0.4	0.0	-0.2	-0.6	-0.4
Head rice not packaged with other ingredients.....	02	1301066	-6.1	0.1	-0.1	-0.2	-0.8	-0.6
Milled rice (incl second heads, screenings, brewers, bran, sharps, rice flour, and byproducts).....	02	1302	-8.5	-0.1	0.4	1.2	0.3	0.0
Milled rice (incl second heads, screenings, brewers, bran, sharps, rice flour, and byproducts).....	02	130201	-8.5	-0.1	0.4	1.2	0.3	0.0
Cereal and pasta products.....	02	14	-5.6	-0.4	0.4	-0.3	0.1	0.0
Dry macaroni, spaghetti, and egg noodle products, made from purchased flour.....	02	1402	-1.2	0.0	0.0	0.0	0.0	0.0
Dry macaroni, spaghetti, and egg noodle products, made from purchased flour.....	02	140203	-1.2	0.0	0.0	0.0	0.0	0.0
Dry macaroni, spaghetti, and egg noodle products, made from purchased flour.....	02	14020303	-1.2	0.0	0.0	0.0	0.0	0.0
Cereal and mill products, other than flour.....	02	1409	-6.5	-0.5	0.4	-0.4	0.1	0.0
Manufactured starch, made by wet milling.....	02	140907	-5.1	0.2	0.0	-0.3	2.7	3.6
Wheat mill products, corn mill products, and other grain mill products except flour.....	02	140908	-19.5	-1.5	1.6	-1.1	-1.5	-2.4
Wheat mill products, except flour.....	02	1409081	-30.7	-1.2	3.3	-2.8	-1.5	-6.4
Corn mill products.....	02	1409082	-15.0	-0.3	0.7	-0.7	-0.5	-0.4
Other grain mill products.....	02	1409083	-14.3	-4.7	1.5	0.2	-3.7	-2.2
Breakfast cereal.....	02	140909	1.5	-0.2	0.0	0.0	0.0	0.0
Meats, poultry, and fish.....	02	2	3.0	1.8	0.2	0.7	0.3	-1.8
Meats.....	02	21	4.2	1.3	0.1	2.6	0.9	-2.8
Beef and veal products, fresh or frozen.....	02	2101	1.5	-0.6	-0.5	5.8	-0.4	-6.8
Beef, fresh/frozen variety meats, not canned or made into sausage, made in slaughtering plants.....	02	210126	15.8	2.4	1.8	2.8	3.0	0.9
Beef, fresh/frozen whole/half carcass, not canned or made into sausage, misp.....	02	210131	2.6	-3.9	-0.1	0.3	2.5	-0.8
Beef, fresh/frozen, primal and subprimal cuts, made in slaughtering plants.....	02	210133	-0.1	-0.5	-0.7	6.7	-1.0	-8.3
Lamb/mutton, fresh or frozen, not canned or made into sausage, made in slaughtering plants.....	02	2103	1.6	0.0	-1.2	-1.3	1.5	-0.2
Lamb/mutton, fresh or frozen, not canned or made into sausage, made in slaughtering plants.....	02	210321	1.6	0.0	-1.2	-1.3	1.5	-0.2
Pork products, fresh, frozen, or processed, except sausage.....	02	2104	12.2	2.8	1.3	0.0	1.1	-0.1
Pork, fresh/frozen, unprocessed, all cuts, except sausage, made in slaughtering plants.....	02	210444	24.6	4.4	1.6	0.6	0.6	-1.4
Pork, processed or cured, not canned or made into sausage.....	02	210447	-0.9	0.7	0.9	-0.8	1.9	1.6

See footnotes at end of table.

Table 7. Producer price index percentage changes for commodity and service groupings and individual items, not seasonally adjusted — Continued
 [August 2024]

Title	Commodity code		Unadjusted 12-month percent change ¹	Unadjusted 1-month percent change ¹				
	Group code	Item code		Aug. 2023 to Aug. 2024 ^P	Mar. to Apr.	Apr. to May ^P	May to June ^P	June to July ^P
Pork, processed or cured, not canned or made into sausage, made in slaughtering plants.....	02	2104471	0.9	-5.6	0.7	0.8	0.1	2.0
Pork, processed or cured, not canned or made into sausage, mfpc. . .	02	2104472	-1.6	3.1	0.9	-1.4	2.6	1.4
Pork, sweet-pickled, dry-cured, or dry salt, not canned or made into sausage, mfpc.....	02	21044721	-0.7	0.1	0.6	0.3	0.2	-0.8
Smoked hams and picnics, excluding canned, made from purchased carcasses.....	02	21044722	-0.3	8.3	2.4	-9.0	12.4	-0.6
Smoked slab bacon, made from purchased carcasses.....	02	21044723	-15.0	-1.2	1.6	2.5	0.0	-0.1
Smoked sliced bacon, made from purchased carcasses.....	02	21044724	6.4	3.0	0.4	1.8	-0.4	4.1
Other smoked pork, not canned or made into sausage, made from purchased carcasses.....	02	21044725	-5.0	-0.6	0.2	-0.1	-2.7	-1.2
Boiled ham, barbecue pork, and other cooked pork, excluding canned meats and sausage.....	02	21044726	-19.4	0.0	0.0	0.0	0.0	0.5
Other meats, fresh, frozen, or canned.....	02	2105	1.9	2.6	-0.1	0.5	2.6	0.4
Fresh/processed sausage, deli & cooked meats, etc.....	02	210503	-0.3	1.3	-0.1	0.5	1.8	-0.7
Fresh and processed sausage, deli, and cooked meats, made in slaughtering plants.....	02	2105031	7.6	2.7	-1.5	1.2	4.1	-0.8
Fresh and processed sausage, deli, and cooked meats, mfpc.....	02	2105032	-1.3	1.2	0.1	0.4	1.5	-0.7
Fresh sausage (pork sausage, breakfast links, etc.), excluding canned, mfpc.....	02	21050321	0.3	5.2	-1.7	-1.0	4.6	-2.0
Dry or semidry sausage (salami, cervelat, pepperoni, summer sausage, pork roll, etc), mfpc.....	02	21050322	-5.3	-1.9	1.3	3.3	-0.6	-0.8
Frankfurters, including wieners, excluding canned, made from purchased carcasses.....	02	21050323	-0.3	-0.1	0.3	0.2	-0.6	0.5
Other sausage (smoked or cooked) & jellied goods & similar preparations, excluding canned, mfpc.....	02	21050324	2.2	0.3	1.2	-1.7	1.5	0.6
Boxed meat (beef, pork, lamb, etc.), made from purchased carcasses...	02	210504	3.4	2.3	-1.2	-0.9	6.0	-5.6
Canned meats, excluding dog, cat, and baby food.....	02	210579	3.3	2.7	-1.2	2.4	0.5	-0.4
Frozen ground meat patties and other processed, frozen, or cooked meats, mfpc.....	02	210586	3.3	4.0	0.5	0.8	2.2	4.0
Processed poultry.....	02	22	2.1	2.9	1.7	-1.9	-1.5	0.3
Young chickens, including bulk, chilled, frozen, whole, and in parts.....	02	2203	10.8	5.4	-1.4	2.8	-2.0	0.4
Young chickens, including bulk, chilled, frozen, whole, and in parts.....	02	220333	10.8	5.4	-1.4	2.8	-2.0	0.5
Turkeys, including frozen, whole, and in parts.....	02	2206	-8.8	-0.8	1.2	-2.2	-0.3	-0.3
Turkeys, including frozen, whole, and in parts.....	02	220611	-8.8	-0.8	1.2	-2.2	-0.3	-0.3
Canned, cooked, smoked or prepared poultry.....	02	2208	-8.3	0.1	8.8	-11.3	-1.0	0.4
Canned, cooked, smoked or prepared poultry.....	02	220811	-8.3	0.1	8.8	-11.3	-1.0	0.4
Chicken hens and other poultry/small game.....	02	2209	-3.4	-0.3	-0.2	0.0	-0.8	-1.3
Other poultry/small game (duck, goose, rabbit, etc.).....	02	220911	-7.9	-0.9	-0.5	0.0	-2.5	-1.3
Unprocessed and prepared seafood.....	02	23	-2.6	1.6	-3.3	-4.7	0.7	-0.2
Unprocessed finfish.....	02	2301	-25.1	29.3	-14.2	-37.0	0.7	5.8
Haddock.....	02	230101	15.9	51.7	-12.2	-13.6	13.6	8.6
Halibut.....	02	230102	-12.4	-34.4	-19.5	-7.7	2.1	15.6
Salmon.....	02	230103	-	-	-	-	-	-
Flounder.....	02	230131	-41.2	38.6	-4.9	-53.5	39.9	-19.8
Cod.....	02	230132	-34.9	1.0	10.6	-5.2	16.9	-4.0
Pollock.....	02	230133	-26.3	23.3	75.1	-62.1	-25.7	61.9
Rockfish.....	02	230135	-	-	-	-	-	-
Tuna.....	02	230136	16.3	7.4	-9.6	7.6	2.4	6.4
Other finfish.....	02	230199	-32.8	85.4	-52.6	-17.4	7.3	-15.2
Unprocessed shellfish.....	02	2305	1.7	-4.6	-5.5	-3.8	1.1	-5.0
Shrimp.....	02	230501	3.1	2.7	0.1	0.5	0.7	3.3
Crabs.....	02	230502	-2.7	-	-	-	-	-25.0
Lobsters.....	02	230503	0.2	-8.2	-47.8	-18.1	22.3	14.2
Clams.....	02	230504	-4.5	0.0	-1.5	-0.7	0.0	0.0
Oysters.....	02	230505	-19.7	-6.2	0.0	0.0	-0.2	0.2
Sea scallops.....	02	230506	22.9	-3.7	1.3	3.1	6.6	8.1
Mussels.....	02	230507	0.0	0.0	0.0	0.0	0.0	0.0
Prepared fresh and frozen seafood.....	02	2306	0.3	-0.7	-0.8	0.1	0.6	0.2
Prepared fresh fish/seafood, inc. surimi/surimi-based products.....	02	230601	2.8	0.1	-0.7	1.9	-0.3	0.1
Prepared frozen fish.....	02	230602	0.0	0.0	0.0	-0.7	1.8	1.4
Prepared frozen shellfish.....	02	230603	6.1	1.3	-1.3	0.8	0.6	-0.4
Other prepared fresh and frozen seafood.....	02	230604	-7.5	-4.9	-2.6	-1.6	-0.5	-2.3
Dairy products.....	02	3	7.6	-0.1	2.0	1.6	1.3	0.4
Fluid milk products.....	02	31	9.9	0.5	-0.4	2.4	1.5	0.5
Packaged fluid milk and related products.....	02	3103	11.6	0.7	-1.3	3.2	2.1	0.3
Fluid whole milk.....	02	310301	12.4	1.0	-1.8	3.7	2.6	-0.1

See footnotes at end of table.

Table 7. Producer price index percentage changes for commodity and service groupings and individual items, not seasonally adjusted — Continued
 [August 2024]

Title	Commodity code		Unadjusted 12-month percent change ¹	Unadjusted 1-month percent change ¹				
	Group code	Item code		Aug. 2023 to Aug. 2024 ^P	Mar. to Apr.	Apr. to May ^P	May to June ^P	June to July ^P
Reduced fat and lowfat milk (1/2-2).....	02	310302	11.5	0.6	-2.4	3.6	2.6	0.7
Fat free or skim milk.....	02	310303	11.1	0.1	-2.5	3.2	2.4	0.1
Other fluid milk related products, packaged, incl. cartons, bottles, cans, and dispenser cans.....	02	310304	10.7	0.9	1.7	1.9	0.6	0.5
Cottage cheese.....	02	3104	1.6	-0.1	-1.6	0.1	0.1	0.2
Cottage cheese.....	02	310401	1.6	-0.1	-1.6	0.1	0.1	0.2
Other milk products.....	02	3105	1.7	-0.9	-0.4	0.6	0.7	0.1
Other milk products.....	02	310501	1.7	-0.9	-0.4	0.6	0.7	0.1
Yogurt, excluding frozen.....	02	3105011	-0.2	0.0	0.0	0.0	0.2	0.0
Other packaged milk products.....	02	3105012	4.9	-2.3	-1.2	1.6	1.6	0.3
Bulk fluid milk and cream.....	02	3106	19.4	1.9	1.7	3.3	1.5	1.7
Bulk fluid milk and cream.....	02	310601	19.4	1.9	1.7	3.3	1.5	1.7
Butter.....	02	32	15.7	3.3	2.2	3.5	0.7	-0.6
Butter.....	02	3201	15.7	3.3	2.2	3.5	0.7	-0.6
Butter.....	02	320114	15.7	3.3	2.2	3.5	0.7	-0.6
Natural, processed, and imitation cheese.....	02	33	4.0	-0.9	5.4	1.3	2.0	0.4
Natural cheese, except cottage cheese.....	02	3302	2.8	-1.0	5.2	1.3	1.8	0.2
Natural cheese, except cottage cheese.....	02	330212	2.8	-1.0	5.2	1.3	1.8	0.2
Natural cheese, except lowfat, shipped in consumer packages or containers (3 lbs or less).....	02	3302121	0.8	0.0	0.2	0.3	0.4	0.0
Natural cheese, except lowfat, shipped in packages or containers (more than 3 lbs) or bulk.....	02	3302122	5.5	-1.8	11.1	2.1	2.6	0.9
Lowfat natural cheese, except cottage cheese, shipped in consumer packages (3 lbs. or less).....	02	3302123	0.6	0.0	0.2	0.0	0.1	0.0
Lowfat natural cheese, except cottage cheese, shipped in packages (more than 3 lbs.) or in bulk.....	02	3302124	3.4	-3.3	12.0	2.8	5.5	-0.7
Processed cheese and related products.....	02	3303	7.3	-0.5	7.1	1.0	2.7	1.0
Process cheese and related products.....	02	330312	7.3	-0.5	7.1	1.0	2.7	1.0
Process cheese, shipped in consumer packages or containers (3 lbs. or less).....	02	3303121	4.1	-1.5	7.4	0.9	0.6	0.6
All other process cheese and related products.....	02	3303122	10.0	0.4	6.8	1.1	4.6	1.3
Process cheese shipped in packages or containers (more than 3 lbs.) or in bulk.....	02	33031221	19.7	2.7	-2.2	2.1	13.6	1.3
Cheese food, spread, and other related products.....	02	33031225	1.9	-1.7	15.5	0.3	-3.1	1.2
Raw liquid whey.....	02	3307	70.8	4.3	-1.3	5.8	1.5	6.7
Raw liquid whey.....	02	330701	70.8	4.3	-1.3	5.8	1.5	6.7
Ice cream and frozen desserts.....	02	34	1.1	0.1	0.1	0.2	0.1	0.1
Ice cream and frozen desserts.....	02	3402	1.1	0.1	0.1	0.2	0.1	0.1
Ice cream and frozen desserts.....	02	340201	1.1	0.1	0.1	0.2	0.1	0.1
Ice cream, excl. lowfat and nonfat (incl. custards), shipped in bulk (containers 3 gal or more).....	02	3402011	2.3	0.4	0.0	0.1	0.2	0.4
Ice cream, incl. custards (excl. lowfat and nonfat) shipped in sizes less than 3 gallons.....	02	3402012	1.0	0.0	0.1	0.2	0.1	0.1
Ice cream, including custards (excluding lowfat and nonfat), novelty forms.....	02	3402013	0.6	0.1	0.2	0.1	0.0	0.0
Ice cream, including custards, lowfat and nonfat.....	02	3402014	1.4	0.1	0.0	0.8	0.1	0.0
Frozen desserts containing fats other than butterfat (incl. soy, rice, almond, oats, etc.).....	02	3402016	-1.0	0.0	0.0	-1.0	0.0	0.0
Other frozen desserts (yogurt, sherbet, water ices, mellorine, frozen pudding, gelato, etc.).....	02	3402019	2.4	0.0	0.1	0.3	0.2	0.0
Dry, condensed, and evaporated milk products.....	02	35	12.8	-0.9	0.2	0.7	-0.1	0.5
Dry milk products, including feed grade.....	02	3502	14.8	-1.4	-0.3	0.6	-0.3	0.4
Dry milk products, including feed grade.....	02	350201	14.8	-1.4	-0.3	0.6	-0.3	0.4
Liquid milk products.....	02	3503	10.4	-0.3	1.8	0.8	-0.2	0.8
Consumer-type canned milk products, excluding alternatives.....	02	350301	4.2	0.5	-0.1	0.1	0.0	0.2
Concentrated milk products shipped in bulk (barrels, drums, and tanks).....	02	350303	26.1	-2.2	6.1	2.5	-0.6	2.0
Ice cream mixes and related products.....	02	3505	5.1	1.1	1.2	1.3	0.8	0.4
Ice cream mixes and related products.....	02	350502	5.1	1.1	1.2	1.3	0.8	0.4
Processed fruits and vegetables.....	02	4	3.5	0.3	0.4	0.2	1.0	-0.5
Canned fruits and juices.....	02	41	5.9	-0.1	1.0	0.2	1.4	-0.9
Canned fruits, excluding baby foods.....	02	4101	-0.7	-0.3	0.7	0.9	-0.3	-2.2
Canned fruits, excluding baby foods.....	02	410105	-0.7	-0.3	0.7	0.9	-0.3	-2.2
Canned and fresh fruit juices, nectars, and concentrates.....	02	4102	10.0	0.0	1.2	-0.2	2.4	-0.2
Canned and fresh fruit juices, nectars, and concentrates.....	02	410239	10.0	0.0	1.2	-0.2	2.4	-0.2
Frozen fruits, juices and ades.....	02	42	27.0	0.4	0.7	0.5	7.0	0.8
Frozen fruits.....	02	4202	8.0	1.1	1.7	1.3	1.2	1.2

See footnotes at end of table.

Table 7. Producer price index percentage changes for commodity and service groupings and individual items, not seasonally adjusted — Continued
 [August 2024]

Title	Commodity code		Unadjusted 12-month percent change ¹	Unadjusted 1-month percent change ¹				
	Group code	Item code		Aug. 2023 to Aug. 2024 ^P	Mar. to Apr.	Apr. to May ^P	May to June ^P	June to July ^P
Frozen fruits.....	02	420209	8.0	1.1	1.7	1.3	1.2	1.2
Canned vegetables and juices.....	02	44	0.7	0.2	-0.1	0.3	-0.1	-0.2
Canned vegetables and juices.....	02	4401	0.7	0.2	-0.1	0.3	-0.1	-0.2
Canned vegetables.....	02	440102	-0.8	-0.5	0.8	0.5	0.0	-0.3
Canned catsup and other tomato based sauces.....	02	440127	1.9	0.8	-0.7	0.1	-0.1	-0.1
Frozen vegetables.....	02	45	2.8	1.2	0.0	0.0	0.6	-0.2
Frozen potato products (French-fried, patties, puffs, etc.).....	02	4502	5.3	2.3	0.0	0.0	0.9	-0.3
Frozen potato products (French-fried, patties, puffs, etc.).....	02	450202	5.3	2.3	0.0	0.0	0.9	-0.3
Frozen vegetables, other than potato products.....	02	4505	-0.6	-0.5	0.0	0.1	0.1	-0.1
Frozen vegetables, other than potato products.....	02	450509	-0.6	-0.5	0.0	0.1	0.1	-0.1
Dried and dehydrated food.....	02	48	-3.8	-0.4	1.3	0.2	0.3	-2.0
Dried and dehydrated food.....	02	4801	-3.8	-0.4	1.3	0.2	0.3	-2.0
Dried and dehydrated food.....	02	480101	-3.8	-0.4	1.3	0.2	0.3	-2.0
Soup mixes (including dried/dehydrated/freeze-dried) and bouillon.....	02	48010101	1.0	0.0	0.0	0.0	1.0	0.0
Dried and dehydrated fruits and vegetables, including freeze-dried.....	02	48010102	-4.9	-0.5	0.4	0.3	0.0	-1.4
Sugar and confectionery.....	02	5	9.0	2.5	-0.5	1.4	0.0	1.2
Raw cane sugar and sugarcane mill products and byproducts.....	02	52	0.4	0.0	0.1	-0.9	-0.1	-1.6
Raw cane sugar and sugarcane mill products and byproducts.....	02	5201	0.4	0.0	0.1	-0.9	-0.1	-1.6
Raw cane sugar and sugarcane mill products and byproducts.....	02	520106	0.4	0.0	0.1	-0.9	-0.1	-1.6
Refined sugar products and byproducts.....	02	53	14.4	-0.1	0.4	-0.3	0.1	-0.3
Refined sugar products and byproducts.....	02	5307	14.4	-0.1	0.4	-0.3	0.1	-0.3
Refined granulated cane sugar and byproducts.....	02	530701	11.0	-0.4	0.8	-0.2	0.0	-0.6
Beet sugar.....	02	530702	17.9	0.1	-0.1	-0.4	0.2	-0.1
Confectionery materials.....	02	54	22.6	11.6	-3.2	7.5	-1.3	1.5
Confectionery materials.....	02	5401	22.6	11.6	-3.2	7.5	-1.3	1.5
Corn sweeteners, made by wet milling.....	02	540107	-7.4	-1.0	7.3	-0.7	4.9	-2.4
Chocolate coatings, made from cacao beans.....	02	540108	55.4	12.3	-4.0	10.8	-6.8	5.7
Other chocolate and cocoa products, made from cacao beans.....	02	540109	80.4	27.9	-13.6	17.1	-6.8	5.3
Confectionery end products.....	02	55	4.0	0.5	0.1	-0.1	0.5	1.7
Candy and nuts.....	02	5503	4.3	0.6	0.1	-0.1	0.5	1.8
Chocolate and chocolate-type confectionery products.....	02	550301	5.8	1.6	0.3	0.2	1.0	0.1
Chocolate/chocolate-type confectionery prods, cacao beans.....	02	5503011	3.8	0.0	0.0	0.0	0.0	0.0
Chocolate/confectionery products, made from purchased chocolate, not retailed.....	02	5503014	6.2	2.0	0.3	0.3	1.2	0.1
Nonchocolate-type confectioneries.....	02	550302	2.1	0.0	0.1	0.0	0.0	0.1
Nuts and seeds (salted, roasted, cooked or blanched).....	02	550304	4.5	-0.3	-0.1	-0.8	0.2	5.7
Nuts (salted, roasted, cooked, or blanched), sold in bulk.....	02	5503041	5.0	-0.3	-0.1	-0.8	0.2	6.3
Canned nuts (salted, roasted, cooked, or blanched).....	02	5503042	-0.3	0.1	-0.4	1.3	-2.7	-1.3
All other packaged nuts, including all types of seeds (salted, roasted, cooked, or blanched).....	02	5503043	0.0	-0.2	0.5	-1.7	2.1	0.6
Other confectionery-type products.....	02	550305	0.3	0.0	0.0	0.0	0.0	0.0
Beverages and beverage materials.....	02	6	2.5	-0.2	0.0	0.0	0.3	0.7
Alcoholic beverages.....	02	61	0.9	0.0	-0.3	0.1	0.0	-0.2
Malt beverages.....	02	6101	2.0	0.0	0.0	0.0	0.1	-0.1
Bottled beer and ale.....	02	610101	1.3	-0.2	-0.1	-0.2	0.0	0.0
Canned beer and ale.....	02	610103	0.4	-0.3	0.0	0.0	0.1	-0.2
Beer and ale in barrels and kegs.....	02	610105	4.1	0.3	0.2	0.0	0.0	0.0
All other malt beverages and brewing products.....	02	610108	1.8	-0.7	0.0	0.0	0.0	0.0
Distilled and bottled liquor, excluding brandy.....	02	6102	-0.2	0.0	0.0	0.0	0.0	0.0
Distilled liquor, excluding brandy.....	02	610202	-0.6	0.0	0.0	0.0	0.0	0.0
Distilled whiskey, all other distilled liquor, excluding brandy.....	02	6102022	-0.6	0.0	0.0	0.0	0.0	0.0
Bottled liquor, excluding brandy.....	02	610204	0.2	0.0	0.0	0.0	0.1	0.0
Bottled whiskey.....	02	6102041	0.2	0.0	0.0	0.0	0.1	0.0
Bottled gin, vodka, rum, cordials, cocktails, and similar compounds.....	02	6102042	0.3	0.0	0.0	0.0	0.0	0.0
Wines, brandy, and brandy spirits.....	02	6104	0.0	0.1	-0.9	0.2	-0.1	-0.5
Wines, brandy, and brandy spirits.....	02	610441	0.0	0.1	-0.9	0.2	-0.1	-0.5
Wines, white, red & rose grape, and other fruit, 14 percent or less alcohol.....	02	6104411	0.0	0.1	-1.0	0.2	-0.3	-0.4
Wines, white grape, 14 percent or less alcohol content.....	02	61044111	0.6	0.1	-1.3	0.4	-0.6	0.2
Wines, red grape, 14 percent or less alcohol content.....	02	61044112	-0.7	0.2	-0.7	0.0	0.0	-0.9
Wines, rose grape & other fruits & berries, 14 percent or less alcohol.....	02	61044113	1.3	0.6	-0.4	0.3	1.0	-1.7
Wines, dessert, effervescent, and wine coolers.....	02	6104412	1.4	0.4	-0.4	0.4	0.6	-1.2

See footnotes at end of table.

Table 7. Producer price index percentage changes for commodity and service groupings and individual items, not seasonally adjusted — Continued
 [August 2024]

Title	Commodity code		Unadjusted 12-month percent change ¹	Unadjusted 1-month percent change ¹				
	Group code	Item code		Aug. 2023 to Aug. 2024 ^P	Mar. to Apr.	Apr. to May ^P	May to June ^P	June to July ^P
Other wines, brandy, and brandy spirits.....	02	6104413	-0.7	-0.9	0.2	-0.1	0.8	-1.1
Soft drinks.....	02	62	3.9	-0.2	0.3	-0.3	-0.2	1.3
Soft drinks, non-carbonated and bottled water.....	02	6206	-2.4	0.0	-0.6	-0.9	1.3	-0.1
Bottled water, non-carb, processed or pasteurized.....	02	620608	-0.6	0.2	0.6	-1.5	1.9	0.3
Soft drinks, non-carbonated.....	02	620609	-3.2	-0.1	-1.7	-0.3	0.7	-0.4
Soft drinks, non-carbonated, iced tea and other types.....	02	6206093	6.9	-0.5	-1.3	-1.9	2.8	-0.7
Soft drinks, non-carbonated, fruit drinks, cocktails, ades.....	02	6206094	-8.5	0.2	-1.9	0.7	-0.6	-0.2
Soft drinks, carbonated, bottle/can, all types.....	02	6210	8.2	0.9	0.3	-0.5	-0.2	2.2
Soft drinks, carbonated, bottle/can, all types.....	02	621001	8.2	0.9	0.3	-0.5	-0.2	2.2
Soft drinks, energy and sport.....	02	6211	—	-2.9	1.4	1.0	-2.0	1.2
Soft drinks, energy and sport.....	02	621101	—	-2.9	1.4	1.0	-2.0	1.2
Packaged beverage materials.....	02	63	5.7	-0.6	0.5	0.7	2.9	2.3
Coffee (whole bean, ground, & instant).....	02	6301	6.3	-0.7	0.6	0.8	3.2	2.5
Coffee, concentrated, including coffee substitutes.....	02	630103	0.0	0.0	0.0	0.0	0.0	0.0
Roasted coffee.....	02	630104	6.5	-0.7	0.6	0.9	3.3	2.6
Tea in consumer packages, exc. canned ice tea.....	02	6303	0.2	0.1	0.0	-0.2	0.9	0.1
Tea in consumer packages, exc. canned ice tea.....	02	630313	0.2	0.1	0.0	-0.2	0.9	0.1
Other beverage materials.....	02	64	-1.0	-0.2	0.0	0.9	0.0	0.0
Other beverage materials.....	02	6401	-1.0	-0.2	0.0	0.9	0.0	0.0
Malt and malt byproducts.....	02	640101	-0.3	-0.5	0.0	0.1	0.0	0.0
Liquid beverage bases, excluding use by soft drink bottlers.....	02	640109	-9.0	0.0	0.0	1.3	0.0	0.0
Fats and oils.....	02	7	-10.1	0.4	-2.0	0.2	2.3	-2.8
Shortening, cooking oil, and margarine.....	02	78	-9.5	0.1	-2.4	-0.3	0.4	-0.6
Shortening, cooking oil, and margarine.....	02	7801	-9.5	0.1	-2.4	-0.3	0.4	-0.6
Margarine, butter blends, and butter substitutes.....	02	780109	—	-0.3	1.6	-2.0	0.1	—
Shortening and cooking oils.....	02	780115	-11.3	0.2	-3.4	0.1	0.4	-0.8
Other oilseed processing.....	02	7A	-9.6	0.2	-2.3	0.0	5.1	-4.5
Other oilseed processing.....	02	7A01	-9.6	0.2	-2.3	0.0	5.1	-4.5
Cotton linters.....	02	7A0104	-12.8	1.0	0.3	18.0	9.0	8.5
Cottonseed cake, meal, hulls, and other byproducts.....	02	7A0105	-11.1	-1.7	0.3	0.6	-0.9	-3.0
Cottonseed cake and meal.....	02	7A01051	-12.1	-2.7	3.4	0.9	-3.9	-3.5
Other crude and refined vegetable oils and other vegetable mill products.....	02	7A0106	-3.5	-0.9	0.6	-0.3	-0.1	0.0
Other crude vegetable oils, including linseed, peanut, sunflower, safflower, etc.....	02	7A01061	-2.7	-0.4	0.8	-0.7	-0.3	0.0
Other vegetable oil mill products, including all oil seed cake and meal.....	02	7A01063	-3.5	-1.4	0.5	0.1	0.1	0.0
Corn oil, crude and refined.....	02	7B	-14.0	2.6	0.8	3.1	0.4	-5.3
Corn oil, made by wet milling.....	02	7B01	-14.0	2.6	0.8	3.1	0.4	-5.3
Corn oil, made by wet milling.....	02	7B0101	-14.0	2.6	0.8	3.1	0.4	-5.3
Miscellaneous processed foods.....	02	8	3.0	-0.4	-0.5	0.4	0.5	0.8
Canned jams, jellies, and preserves.....	02	81	0.6	0.1	0.0	0.0	0.0	0.5
Canned jams, jellies, and preserves.....	02	8101	0.6	0.1	0.0	0.0	0.0	0.5
Canned jams, jellies, and preserves.....	02	810102	0.6	0.1	0.0	0.0	0.0	0.5
Pickles and other pickled products, including horseradish.....	02	82	-0.6	0.0	0.0	0.4	0.0	0.0
Pickles and other pickled products.....	02	8201	-0.6	0.0	0.0	0.4	0.0	0.0
Pickles and other pickled products, including horseradish.....	02	820106	-0.6	0.0	0.0	0.4	0.0	0.0
Specialty canning.....	02	84	-5.8	0.0	-0.8	-0.3	-0.1	0.0
Specialty canning.....	02	8401	-5.8	0.0	-0.8	-0.3	-0.1	0.0
Canned dry beans.....	02	840102	0.0	-0.1	0.1	-0.1	-0.3	0.0
Canned soups and stews, excluding frozen and seafood.....	02	840104	0.3	0.3	-0.2	0.0	0.2	0.0
Canned baby foods and other canned specialties/nationality foods.....	02	840105	-21.5	-0.8	-2.6	-1.1	-0.6	0.0
Frozen specialty food.....	02	85	0.2	-0.2	0.3	-0.2	-0.4	0.0
Frozen specialty food.....	02	8501	0.2	-0.2	0.3	-0.2	-0.4	0.0
Frozen cakes, pies, and other pastries.....	02	850109	1.0	-0.3	0.4	0.0	-0.3	0.2
Frozen dinners (beef, pork, and poultry pies) and nationality foods, incl. frozen pizza.....	02	850111	-0.4	-0.2	0.4	-0.2	-0.6	0.0
Other frozen specialties, incl. all whipped topping, waffles, soups, etc., excluding seafood.....	02	850113	1.6	-0.2	0.0	-0.3	-0.2	0.0
Prepared sauces, except tomato.....	02	86	2.6	0.4	0.0	0.0	0.0	0.0
Prepared sauces, excluding tomato-based sauces and sauces comprised of 20 percent or more meat.....	02	8601	2.6	0.4	0.0	0.0	0.0	0.0

See footnotes at end of table.

Table 7. Producer price index percentage changes for commodity and service groupings and individual items, not seasonally adjusted — Continued
 [August 2024]

Title	Commodity code		Unadjusted 12-month percent change ¹	Unadjusted 1-month percent change ¹				
	Group code	Item code		Aug. 2023 to Aug. 2024 ^P	Mar. to Apr.	Apr. to May ^P	May to June ^P	June to July ^P
Prepared sauces, excluding tomato-based sauces and sauces comprised of 20 percent or more meat.....	02	860103	2.6	0.4	0.0	0.0	0.0	0.0
Other miscellaneous processed foods.....	02	89	2.2	-0.7	-0.2	0.1	0.3	-0.6
Other miscellaneous processed foods.....	02	8901	2.2	-0.7	-0.2	0.1	0.3	-0.6
Mayonnaise, salad dressings, and sandwich spreads.....	02	890102	-1.1	-0.2	0.0	0.0	0.0	0.0
Dry mix food preparations.....	02	890148	0.0	0.0	-0.1	0.0	0.0	0.0
Perishable non-frozen prepared food, including tortillas.....	02	890149	3.3	2.2	-1.0	0.7	1.3	-1.4
Perishable prepared foods.....	02	8901492	2.7	3.0	-0.9	1.0	1.0	-1.8
Flavoring extracts, emulsions, liquid flavors, and food colorings.....	02	890151	-0.2	-1.6	0.0	0.0	0.0	0.0
Other flavoring agents, except chocolate syrup.....	02	890154	1.9	1.3	0.9	-1.7	0.9	-1.0
Soft drink flavoring syrup, sold in bulk.....	02	89015411	5.5	0.0	0.0	0.0	0.0	0.0
Other flavoring agents (except chocolate syrups).....	02	89015412	1.7	0.0	0.0	0.0	0.0	0.0
Table salt (evaporated), pepper (white and black), and other spices.....	02	890156	5.3	0.1	0.4	0.8	0.7	0.3
Pepper and other spices in commercial sizes (1 lb or more).....	02	8901566	-	0.5	0.0	4.2	2.3	-
Peanut butter.....	02	890158	1.4	3.8	1.2	0.7	-1.8	0.0
Ice.....	02	890161	6.0	0.0	0.0	5.9	0.0	0.0
Dairy product alternatives, including plant-based.....	02	890162	0.7	0.0	0.5	0.1	0.1	0.0
Dry, condensed, and evaporated dairy product alternatives, including plant-based.....	02	8901621	2.0	0.0	0.0	0.2	0.2	0.3
Liquid dairy product alternatives, including plant-based.....	02	8901622	-0.4	0.1	1.0	0.0	0.0	-0.3
Perishable beverage dairy milk alternatives, including plant-based.....	02	89016221	-	0.0	0.0	0.0	0.0	-0.4
All other liquid dairy product alternatives, including plant-based.....	02	89016222	-	0.4	5.1	0.1	0.0	0.2
Chips (potato, corn, etc.).....	02	890172	3.7	-3.7	-0.2	0.0	0.0	-0.2
Potato chips and sticks, plain and flavored.....	02	8901721	4.1	1.0	0.0	0.1	0.0	-0.6
Corn chips and related products.....	02	8901722	2.9	-11.4	0.0	0.0	0.0	-0.1
Other chips, sticks (hard pretzels, bacon rinds, popcorn (except candied), etc.).....	02	8901723	3.9	0.0	-0.6	0.0	0.0	0.0
Vinegar and cider.....	02	890174	1.1	0.0	0.0	0.0	0.9	0.0
Other food preparations.....	02	890175	-2.8	-1.1	-0.4	-0.6	-0.7	-1.0
Prepared animal feeds.....	02	9	-7.9	-0.9	0.2	0.4	0.4	-0.7
Soybean cake, meal, and other byproducts.....	02	92	-10.1	-1.8	2.3	-0.3	0.4	-1.7
Soybean cake, meal, and byproducts.....	02	9201	-10.1	-1.8	2.3	-0.3	0.4	-1.7
Soybean cake, meal, and byproducts.....	02	920112	-10.1	-1.8	2.3	-0.3	0.4	-1.7
Soybean cake and meal.....	02	9201121	-7.6	-0.8	1.6	0.7	-0.3	-1.9
Other soybean products, including isolates and concentrates.....	02	9201122	-28.3	-10.6	8.7	-9.2	8.2	-0.2
Formula feeds.....	02	93	-8.8	-0.7	0.3	-0.4	0.7	-0.4
Formula feeds.....	02	9301	-8.8	-0.7	0.3	-0.4	0.7	-0.4
Chicken and turkey feed, supplements, concentrates, and premixes.....	02	930102	-15.0	-0.8	1.2	-1.2	0.6	0.2
Dairy cattle feed, supplements, concentrates, and premixes.....	02	930110	-5.8	-1.9	-1.1	0.6	1.7	-0.4
Swine feed, supplements, concentrates, and premixes.....	02	930115	-3.7	0.6	0.6	0.0	0.0	-1.7
Beef cattle feed, supplements, concentrates, and premixes.....	02	930117	-7.6	-1.2	0.5	-0.5	1.1	-0.8
Poultry, exc. chicken and turkey, and livestock, exc. cattle and swine, feed.....	02	930118	-0.7	0.1	-0.3	0.0	0.0	-0.1
Miscellaneous feedstuffs.....	02	94	-6.8	-0.8	-0.4	1.1	0.1	-0.7
Pet food.....	02	9402	0.0	0.0	0.0	0.0	-0.2	0.1
Dog and cat food.....	02	940202	0.6	0.0	0.0	0.0	0.0	0.0
Dog food.....	02	9402021	0.7	0.0	0.0	0.0	0.0	0.0
Canned dog food.....	02	94020211	2.0	0.0	0.0	0.0	0.0	0.0
Dry and semi moist dog food.....	02	94020214	0.4	0.0	0.0	0.0	0.0	0.0
Cat food.....	02	9402022	0.5	0.0	0.0	0.0	0.0	0.0
Canned cat food.....	02	94020224	0.5	0.0	0.0	0.0	0.0	0.0
Dry and semi moist cat food.....	02	94020225	0.6	0.0	0.0	0.0	0.0	0.0
Pet (excluding dog and cat), laboratory, and fur animal feed.....	02	940203	-9.4	-0.7	-0.5	0.1	-3.6	0.9
Miscellaneous feedstuffs other than pet food.....	02	9403	-14.0	-1.7	-0.9	2.5	0.6	-1.6
Meat meal and meat and bone meal.....	02	940301	-33.9	-3.4	-1.2	3.9	0.8	1.0
Wet process corn byproducts.....	02	940317	-20.0	-12.1	1.3	3.2	-7.0	-1.0
Other animal feeds, including fertilizer byproducts and feather.....	02	940325	-10.7	-0.7	-0.8	1.4	-0.7	-0.6
Animal and marine feed and fertilizer byproducts, except meat and bone meal.....	02	9403252	-14.5	-1.1	-2.0	1.7	-1.6	-0.8
Other prepared animal feeds, including feeding materials and adjuncts.....	02	9403253	-7.9	-0.4	0.0	1.2	0.0	-0.6
Miscellaneous byproducts of slaughtering plants.....	02	940333	-9.5	1.5	-1.2	3.3	3.9	-2.0
Distillers' dried grains (dark and light) and dried solubles.....	02	940334	-16.3	-1.6	-3.4	-1.5	-2.5	-4.9
Textile products and apparel.....	03	-	1.7	0.0	0.5	-0.3	-0.2	-0.1
Synthetic fibers.....	03	1	4.0	-1.9	3.4	-2.2	-1.1	0.3

See footnotes at end of table.

Table 7. Producer price index percentage changes for commodity and service groupings and individual items, not seasonally adjusted — Continued
 [August 2024]

Title	Commodity code		Unadjusted 12-month percent change ¹	Unadjusted 1-month percent change ¹				
	Group code	Item code		Aug. 2023 to Aug. 2024 ^P	Mar. to Apr.	Apr. to May ^P	May to June ^P	June to July ^P
Unprocessed filament yarns.....	03	15	4.0	-1.9	3.4	-2.2	-1.1	0.3
Noncellulosic and cellulosic organic fibers.....	03	1504	4.0	-1.9	3.4	-2.2	-1.1	0.3
Noncellulosic fibers.....	03	150401	4.7	-2.2	3.8	-2.4	-1.2	0.1
Noncellulosic organic fibers.....	03	1504014	6.5	-2.9	4.7	-2.9	-1.8	0.3
Polyester manufactured fibers.....	03	15040147	4.0	0.3	0.5	0.6	1.4	0.0
Other noncellulosic organic fibers, incl. polyamide, polyolefin, and producer-textured.....	03	15040149	7.8	-4.3	6.8	-4.6	-3.3	0.4
Processed yarns and threads.....	03	2	-0.3	1.5	-0.4	-0.1	-0.4	0.0
Yarns.....	03	26	-0.3	1.5	-0.4	-0.1	-0.4	0.0
Spun cotton yarns.....	03	2601	0.7	0.0	-0.1	0.0	0.0	-0.2
Spun cotton yarns.....	03	260115	0.7	0.0	-0.1	0.0	-0.1	-0.2
Spun synthetic yarns.....	03	2603	-0.6	0.0	0.0	0.0	0.0	0.0
Spun synthetic yarns.....	03	260304	-0.6	0.0	0.0	0.0	0.0	0.0
Textured and twisted yarns.....	03	2604	-0.7	3.2	-0.8	-0.3	-0.7	0.1
Textured and twisted yarns.....	03	260405	-0.7	3.2	-0.8	-0.3	-0.7	0.1
Other spun noncellulosic and natural fiber (excluding cotton and wool) yarns.....	03	2607	-1.9	0.0	-0.1	0.0	-0.3	0.0
Other spun noncellulosic and natural fiber (excluding cotton and wool) yarns.....	03	260701	-1.9	0.0	-0.1	0.0	-0.3	0.0
Greige fabrics.....	03	3	-0.5	0.2	-0.1	0.2	-0.2	-0.1
Greige broadwoven fabrics.....	03	37	0.5	0.3	-0.1	0.3	-0.3	-0.2
Greige manmade, silk, and other natural fiber (exc cotton/wool) broadwoven fabrics.....	03	3703	0.9	0.2	-0.2	0.5	0.1	-0.3
Greige manmade, silk, and other natural fiber (exc cotton/wool) broadwoven fabrics.....	03	370304	0.9	0.2	-0.2	0.5	0.1	-0.3
Greige knit fabrics.....	03	38	-0.8	0.0	0.0	0.0	0.0	0.0
Weft (circular) knit fabrics, greige goods (excluding hosiery).....	03	3803	-0.3	0.0	0.0	0.0	0.0	0.0
Weft (circular) knit fabrics, greige goods (excluding hosiery).....	03	380301	-0.3	0.0	0.0	0.0	0.0	0.0
Warp knit fabrics, greige goods (excluding hosiery).....	03	3804	-1.2	0.0	0.0	0.0	0.0	0.0
Warp knit fabrics, greige goods (excluding hosiery).....	03	380401	-1.2	0.0	0.0	0.0	0.0	0.0
Tire cord and tire fabric.....	03	39	-3.3	0.2	-0.1	0.0	0.0	0.0
Tire cord and tire fabrics.....	03	3901	-3.3	0.2	-0.1	0.0	0.0	0.0
Tire cord and tire fabrics.....	03	390101	-3.3	0.2	-0.1	0.0	0.0	0.0
Finished fabrics.....	03	4	0.5	0.3	-0.3	0.3	0.0	0.1
Finished broadwoven fabrics.....	03	42	1.1	0.5	-1.2	1.2	0.1	0.1
Finished cotton broadwoven fabrics.....	03	4201	0.1	0.0	0.1	0.0	0.0	-0.1
Finished cotton broadwoven fabrics.....	03	420104	0.1	0.0	0.1	0.0	0.0	-0.1
Finished manmade, silk, and other natural fiber (exc. cotton and wool) broadwoven fabrics.....	03	4203	1.6	0.8	-1.9	1.8	0.1	0.2
Finished manmade, silk, and other natural fiber (exc. cotton and wool) broadwoven fabrics.....	03	420306	1.6	0.8	-1.9	1.8	0.1	0.2
Finished manmade, silk, & natural fiber (exc cotton/wool) broadwoven, finished in weaving mills.....	03	4203061	1.4	0.1	0.1	0.1	0.3	0.0
Finished manmade fiber, silk and other natural fiber broadwoven fabrics, finishing mill.....	03	4203062	1.8	1.2	-3.1	2.9	0.0	0.3
Woven and braided narrow fabrics.....	03	44	1.5	0.3	0.1	0.3	-1.6	0.0
Woven and braided narrow fabrics.....	03	4402	1.5	0.3	0.1	0.3	-1.6	0.0
Woven narrow fabrics (12 inches or less in width).....	03	440204	1.8	0.3	0.1	0.4	-1.9	0.0
Braided narrow fabrics (12 inches or less in width).....	03	440205	-0.6	0.0	-0.1	0.0	0.0	0.0
Nonwoven fabrics and felts.....	03	45	-2.0	0.4	-0.5	0.0	-0.1	0.3
Nonwoven fabrics and felts.....	03	4503	-2.0	0.4	-0.5	0.0	-0.1	0.3
Nonwoven fabrics.....	03	450321	-2.2	0.4	-0.5	0.0	-0.1	0.4
Pressed, punched, or needled felts, excluding hats.....	03	450333	1.3	0.0	0.0	1.1	0.0	-0.1
Coated fabrics, not rubberized.....	03	46	1.3	0.3	0.2	0.1	0.2	0.2
Coated fabrics, not rubberized.....	03	4601	1.3	0.3	0.2	0.1	0.2	0.2
Vinyl coated fabrics, including expanded vinyl coated.....	03	460102	-0.5	0.0	-0.6	0.1	-0.1	0.1
Coated or laminated fabrics and coated yarns, incl. impregnated fabrics.....	03	460103	2.0	0.4	0.5	0.1	0.3	0.2
Screen printed textile materials, embroideries, and lace goods.....	03	47	1.6	0.1	0.1	0.1	0.3	-0.1
Screen printed textile and apparel materials and embroideries.....	03	4701	1.6	0.1	0.1	0.1	0.3	-0.1
Embroideries (excluding Schiffli machine products) and embroidery contractors.....	03	470103	1.3	-0.2	0.1	0.4	0.0	0.0
Screen printing on garments, apparel accessories, and other fabric articles, excluding labels.....	03	470108	1.7	0.1	0.1	0.0	0.4	-0.1

See footnotes at end of table.

Table 7. Producer price index percentage changes for commodity and service groupings and individual items, not seasonally adjusted — Continued
 [August 2024]

Title	Commodity code		Unadjusted 12-month percent change ¹	Unadjusted 1-month percent change ¹				
	Group code	Item code		Aug. 2023 to Aug. 2024 ^P	Mar. to Apr.	Apr. to May ^P	May to June ^P	June to July ^P
Knit fabrics, finished in knitting mills.....	03	48	1.2	-0.1	0.0	0.2	0.0	0.3
Weft (circular) knit fabrics, knit and finished in the same establishment (excluding hosiery).....	03	4801	0.1	-0.2	0.0	0.0	0.0	0.2
Weft (circular) knit fabrics, knit and finished in the same establishment (excluding hosiery).....	03	480101	0.1	-0.2	0.0	0.0	0.0	0.2
Warp knit goods, knit and finished in the same establishment.....	03	4802	2.5	-0.1	-0.1	0.5	0.0	0.3
Warp knit goods, knit and finished in the same establishment.....	03	480201	2.5	-0.1	-0.1	0.5	0.0	0.3
Warp knit fabrics, knit and finished in same establishment.....	03	4802011	2.6	-0.1	0.0	0.6	0.0	0.3
Apparel & other fabricated textile prods.....	03	8	3.4	0.2	0.3	0.1	0.0	0.0
Apparel.....	03	81	1.7	0.2	0.0	0.1	0.0	0.0
Miscellaneous apparel and accessories.....	03	8104	3.7	0.9	0.0	0.0	0.1	0.1
Men's and boys' fabric, straw, and felt hats, made from purchased materials.....	03	810414	12.7	5.0	0.0	0.0	1.4	-1.4
Women's, girls', and infants' fabric, straw, and felt hats, made from purchased materials.....	03	810415	—	—	—	—	—	0.0
Hat bodies and fabric caps, made from purchased materials.....	03	810416	1.9	0.0	0.0	0.0	-3.4	0.0
Gloves and mittens, made from purchased materials.....	03	810424	1.1	0.0	0.0	0.0	0.0	1.1
Leather and sheep-lined apparel, made from purchased materials.....	03	810428	2.7	0.0	0.0	0.0	0.0	0.0
Apparel and accessories, n.e.c.....	03	810441	1.8	0.0	0.0	0.0	0.0	0.2
All other cut and sew apparel, made from purchased materials.....	03	81044118	2.6	0.0	0.0	0.0	0.0	0.3
Fabricated apparel accessories.....	03	8104412	0.0	0.0	0.0	0.0	0.0	0.0
All other apparel accessories, made from purchased materials.....	03	81044125	0.0	0.0	0.0	0.0	0.0	0.0
Women's, girls', and infants' cut and sew apparel.....	03	8106	1.6	0.0	0.0	0.3	0.0	0.0
Women's and girls' blouses and shirts, made from purchased fabrics.....	03	810603	-1.4	0.0	0.0	0.0	0.0	0.0
Women's and girls' dresses, made from purchased fabrics.....	03	810611	5.0	0.0	0.0	0.3	0.0	0.0
Women's and girls' lingerie and nightwear, made from purchased fabrics.....	03	810647	0.0	0.0	0.0	0.0	0.0	0.0
Women's and girls' other outerwear, made from purchased fabrics.....	03	810661	0.9	0.0	0.1	0.5	0.0	0.0
Men's and boys' cut and sew apparel.....	03	8107	0.3	-0.3	-0.1	0.0	0.0	0.0
Men's and boys' pants, except work pants, made from purchased fabrics.....	03	810703	—	0.0	0.0	0.0	0.0	—
Men's and boys' work clothing, made from purchased fabrics.....	03	810713	-2.6	-1.3	-1.4	0.0	0.0	0.0
Men's and boys' shirts, except work shirts, made from purchased fabrics.....	03	810723	1.9	0.0	0.0	0.0	0.0	0.0
Men's and boys' suits, coats, and overcoats, made from purchased fabrics.....	03	810735	1.3	0.0	0.4	0.0	0.0	0.0
Men's and boys' other outerwear, made from purchased fabrics.....	03	810744	-0.2	0.1	0.0	-0.1	0.0	0.0
Men's and boys' nightwear, robes, and underwear, made from purchased fabrics.....	03	810761	0.7	0.0	0.0	0.0	0.0	0.0
Apparel made in knitting mills.....	03	8108	0.3	0.0	0.0	0.0	0.0	0.0
Knit outerwear, underwear, and nightwear, made in knitting mills.....	03	810808	1.7	0.0	0.0	0.0	0.0	0.0
Hosiery and socks.....	03	810831	-0.2	0.0	0.0	0.0	0.0	0.0
Textile house furnishings.....	03	82	1.5	0.2	0.6	0.0	-0.1	0.0
Textile house furnishings.....	03	8203	1.5	0.2	0.6	0.0	-0.1	0.0
Curtains and draperies, made from purchased materials.....	03	820304	3.0	0.0	1.9	0.0	0.0	0.0
Other textiles, including towels and bed textiles.....	03	820312	0.9	0.3	0.1	0.0	-0.1	0.0
Fabricated textile products, made in weaving mills.....	03	8203121	6.4	3.1	0.3	-0.1	-1.3	0.1
Other household textile products.....	03	8203122	0.4	0.0	0.0	0.0	0.0	0.0
Bedspreads, made from purchased materials.....	03	82031221	0.0	0.0	0.0	0.0	0.0	0.0
Sheets and pillowcases, made from purchased materials.....	03	82031223	0.0	0.0	0.0	0.0	0.0	0.0
Other household furnishings, made from purchased materials.....	03	82031226	0.5	0.0	0.1	0.0	0.0	0.0
Industrial and other fabricated products.....	03	83	5.5	0.2	0.5	0.1	0.0	0.0
Industrial and other fabricated products.....	03	8303	5.5	0.2	0.5	0.1	0.0	0.0
Rope, cordage, and twine.....	03	830321	1.5	-0.1	0.1	0.8	0.1	0.1
Duffle bags.....	03	830333	—	0.0	0.1	0.0	0.0	0.0
All other textile bags.....	03	830334	2.9	0.0	0.3	0.0	0.0	0.0
Canvas and related products.....	03	830345	4.5	0.4	0.9	0.0	0.0	0.0
All other fabricated textile products, excluding trimming and findings.....	03	830351	7.6	-0.1	0.2	0.0	0.1	0.0
All other miscellaneous fabricated textile products.....	03	8303516	1.9	-0.2	0.4	0.1	0.1	0.0
Trimming and findings, excluding automobile and apparel.....	03	830361	5.2	0.1	0.0	-0.2	0.0	0.0
Miscellaneous textile products/services.....	03	9	-2.1	-0.3	-0.7	0.0	0.1	-2.7
Miscellaneous textile products/services.....	03	94	-2.1	-0.3	-0.7	0.0	0.1	-2.7
Miscellaneous textile products/services.....	03	9401	-2.1	-0.3	-0.7	0.0	0.1	-2.7
Textile and fabric finishing, except broadwoven.....	03	940103	-7.7	-1.6	-0.5	0.4	0.2	0.8
Hides, skins, leather, and related products.....	04	—	-2.2	0.1	-0.2	-0.3	-0.3	-0.3

See footnotes at end of table.

Table 7. Producer price index percentage changes for commodity and service groupings and individual items, not seasonally adjusted — Continued
 [August 2024]

Title	Commodity code		Unadjusted 12-month percent change ¹	Unadjusted 1-month percent change ¹				
	Group code	Item code		Aug. 2023 to Aug. 2024 ^P	Mar. to Apr.	Apr. to May ^P	May to June ^P	June to July ^P
Hides and skins, incl. cattle.....	04	1	-17.8	-0.9	-1.3	-1.1	-1.9	-2.2
Hides and skins, incl. cattle.....	04	19	-17.8	-0.9	-1.3	-1.1	-1.9	-2.2
Hides, skins, and pelts, made in slaughtering plants.....	04	1901	-17.8	-0.9	-1.3	-1.1	-1.9	-2.2
Hides, skins, and pelts, made in slaughtering plants.....	04	190108	-17.8	-0.9	-1.3	-1.1	-1.9	-2.2
Leather.....	04	2	-1.1	-0.2	-0.2	-0.9	-0.9	-0.2
Finished and unfinished leather.....	04	27	-1.1	-0.2	-0.2	-0.9	-0.9	-0.2
Finished and unfinished leather.....	04	2701	-1.1	-0.2	-0.2	-0.9	-0.9	-0.2
Finished and unfinished leather.....	04	270102	-1.1	-0.2	-0.2	-0.9	-0.9	-0.2
Footwear.....	04	3	1.8	0.8	0.0	0.0	0.1	-0.1
Men's nonathletic footwear.....	04	31	1.9	0.5	0.0	0.0	0.0	0.0
Men's footwear (size 6 and larger), excluding athletic.....	04	3105	1.9	0.5	0.0	0.0	0.0	0.0
Men's footwear (size 6 and larger), excluding athletic.....	04	310501	1.9	0.5	0.0	0.0	0.0	0.0
Women's nonathletic footwear.....	04	32	2.7	2.1	0.0	0.0	0.5	-0.6
Women's footwear (size 4 and larger), excluding athletic.....	04	3205	2.7	2.1	0.0	0.0	0.5	-0.6
Women's footwear (size 4 and larger), excluding athletic.....	04	320501	2.7	2.1	0.0	0.0	0.5	-0.6
Other footwear including slippers.....	04	39	-	0.0	0.0	0.0	0.0	-
Other footwear, excluding rubber and plastic soled footwear.....	04	3901	-	0.0	0.0	0.0	0.0	-
Other footwear, excluding rubber and plastic soled footwear.....	04	390104	-	0.0	0.0	0.0	0.0	-
Other leather and related products.....	04	4	1.7	0.0	0.0	0.0	0.4	0.2
Luggage and small leather goods.....	04	41	1.7	0.0	0.0	0.0	0.0	0.0
Luggage and small leather goods.....	04	4101	1.7	0.0	0.0	0.0	0.0	0.0
Luggage (including suitcases, travel bags, backpacks, and other types).....	04	410112	3.0	0.0	0.0	0.0	0.0	0.0
Women's and children's handbags and purses.....	04	410128	0.2	0.0	0.0	0.0	0.0	0.0
Personal leather goods (excluding women's handbags and purses).....	04	410132	1.1	0.0	0.0	0.0	0.0	0.0
Leather and leather-like goods, n.e.c.....	04	45	1.6	0.0	0.0	0.0	0.8	0.5
Leather and leather-like goods, n.e.c.....	04	4501	1.6	0.0	0.0	0.0	0.8	0.5
All other leather goods.....	04	450101	1.5	0.0	0.0	0.0	0.9	0.3
Boot and shoe cut stock and findings.....	04	4501011	0.0	0.0	0.0	0.0	0.0	0.0
All other miscellaneous leather goods.....	04	4501014	1.7	0.0	0.0	0.0	1.0	0.3
Leather belts, made from purchased materials.....	04	450111	2.7	0.0	0.0	0.0	0.0	2.7
Fuels and related products and power.....	05	-	-8.4	2.2	-4.0	0.9	2.6	-2.7
Coal.....	05	1	6.2	-0.7	1.1	-2.1	3.4	1.3
Coal.....	05	13	6.2	-0.7	1.1	-2.1	3.4	1.3
Coal.....	05	1301	6.2	-0.7	1.1	-2.1	3.4	1.3
Unprepared bituminous coal and lignite (utility sold).....	05	130101	4.6	4.5	-3.6	-1.5	0.0	2.4
Unprepared bituminous coal and lignite from surface mine (utility sold).....	05	1301011	-2.3	5.4	-0.5	-3.0	-4.1	3.9
Unprepared bituminous coal and lignite from underground mine (utility sold).....	05	1301012	12.9	3.6	-6.8	0.2	4.5	0.9
Prepared bituminous coal and lignite (utility sold).....	05	130102	8.5	-1.6	2.8	-2.7	4.9	1.2
Prepared bituminous coal & lignite, from surface mine (utility sold).....	05	1301021	0.2	-4.0	14.6	-11.3	7.5	1.9
Prepared bituminous coal & lignite, from underground mine (utility sold).....	05	1301022	12.9	-0.6	-2.3	1.7	3.7	0.9
Coal exports.....	05	130103	-7.8	-0.5	-4.0	0.0	-0.4	1.3
Coal non-utility sold (including anthracite).....	05	130104	6.3	-0.6	0.2	0.3	0.1	0.0
Gas fuels.....	05	3	-25.8	0.8	6.3	13.6	0.2	-19.8
Natural gas.....	05	31	-39.0	-4.9	17.4	27.5	-0.1	-29.8
Natural gas.....	05	3101	-39.0	-4.9	17.4	27.5	-0.1	-29.8
Natural gas.....	05	310105	-39.0	-4.9	17.4	27.5	-0.1	-29.8
Natural gas from the wellhead.....	05	3101051	-40.9	-4.5	18.5	26.8	-2.1	-32.1
Natural gas from processing facilities.....	05	3101052	-28.1	-7.4	9.9	33.0	13.0	-16.5
Liquefied petroleum gas.....	05	32	-5.6	6.3	-3.2	-0.9	0.6	-6.6
Liquefied petroleum gas.....	05	3201	-5.6	6.3	-3.2	-0.9	0.6	-6.6
Isopentane and natural gasoline.....	05	320102	1.5	6.6	-6.4	1.2	6.1	-3.3
Propane.....	05	320104	34.1	-8.1	12.0	16.0	12.6	-9.3
Butane.....	05	320105	30.3	9.9	-10.8	15.1	12.2	-4.1
Plant condensate, ethane, gas mixtures, and other natural gas liquids.....	05	320108	-22.6	9.4	-4.3	-8.7	-7.6	-7.3
Electric power.....	05	4	1.7	-0.6	0.0	6.2	-0.5	-0.5
Residential electric power.....	05	41	1.3	-0.4	0.5	3.4	-0.6	-0.9

See footnotes at end of table.

Table 7. Producer price index percentage changes for commodity and service groupings and individual items, not seasonally adjusted — Continued
 [August 2024]

Title	Commodity code		Unadjusted 12-month percent change ¹	Unadjusted 1-month percent change ¹				
	Group code	Item code		Aug. 2023 to Aug. 2024 ^P	Mar. to Apr.	Apr. to May ^P	May to June ^P	June to July ^P
Residential electric power.....	05	4121	1.3	-0.4	0.5	3.4	-0.6	-0.9
Residential electric power.....	05	412101	1.3	-0.4	0.5	3.4	-0.6	-0.9
Residential electric power, New England.....	05	4121011	-0.2	-4.0	0.0	-0.1	-8.4	-1.2
Residential electric power, Middle Atlantic.....	05	4121012	8.5	-3.0	0.4	2.5	1.6	1.1
Residential electric power, East North Central.....	05	4121013	7.2	0.9	-1.1	7.2	-0.3	-0.3
Residential electric power, West North Central.....	05	4121014	3.6	3.5	-0.5	12.2	1.9	0.9
Residential electric power, South Atlantic.....	05	4121015	1.0	0.2	0.8	4.4	-0.2	-0.3
Residential electric power, East South Central.....	05	4121016	-0.1	-3.5	-1.6	3.5	-0.6	0.3
Residential electric power, West South Central.....	05	4121017	-10.9	0.4	2.1	1.7	0.5	-7.8
Residential electric power, Mountain.....	05	4121018	6.4	-0.3	4.4	0.1	1.1	0.0
Residential electric power, Pacific.....	05	4121019	0.9	0.5	0.1	0.9	-2.9	0.1
Commercial electric power.....	05	42	2.4	-0.8	0.0	8.8	-0.9	-0.2
Commercial electric power.....	05	4221	2.4	-0.8	0.0	8.8	-0.9	-0.2
Commercial electric power.....	05	422101	2.4	-0.8	0.0	8.8	-0.9	-0.2
Commercial electric power, New England.....	05	4221011	-2.3	-2.2	0.0	-0.4	-6.3	-0.5
Commercial electric power, Middle Atlantic.....	05	4221012	13.4	-5.8	1.5	13.6	1.4	0.9
Commercial electric power, East North Central.....	05	4221013	4.8	0.6	-1.3	7.2	0.1	0.0
Commercial electric power, West North Central.....	05	4221014	5.9	4.4	-1.0	9.7	3.7	1.7
Commercial electric power, South Atlantic.....	05	4221015	-1.6	0.0	-0.1	0.2	-0.6	-0.7
Commercial electric power, East South Central.....	05	4221016	-1.8	-1.9	-3.2	4.3	-0.6	0.1
Commercial electric power, West South Central.....	05	4221017	-6.8	0.3	0.4	6.7	-0.3	-3.3
Commercial electric power, Mountain.....	05	4221018	4.8	-1.0	3.3	0.0	3.6	0.0
Commercial electric power, Pacific.....	05	4221019	2.5	0.2	0.0	21.5	-4.3	0.0
Industrial electric power.....	05	43	1.0	-0.9	-1.4	8.4	0.7	0.1
Industrial electric power.....	05	4321	1.0	-0.9	-1.4	8.4	0.7	0.1
Industrial electric power.....	05	432101	1.0	-0.9	-1.4	8.4	0.7	0.1
Industrial electric power, New England.....	05	4321011	-9.4	-15.2	-3.3	0.8	7.7	-1.1
Industrial electric power, Middle Atlantic.....	05	4321012	12.3	-2.5	-0.7	4.0	5.8	-0.9
Industrial electric power, East North Central.....	05	4321013	6.9	2.9	-3.9	6.0	-1.6	-0.2
Industrial electric power, West North Central.....	05	4321014	1.5	5.1	0.7	8.8	2.4	2.2
Industrial electric power, South Atlantic.....	05	4321015	4.5	0.2	2.0	0.5	-0.9	-0.8
Industrial electric power, East South Central.....	05	4321016	-4.5	0.4	-4.1	5.0	-0.5	-0.2
Industrial electric power, West South Central.....	05	4321017	-13.0	-1.3	-2.7	5.4	0.2	-7.5
Industrial electric power, Mountain.....	05	4321018	7.6	-13.7	0.5	9.3	14.0	15.7
Industrial electric power, Pacific.....	05	4321019	0.8	0.3	0.1	25.2	-3.3	0.0
Transportation electric power.....	05	46	-0.2	0.6	-2.5	7.1	-1.2	-0.8
Transportation electric power.....	05	4621	-0.2	0.6	-2.5	7.1	-1.2	-0.8
Transportation electric power.....	05	462111	-0.2	0.6	-2.5	7.1	-1.2	-0.8
Utility natural gas.....	05	5	-1.5	-3.6	-1.4	3.0	0.5	-1.3
Residential natural gas.....	05	51	-0.6	-2.4	-1.5	2.0	0.4	-0.5
Residential natural gas.....	05	5121	-0.6	-2.4	-1.5	2.0	0.4	-0.5
Residential natural gas.....	05	512101	-0.6	-2.4	-1.5	2.0	0.4	-0.5
Residential natural gas, New England.....	05	5121011	5.7	0.0	-19.1	-0.4	-0.8	-1.2
Residential natural gas, Middle Atlantic.....	05	5121012	2.6	-0.6	-0.1	-0.1	0.6	-0.9
Residential natural gas, East North Central.....	05	5121013	-2.2	-1.1	-2.5	7.3	0.7	-2.2
Residential natural gas, West North Central.....	05	5121014	0.3	-1.2	2.1	-0.5	2.2	-1.0
Residential natural gas, South Atlantic.....	05	5121015	2.3	-2.5	0.3	2.4	1.9	-0.6
Residential natural gas, East South Central.....	05	5121016	-6.7	-6.6	-0.8	-2.9	10.9	1.5
Residential natural gas, West South Central.....	05	5121017	4.4	-3.6	-4.4	2.6	1.4	0.0
Residential natural gas, Mountain.....	05	5121018	-20.6	-4.3	0.4	0.1	-14.7	0.5
Residential natural gas, Pacific.....	05	5121019	2.1	-5.9	2.1	2.3	3.8	1.6
Commercial natural gas.....	05	52	-3.2	-5.5	-3.2	2.9	-0.3	-1.8
Commercial natural gas.....	05	5221	-3.2	-5.5	-3.2	2.9	-0.3	-1.8
Commercial natural gas.....	05	522101	-3.2	-5.5	-3.2	2.9	-0.3	-1.8
Commercial natural gas, New England.....	05	5221011	13.0	0.1	-24.9	-0.3	-0.5	-2.1
Commercial natural gas, Middle Atlantic.....	05	5221012	1.8	-1.2	-0.6	0.6	1.0	-2.8
Commercial natural gas, East North Central.....	05	5221013	-3.2	-3.5	-3.1	6.1	-0.1	-4.7
Commercial natural gas, West North Central.....	05	5221014	-2.6	-4.3	1.7	3.4	2.0	-1.8
Commercial natural gas, South Atlantic.....	05	5221015	-2.8	-2.9	1.0	5.3	-1.1	-2.6
Commercial natural gas, East South Central.....	05	5221016	-7.6	-5.8	3.1	4.9	8.4	-2.1
Commercial natural gas, West South Central.....	05	5221017	1.0	-4.7	-4.1	2.0	0.4	-1.7
Commercial natural gas, Mountain.....	05	5221018	-30.8	-6.5	-0.2	-0.1	-20.1	0.1
Commercial natural gas, Pacific.....	05	5221019	0.8	-20.3	-0.6	3.7	8.3	3.7

See footnotes at end of table.

Table 7. Producer price index percentage changes for commodity and service groupings and individual items, not seasonally adjusted — Continued
[August 2024]

Title	Commodity code		Unadjusted 12-month percent change ¹	Unadjusted 1-month percent change ¹				
	Group code	Item code		Aug. 2023 to Aug. 2024 ^P	Mar. to Apr.	Apr. to May ^P	May to June ^P	June to July ^P
Industrial natural gas.....	05	53	-9.3	-6.2	-2.0	1.6	1.2	-3.2
Industrial natural gas.....	05	5321	-9.3	-6.2	-2.0	1.6	1.2	-3.2
Industrial natural gas.....	05	532101	-9.3	-6.2	-2.0	1.6	1.2	-3.2
Industrial natural gas, New England.....	05	5321011	13.7	-0.2	-25.5	-0.6	-1.1	-6.1
Industrial natural gas, Middle Atlantic.....	05	5321012	-14.9	-0.6	-0.2	0.8	6.7	-6.3
Industrial natural gas, East North Central.....	05	5321013	-8.3	-9.4	-6.4	5.8	-1.0	-6.9
Industrial natural gas, West North Central.....	05	5321014	-6.6	-2.7	1.1	-3.6	4.4	-3.3
Industrial natural gas, South Atlantic.....	05	5321015	3.6	-2.9	-1.0	4.2	3.3	-1.2
Industrial natural gas, East South Central.....	05	5321016	-5.8	-5.3	-3.2	5.6	7.1	-0.1
Industrial natural gas, West South Central.....	05	5321017	-15.1	-7.6	-2.4	-0.2	1.3	-3.9
Industrial natural gas, Mountain.....	05	5321018	-14.4	-0.6	0.0	0.1	-12.2	2.4
Industrial natural gas, Pacific.....	05	5321019	-7.7	-9.3	3.2	2.7	0.6	-0.8
Natural gas to electric power.....	05	54	-1.0	-4.1	-0.3	4.6	0.9	-1.7
Natural gas to electric power.....	05	5421	-1.0	-4.1	-0.3	4.6	0.9	-1.7
Natural gas to electric power.....	05	542101	-1.0	-4.1	-0.3	4.6	0.9	-1.7
Crude petroleum (domestic production).....	05	6	-4.0	8.5	-7.3	-0.3	3.7	-4.2
Crude petroleum (domestic production).....	05	61	-4.0	8.5	-7.3	-0.3	3.7	-4.2
Crude petroleum (domestic production).....	05	6101	-4.0	8.5	-7.3	-0.3	3.7	-4.2
Crude petroleum (domestic production).....	05	610102	-4.0	8.5	-7.3	-0.3	3.7	-4.2
Petroleum products, refined.....	05	7	-17.1	3.9	-8.5	-4.6	6.2	-3.1
Gasoline.....	05	71	-16.3	5.9	-4.4	-6.3	4.6	-2.5
Unleaded premium gasoline.....	05	7103	-17.3	6.6	-5.0	-5.2	3.7	-4.5
Unleaded premium gasoline.....	05	710304	-17.3	6.6	-5.0	-5.2	3.7	-4.5
Unleaded regular gasoline.....	05	7104	-16.0	5.6	-4.2	-6.6	5.0	-1.9
Unleaded regular gasoline.....	05	710404	-16.0	5.6	-4.2	-6.6	5.0	-1.9
Unleaded mid-premium gasoline.....	05	7105	-16.1	7.2	-6.9	-5.3	5.9	-3.9
Unleaded mid-premium gasoline.....	05	710504	-16.1	7.2	-6.9	-5.3	5.9	-3.9
Kerosene and jet fuels.....	05	72	-22.9	0.3	-6.2	-3.7	6.2	-10.5
Kerosene.....	05	7202	-20.8	-0.5	-6.5	-6.8	12.8	-10.3
Kerosene.....	05	720201	-20.8	-0.5	-6.5	-6.8	12.8	-10.3
Jet fuel.....	05	7203	-23.0	0.3	-6.2	-3.5	5.8	-10.5
Jet fuel.....	05	720301	-23.0	0.3	-6.2	-3.5	5.8	-10.5
Light fuel oils.....	05	73	-21.6	2.8	-18.8	-3.5	10.8	-2.2
Home heating oil and distillates.....	05	7302	-20.5	-0.2	-7.9	0.5	1.9	-5.1
Home heating oil and distillates.....	05	730201	-20.5	-0.2	-7.9	0.5	1.9	-5.1
No. 2 diesel fuel.....	05	7303	-21.7	3.0	-19.4	-3.8	11.5	-2.0
No. 2 diesel fuel.....	05	730302	-21.7	3.0	-19.4	-3.8	11.5	-2.0
Residual fuels (heavy fuel oils, incl. #5, #6, & other residual fuels).....	05	74	7.7	1.1	9.0	-1.7	1.0	-0.4
Residual fuels (heavy fuel oils, incl. #5, #6, & other residual fuels).....	05	7407	7.7	1.1	9.0	-1.7	1.0	-0.4
Residual fuels (heavy fuel oils, incl. #5, #6, & other residual fuels).....	05	740703	7.7	1.1	9.0	-1.7	1.0	-0.4
Finished lubricants.....	05	76	-1.1	0.0	0.0	-0.1	-0.1	0.1
Lubricating grease.....	05	7603	-	0.0	0.0	0.0	0.0	0.0
Lubricating grease not from petroleum refineries.....	05	760303	-	0.0	0.0	0.0	0.0	0.0
Lubricating and similar oils.....	05	7604	-1.5	-0.1	0.0	-0.1	-0.1	0.1
Lubricating and similar oils not from petroleum refineries.....	05	760401	-1.5	-0.1	0.0	-0.1	-0.1	0.1
Lubricating oil base stocks.....	05	78	1.0	3.2	4.4	2.4	1.6	-6.8
Lubricating oil base stocks.....	05	7801	1.0	3.2	4.4	2.4	1.6	-6.8
Lubricating oil base stocks.....	05	780121	1.0	3.2	4.4	2.4	1.6	-6.8
Asphalt and other petroleum and coal products, n.e.c.....	05	8	-1.8	4.2	15.9	3.4	-6.6	2.3
Asphalt and other petroleum and coal products, n.e.c.....	05	81	-1.8	4.2	15.9	3.4	-6.6	2.3
Asphalt.....	05	8102	0.1	4.8	5.5	0.8	0.4	-4.4
Asphalt.....	05	810212	0.1	4.8	5.5	0.8	0.4	-4.4
Other petroleum and coal products, including coke oven products, n.e.c.....	05	8103	-2.3	4.0	19.4	4.2	-8.7	4.5
Other petroleum and coal products, including coke oven products, n.e.c.....	05	810319	-2.3	4.0	19.4	4.2	-8.7	4.5
Other petroleum and coal products, made in coke oven establishments.....	05	8103191	-6.6	-0.7	1.1	-0.2	-1.3	-0.1
Chemicals and allied products.....	06	-	1.3	0.8	-0.2	0.1	0.8	0.2
Industrial chemicals.....	06	1	1.6	2.0	-0.4	0.7	2.2	0.0
Basic inorganic chemicals.....	06	13	-4.5	-0.1	0.9	0.2	-1.3	-0.4
Inorganic chemicals, other than alkalis and chlorine.....	06	1302	-0.1	0.4	1.2	0.3	-1.4	-0.4

See footnotes at end of table.

Table 7. Producer price index percentage changes for commodity and service groupings and individual items, not seasonally adjusted — Continued
 [August 2024]

Title	Commodity code		Unadjusted 12-month percent change ¹	Unadjusted 1-month percent change ¹				
	Group code	Item code		Aug. 2023 to Aug. 2024 ^P	Mar. to Apr.	Apr. to May ^P	May to June ^P	June to July ^P
Aluminum compounds.....	06	130209	-3.9	-0.2	0.2	-0.2	0.6	0.7
Inorganic acids, inc. hydrochloric, sulfuric acid, and other.....	06	13020T	-7.8	1.6	-2.6	0.2	-2.4	-2.1
Sulfuric acid.....	06	13020T1	-17.6	3.1	-6.2	0.9	-4.6	-5.2
Lime.....	06	130213	13.6	0.2	-0.1	0.0	0.4	0.2
Potassium and sodium compounds, excluding bleaches, alkalies, and alum.....	06	130217	-2.2	1.2	-0.1	-0.8	0.4	-0.5
Rock salt.....	06	130271	0.3	0.0	0.0	0.0	0.0	0.0
Other inorganic chemicals, nec.....	06	130283	-1.8	-0.1	2.4	0.7	-2.0	-0.3
All other inorganic chemicals.....	06	1302833	2.7	0.2	3.1	0.9	-0.4	-0.4
Alkalies and chlorine, including natural sodium carbonate and sulfate.....	06	1303	-16.1	-1.6	0.2	-0.1	-0.9	-0.3
Chlorine, sodium hydroxide, and other alkalies.....	06	130302	-15.7	-2.1	0.2	-0.1	-1.2	-0.3
Sodium hydroxide (caustic soda).....	06	1303024	-19.1	-0.1	0.0	-0.1	-0.7	-0.8
Other alkalies.....	06	1303028	-16.3	-4.8	0.6	-0.1	-1.9	0.5
Basic organic chemicals.....	06	14	3.0	2.5	-0.7	0.9	3.0	0.1
Primary basic organic chemicals.....	06	1401	28.5	2.7	-2.2	-1.1	6.2	0.3
Aromatics.....	06	140197	22.1	5.9	-0.3	-3.2	1.0	-0.6
Liquid refinery gases.....	06	140198	31.6	1.4	-3.1	-0.2	8.5	0.7
Cyclic intermediate chemicals and dyes.....	06	1402	-4.4	-1.4	0.1	-0.5	0.2	5.3
Cyclic intermediate chemicals.....	06	140281	-4.4	-1.4	0.0	-0.2	0.0	6.0
Synthetic organic dyes.....	06	140282	-4.5	-1.5	0.6	-2.6	1.4	0.6
Other basic organics.....	06	1403	-7.0	2.6	0.1	2.0	1.4	-0.3
Ethanol (ethyl alcohol).....	06	140341	-17.9	13.8	7.0	4.2	5.5	-4.3
Other basic organics, n.e.c.....	06	140399	-3.0	-0.1	-1.9	1.4	0.1	1.0
Fatty acids.....	06	1403991	-32.3	-4.5	-5.4	-2.9	0.4	5.7
Bulk pesticides and other bulk synthetic organic agricultural chemicals, excluding preparation.....	06	1403992	1.2	-0.6	0.1	0.1	0.2	2.0
Industrial organic flavor oil mixtures and blends.....	06	1403993	-14.3	-0.8	-1.9	-0.1	-0.3	0.0
Natural organic chemicals.....	06	1403995	-6.3	-0.3	0.1	0.1	-0.1	0.0
Synthetic organic chemicals for use as flavor and perfume materials.....	06	1403997	6.6	0.0	0.0	0.0	-0.4	0.2
Synthetic organic rubber-processing chemicals.....	06	1403998	3.8	-1.0	-0.3	0.1	1.4	-0.4
Synthetic organic plasticizers.....	06	1403999	4.1	4.2	3.7	0.9	1.9	-3.7
Other synthetic organic chemicals.....	06	140399A	11.3	0.2	-3.7	1.2	0.1	4.8
Miscellaneous end use chemicals and chemical products, excluding urea.....	06	140399B	-0.8	0.0	-0.6	0.2	0.6	0.8
Miscellaneous cyclic and acyclic chemicals and chemical products, excluding fatty acid esters.....	06	140399C	0.0	0.6	-3.0	7.1	-0.8	-4.3
Paints and allied products.....	06	2	-1.9	-0.2	-0.2	-0.2	0.1	0.2
Prepared paint.....	06	21	-0.3	-0.2	0.1	0.1	0.1	0.2
Architectural coatings.....	06	2101	0.0	0.0	0.0	0.0	0.0	0.0
Architectural coatings.....	06	210104	0.0	0.0	0.0	0.0	0.0	0.0
Exterior architectural coatings.....	06	2101041	1.1	0.0	0.0	0.0	0.0	0.0
Interior architectural coatings.....	06	2101042	-0.6	0.0	0.0	0.0	0.0	0.0
OEM finishes excluding marine coatings.....	06	2102	-1.1	-0.3	0.4	0.4	0.0	0.5
OEM finishes excluding marine coatings.....	06	210201	-1.1	-0.3	0.4	0.4	0.0	0.5
Transportation finishes, except powdered and high-solids coatings.....	06	2102011	4.1	1.6	0.0	2.9	0.7	1.0
All other product finishes for original equipment manufacturers (OEM), excluding marine coating.....	06	2102012	-2.5	-0.8	0.5	-0.2	-0.2	0.3
Special purpose coatings, incl. marine, industrial & construction coatings.....	06	2103	-0.1	-0.7	0.0	-0.1	0.5	0.5
Special purpose coatings, incl. marine, industrial & construction coatings.....	06	210301	-0.1	-0.7	0.0	-0.1	0.5	0.5
Paint materials.....	06	22	-7.8	-0.2	-1.7	-1.5	0.0	0.3
Paint colors.....	06	2202	-9.7	-0.3	-2.0	-1.7	0.0	0.3
All other inorganic pigments, including TiO ₂ , chrome colors, and other white opaque pigments.....	06	22020N	-11.0	0.1	-2.7	-1.5	0.0	0.0
Synthetic organic pigments, lakes, and toners.....	06	220298	-1.3	-2.7	3.2	-2.9	0.0	2.4
Allied and miscellaneous paint products.....	06	23	-3.6	-0.3	0.6	-0.2	-0.3	0.0
Allied and miscellaneous paint products.....	06	2301	-3.6	-0.3	0.6	-0.2	-0.3	0.0
Allied and miscellaneous paint products.....	06	230104	-3.6	-0.3	0.6	-0.2	-0.3	0.0
Drugs and pharmaceuticals.....	06	3	2.2	0.5	-0.1	-0.2	0.0	0.4
Medicinal and botanical chemicals, drugs, and other products.....	06	31	5.2	0.2	0.0	-0.2	0.1	-0.2
Medicinal and botanical chemicals, drugs, and other products.....	06	3102	5.2	0.2	0.0	-0.2	0.1	-0.2
Synthetic organic medicinal chemicals, medicinal & botanical drugs, & other products.....	06	310203	5.2	0.2	0.0	-0.2	0.1	-0.2

See footnotes at end of table.

Table 7. Producer price index percentage changes for commodity and service groupings and individual items, not seasonally adjusted — Continued
[August 2024]

Title	Commodity code		Unadjusted 12-month percent change ¹	Unadjusted 1-month percent change ¹				
	Group code	Item code		Aug. 2023 to Aug. 2024 ^P	Mar. to Apr.	Apr. to May ^P	May to June ^P	June to July ^P
Veterinary pharmaceutical preparations.....	06	34	4.0	0.0	0.0	0.0	0.0	1.8
Pharmaceuticals for veterinary use.....	06	3403	4.0	0.0	0.0	0.0	0.0	1.8
Pharmaceuticals for veterinary use.....	06	340303	4.0	0.0	0.0	0.0	0.0	1.8
Biological products, including diagnostics.....	06	37	2.7	1.8	-0.3	-0.3	-0.1	0.6
Biological products, excluding diagnostic, for veterinary, industrial, and all other misc. uses.....	06	3717	1.6	0.7	-1.1	-2.1	-0.5	0.0
Biological products, excluding diagnostic, for veterinary, industrial, and all other misc. uses.....	06	371705	1.6	0.7	-1.1	-2.1	-0.5	0.0
Diagnostics.....	06	3718	4.7	4.0	-0.1	0.3	-0.2	0.2
In-vitro diagnostic substances.....	06	371801	0.0	0.1	0.0	0.0	0.0	0.0
Biological products, excluding diagnostic, for human use.....	06	3719	1.4	0.1	0.0	0.0	0.1	1.5
Biological products, excluding diagnostic, for human use.....	06	371904	1.4	0.1	0.0	0.0	0.1	1.5
Pharmaceutical preparations.....	06	38	1.7	0.0	0.0	-0.1	0.0	0.3
Pharmaceuticals affecting neoplasms, the endocrine system, & metabolic diseases.....	06	3801	0.5	0.0	0.0	0.0	0.1	0.0
Cancer therapy products.....	06	380102	3.2	0.0	0.0	0.0	1.1	0.0
Insulin/antidiabetes products.....	06	380103	-8.8	0.0	0.0	0.0	0.0	0.0
Other neoplasms, endocrine system, and metabolic diseases.....	06	380104	1.3	0.0	0.0	0.0	0.0	0.0
Hormones and oral contraceptives.....	06	380105	0.1	0.0	0.0	0.0	0.1	0.0
Pharmaceuticals acting on the central nervous system and the sense organs.....	06	3802	3.6	0.0	0.0	0.0	0.0	0.0
Analgesics.....	06	380202	1.5	0.0	0.0	0.0	0.0	0.0
Analgesics, over-the-counter.....	06	380202OC	0.3	0.0	0.0	0.0	0.3	0.0
Analgesics, prescription.....	06	380202RX	1.7	0.0	0.0	0.0	0.0	0.0
Psychotherapeutics.....	06	380203	1.0	0.0	0.0	0.0	0.0	0.0
Antidepressants.....	06	3802031	1.0	0.0	0.0	0.0	0.0	0.0
Other psychotherapeutics, including tranquilizers.....	06	3802032	1.2	0.0	0.0	0.0	0.1	0.0
Anticonvulsants.....	06	380204	4.1	0.0	0.0	0.0	0.0	0.0
Other central nervous system and sense organs.....	06	380205	4.9	0.0	0.0	0.0	0.0	0.0
Pharmaceuticals acting on the cardiovascular system.....	06	3803	0.7	0.1	0.0	0.0	0.0	0.0
Other cardiovascular preparations.....	06	380305	0.0	0.0	0.0	0.0	0.0	0.0
Pharmaceuticals acting on the respiratory system.....	06	3804	1.3	0.1	0.0	0.0	-0.1	0.0
Antihistamines and bronchodilators, including antiasthmatics.....	06	380402	1.2	0.0	0.0	0.0	0.0	0.0
Other respiratory preparations.....	06	380403	1.6	0.2	0.0	0.0	-0.3	0.0
Other respiratory preparations, over-the-counter.....	06	380403OC	-0.3	0.4	0.0	0.0	-0.6	0.0
Other respiratory preparations, prescription.....	06	380403RX	4.0	-	0.0	0.0	0.0	0.0
Pharmaceuticals acting on the digestive or the genito-urinary systems.....	06	3805	-7.5	-0.3	-0.6	0.0	0.0	0.0
Other digestive or genito-urinary preparations.....	06	380503	-8.4	-1.0	0.0	0.0	0.0	0.0
Other digestive or genito-urinary preparations, prescription.....	06	380503RX	-10.6	-1.3	0.0	0.0	0.0	0.0
Pharmaceuticals acting on the skin.....	06	3806	-2.4	0.1	0.0	-2.0	0.0	0.0
Other pharmaceutical preparations acting on the skin.....	06	380603	0.3	0.1	0.0	0.0	0.0	0.0
Anti-acne preparations.....	06	380606	-18.0	0.0	0.0	-18.8	0.0	0.0
Vitamin, nutrient, and hematinic preparations.....	06	3807	3.6	0.3	-0.1	0.0	0.0	2.2
Multivitamins.....	06	380702	0.3	1.1	0.0	0.0	0.0	0.0
Other vitamins and nutrients.....	06	380703	2.5	0.1	0.3	0.0	0.0	0.1
Pharmaceuticals affecting parasitic and infective diseases.....	06	3808	1.0	0.0	0.0	0.0	0.0	0.0
Broad and medium spectrum antibiotics.....	06	380802	0.0	0.0	0.0	0.0	0.0	0.0
Systemic antivirals.....	06	380803	3.3	0.0	0.0	0.0	0.0	0.0
Other parasitic and infective diseases.....	06	380804	1.6	0.0	0.0	0.0	0.0	0.0
Fats and oils, inedible.....	06	4	-5.0	-0.3	-1.6	0.6	1.5	-0.5
Fats and oils, inedible.....	06	41	-5.0	-0.3	-1.6	0.6	1.5	-0.5
Fats and oils, inedible.....	06	4101	-5.0	-0.3	-1.6	0.6	1.5	-0.5
Soybean oil, processed for inedible purposes.....	06	410131	-2.8	-0.6	-1.8	0.3	1.5	-2.0
Crude soybean oil, degummed, made from soybeans crushed in the same establishment.....	06	4101311	56.1	0.1	-0.3	0.1	0.2	-0.1
Soybean oil, all other types.....	06	4101312	-33.6	-1.3	-3.7	0.5	3.1	-4.3
Lard, inedible tallow, and grease, except wool grease.....	06	410132	-14.9	1.3	-0.4	2.5	1.6	8.6
Agricultural chemicals and chemical products.....	06	5	1.2	0.2	-1.0	-0.6	-0.8	-0.6
Mixed fertilizers.....	06	51	1.1	0.5	1.2	-0.5	0.2	-0.9
Mixed fertilizers.....	06	5105	1.1	0.5	1.2	-0.5	0.2	-0.9
Mixed fertilizers.....	06	510501	1.1	0.5	1.2	-0.5	0.2	-0.9
Mixed fertilizers, made in plants which manufacture fertilizer materials.....	06	5105011	3.8	0.6	2.9	-1.4	0.0	0.0
Mixed fertilizers, dry, mixing only.....	06	5105012	0.3	0.6	0.0	-0.1	0.0	-1.0
Mixed fertilizers, liquid, mixing only.....	06	5105013	-4.2	-0.3	1.1	0.0	1.7	-3.5

See footnotes at end of table.

Table 7. Producer price index percentage changes for commodity and service groupings and individual items, not seasonally adjusted — Continued
 [August 2024]

Title	Commodity code		Unadjusted 12-month percent change ¹	Unadjusted 1-month percent change ¹				
	Group code	Item code		Aug. 2023 to Aug. 2024 ^P	Mar. to Apr.	Apr. to May ^P	May to June ^P	June to July ^P
Fertilizer materials.....	06	52	6.5	0.0	-3.0	-1.5	-2.0	-1.1
Nitrogenates.....	06	5201	1.6	1.1	-1.3	-4.0	-1.2	-2.3
Fertilizer materials of organic origin.....	06	520137	1.3	0.0	-0.8	1.3	0.0	0.0
Synthetic ammonia, nitric acid, ammonium compounds, and urea.....	06	52013A	1.6	1.2	-1.3	-4.5	-1.4	-2.6
Phosphates.....	06	5202	11.2	-0.9	-4.7	0.7	-2.7	0.1
Phosphoric acid, 52-54 percent APA, superphosphates and other phosphate fertilizer materials.....	06	52026A	11.2	-0.9	-4.7	0.7	-2.7	0.1
Other agricultural chemicals.....	06	53	-3.8	0.1	0.2	0.5	0.0	0.0
Other agricultural chemicals.....	06	5301	-3.8	0.1	0.2	0.5	0.0	0.0
Lawn and garden pesticides and chemicals.....	06	530107	-3.5	0.0	0.0	0.0	0.0	0.0
Household and institutional pesticides and chemicals.....	06	530108	2.1	0.0	1.6	0.0	0.0	0.0
Agricultural and commercial pesticides and chemicals.....	06	530109	-4.2	0.1	0.1	0.5	0.0	0.0
Plastic resins and materials.....	06	6	1.6	1.1	-0.1	-0.2	1.6	0.1
Thermoplastic resins and plastics materials.....	06	62	2.5	0.5	-0.1	-0.4	1.7	0.8
Thermoplastic resins and plastics materials.....	06	6212	2.5	0.5	-0.1	-0.4	1.7	0.8
Thermoplastic resins and plastics materials.....	06	621201	2.5	0.5	-0.1	-0.4	1.7	0.8
Thermosetting resins and plastics materials.....	06	63	-4.9	4.8	-0.5	0.7	0.4	-4.8
Thermosetting resins and plastics materials.....	06	6306	-4.9	4.8	-0.5	0.7	0.4	-4.8
Thermosetting resins and plastics materials.....	06	630601	-4.9	4.8	-0.5	0.7	0.4	-4.8
Other chemicals and allied products.....	06	7	1.3	0.0	0.1	0.0	0.1	0.3
Soaps and detergents.....	06	71	2.0	0.2	0.1	0.0	0.0	0.1
Soaps and other detergents.....	06	7104	2.0	0.2	0.1	0.0	0.0	0.1
Soaps and detergents, commercial, industrial, and institutional.....	06	710401	4.8	0.8	0.1	0.0	0.0	0.1
Commercial, industrial, and institutional hard surface cleaners.....	06	71040101	4.3	3.3	0.0	0.2	0.0	0.0
Commercial, industrial, and institutional laundry detergents.....	06	71040102	4.6	0.3	0.0	0.1	0.0	0.3
Commercial, industrial, and institutional dishwashing detergents.....	06	71040103	7.4	0.0	0.0	0.0	0.0	0.0
Commercial, industrial, and institutional metal cleaners.....	06	71040104	3.8	0.0	0.0	0.0	0.0	0.0
Dairy, farm, and food plant cleaners, sanitizers, etc.....	06	71040106	2.6	0.0	0.0	0.0	0.0	0.0
Commercial, industrial, and institutional soaps, excluding specialty cleaners.....	06	71040107	1.5	0.3	0.3	-0.1	0.0	0.3
Household detergents.....	06	710402	0.2	-0.2	0.2	0.0	0.0	0.0
Household alkaline detergents and cleaners.....	06	7104021	-0.5	-1.1	0.0	0.1	0.1	0.0
Household dry and liquid laundry detergents.....	06	7104022	0.2	0.0	0.2	0.0	0.0	0.0
Soaps, excluding specialty cleaners, household.....	06	710403	2.6	0.3	0.0	0.0	0.0	0.4
Polish and other sanitation goods.....	06	72	0.9	0.1	0.0	0.0	0.1	0.2
Polish and other sanitation goods.....	06	7201	0.9	0.1	0.0	0.0	0.1	0.2
Polishing preparations and related products.....	06	720103	-0.4	0.0	0.0	0.0	0.2	0.0
Specialty cleaning and sanitation products.....	06	720105	1.7	0.2	0.1	0.0	0.1	0.3
Disinfectants, nonagricultural, industrial and institutional.....	06	7201051	1.4	0.3	0.0	0.0	0.0	0.7
Air and room fresheners.....	06	7201053	0.0	0.1	0.0	0.0	0.0	0.0
Laundry fabric softeners and rinses, liquid and dry.....	06	7201058	1.6	0.0	0.7	0.0	0.8	0.0
Other specialty cleaning and sanitation products.....	06	7201059	2.6	0.2	0.0	0.0	0.0	0.0
Cosmetics and other toilet preparations.....	06	75	1.3	0.0	0.1	0.0	0.0	0.4
Shaving preparations.....	06	7502	-1.1	0.0	0.0	0.0	-0.4	0.0
Shaving preparations.....	06	750206	-1.1	0.0	0.0	0.0	-0.4	0.0
Perfumes, toilet waters, and colognes.....	06	7503	2.5	0.0	1.3	0.0	0.0	0.0
Perfumes, toilet waters, and colognes.....	06	750306	2.5	0.0	1.3	0.0	0.0	0.0
Hair preparations (including shampoos).....	06	7504	1.1	0.1	0.0	0.0	0.0	0.0
Hair preparations (including shampoos).....	06	750407	1.1	0.1	0.0	0.0	0.0	0.0
Hair preparations incl professional, consumer, and cream/gel shampoos.....	06	75040701	0.1	0.1	0.0	0.0	0.0	0.0
Hair tonics and hair dressings incl professional and consumer use.....	06	75040702	4.9	0.0	0.0	0.0	0.0	0.0
Toothpastes, denture cleaners, and mouthwashes.....	06	7505	5.6	0.0	0.0	0.1	0.0	3.4
Denture cleaners, mouthwashes, gargles, and rinses.....	06	750504	3.2	0.0	0.0	0.1	0.0	0.0
Creams, lotions, and oils, excluding shaving, hair, and deodorant.....	06	7514	0.2	0.0	0.0	0.0	0.0	0.0
Creams, lotions, and oils, excluding shaving, hair, and deodorant.....	06	751401	0.2	0.0	0.0	0.0	0.0	0.0
Other cosmetics and toilet preparations.....	06	7515	0.8	0.0	0.0	0.0	0.0	0.0
Other cosmetics and toilet preparations.....	06	751501	0.8	0.0	0.0	0.0	0.0	0.0
Misc. chemical prod. and preparations.....	06	79	1.1	0.0	0.1	0.1	0.1	0.3
Explosives and blasting accessories.....	06	7902	5.9	-0.1	0.0	0.0	0.5	0.1
Explosives and blasting accessories.....	06	790234	5.9	-0.1	0.0	0.0	0.5	0.1
Industrial gases.....	06	7903	3.7	1.2	0.4	0.7	0.0	0.1
Carbon dioxide.....	06	790302	6.3	0.0	2.7	4.9	-3.8	1.2

See footnotes at end of table.

Table 7. Producer price index percentage changes for commodity and service groupings and individual items, not seasonally adjusted — Continued
 [August 2024]

Title	Commodity code		Unadjusted 12-month percent change ¹	Unadjusted 1-month percent change ¹				
	Group code	Item code		Aug. 2023 to Aug. 2024 ^P	Mar. to Apr.	Apr. to May ^P	May to June ^P	June to July ^P
Nitrogen.....	06	790303	-13.4	2.8	-0.3	1.6	4.8	-0.1
Oxygen.....	06	790304	4.4	-0.9	-2.0	0.9	2.7	-0.2
Argon and hydrogen.....	06	790309	9.0	-3.2	1.2	0.8	-0.8	-0.1
Other industrial gases (including fluorocarbon and acetylene).....	06	790312	7.9	2.6	1.1	-0.5	-1.5	0.0
Adhesives and sealants.....	06	7904	2.0	0.3	0.1	-0.2	0.1	1.5
Synthetic resin and rubber adhesives.....	06	790402	2.0	0.6	0.1	-0.4	0.2	1.7
Epoxy adhesives.....	06	7904021	2.0	0.0	-0.4	0.0	0.0	1.7
Other synthetic resin and rubber adhesives.....	06	7904026	1.6	1.2	0.4	-0.9	0.6	-0.1
Structural sealants (load bearing).....	06	790407	0.8	0.0	0.0	0.0	0.0	0.0
Nonstructural caulking compounds and sealants.....	06	79040A	2.7	0.0	0.0	0.0	0.0	1.7
Surface active agents.....	06	7905	0.3	0.0	0.0	0.0	0.0	0.0
Surfactants (bulk surface active agents).....	06	790502	0.4	0.0	0.0	0.0	0.0	0.0
Gum and wood chemicals, including wood distillation products.....	06	7906	2.2	0.1	0.0	-0.2	0.3	1.0
Gum and wood chemicals, including wood distillation products.....	06	790607	2.2	0.1	0.0	-0.2	0.4	1.0
Other miscellaneous chemical products.....	06	7909	-0.7	-0.7	0.1	0.0	0.1	-0.2
Carbon black, all processes.....	06	790918	-0.4	-2.4	0.7	1.3	0.5	-0.9
Printing ink.....	06	790919	-0.9	-1.0	-0.1	0.0	0.0	-0.6
Gravure printing inks.....	06	7909192	0.1	0.0	0.0	0.0	0.0	0.0
Lithographic and offset inks.....	06	7909193	0.0	0.0	0.0	0.0	0.0	0.0
News and nonheat web offset printing inks.....	06	79091931	1.8	0.0	0.0	0.0	0.0	0.0
Publication and commercial web inks.....	06	79091932	0.0	0.0	0.0	0.0	0.0	0.0
Sheet-fed general inks.....	06	79091933	-0.3	0.0	0.0	0.0	0.0	0.1
Sheet-fed packaging inks.....	06	79091934	-0.4	0.0	0.0	0.0	0.0	0.0
Flexographic printing inks.....	06	7909194	-1.6	0.0	0.0	0.0	0.0	0.0
Nonimpact/digital inks.....	06	7909195	-2.0	-3.4	-0.5	0.2	0.3	-2.0
All other printing inks.....	06	7909196	0.5	-0.1	0.3	0.0	-0.6	0.0
Water-treating compounds.....	06	790961	-0.9	0.2	1.0	0.0	-0.7	0.0
Automotive chemicals.....	06	790991	2.2	1.9	0.0	0.0	0.0	0.0
All other chemical preparations, including essential oils, matches, and gelatin.....	06	790999	-2.2	-1.0	-0.4	0.0	0.1	-0.2
Rubber and plastic products.....	07	—	1.0	0.7	-0.2	0.0	0.0	0.2
Rubber and rubber products.....	07	1	2.3	1.1	0.2	0.2	-0.2	0.0
Synthetic rubber, inc. styrene-butadiene rubber (SBR) and ethylene propylene.....	07	11	13.4	6.0	1.6	1.3	-0.5	-0.4
Synthetic rubber.....	07	1102	13.4	6.0	1.6	1.3	-0.5	-0.4
Synthetic rubber, inc. sbr and ethylene propylene.....	07	110224	13.4	6.0	1.6	1.3	-0.5	-0.4
Tires, tubes, tread, & repair materials.....	07	12	-1.0	0.0	-0.5	-0.3	0.2	0.0
Tires.....	07	1201	-0.9	0.0	-0.5	-0.3	0.2	0.0
Pneumatic tires (including passenger, truck, bus, tractor, industrial, and other tires).....	07	12010	-1.0	0.0	-0.5	-0.3	0.2	0.0
Passenger car pneumatic tires.....	07	120104	-0.5	0.1	-0.3	-0.4	0.2	0.0
Truck and bus (including off-the-highway) pneumatic tires.....	07	120105	-2.1	-0.2	-1.5	-0.4	0.2	0.0
Tread rubber, tire sundries, and repair materials.....	07	1203	-2.2	0.0	-0.3	0.0	0.0	0.0
Tread rubber, tire sundries, and repair materials.....	07	120354	-2.2	0.0	-0.3	0.0	0.0	0.0
Miscellaneous rubber products.....	07	13	1.1	0.2	0.2	0.2	-0.4	0.3
Rubber and plastics footwear, including athletic footwear.....	07	1301	1.2	0.0	0.0	0.0	0.1	0.0
Rubber and plastics footwear, including athletic footwear.....	07	130109	1.2	0.0	0.0	0.0	0.1	0.0
Rubber and plastic belts and belting.....	07	1303	0.8	0.0	0.0	0.0	0.0	0.0
Flat rubber and plastics belts and belting.....	07	130371	0.9	0.0	0.0	0.1	0.0	0.0
Rubber and plastics transmission belts and belting (excluding flat).....	07	130372	0.6	0.0	0.0	0.0	0.0	0.0
Rubber and plastics hose.....	07	1304	0.6	0.3	0.0	0.0	0.0	0.1
Rubber and plastics hose.....	07	130411	0.6	0.3	0.0	0.0	0.0	0.1
Industrial rubber and plastics hose without fittings.....	07	1304116	0.0	0.0	0.0	0.0	0.0	0.0
Rubber and plastics water hose (incl. fire, irrigation, etc.).....	07	1304117	1.2	1.4	0.0	0.0	0.0	0.0
Rubber and plastics hose for on- and off-highway motor vehicles.....	07	1304118	1.6	0.0	0.0	0.0	0.0	0.3
Miscellaneous rubber products, n.e.c.....	07	1306	1.3	0.2	0.2	0.2	-0.5	0.3
All other industrial rubber products.....	07	130604	1.5	0.7	1.0	0.1	-3.0	2.0
All other miscellaneous rubber goods.....	07	130606	1.4	-0.1	0.0	0.0	0.0	0.0
Rubber compounds or mixtures for sale or interplant transfer.....	07	130612	2.0	0.5	0.0	1.1	0.3	0.0
Rubber druggist and medical sundries, excluding gloves.....	07	130616	—	—	—	—	—	0.0
Rubber products for mechanical use.....	07	130617	1.1	0.0	0.2	0.0	0.0	0.0
Molded rubber mechanical goods automotive.....	07	1306171	0.1	0.0	0.0	0.0	0.0	0.0
Molded rubber mechanical goods, transportation/off-highway.....	07	1306172	-0.7	0.0	0.0	-0.2	0.0	0.0
Other molded rubber mechanical goods (excluding tubing).....	07	1306179	3.9	0.0	0.0	0.2	0.0	0.0
Other extruded rubber mechanical goods (excl. auto)(excl. tubing).....	07	130617C	5.9	0.0	5.9	0.0	0.0	0.0

See footnotes at end of table.

Table 7. Producer price index percentage changes for commodity and service groupings and individual items, not seasonally adjusted — Continued
[August 2024]

Title	Commodity code		Unadjusted 12-month percent change ¹	Unadjusted 1-month percent change ¹				
	Group code	Item code		Aug. 2023 to Aug. 2024 ^P	Mar. to Apr.	Apr. to May ^P	May to June ^P	June to July ^P
Rubber coated fabrics, garments, and footwear.....	07	130618	3.6	0.1	0.0	0.0	0.1	0.0
Plastic products.....	07	2	0.6	0.5	-0.3	-0.1	0.0	0.3
Plastic construction products.....	07	21	0.3	0.6	-0.3	-0.2	0.1	0.2
Plastics construction products.....	07	2106	0.3	0.6	-0.3	-0.2	0.1	0.2
Plastics pipe.....	07	210603	-4.1	1.3	-1.1	-0.7	0.3	-0.3
Plastics drain, waste, and vent pipe.....	07	2106031	-8.1	1.0	-2.1	-1.4	0.2	1.0
Plastics water pipe.....	07	2106033	-4.3	2.0	-1.4	-1.2	0.8	-1.2
Plastics sewer, stormdrain, and water main pipe.....	07	2106038	-4.5	1.1	-0.3	0.5	-1.5	-0.3
Other plastics pipe.....	07	210603B	1.2	1.2	0.0	0.0	0.0	0.0
Plastics pipe fittings and unions.....	07	210604	1.2	1.2	-0.6	-0.1	-0.9	0.6
Plastics plumbing fixtures.....	07	210605	0.7	0.0	1.0	0.0	0.0	0.0
Other plastics construction products.....	07	210606	2.9	0.1	-0.1	0.1	0.1	0.5
Building and construction polystyrene foam products.....	07	2106061	0.4	0.0	-0.9	0.8	0.0	-0.1
Building & construction fabricated plastics products (excl foam, plumbing fixtures, hardware).....	07	2106063	3.3	0.1	0.1	0.0	0.1	0.6
Unsupported plastic film, sheet and other shapes.....	07	22	1.0	0.6	0.5	-0.2	0.2	0.6
Unsupported plastics film, sheet, and other shapes.....	07	2205	1.0	0.6	0.5	-0.2	0.2	0.6
Unsupported plastics film, sheet, and other shapes.....	07	220501	1.0	0.6	0.5	-0.2	0.2	0.6
Unlaminated polyethylene film and sheet.....	07	2205011	1.0	-0.3	1.0	-0.2	0.0	1.7
Unlaminated vinyl and vinyl copolymer film and sheet.....	07	2205013	-	0.0	0.0	0.0	0.0	-
Miscellaneous unlaminated plastics film and sheet.....	07	2205014	0.7	1.6	0.6	0.2	0.5	-0.4
Unlaminated plastics profile shapes.....	07	2205015	0.6	0.8	0.5	-0.5	0.6	-0.7
Laminated plastic sheets, rods, and tubes.....	07	23	1.9	0.3	0.0	0.0	0.0	0.0
Laminated plastics plates, sheet (except packaging), and shapes.....	07	2304	1.9	0.3	0.0	0.0	0.0	0.0
Laminated plastics plates, sheet (except packaging), and shapes.....	07	230401	1.9	0.3	0.0	0.0	0.0	0.0
Parts for manufacturing from plastics.....	07	26	0.8	0.0	0.0	0.0	-0.4	1.0
Parts for transportation equipment.....	07	2601	0.7	0.0	0.1	0.0	-0.6	1.2
Parts for transportation equipment.....	07	260105	0.7	0.0	0.1	0.0	-0.6	1.2
Transportation polyurethane foam products.....	07	2601051	-	0.0	0.0	0.0	0.0	-
Transportation fabricated plastic parts (excluding foam and reinforced plastics).....	07	2601052	0.7	0.0	0.1	0.0	-0.7	1.3
Other parts and components for manufacturing.....	07	2602	2.3	0.0	-0.2	0.0	0.2	1.0
Other parts and components for manufacturing.....	07	260205	2.3	0.0	-0.2	0.0	0.2	1.0
All other miscellaneous polyurethane foam products.....	07	2602051	1.7	0.1	0.9	0.0	0.0	0.0
Electrical & electronic fabricated plastics (excl. foam and reinforced plastics).....	07	2602052	4.2	0.0	-0.8	0.0	0.6	1.5
All other polystyrene foam products incl. transportation application uses.....	07	2602053	0.8	0.0	0.0	0.0	0.0	0.0
Industrial machinery plastics products, excl foam (incl gears, bearings, bushings, cams).....	07	2602054	1.5	0.0	0.0	0.0	0.0	1.2
Foam components for furniture.....	07	2603	-1.6	0.0	0.0	0.0	0.0	0.0
Foam components for furniture.....	07	260305	-1.6	0.0	0.0	0.0	0.0	0.0
Other plastic products.....	07	29	2.7	1.4	0.3	0.0	0.0	0.4
Other plastics products.....	07	2901	2.7	1.4	0.3	0.0	0.0	0.4
Custom compounding of purchased resins and color concentrates.....	07	290196	0.7	1.5	0.0	-0.5	-0.7	0.3
All other reinforced and fiberglass plastics products.....	07	290197	6.4	1.6	0.9	0.8	1.2	0.5
Products made of foam other than polystyrene or polyurethane.....	07	290198	0.5	0.0	0.0	0.0	0.0	0.0
Plastic packaging products.....	07	2A	-0.4	0.6	-0.3	0.1	-0.5	-0.4
Plastics packaging products.....	07	2A01	-0.4	0.6	-0.3	0.1	-0.5	-0.4
Plastics packaging products.....	07	2A0101	-0.4	0.6	-0.3	0.1	-0.5	-0.4
Other plastics packaging products, excluding film, sheet, foam and bottles.....	07	2A01012	-0.5	1.2	-0.4	-0.2	-0.4	-0.9
Packaging polyurethane foam products.....	07	2A01013	0.0	0.0	0.0	0.0	0.0	0.0
Plastics bottles.....	07	2A01014	0.0	0.0	0.0	0.1	-0.4	0.0
Polystyrene foam food containers.....	07	2A01015	-0.4	-0.6	-0.7	1.5	-1.0	0.5
Polystyrene foam protective shipping pads, shaped cushioning, etc....	07	2A01016	-2.1	0.0	0.6	0.1	0.0	0.0
Consumer, institutional, and commercial products, n.e.c.....	07	2B	0.4	0.2	-0.5	0.3	0.2	0.2
All other consumer, institutional, and commercial products.....	07	2B01	0.4	0.2	-0.5	0.3	0.2	0.2
All other consumer, institutional, and commercial products.....	07	2B0101	0.4	0.2	-0.5	0.3	0.2	0.2
Consumer and institutional polystyrene foam products.....	07	2B01011	-3.5	0.4	-3.1	0.2	0.1	0.1
Consumer and institutional polyurethane foam products.....	07	2B01013	-	0.0	0.0	0.0	0.0	0.0
Consumer/institutional/commercial fabricated plastics products.....	07	2B01015	1.3	0.1	-0.1	0.4	0.3	0.3
Recyclable plastics.....	07	2C	-	2.0	-11.4	-5.1	9.1	-
Recyclable plastics.....	07	2C01	-	2.0	-11.4	-5.1	9.1	-

See footnotes at end of table.

Table 7. Producer price index percentage changes for commodity and service groupings and individual items, not seasonally adjusted — Continued
 [August 2024]

Title	Commodity code		Unadjusted 12-month percent change ¹	Unadjusted 1-month percent change ¹				
	Group code	Item code		Aug. 2023 to Aug. 2024 ^P	Mar. to Apr.	Apr. to May ^P	May to June ^P	June to July ^P
Recyclable plastics.....	07	2C0101	-	2.0	-11.4	-5.1	9.1	-
Lumber and wood products.....	08	-	-1.1	0.4	-0.8	-0.1	-0.6	0.4
Lumber.....	08	1	-1.3	1.3	-1.8	-0.3	-0.9	1.9
Softwood lumber.....	08	11	-6.1	0.9	-3.6	-0.6	-1.8	3.1
Softwood cut stock and dimension.....	08	1105	-7.4	0.0	-4.0	0.8	-1.0	0.1
Softwood cut stock and dimension.....	08	110503	-7.4	0.0	-4.0	0.8	-1.0	0.1
Softwood lumber, not edge worked.....	08	1106	-6.5	1.1	-3.8	-0.8	-2.1	3.7
Softwood lumber, not edge worked.....	08	110601	-6.5	1.1	-3.8	-0.8	-2.1	3.7
Softwood dressed lumber, less than 2 inches in nominal thickness, not edge worked.....	08	1106012	-2.1	6.5	3.5	-0.1	-1.3	-9.8
Softwood dressed 2-inch lumber, 2 inches in nominal thickness only, not edge worked.....	08	1106013	-7.2	0.3	-6.7	-2.0	-3.2	9.5
Softwood dressed lumber and timbers, more than 2 inches in nominal thickness, not edge worked.....	08	1106014	-18.8	2.7	-6.6	2.8	-3.2	0.1
Softwood lumber, made from purchased lumber.....	08	1107	-0.9	0.4	-0.6	-0.2	0.0	-0.6
Softwood lumber, made from purchased lumber.....	08	110701	-0.9	0.4	-0.6	-0.2	0.0	-0.6
Hardwood lumber.....	08	12	6.0	1.7	0.8	0.3	0.4	0.2
Hardwood cut stock and dimension.....	08	1203	12.4	1.2	0.0	1.3	2.7	2.5
Hardwood cut stock and dimension.....	08	120311	12.4	1.2	0.0	1.3	2.7	2.5
Hardwood flooring.....	08	1204	0.3	0.9	0.1	-0.3	0.2	-0.1
Oak and maple hardwood flooring.....	08	120401	0.6	0.9	0.1	-0.4	0.2	-0.1
Hardwood flooring, other than oak and maple.....	08	120402	-3.5	0.0	0.0	0.0	0.0	0.0
Hardwood lumber, not edge worked.....	08	1205	5.2	2.1	1.2	0.0	-0.3	-0.4
Hardwood lumber, not edge worked.....	08	120501	5.2	2.1	1.2	0.0	-0.3	-0.4
Millwork.....	08	2	1.0	0.5	-0.5	0.1	-0.2	0.0
General millwork.....	08	21	2.5	0.5	-0.1	0.1	-0.3	0.1
General millwork.....	08	2101	2.5	0.5	-0.1	0.1	-0.3	0.1
Stock wood kitchen cabinets, related cabinetwork and countertops.....	08	210102	0.7	0.0	0.0	0.6	-0.6	0.6
Stock wood kitchen cabinets and related cabinetwork for permanent installation.....	08	2101021	0.9	0.0	0.0	0.8	-0.7	0.7
Custom wood kitchen cabinets, bathroom vanities, and related cabinetwork.....	08	210105	4.5	0.0	0.0	0.2	-0.4	0.1
Custom wood kitchen cabinets and related cabinetwork not sold direct to customer at retail.....	08	2101051	5.3	0.0	0.0	0.0	-0.2	0.2
Custom wood kitchen cabinets, bathroom vanities, and related cabinet work sold at retail.....	08	2101052	3.1	0.0	0.0	0.6	-0.7	0.0
Wood window units.....	08	210112	3.2	0.0	0.0	0.0	0.0	0.0
Double hung wood window units.....	08	2101121	3.1	0.0	0.0	0.0	0.0	0.0
Casement wood window units.....	08	2101122	3.1	0.0	0.0	0.0	0.0	0.0
All other wood window units, including horizontal sliding, awning and single hung.....	08	2101123	3.6	0.0	0.0	0.0	0.0	0.0
Wood sash, excluding sash shipped in window units.....	08	210122	3.5	0.0	0.0	0.0	0.0	0.0
Wood window & door frames, incl. door frames in door units, excl. window frames in window units.....	08	210132	10.3	1.1	0.0	0.0	0.0	0.0
Wood panel, flush, & molded face doors, interior & exterior, incl. doors with glazed sections.....	08	210142	2.9	0.7	0.0	0.2	-0.3	-0.1
Other wood doors, incl. garage, patio, bifold, cabinet, screen, storm and louver.....	08	210152	1.9	0.0	-0.1	-0.1	0.1	-0.1
Wood moldings.....	08	210162	-4.8	-0.5	-0.8	-1.5	-1.2	0.1
Mirror and picture frames and framed pictures.....	08	210175	-	0.0	0.0	0.0	0.0	-
Other wood millwork products, including stairwork, exterior millwork, and softwood flooring.....	08	210183	3.0	3.9	-0.3	0.0	0.0	-0.1
Prefabricated structural members.....	08	22	-3.3	0.4	-1.6	0.1	-0.1	-0.3
Prefabricated structural members.....	08	2201	-3.3	0.4	-1.6	0.1	-0.1	-0.3
Laminated veneer lumber.....	08	220107	0.5	-0.2	0.1	0.4	0.4	0.0
Other engineered structural wood members, excluding trusses & laminated veneer lumber.....	08	220108	-1.5	-0.5	0.1	0.8	0.0	0.1
Wood trusses.....	08	220109	-4.2	0.7	-2.2	-0.1	-0.2	-0.5
Plywood.....	08	3	-4.0	1.2	-1.9	-1.4	-2.2	-1.2
Softwood veneer and plywood.....	08	31	-5.2	1.6	-3.5	-1.6	-3.5	-1.5
Softwood veneer and plywood.....	08	3103	-5.2	1.6	-3.5	-1.6	-3.5	-1.5
Softwood veneer and plywood.....	08	310303	-5.2	1.6	-3.5	-1.6	-3.5	-1.5
Softwood veneer, incl. veneer backed w/ paper, cloth, or other flexible material.....	08	3103031	-1.8	2.6	0.4	-1.1	-2.4	-5.0
Softwood plywood products: rough, sanded, and specialties.....	08	3103035	-7.1	1.0	-5.6	-1.8	-4.2	0.7
Hardwood veneer and plywood.....	08	35	-2.5	0.8	0.1	-1.2	-0.4	-0.8

See footnotes at end of table.

Table 7. Producer price index percentage changes for commodity and service groupings and individual items, not seasonally adjusted — Continued
 [August 2024]

Title	Commodity code		Unadjusted 12-month percent change ¹	Unadjusted 1-month percent change ¹				
	Group code	Item code		Aug. 2023 to Aug. 2024 ^P	Mar. to Apr.	Apr. to May ^P	May to June ^P	June to July ^P
Hardwood veneer and plywood.....	08	3501	-2.5	0.8	0.1	-1.2	-0.4	-0.8
Hardwood veneer, including veneer backed with paper, cloth, or other flexible material.....	08	350102	-2.2	1.2	-0.1	0.1	-0.7	-0.6
Hardwood plywood.....	08	350104	-0.7	0.1	2.5	-3.0	0.5	-1.5
Hardwood veneered panels, including two-ply veneers.....	08	350107	-7.4	1.2	-4.3	-0.8	-1.4	0.0
Other wood products.....	08	4	-3.6	0.1	-0.7	-0.1	-0.8	0.2
Wood pallets and pallet containers, wood and metal combination.....	08	41	-9.3	-1.0	-0.6	-0.3	-1.1	-0.2
Wood pallets and pallet containers.....	08	4101	-9.3	-1.0	-0.6	-0.3	-1.1	-0.2
Wood pallets and pallet containers, wood and metal combination.....	08	410101	-9.3	-1.0	-0.6	-0.3	-1.1	-0.2
Wood boxes.....	08	42	-7.9	4.2	-0.1	0.0	-3.5	-0.2
Wood boxes.....	08	4201	-7.9	4.2	-0.1	0.0	-3.5	-0.2
Nailed and lock-corner wood boxes.....	08	420101	-0.3	0.0	-1.1	0.0	0.8	0.0
Wood box and crate shook.....	08	420102	-5.3	1.3	0.0	0.0	-0.5	-0.5
Other wood container parts and wood containers.....	08	420127	-12.2	8.4	0.0	0.0	-7.4	0.0
Miscellaneous wood products.....	08	49	4.4	0.7	-0.8	0.0	-0.2	0.6
Wood ties, siding, shingles, and shakes, and contract sawing of logs owned by others.....	08	4903	-7.3	0.0	0.0	0.0	0.0	-3.4
Wood ties, siding, shingles, and shakes, and contract sawing of logs owned by others.....	08	490301	-7.3	0.0	0.0	0.0	0.0	-3.4
Sawn wood fence stock, wood lath, and contract resawing and planing.....	08	4904	0.0	0.0	0.0	0.0	0.0	0.0
Sawn wood fence stock, wood lath, and contract resawing and planing.....	08	490401	0.0	0.0	0.0	0.0	0.0	0.0
All other miscellaneous wood products.....	08	4909	5.8	0.9	-0.9	0.0	-0.2	1.0
All other miscellaneous wood products.....	08	490901	5.8	0.9	-0.9	0.0	-0.2	1.0
Logs, bolts, timber, pulpwood and wood chips.....	08	5	-2.8	-1.7	-0.1	0.1	0.4	0.6
Logs, bolts, timber, pulpwood and wood chips.....	08	51	-2.8	-1.7	-0.1	0.1	0.4	0.6
Logs, bolts, timber, pulpwood and wood chips.....	08	5105	-2.8	-1.7	-0.1	0.1	0.4	0.6
Logs, bolts, timber and pulpwood.....	08	510502	-3.2	-2.2	0.0	0.0	0.4	0.7
Wood chips, excluding field chips.....	08	510505	-1.0	0.0	-0.6	0.5	0.5	0.3
Prefabricated wood buildings & components.....	08	6	-0.3	0.6	-0.1	0.2	-1.1	0.0
Prefabricated wood buildings & components.....	08	61	-0.3	0.6	-0.1	0.2	-1.1	0.0
Prefabricated wood buildings and components.....	08	6101	-0.3	0.6	-0.1	0.2	-1.1	0.0
Prefabricated stationary wood buildings, components (not sold as complete units).....	08	610101	5.7	0.9	-0.5	-0.3	0.0	0.0
Prefabricated stationary wood buildings, precut packages (complete units).....	08	610102	-0.7	-0.2	-0.2	1.5	-0.1	-0.2
Prefabricated stationary wood buildings, shipped in panel form (complete units).....	08	610103	-2.7	1.1	0.0	-0.2	-3.0	-0.1
Prefabricated stationary wood buildings, shipped in three-dimensional assemblies.....	08	610104	1.3	0.5	0.1	0.0	0.0	0.3
Prefabricated stationary wood buildings, three-dimensional assemblies, residential.....	08	6101041	1.4	0.5	0.1	0.0	0.0	0.4
Prefabricated stationary wood buildings, three-dimensional assemblies, nonresidential.....	08	6101042	0.1	0.0	0.0	0.0	0.0	0.0
Treated wood and contract wood preserving.....	08	7	-1.6	0.3	-0.6	-0.3	-0.6	0.0
Treated wood and contract wood preserving.....	08	71	-1.6	0.3	-0.6	-0.3	-0.6	0.0
Treated wood.....	08	7101	-1.7	0.2	-0.6	-0.3	-0.6	0.0
Wood poles, piles, and posts owned and treated by the same establishment.....	08	710101	-1.2	0.3	-0.7	-0.1	0.5	-0.8
Other wood products owned and treated by the same establishment.....	08	710102	-2.3	0.1	-0.4	-0.7	-2.0	1.0
Contract wood preservation.....	08	7102	0.8	0.6	-0.7	0.0	0.0	0.1
Receipts for treating wood owned by others w/ arsenical chemicals, creosote, & other chemicals.....	08	710201	0.8	0.6	-0.7	0.0	0.0	0.1
Pulp, paper, and allied products.....	09	-	1.8	0.9	-0.1	-0.1	-0.1	0.5
Pulp, paper, and prod., ex. bldg. paper.....	09	1	3.2	0.6	0.5	0.1	0.3	0.6
Wood pulp.....	09	11	20.6	5.3	2.1	0.5	1.7	1.1
Wood pulp.....	09	1105	20.6	5.3	2.1	0.5	1.7	1.1
Wood pulp.....	09	110501	20.6	5.3	2.1	0.5	1.7	1.1
Special alpha and dissolving wood pulp, incl. sulfite and sulfate and other wood pulp.....	09	1105012	27.0	6.7	2.3	0.6	1.8	1.2
All other miscellaneous pulp, other than wood, and pulp mill byproducts incl. turpentine.....	09	1105017	-21.1	-6.8	0.0	-0.4	1.2	-0.1
Recyclable paper.....	09	12	73.9	-0.6	2.0	0.7	0.1	-3.4
News and other low grade recyclable paper.....	09	1201	-	0.0	0.0	0.0	0.0	-

See footnotes at end of table.

Table 7. Producer price index percentage changes for commodity and service groupings and individual items, not seasonally adjusted — Continued
 [August 2024]

Title	Commodity code		Unadjusted 12-month percent change ¹	Unadjusted 1-month percent change ¹				
	Group code	Item code		Aug. 2023 to Aug. 2024 ^P	Mar. to Apr.	Apr. to May ^P	May to June ^P	June to July ^P
News and other low grade recyclable paper.....	09	120125	-	0.0	0.0	0.0	0.0	-
Corrugated recyclable paper.....	09	1203	62.2	-0.7	2.1	1.0	0.0	-6.9
Corrugated recyclable paper.....	09	120325	62.2	-0.7	2.1	1.0	0.0	-6.9
High grade recyclable paper (including pulp substitutes and deinking).....	09	1207	105.5	-0.6	2.2	0.1	0.5	5.8
High grade recyclable (including pulp substitutes and deinking).....	09	120725	105.5	-0.6	2.2	0.1	0.5	5.8
Paper.....	09	13	1.9	0.4	0.6	-0.1	0.1	0.4
Writing and printing papers.....	09	1301	0.3	0.3	0.7	0.1	0.3	-0.1
Bleached bristol, clay-coated, uncoated, and industrial converted paper.....	09	130119	-0.1	0.2	0.5	0.1	0.1	-0.1
Newsprint.....	09	1302	-16.5	-5.0	0.3	0.0	0.0	0.0
Newsprint.....	09	130291	-16.5	-5.0	0.3	0.0	0.0	0.0
Packaging and industrial converting paper.....	09	1303	3.9	0.4	0.1	0.1	-0.3	1.0
Coated and laminated single and multi-web paper.....	09	130321	0.8	0.1	0.0	0.0	0.1	0.0
Single-web paper, rolls and sheets, including waxed, for flexible packaging uses.....	09	1303211	0.1	0.0	0.0	0.0	0.0	0.0
Multiweb laminated rolls and sheets, except foil, for flexible packaging uses.....	09	1303213	1.7	0.3	0.0	0.0	0.2	0.0
Coated and laminated single and multi-web film.....	09	130322	4.3	0.5	0.2	0.1	-0.5	1.5
Single-web film, rolls, and sheets, including coextruded, for flexible packaging uses.....	09	130322A	5.5	0.6	0.0	0.1	-0.8	1.7
Single-web film, rolls, and sheets for flexible packaging uses.....	09	130322A1	5.0	0.6	0.1	0.0	-0.8	1.7
Coextruded single-web film, for flexible packaging uses.....	09	130322A2	8.1	0.8	-0.3	0.3	-0.5	2.1
All other coated and processed papers.....	09	1305	3.9	2.4	2.6	-2.9	1.5	-0.9
Converted foil for nonpackaging applications.....	09	130505	0.0	0.0	0.0	0.0	0.0	0.0
Other coated and processed papers, except for packaging uses.....	09	130506	5.0	3.1	3.3	-3.6	2.0	-1.1
Paperboard.....	09	14	2.4	0.5	0.3	0.3	0.5	1.6
Corrugated paperboard in sheets and rolls, lined and unlined.....	09	1405	1.5	0.0	0.1	0.5	0.0	0.4
Corrugated paperboard in sheets and rolls, lined and unlined.....	09	140551	1.5	0.0	0.1	0.5	0.0	0.4
Paperboard, excluding corrugated paperboard in sheets and rolls.....	09	1411	2.5	0.6	0.3	0.3	0.6	1.9
Recycled paperboard.....	09	141105	3.3	1.9	0.7	0.0	0.5	2.4
Unbleached kraft packaging and industrial converting paperboard.....	09	141107	1.5	0.2	0.3	0.5	0.9	2.0
Bleached packaging and industrial converting paperboard.....	09	141112	-0.2	0.0	0.0	0.0	0.1	0.0
Converted paper and paperboard products.....	09	15	0.5	0.5	0.5	-0.1	0.3	0.7
Sanitary paper products, including stock.....	09	1501	-2.5	0.2	0.2	-0.1	0.4	0.0
Sanitary paper products, including stock.....	09	150123	-2.5	0.2	0.2	0.0	0.4	0.0
Sanitary tissue paper products, made in paper mills.....	09	1501233	-2.9	-0.1	0.0	0.0	0.4	0.0
Disposable diapers and similar disposable products, purchased sanitary paper stock and wadding.....	09	1501234	0.0	0.0	0.0	0.0	0.0	0.0
Sanitary tissue paper products, made from purchased sanitary paper stock or wadding.....	09	1501235	-3.8	1.4	0.8	-0.3	0.8	-0.1
Paper, plastic, and foil bags.....	09	1502	0.8	0.2	0.0	0.1	0.0	0.5
Uncoated single-web paper grocers' bags and sacks and variety and shopping bags.....	09	150214	0.4	0.0	0.0	0.0	0.3	0.0
Specialty bags, pouches and liners.....	09	150216	0.9	0.2	-0.1	0.1	0.0	0.5
Plastics, foil, and coated paper bags.....	09	1502161	-0.2	-0.3	0.0	0.0	0.4	0.0
Specialty bags, pouches, and liners, multiweb laminations and foil, except film-film.....	09	15021612	-0.5	-0.2	-0.1	0.1	0.2	0.0
Single-web film specialty bags, pouches, and liners.....	09	1502162	1.1	0.3	0.0	0.1	0.0	0.6
Polyethylene grocery and variety bags and pouches.....	09	15021621	3.4	0.0	0.2	0.0	0.0	2.7
Polyethylene refuse bags.....	09	15021622	-0.9	0.9	0.9	0.0	0.0	0.1
Other polyethylene bags, pouches, and liners.....	09	15021625	1.7	0.3	-0.6	0.4	-0.1	0.3
Coextruded single-web film specialty bags, pouches, & liners.....	09	15021626	1.3	0.0	0.0	0.0	0.0	0.0
Multiweb film/film combination specialty bags, pouches and liners.....	09	1502163	-4.4	0.4	-3.5	-1.6	-1.5	0.3
Paper boxes and containers.....	09	1503	1.4	0.6	0.8	-0.2	0.4	1.2
Corrugated shipping containers.....	09	150301	2.1	0.9	0.7	0.1	0.1	1.8
Corrugated shipping containers for food and beverages and carryout boxes for retail food.....	09	1503011	2.7	1.2	0.9	0.3	0.5	1.6
Corrugated shipping containers for paper and allied products.....	09	1503012	5.3	0.6	-0.2	0.0	0.0	2.1
Corrugated shipping containers for metal and electrical machinery.....	09	1503013	-2.1	2.0	0.2	0.0	0.0	1.2
Corrugated shipping containers for all other end uses.....	09	1503014	1.7	0.3	1.0	0.0	-0.3	2.1
Setup (rigid) paperboard boxes.....	09	150322	4.7	2.5	-0.2	-0.2	0.0	0.0
Folding paperboard boxes, packaging, and packaging components.....	09	150336	0.2	0.1	1.2	-0.7	0.9	0.2
Folding paperboard boxes, packaging, and packaging components.....	09	15033601	0.2	0.1	1.2	-0.7	0.9	0.2
Paperboard fiber drums with ends of any material.....	09	150337	4.0	2.3	2.2	0.0	0.3	0.5
Other corrugated and solid fiber products, including containers, pallets, pads, etc.....	09	1504	9.1	1.5	1.5	0.0	0.3	2.8
Other corrugated and solid fiber products, including containers, pallets, pads, etc.....	09	150441	9.1	1.5	1.5	0.0	0.3	2.8

See footnotes at end of table.

Table 7. Producer price index percentage changes for commodity and service groupings and individual items, not seasonally adjusted — Continued
 [August 2024]

Title	Commodity code		Unadjusted 12-month percent change ¹	Unadjusted 1-month percent change ¹				
	Group code	Item code		Aug. 2023 to Aug. 2024 ^P	Mar. to Apr.	Apr. to May ^P	May to June ^P	June to July ^P
Office supplies and accessories.....	09	1506	1.0	0.1	0.7	-0.1	-0.9	0.0
Envelopes.....	09	150636	-1.8	0.3	0.1	0.3	-0.3	-0.1
Die-cut paper and paperboard office supplies.....	09	150646	13.6	0.0	-0.2	0.0	0.0	0.0
Paper supplies for business machines and other misc. unprinted office supplies.....	09	150655	1.6	0.6	2.7	0.0	-4.2	0.5
Tablets, pads, and related products.....	09	150657	-2.0	-1.2	-0.1	0.2	0.0	0.0
Fiber cans, tubes, and similar fiber products.....	09	1507	0.1	1.8	0.1	0.2	0.2	-1.3
Fiber cans, all fiber and composite.....	09	150731	2.7	4.5	0.2	0.1	-0.1	0.6
Fiber cores and tubes.....	09	150732	-1.2	0.4	0.0	0.2	0.5	-2.4
Paperboard cones, reels, spools, bobbins, blocks, and all vulcanized fiber products.....	09	150733	0.0	0.0	0.0	0.0	0.0	0.0
Molded pulp goods, including egg cartons, florists pots, food trays, etc.	09	1508	-1.5	1.2	0.8	0.3	-0.1	0.1
Molded pulp goods, including egg cartons, florists pots, food trays, etc.....	09	150814	-1.5	1.2	0.8	0.3	-0.1	0.1
Miscellaneous converted paper and paperboard products.....	09	1509	0.0	-0.2	-0.1	0.1	0.7	-0.4
Pasted, lined, laminated, or surface-coated paperboard.....	09	150901	-1.6	0.1	0.0	0.0	0.0	0.0
Wallcoverings.....	09	150902	1.9	0.0	0.0	1.9	0.0	0.0
Other sanitary paper products & misc. converted paper & paperboard products.....	09	150999	0.3	-0.3	-0.1	0.0	0.9	-0.5
Miscellaneous converted paper and paperboard products.....	09	1509992	0.3	-0.3	-0.1	0.0	0.9	-0.5
Pressure-sensitive products.....	09	16	-1.1	0.5	-0.8	1.1	-0.5	-0.1
Pressure-sensitive products.....	09	1601	-1.1	0.5	-0.8	1.1	-0.5	-0.1
Pressure-sensitive products.....	09	160101	-1.1	0.5	-0.8	1.1	-0.5	-0.1
Building paper & building board mill prods.....	09	2	-27.0	17.6	-12.9	-4.6	-13.2	-1.5
Hardboard, particleboard & fiberboard prods.....	09	22	-27.0	17.6	-12.9	-4.6	-13.2	-1.5
Particleboard and fiberboard.....	09	2201	-27.9	18.3	-13.3	-4.8	-13.8	-1.5
Particleboard made from particleboard produced at the same location...	09	220125	-1.0	2.1	1.1	-0.3	0.3	1.2
Medium density fiberboard (MDF) made from MDF produced at the same location.....	09	220131	-	-0.1	0.9	-1.1	-0.2	-
Prefinished particleboard and medium density fiberboard (MDF) made from purchased materials.....	09	220141	-13.7	0.0	-1.7	0.1	-0.4	0.0
Hardboard products.....	09	2202	-0.2	0.0	-0.2	0.0	0.0	0.0
Hardboard products.....	09	220206	-0.2	0.0	-0.2	0.0	0.0	0.0
Publications, printed matter and printing material.....	09	4	1.9	0.0	-0.1	0.0	0.3	0.3
Books printing.....	09	44	4.3	2.0	-3.2	0.0	0.1	1.2
Books printing.....	09	4401	4.3	2.0	-3.2	0.0	0.1	1.2
Books printing.....	09	440114	4.3	2.0	-3.2	0.0	0.1	1.2
Textbook printing and binding.....	09	4401141	-1.3	0.0	0.0	0.0	0.5	0.0
Technical, scientific, & professional book printing & binding.....	09	4401143	-2.7	0.0	3.2	0.0	2.2	0.0
Religious book printing and binding.....	09	4401145	0.5	1.3	0.5	0.0	-1.2	0.6
General book (trade, etc.) printing and binding.....	09	4401147	10.5	4.5	-7.8	0.0	0.0	2.7
Other book and pamphlet printing and binding.....	09	440114E	2.5	0.0	0.0	0.0	0.0	0.0
Manifold business forms printing.....	09	45	6.6	0.0	0.0	0.0	0.0	3.2
Manifold business forms printing.....	09	4501	6.6	0.0	0.0	0.0	0.0	3.2
Manifold business forms printing, excluding checkbooks.....	09	450105	6.6	0.0	0.0	0.0	0.0	3.2
Commercial printing.....	09	47	1.8	-0.2	0.1	0.0	0.3	0.2
Magazine and periodical printing.....	09	4701	-1.1	-1.1	0.0	0.0	0.4	0.3
Magazine and periodical printing (lithographic).....	09	470102	-1.1	-1.1	0.0	0.0	0.4	0.3
Label and wrapper printing for packaging.....	09	4702	0.6	0.3	0.0	-0.1	0.3	0.0
Label and wrapper printing (lithographic).....	09	470202	1.2	0.0	0.0	0.0	1.2	0.0
Label and wrapper printing (flexographic).....	09	470205	0.5	0.5	0.0	-0.1	0.0	0.1
Catalog and directory printing.....	09	4703	-0.9	-1.1	0.0	0.0	0.2	0.0
Catalog and directory printing (lithographic).....	09	470302	-0.9	-1.1	0.0	0.0	0.2	0.0
Advertising printing.....	09	4705	-0.3	-1.1	0.0	0.0	0.8	-0.1
Advertising printing (lithographic).....	09	470506	-0.3	-1.2	0.0	0.0	0.8	-0.1
Other general job printing.....	09	4706	1.5	1.0	0.0	0.0	-0.5	-1.2
Quick printing.....	09	470604	23.9	8.0	0.0	0.0	0.0	0.0
Other commercial and general job printing.....	09	470609	-2.1	-0.1	0.0	0.0	-0.7	-1.4
Other commercial and general job printing (lithographic).....	09	4706091	-2.4	-0.1	0.0	0.0	-0.7	-1.6
All other commercial and general job printing.....	09	4706094	1.4	0.0	0.0	0.0	0.0	0.0
Other commercial printing, incl. screen, engraving, digital, & general job exc. labels/wrappers.....	09	4711	4.6	-0.3	0.4	0.1	0.5	1.0
Commercial screen printing, excluding on garments, apparel accessories, & other fabric articles.....	09	471101	4.5	0.0	0.0	0.0	0.0	2.9
Screen printing (excluding on textiles, apparel, apparel accessories, and labels).....	09	4711012	4.5	0.0	0.0	0.0	0.0	2.9

See footnotes at end of table.

Table 7. Producer price index percentage changes for commodity and service groupings and individual items, not seasonally adjusted — Continued
 [August 2024]

Title	Commodity code		Unadjusted 12-month percent change ¹	Unadjusted 1-month percent change ¹				
	Group code	Item code		Aug. 2023 to Aug. 2024 ^P	Mar. to Apr.	Apr. to May ^P	May to June ^P	June to July ^P
Other commercial and general job screen printing.....	09	47110123	2.7	0.0	0.0	0.0	0.0	0.0
Digital printing.....	09	471103	5.3	-0.4	0.5	0.1	0.6	0.8
Blankbooks, binders, and bookbinding work.....	09	48	1.8	0.0	0.2	0.3	0.2	0.0
Tradebinding and related work.....	09	4802	3.0	0.0	0.3	0.5	0.3	-0.1
Miscellaneous binding and postpress work, incl collating, perforating, folding, gluing, etc.....	09	480203	-2.0	0.0	-0.4	0.8	0.0	-1.2
Softcover, pamphlet, sample book, and other binding of books and materials printed elsewhere.....	09	480204	1.3	-0.1	0.1	0.3	0.1	0.9
Services for the printing trade.....	09	49	0.1	0.0	0.0	0.0	0.0	0.0
Prepress services, including platemaking.....	09	4905	0.1	0.0	0.0	0.0	0.0	0.0
Prepress services, excl platemaking (incl film, assembled flats, color sep., typesetting, etc.).....	09	490501	-0.1	0.0	0.0	0.0	0.0	0.0
Printing plates and cylinders, prepared for printing (excl blank plates and blank cylinders).....	09	490502	0.4	0.0	0.0	0.0	0.0	0.0
Metals and metal products.....	10	—	-0.8	0.1	1.3	-0.4	-0.4	-0.9
Iron and steel.....	10	1	-10.0	-2.2	0.0	-1.7	-1.7	-1.7
Iron ores.....	10	11	0.8	0.7	0.3	-0.7	2.1	0.0
Iron ores.....	10	1105	0.8	0.7	0.3	-0.7	2.1	0.0
Iron ores.....	10	110555	0.8	0.7	0.3	-0.7	2.1	0.0
Iron and steel scrap.....	10	12	-1.9	-2.2	-0.4	-3.7	2.5	-0.2
Carbon steel scrap.....	10	1211	-1.7	-2.7	-0.6	-3.6	3.0	0.2
Heavy melting scrap.....	10	121191	—	-3.3	-1.5	-3.9	0.0	—
Carbon steel scrap bundles.....	10	121192	-12.3	0.1	0.0	-5.4	0.5	0.0
Shredded carbon steel scrap.....	10	121193	-3.4	-3.6	-1.3	-3.6	0.2	0.0
Cut plate and structural scrap.....	10	121194	-4.8	-0.6	1.8	-2.7	0.4	0.2
Stainless and other alloy steel scrap.....	10	1212	-2.1	1.8	2.1	-4.6	-2.1	-4.6
Stainless and other alloy steel scrap.....	10	121208	-2.1	1.8	2.1	-4.6	-2.1	-4.6
Cast iron scrap.....	10	1213	-4.5	0.0	0.0	-1.5	1.9	-0.9
Cast iron scrap.....	10	121308	-4.5	0.0	0.0	-1.5	1.9	-0.9
Other ferrous scrap.....	10	1215	—	0.1	-0.1	-10.7	—	—
Other ferrous scrap.....	10	121501	—	0.1	-0.1	-10.7	—	—
Foundry and forge shop products.....	10	15	0.1	-0.3	-1.0	0.8	-0.9	-0.1
Pressure and soil pipe and fittings, cast iron.....	10	1502	2.4	-0.1	0.0	0.1	0.0	0.1
Cast iron pressure and soil pipe and fittings, except ductile pressure pipe.....	10	150227	—	0.0	0.0	0.0	0.0	0.0
Other gray and ductile iron castings.....	10	1504	0.1	-0.2	0.0	-0.2	-0.4	-0.1
Ductile iron castings (excluding pressure pipe & fittings).....	10	150413	-1.1	-0.4	-0.1	-0.4	-0.6	-0.1
Gray iron castings (including molds and stools for heavy steel ingots).....	10	150419	1.7	0.1	0.0	0.0	-0.1	0.0
Standard and pearlitic malleable iron castings.....	10	1505	—	-0.5	-0.5	0.0	-4.2	-0.1
Standard and pearlitic malleable iron castings.....	10	150501	—	-0.5	-0.5	0.0	-4.2	-0.1
Steel investment castings.....	10	1506	-0.6	-1.1	-0.2	0.0	1.9	0.0
Steel investment castings.....	10	150624	-0.6	-1.1	-0.2	0.0	1.9	0.0
Carbon steel castings, except investment.....	10	1507	2.2	0.0	0.3	0.0	0.0	0.0
Carbon steel castings, except investment.....	10	150701	2.2	0.0	0.3	0.0	0.0	0.0
High alloy steel castings, excluding investment.....	10	1508	—	0.0	0.1	0.0	0.0	—
High alloy steel castings, excluding investment.....	10	150801	—	0.0	0.1	0.0	0.0	—
Other alloy steel castings, except investment.....	10	1509	-2.7	0.0	0.0	0.0	0.0	0.0
Other alloy steel castings, except investment.....	10	150901	-2.7	0.0	0.0	0.0	0.0	0.0
Other forge shop products.....	10	1513	-0.7	0.0	-3.1	2.8	-3.2	-0.3
Closed die forgings, ferrous.....	10	151359	0.1	0.0	-4.1	3.9	-4.2	-0.3
Hot impression die impact, press and upset steel forgings.....	10	15135912	0.2	0.0	-4.4	4.3	-4.6	-0.3
Hot impression die impact, press, and upset carbon steel forgings.....	10	151359121	1.2	0.0	-8.2	8.8	-9.8	-0.4
Hot impression die impact, press, & upset alloy steel forgings, except stainless and high temp.....	10	151359122	-0.8	0.0	-0.8	0.1	0.9	-0.4
Steel mill products.....	10	17	-14.3	-2.7	0.3	-1.8	-3.2	-2.6
Semifinished steel mill products.....	10	1702	-13.9	-1.6	-1.5	-1.2	-2.5	-0.7
Hot rolled steel bars, plates, and structural shapes.....	10	1704	-8.7	-1.4	-1.7	-1.3	-0.7	-1.3
Hot rolled steel bars, plates, and structural shapes, carbon.....	10	170410	-8.7	-1.4	-1.8	-1.4	-0.7	-1.3
Steel wire.....	10	1705	-8.1	-0.7	-0.5	-0.3	-1.1	-1.4
Steel wire, carbon.....	10	170501	-7.9	-0.5	-0.7	-0.2	-1.3	-2.0
Steel pipe and tube.....	10	1706	-6.5	-1.7	-0.1	-1.8	-0.1	-1.3
Steel pipe and tube, carbon.....	10	170652	-8.1	-3.0	0.1	-1.9	-0.2	-1.2
Steel pipe and tube, stainless steel.....	10	170674	-7.3	1.0	-0.7	-3.1	1.4	-2.4
Cold rolled steel sheet and strip.....	10	1707	-13.9	-2.8	0.7	-3.3	-4.9	-6.0

See footnotes at end of table.

Table 7. Producer price index percentage changes for commodity and service groupings and individual items, not seasonally adjusted — Continued
[August 2024]

Title	Commodity code		Unadjusted 12-month percent change ¹	Unadjusted 1-month percent change ¹				
	Group code	Item code		Aug. 2023 to Aug. 2024 ^P	Mar. to Apr.	Apr. to May ^P	May to June ^P	June to July ^P
Cold rolled steel sheet and strip.....	10	170710	-13.9	-2.8	0.7	-3.3	-4.9	-6.0
Cold finished steel bars and bar shapes.....	10	1708	-5.5	-2.2	-0.9	-0.5	-1.2	-0.8
Cold finished steel bars and bar shapes.....	10	170810	-5.5	-2.2	-0.9	-0.5	-1.2	-0.8
Electrometallurgical ferroalloy products.....	10	1712	-14.9	-0.1	3.0	-0.5	0.6	-0.2
Electrometallurgical ferroalloy products.....	10	171201	-14.9	-0.1	3.0	-0.5	0.6	-0.2
Nonferrous metals.....	10	2	6.4	2.7	4.3	0.2	0.0	-2.6
Nonferrous metal ores.....	10	21	9.6	3.1	2.2	-2.9	2.2	-1.9
Primary nonferrous metals.....	10	22	10.3	3.8	5.0	0.7	-0.2	-2.2
Primary nonferrous metals.....	10	2201	10.3	3.8	5.0	0.7	-0.2	-2.2
Nonferrous scrap.....	10	23	6.4	4.0	7.4	1.1	-0.7	-6.2
Copper base scrap.....	10	2301	6.1	6.1	7.6	-4.7	2.2	-8.3
No. 1 copper scrap, including wire.....	10	230101	6.5	7.1	7.7	-5.3	2.5	-9.2
No. 2 copper scrap, including wire.....	10	230102	10.0	9.1	10.8	-7.3	4.0	-11.1
Yellow brass scrap.....	10	230103	-	0.6	4.2	-0.5	-0.5	-
Aluminum base scrap.....	10	2302	18.8	3.0	13.9	8.1	-3.8	-7.4
Used beverage can scrap.....	10	230205	32.0	9.8	9.7	2.5	0.6	-3.7
Other nonferrous scrap (including lead, zinc and precious metals).....	10	2303	-6.7	2.6	-0.8	-0.8	0.4	-1.8
Other nonferrous scrap (including lead, zinc and precious metals).....	10	230309	-6.7	2.6	-0.8	-0.8	0.4	-1.8
Secondary nonferrous metals.....	10	24	7.9	2.6	4.2	0.3	0.6	-0.3
Secondary aluminum.....	10	2402	-0.4	0.7	4.5	2.1	-0.4	-1.1
Secondary aluminum.....	10	240229	-0.4	0.7	4.5	2.1	-0.4	-1.1
Secondary copper, alloyed and unalloyed.....	10	2403	13.8	3.6	8.7	0.5	0.7	-2.6
Secondary copper, alloyed and unalloyed.....	10	240339	13.8	3.6	8.7	0.5	0.7	-2.6
Secondary precious metals.....	10	2406	28.5	6.8	1.2	-1.3	2.1	4.2
Secondary precious metals.....	10	240669	28.5	6.8	1.2	-1.3	2.1	4.2
All other miscellaneous secondary nonferrous metals, including lead and zinc.....	10	2408	2.2	0.9	5.2	-2.5	1.4	-3.4
All other miscellaneous secondary nonferrous metals, including lead and zinc.....	10	240801	2.2	0.9	5.2	-2.5	1.4	-3.4
Nonferrous mill shapes.....	10	25	5.1	1.8	3.8	1.9	0.0	-1.6
Aluminum mill shapes.....	10	2501	2.7	0.6	4.4	2.3	0.6	-2.2
Extruded aluminum shapes, including rod, bar, and wire.....	10	250162	1.6	0.3	2.5	3.1	-0.4	-1.3
Copper and brass mill shapes.....	10	2502	10.0	4.4	4.5	2.1	-1.5	-1.9
Copper and copper alloy rod, bar and shapes.....	10	250238	5.9	4.2	4.6	1.3	-2.7	-2.5
Copper and copper alloy pipe and tube.....	10	250239	-	6.5	10.6	6.3	-	-
Nickel and nickel-base alloy mill shapes.....	10	2504	-1.8	0.3	0.0	-1.0	1.8	1.3
Nickel and nickel-base alloy mill shapes.....	10	250466	-1.8	0.3	0.0	-1.0	1.8	1.3
Titanium and titanium-base alloy mill shapes.....	10	2505	5.7	0.3	1.0	0.0	0.0	3.1
Titanium and titanium-base alloy mill shapes.....	10	250505	5.7	0.3	1.0	0.0	0.0	3.1
Other nonferrous mill shapes.....	10	2519	12.2	4.4	0.3	0.8	1.0	-1.0
All other nonferrous metal mill shapes, except precious metal.....	10	251935	15.1	2.1	0.2	1.1	1.4	-0.9
Nonferrous wire and cable.....	10	26	4.1	3.4	6.1	-0.4	-1.8	-3.0
Nonferrous wire and cable.....	10	2603	4.1	3.4	6.1	-0.4	-1.8	-3.0
Electronic wire and cable.....	10	260301	6.8	0.2	1.8	1.4	0.0	-2.5
Copper wire and cable.....	10	260314	7.7	5.8	10.2	-1.6	-3.4	-5.1
Power wire and cable.....	10	260332	-3.2	0.4	2.4	1.1	0.1	0.9
Fiber optic cable.....	10	260333	-7.7	0.0	0.0	0.1	0.3	0.0
Other wire and cable.....	10	260398	8.5	0.3	0.6	1.9	1.6	-0.4
Nonferrous forge shop products.....	10	27	4.6	0.0	0.0	0.9	0.5	0.0
Nonferrous forge shop products.....	10	2701	4.6	0.0	0.0	0.9	0.5	0.0
Nonferrous forge shop products.....	10	270111	4.6	0.0	0.0	0.9	0.4	0.0
Hot impression die, impact, press and upset aluminum and other nonferrous forgings.....	10	2701111	5.0	0.0	0.0	0.9	0.5	0.0
Hot impression die, impact, press and upset aluminum and aluminum alloy forgings.....	10	27011111	4.2	-0.1	-0.1	0.3	1.0	0.0
Hot impression die, impact, press and upset titanium and titanium alloy forgings.....	10	27011112	5.2	0.0	0.0	1.3	0.0	0.0
Other nonferrous hot impression die impact, press, and upset forgings.....	10	27011113	10.3	0.0	0.0	3.5	0.0	0.0
Nonferrous foundry shop products.....	10	28	4.6	0.4	1.1	0.5	0.0	-0.4
Aluminum castings.....	10	2802	3.5	0.1	0.6	0.5	0.4	0.0
Aluminum die-castings.....	10	280207	2.2	0.1	0.6	0.5	0.5	0.0
Aluminum castings, excluding die-castings.....	10	280208	5.9	0.0	0.5	0.4	0.1	0.0
Castings, nonferrous (except aluminum).....	10	2807	6.8	1.1	2.1	0.5	-0.8	-1.2

See footnotes at end of table.

Table 7. Producer price index percentage changes for commodity and service groupings and individual items, not seasonally adjusted — Continued
 [August 2024]

Title	Commodity code		Unadjusted 12-month percent change ¹	Unadjusted 1-month percent change ¹				
	Group code	Item code		Aug. 2023 to Aug. 2024 ^P	Mar. to Apr.	Apr. to May ^P	May to June ^P	June to July ^P
Castings, nonferrous (except aluminum).....	10	280701	6.8	1.1	2.1	0.5	-0.8	-1.2
Nonferrous die-castings (except aluminum).....	10	2807011	-1.1	0.0	1.2	1.0	-2.1	-0.6
Copper base castings (excluding die-castings).....	10	2807013	9.8	3.1	4.8	0.5	-0.2	-2.8
Metal containers.....	10	3	-0.6	-0.1	0.2	0.2	0.7	-0.3
Metal cans and can components.....	10	31	-0.6	-0.2	-0.1	0.1	0.9	0.0
Steel cans and tinware end products.....	10	3102	-2.0	0.2	-0.2	0.2	0.0	0.0
Steel cans and tinware end products.....	10	310231	-2.0	0.2	-0.2	0.2	0.0	0.0
Aluminum cans and can components.....	10	3103	0.3	-0.4	0.0	0.0	1.5	0.0
Aluminum cans and can components.....	10	310331	0.3	-0.4	0.0	0.0	1.5	0.0
Barrels, drums, pails and other metal containers.....	10	32	-0.8	0.0	1.5	0.5	0.0	-1.4
Barrels, drums, pails and other metal containers.....	10	3201	-0.8	0.0	1.5	0.5	0.0	-1.4
Steel shipping barrels and drums (excl. beer barrels) (more than 12-gallon capacity).....	10	320106	-1.3	0.0	4.1	0.2	0.0	-2.8
All other metal containers.....	10	320107	0.0	0.0	0.0	0.9	0.0	-0.6
Hardware.....	10	4	-0.6	-0.1	0.1	0.0	0.0	0.1
Hardware, n.e.c.....	10	41	-1.2	-0.1	0.0	0.0	0.0	0.1
Builders' hardware.....	10	4101	-0.9	0.0	0.0	0.0	0.0	0.0
Builders' hardware (lock units, key blanks, door & window hardware, cabinet hardware, etc.).....	10	410104	-0.9	0.0	0.0	0.0	0.0	0.0
Transportation equipment hardware.....	10	4103	-0.1	-0.4	0.0	0.0	0.0	0.0
Furniture hardware.....	10	4104	0.9	0.3	-0.2	0.0	0.0	1.7
Furniture hardware.....	10	410411	0.9	0.3	-0.2	0.0	0.0	1.7
Other miscellaneous hardware.....	10	4105	-7.1	0.1	-0.1	0.1	0.1	0.0
Other miscellaneous hardware.....	10	410502	-7.1	0.1	-0.1	0.1	0.1	0.0
Hand and edge tools.....	10	42	0.5	0.0	0.3	0.0	0.0	0.1
Hand and edge tools.....	10	4201	0.5	0.0	0.3	0.0	0.0	0.1
Mechanics hand service tools.....	10	420135	0.8	0.0	1.1	0.0	0.2	0.3
Edge tools, hand operated.....	10	420145	0.3	0.0	0.0	0.0	0.0	0.0
All other misc handtools, including cutting dies, machine & power-driven (except metal cutting).....	10	420155	0.7	0.0	0.2	0.0	0.0	0.0
Plumbing fixtures and fittings.....	10	5	1.8	-0.1	0.2	-0.2	0.3	0.2
Plumbing fixture fittings and trim.....	10	54	1.8	0.0	0.3	0.2	0.0	0.0
Plumbing fixtures, fittings, and trim.....	10	5402	1.8	0.0	0.3	0.2	0.0	0.0
Lavatory and sink fittings.....	10	540218	1.6	0.0	0.1	0.0	0.0	0.0
Miscellaneous plumbing fixtures, fittings, and trim.....	10	540223	1.8	0.0	0.0	0.5	0.0	0.0
Heating equipment.....	10	6	3.0	0.5	0.3	0.1	0.0	0.1
Steam and hot water equipment.....	10	61	6.5	-	-	-	0.1	1.3
Steam and hot water equipment.....	10	6101	6.5	-	-	-	0.1	1.3
Cast iron heating boilers, radiators and convectors.....	10	610106	7.0	-	-	-	0.2	1.7
Furnaces and heaters, including parts.....	10	62	1.9	-0.1	-0.7	0.1	0.0	0.0
Furnaces and heaters, including parts.....	10	6201	1.9	-0.1	-0.7	0.1	0.0	0.0
Furnaces and heaters, including parts.....	10	620146	1.9	-0.1	-0.7	0.1	0.0	0.0
Warm air furnaces, including parts.....	10	6201461	-	-0.1	-1.0	-	-	-
Warm air furnaces.....	10	62014611	-	-0.1	-1.0	-	-	-
Floor and wall furnaces, unit heaters, infrared heaters, & mechanical stokers, including parts.....	10	6201462	0.4	0.0	0.0	0.2	0.0	0.0
Other heating equipment, non-electric, including parts.....	10	63	2.9	0.2	0.4	0.3	0.1	0.0
Other heating equipment, non-electric, including parts.....	10	6301	2.9	0.2	0.4	0.3	0.1	0.0
Other heating equipment, non-electric, including parts.....	10	630161	2.9	0.2	0.4	0.3	0.1	0.0
Domestic heating stoves.....	10	64	2.0	0.0	0.0	0.0	0.0	0.0
Domestic heating stoves.....	10	6401	2.0	0.0	0.0	0.0	0.0	0.0
Domestic heating stoves.....	10	640141	2.0	0.0	0.0	0.0	0.0	0.0
Domestic water heaters.....	10	66	3.5	1.8	0.0	0.0	0.0	0.0
Domestic water heaters.....	10	6601	3.5	1.8	0.0	0.0	0.0	0.0
Household water heaters, electric, for permanent installation.....	10	660101	4.0	2.0	0.0	0.0	0.0	0.0
Household water heaters, except electric.....	10	660114	3.3	1.7	0.0	0.0	0.0	0.0
Fabricated structural metal products.....	10	7	0.0	0.1	0.3	-0.3	0.1	0.9
Metal doors, sash, and trim.....	10	71	1.2	0.0	0.1	0.3	0.4	0.0
Metal doors and frames (except storm).....	10	7102	1.6	0.0	0.1	0.4	0.5	-0.1
Metal doors and frames (except storm).....	10	710209	1.6	0.0	0.1	0.4	0.5	-0.1
Metal windows (except storm sash).....	10	7103	0.5	0.0	0.2	0.0	0.2	0.1

See footnotes at end of table.

Table 7. Producer price index percentage changes for commodity and service groupings and individual items, not seasonally adjusted — Continued
 [August 2024]

Title	Commodity code		Unadjusted 12-month percent change ¹	Unadjusted 1-month percent change ¹				
	Group code	Item code		Aug. 2023 to Aug. 2024 ^P	Mar. to Apr.	Apr. to May ^P	May to June ^P	June to July ^P
Metal windows (except storm sash).....	10	710313	0.5	0.0	0.2	0.0	0.2	0.1
Metal molding and trim and store fronts.....	10	7104	0.0	0.0	0.0	0.0	0.0	0.0
Metal molding and trim and store fronts.....	10	710413	0.0	0.0	0.0	0.0	0.0	0.0
Metal combination screen, storm sash, and storm doors.....	10	7105	0.1	0.0	0.0	0.0	0.0	0.0
Metal combination screen, storm sash, and storm doors.....	10	710515	0.1	0.0	0.0	0.0	0.0	0.0
Metal window and door screens (except combination screens) and metal weather strip.....	10	7107	0.0	0.0	0.0	0.0	0.0	0.0
Metal window and door screens (except combination screens) and metal weather strip.....	10	710717	0.0	0.0	0.0	0.0	0.0	0.0
Metal tanks.....	10	72	14.3	-0.2	0.3	0.6	1.5	0.0
Metal tanks.....	10	7201	14.3	-0.2	0.3	0.6	1.5	0.0
Metal tanks, heavy gauge, including field-erected.....	10	720123	14.3	-0.2	0.3	0.6	1.5	0.0
Sheet metal products.....	10	73	0.9	-0.1	0.1	0.1	-0.2	-0.1
Sheet metal products.....	10	7301	0.9	-0.1	0.1	0.1	-0.2	-0.1
Sheet metal air-conditioning ducts and stove pipe.....	10	730120	0.0	0.0	0.0	0.0	0.0	0.4
Sheet metal roofing and roof drainage equipment.....	10	730170	-	0.0	-0.8	0.0	-	-
Sheet metal electronic enclosures.....	10	7301C	1.3	-0.1	0.0	0.0	-0.1	-0.1
Steel sheet metal computer & peripheral equipment enclosures.....	10	7301C1	0.4	-0.1	0.0	0.0	-0.1	-0.1
Aluminum sheet metal computer & peripheral equipment enclosures.....	10	7301C2	0.1	0.0	0.0	0.0	0.0	0.0
Other sheet metal electronic enclosures (excl. computers).....	10	7301C3	2.5	-0.1	0.0	0.0	-0.1	0.0
Other sheet metal work.....	10	7301G	3.4	-0.1	0.0	0.1	0.0	-0.1
Aluminum and other sheet metal work.....	10	7301G3	0.3	-0.3	-0.1	0.1	-0.1	-0.1
Structural, architectural, and pre-engineered metal products.....	10	74	-4.9	0.2	0.5	-0.8	-0.2	0.1
Fabricated structural metal.....	10	7405	-9.5	-0.4	0.4	-1.1	0.0	0.4
Fabricated structural metal bar joists and concrete reinforcing bars.....	10	74051	-21.4	-1.3	0.9	-1.8	-0.2	1.2
Fabricated structural iron & steel for industrial bldgs metal bar joists, short span.....	10	740510	8.4	0.0	0.0	-1.1	0.9	0.8
Fabricated structural iron & steel for commercial, residential, institutional, & public bldgs.....	10	740514	-28.7	-1.8	1.2	-2.0	-0.5	1.3
Other fabricated structural metal, including for bridges.....	10	74055	0.6	0.2	0.1	-0.7	0.2	-0.1
Fabricated structural metal for bridges.....	10	740553	-2.9	2.7	3.1	-6.4	1.3	-1.0
Other fabricated structural iron and steel, aluminum, and other metals.....	10	740554	0.9	-0.1	-0.2	-0.1	0.1	0.0
Custom roll form products.....	10	7407	-5.9	-0.6	-2.2	-0.6	-0.8	0.0
Custom roll form products.....	10	740775	-5.9	-0.6	-2.2	-0.6	-0.8	0.0
Ornamental and architectural metal work.....	10	7408	9.4	3.1	3.3	0.1	0.0	0.1
Iron, steel, and aluminum stairs, staircases and fire escapes.....	10	740803	18.9	8.3	8.3	0.1	0.0	0.1
Steel and aluminum fences, gates (not wire), and railings and window guards.....	10	740813	6.7	2.7	3.3	0.1	-0.1	0.1
Open metal flooring, grating and studs.....	10	740814	-	-	-	0.5	-	-
Other architectural and ornamental metal work.....	10	74082	2.7	0.2	0.2	0.0	0.1	0.0
Other aluminum and metal architectural and ornamental work.....	10	740821	1.5	-0.1	0.0	0.0	0.2	0.0
Fabricated metal pipe, tube, and fittings.....	10	7411	-0.5	-0.4	-1.1	-1.0	-1.4	-1.5
Fabricated metal pipe, tube, and fittings.....	10	741151	-0.5	-0.4	-1.1	-1.0	-1.4	-1.5
Heat exchangers and steam condensers.....	10	75	7.9	0.0	1.0	0.0	2.5	1.5
Heat exchangers and steam condensers.....	10	7501	7.9	0.0	1.0	0.0	2.5	1.5
Heat exchangers and steam condensers (except for nuclear applications).....	10	750103	1.6	0.0	1.0	0.0	0.1	0.2
Fabricated steel plate.....	10	76	16.8	0.0	0.0	0.0	0.0	16.8
Fabricated steel plate.....	10	7601	16.8	0.0	0.0	0.0	0.0	16.8
Fabricated steel plate.....	10	760102	16.8	0.0	0.0	0.0	0.0	16.8
Prefabricated metal buildings.....	10	79	-2.1	0.0	-0.3	-0.1	-1.1	-1.9
Prefabricated metal building systems (excl. farm service bldgs, residential bldgs, and parts).....	10	7901	-1.1	-1.0	-0.2	0.1	0.0	-1.6
Prefabricated metal building systems (excl. farm service bldgs, residential bldgs, and parts).....	10	790101	-1.1	-1.0	-0.2	0.1	0.0	-1.6
Farm service buildings and other prefabricated and portable buildings, steel and aluminum.....	10	7902	-1.2	0.4	-0.7	0.1	0.0	-1.6
Farm service buildings and other prefabricated and portable buildings, steel and aluminum.....	10	790201	-1.2	0.4	-0.7	0.1	0.0	-1.6
Panels, parts, and sections for prefabricated buildings, steel and aluminum.....	10	7903	-7.6	4.1	-0.6	-1.4	-6.9	-3.5
Panels, parts, and sections for prefabricated buildings, steel and aluminum.....	10	790354	-7.6	4.1	-0.6	-1.4	-6.9	-3.5
Miscellaneous metal products.....	10	8	3.2	0.3	0.5	0.6	0.0	0.2
Bolts, nuts, screws, rivets, and washers.....	10	81	7.3	1.0	-0.7	0.0	0.0	0.2
Externally threaded fasteners, except aircraft types.....	10	8102	0.0	-1.3	-0.1	0.1	0.1	0.2

See footnotes at end of table.

Table 7. Producer price index percentage changes for commodity and service groupings and individual items, not seasonally adjusted — Continued
[August 2024]

Title	Commodity code		Unadjusted 12-month percent change ¹	Unadjusted 1-month percent change ¹				
	Group code	Item code		Aug. 2023 to Aug. 2024 ^P	Mar. to Apr.	Apr. to May ^P	May to June ^P	June to July ^P
Hex bolts, including heavy, tap-and-joint.....	10	810206	4.7	1.2	0.5	0.0	-0.8	1.8
Cap, set, machine, lag, flange, and self-locking screws, except aircraft types.....	10	810231	-0.9	-0.1	0.0	0.0	-0.9	0.0
Other metal bolts, incl. square, round, plow, high-strength structural, and bent.....	10	810262	-0.2	-9.4	-1.3	1.3	4.0	0.0
Other externally threaded metal fasteners, including studs, except aircraft types.....	10	810263	-0.4	-0.1	0.1	-0.2	0.1	0.0
Internally threaded fasteners, except aircraft types.....	10	8103	2.1	0.0	0.0	0.0	0.0	0.9
Internally threaded fasteners, except aircraft types.....	10	810312	2.1	0.0	0.0	0.0	0.0	0.9
Nonthreaded metal fasteners, except aircraft types.....	10	8104	2.6	0.0	0.0	0.0	0.0	0.0
Nonthreaded metal fasteners, except aircraft types.....	10	810424	2.6	0.0	0.0	0.0	0.0	0.0
Aircraft fasteners, except plastics (including aerospace).....	10	8105	19.6	5.0	-2.0	0.0	0.0	0.0
Aircraft fasteners, except plastics (including aerospace).....	10	810536	19.6	5.0	-2.0	0.0	0.0	0.0
Formed products, except fasteners, made by cold-, warm-, or hot-heading processes.....	10	8106	-	0.0	0.0	0.0	-	-
Formed products, except fasteners, made by cold-, warm-, or hot-heading processes.....	10	810648	-	0.0	0.0	0.0	-	-
Lighting fixtures.....	10	83	2.3	-0.1	0.6	0.1	0.0	0.2
Residential electric lighting fixtures, except portable.....	10	8302	2.1	0.0	0.2	0.0	0.0	1.0
Residential electric lighting fixtures, except portable.....	10	830225	2.1	0.0	0.2	0.0	0.0	1.0
Commercial, institutional and industrial electric lighting fixtures.....	10	8303	3.4	-0.1	1.0	0.2	0.0	0.1
Commercial and institutional electric lighting fixtures, including parts and accessories.....	10	830302	4.0	-0.1	1.1	0.3	0.0	0.2
Industrial electric lighting fixtures, including parts and accessories.....	10	830304	-	0.0	0.0	0.0	0.0	-
Other lighting equipment.....	10	8305	0.7	0.0	0.0	0.0	0.0	0.0
Outdoor lighting equipment (including parts and accessories).....	10	830522	0.0	0.0	0.0	0.0	0.0	0.0
All other miscellaneous electric and nonelectric lighting equipment, incl parts and accessories.....	10	830524	1.2	0.0	0.0	0.0	0.0	0.0
Ammunition, except for small arms.....	10	85	-2.4	0.0	0.0	0.0	0.0	-0.8
Ammunition, except for small arms.....	10	8501	-2.4	0.0	0.0	0.0	0.0	-0.8
Ammunition, except for small arms.....	10	850101	-2.4	0.0	0.0	0.0	0.0	-0.8
Ordnance and ordnance accessories, n.e.c.....	10	86	0.0	0.0	0.0	0.0	0.0	0.0
Ordnance and ordnance accessories, n.e.c.....	10	8601	0.0	0.0	0.0	0.0	0.0	0.0
Ordnance and ordnance accessories, n.e.c.....	10	860101	0.0	0.0	0.0	0.0	0.0	0.0
Fabricated ferrous wire products.....	10	88	2.6	-0.1	-0.1	3.4	-0.2	-0.2
Ferrous wire rope, cable, forms and strand.....	10	8801	0.9	0.1	-0.1	0.1	0.0	0.2
Ferrous wire rope, cable, forms and strand.....	10	880101	0.9	0.1	-0.1	0.1	0.0	0.2
Ferrous wire cloth, other woven wire products.....	10	8807	-0.9	-0.6	0.0	0.0	0.0	0.0
Ferrous wire cloth, other woven wire products.....	10	880701	-0.9	-0.6	0.0	0.0	0.0	0.0
Other fabricated ferrous wire products.....	10	8809	4.2	-0.2	0.0	5.0	-0.1	-0.4
Steel fencing and fence gates.....	10	880993	-0.9	0.0	-0.1	0.1	-0.8	1.5
Other fabricated ferrous wire products, n.e.c.....	10	880996	5.0	-0.2	0.0	5.7	0.0	-0.6
Steel nails, staples, tacks, spikes and brads.....	10	8812	-9.2	0.0	-1.7	0.0	-2.0	-0.1
Steel nails, staples, tacks, spikes and brads.....	10	881201	-9.2	0.0	-1.7	0.0	-2.0	-0.1
Other miscellaneous metal products.....	10	89	2.8	0.2	0.7	0.5	0.1	0.3
Wire springs.....	10	8904	19.4	-0.1	19.2	0.0	0.0	0.0
Precision mechanical wire springs.....	10	890424	-1.6	-0.3	0.0	0.0	0.0	-0.1
Precision mechanical extension- and torsion-type wire springs.....	10	8904241	-3.7	-0.9	0.0	0.0	0.0	-0.3
Precision mechanical compression-type springs.....	10	8904242	-0.3	0.0	0.0	0.0	0.0	0.0
Other metal products.....	10	8905	2.5	0.3	0.0	0.7	0.1	0.3
Automotive job stampings.....	10	890507	1.9	0.4	-0.4	0.0	0.1	0.1
Precision turned products, automotive.....	10	890521	7.3	-0.1	0.0	9.0	0.0	0.0
Precision turned products, except automotive.....	10	890522	1.2	-0.1	0.2	0.0	0.8	0.7
Metal powders, paste, and flake.....	10	890564	7.2	2.2	1.4	-0.1	0.0	0.4
Powder metallurgy parts, except bearings, gears, etc.....	10	890571	-	0.1	0.1	0.0	0.0	-
Other fabricated metal products.....	10	890589	1.5	0.1	0.5	0.9	-0.7	0.6
Metal stampings n.e.c.....	10	8907	2.0	-0.3	0.3	-0.8	-0.2	0.3
Metal job stampings, except automotive.....	10	890701	4.9	0.1	0.5	-0.2	0.3	0.0
Recreational vehicle metal job stamping.....	10	8907011	18.3	0.2	0.9	0.0	2.1	0.1
Motor and generator metal job stamping.....	10	8907012	-3.0	-	-	2.1	-0.4	0.1
Other metal job stampings.....	10	8907013	4.2	0.2	0.5	0.0	0.0	0.0
Other metal stampings, n.e.c., incl. stamped and pressed metal, and crowns and closures.....	10	890709	-	-0.8	0.0	-1.7	-0.9	0.7
Metal foil and leaf.....	10	8908	-0.5	0.3	0.0	0.0	0.0	-0.4
Flexible packaging foil.....	10	890811	-0.5	0.3	0.0	0.0	0.0	-0.4
Heavy gauge springs.....	10	8909	-2.3	0.1	0.2	0.0	0.1	-0.1

See footnotes at end of table.

Table 7. Producer price index percentage changes for commodity and service groupings and individual items, not seasonally adjusted — Continued
 [August 2024]

Title	Commodity code		Unadjusted 12-month percent change ¹	Unadjusted 1-month percent change ¹				
	Group code	Item code		Aug. 2023 to Aug. 2024 ^P	Mar. to Apr.	Apr. to May ^P	May to June ^P	June to July ^P
Cold formed steel springs, except wire.	10	890913	1.3	0.1	0.3	0.0	0.2	-0.2
Machinery and equipment.	11	—	2.7	0.3	0.1	0.1	0.0	0.2
Agricultural machinery and equipment.	11	1	0.3	0.2	-0.1	0.0	-0.5	-0.3
Agricultural machinery and equipment.	11	14	0.3	0.2	-0.1	0.0	-0.5	-0.3
Commercial turf and grounds care equipment, including parts and attachments.	11	1401	0.9	0.6	0.0	0.0	0.0	-0.2
Commercial turf and grounds care equipment, including parts and attachments.	11	140111	0.9	0.6	0.0	0.0	0.0	-0.2
Farm plows, harrows, rollers, pulverizers, etc., and attachments.	11	1402	-0.7	0.0	0.0	0.0	0.0	0.3
Farm plows, harrows, rollers, pulverizers, etc., and attachments.	11	140211	-0.7	0.0	0.0	0.0	0.0	0.3
Farm dairy equipment, sprayers and dusters, farm blowers, and attachments.	11	1404	0.1	0.0	0.0	0.0	0.0	0.0
Farm dairy equipment, sprayers and dusters, farm blowers, and attachments.	11	140411	0.1	0.0	0.0	0.0	0.0	0.0
Planting, seeding, and fertilizing machinery and attachments.	11	1405	-1.5	0.0	0.0	0.0	-3.7	-1.0
Planting, seeding, and fertilizing machinery and attachments.	11	140511	-1.5	0.0	0.0	0.0	-3.7	-1.0
Harvesting machinery (except hay and straw) and attachments.	11	1406	1.3	0.1	-0.1	0.1	0.0	0.0
Harvesting machinery (except hay and straw) and attachments.	11	140611	1.3	0.1	-0.1	0.1	0.0	0.0
Haying machinery and attachments.	11	1407	-0.2	1.1	0.0	0.0	0.0	0.0
Haying machinery and attachments.	11	140711	-0.2	1.1	0.0	0.0	0.0	0.0
All other farm machinery and equipment, excluding parts, including attachments.	11	1408	1.0	0.2	-0.4	0.0	0.0	0.0
All other farm machinery and equipment, excluding parts, including attachments.	11	140811	1.0	0.2	-0.4	0.0	0.0	0.0
Parts for farm machinery, for sale separately.	11	1409	-1.8	0.1	0.2	-0.4	-0.4	-1.4
Parts for farm machinery, for sale separately.	11	140911	-1.8	0.1	0.2	-0.4	-0.4	-1.4
Construction machinery and equipment.	11	2	2.3	0.2	0.1	0.1	0.2	0.0
Tractors and attachments, ex. parts.	11	2A	3.1	0.5	0.0	0.0	0.5	0.0
Construction machinery for mounting (excluding parts, winches, snow clearing attachments).	11	2A03	3.5	0.0	0.0	0.0	0.2	0.0
Construction machinery for mounting (excluding parts, winches, snow clearing attachments).	11	2A0302	3.5	0.0	0.0	0.0	0.2	0.0
Tractor shovel loaders (skid steer, wheel, crawler, and integral design backhoes).	11	2A04	1.8	0.0	0.0	0.0	0.9	0.0
Tractor shovel loaders (skid steer, wheel, crawler, and integral design backhoes).	11	2A0406	1.8	0.0	0.0	0.0	0.9	0.0
Construction wheel and crawler tractors, dozers, self-propelled log skidders, etc.	11	2A05	5.1	1.5	0.0	0.0	0.0	0.0
Construction wheel and crawler tractors, dozers, self-propelled log skidders, etc.	11	2A0501	5.1	1.5	0.0	0.0	0.0	0.0
Power cranes, draglines, & shovels (excavators) (incl. surface mining equipment) (excl. parts).	11	2B	0.4	0.0	0.0	0.0	0.1	0.0
Power cranes, draglines, & shovels (excavators) (incl. surface mining equip.) (excluding parts).	11	2B05	0.4	0.0	0.0	0.0	0.1	0.0
Power cranes, draglines, & shovels (excavators) (incl. surface mining equip.) (excluding parts).	11	2B0504	0.4	0.0	0.0	0.0	0.1	0.0
Mixers, pavers, and related equipment (excluding parts).	11	2C	1.2	0.0	-0.4	0.0	0.0	0.0
Mixers, pavers, and related equipment (excluding parts).	11	2C01	1.2	0.0	-0.4	0.0	0.0	0.0
Mixers, pavers, and related equipment (excluding parts).	11	2C0109	1.2	0.0	-0.4	0.0	0.0	0.0
Off-highway, equipment, ex. parts.	11	2D	3.2	-0.4	0.0	0.0	1.4	0.0
Graders, rollers & compactors, rough-terrain forklifts, scrapers, trenchers, etc. (excl. parts).	11	2D03	1.4	0.0	0.0	0.0	0.0	0.0
Graders, rollers & compactors, rough-terrain forklifts, scrapers, trenchers, etc. (excl. parts).	11	2D0301	1.4	0.0	0.0	0.0	0.0	0.0
Misc. construction machinery and equipment.	11	2J	1.3	0.0	0.1	0.4	0.0	0.0
Winches, aerial work platforms, and automotive wrecker hoists, including parts and attachments.	11	2J01	0.4	0.0	0.0	0.0	0.0	0.0
Winches, aerial work platforms, and automotive wrecker hoists, including parts and attachments.	11	2J0101	0.4	0.0	0.0	0.0	0.0	0.0
Other construction machinery and equipment (excluding parts).	11	2J03	2.1	0.0	0.1	0.6	0.0	0.0
Other construction machinery and equipment (excluding parts).	11	2J0301	2.1	0.0	0.1	0.6	0.0	0.0
Parts for construction machinery and equipment, sold separately.	11	2K	10.7	1.2	0.9	-0.4	-0.6	0.0
Parts for construction machinery and equipment, sold separately.	11	2K01	10.7	1.2	0.9	-0.4	-0.6	0.0
Parts for cranes, draglines, and shovels (including surface mining equipment) (sold separately).	11	2K0101	18.1	2.1	1.1	-0.9	-1.8	0.0
Parts for off-highway wheel tractors and shovel loaders (sold separately).	11	2K0102	-0.7	0.0	0.0	0.0	0.0	0.0
Parts for other construction machinery (sold separately).	11	2K0103	6.6	0.6	0.8	0.0	0.3	0.0

See footnotes at end of table.

Table 7. Producer price index percentage changes for commodity and service groupings and individual items, not seasonally adjusted — Continued
 [August 2024]

Title	Commodity code		Unadjusted 12-month percent change ¹	Unadjusted 1-month percent change ¹				
	Group code	Item code		Aug. 2023 to Aug. 2024 ^P	Mar. to Apr.	Apr. to May ^P	May to June ^P	June to July ^P
Metalworking machinery and equipment.....	11	3	3.8	0.3	0.4	0.1	0.1	0.1
Power-driven handtools, including parts and attachments.....	11	32	2.8	0.0	3.3	0.0	0.1	0.0
Power-driven handtools, including parts and attachments.....	11	3211	2.8	0.0	3.3	0.0	0.1	0.0
Power-driven handtools, including parts and attachments.....	11	321101	2.8	0.0	3.3	0.0	0.1	0.0
Power-driven handtools, pneumatic, hydraulic, and powder-actuated.....	11	3211011	3.3	0.0	3.9	0.0	0.1	0.0
Power-driven handtools, electric (except battery powered), including parts.....	11	3211014	2.3	0.0	2.4	0.0	0.0	0.0
Welding machines and equipment.....	11	33	3.6	0.0	0.0	0.3	0.0	0.1
Arc welding machines, components, and accessories, excluding electrodes and stud welding equip.....	11	3301	4.3	0.0	0.0	0.0	0.0	0.0
Arc welding machines, components, and accessories, excluding electrodes and stud welding equip.....	11	330175	4.3	0.0	0.0	0.0	0.0	0.0
Resistance welders, components, accessories, and electrodes.....	11	3302	5.4	0.0	0.0	3.2	0.0	0.0
Resistance welders, components, accessories, and electrodes.....	11	330276	5.4	0.0	0.0	3.2	0.0	0.0
Gas welding and cutting equipment, parts, attachments, and accessories.....	11	3304	2.4	0.0	-0.5	0.0	0.0	0.0
Gas welding and cutting equipment, parts, attachments, and accessories.....	11	330461	2.4	0.0	-0.5	0.0	0.0	0.0
Other welding equipment, components, and accessories (excluding arc, resistance, and gas).....	11	3306	0.9	0.0	0.0	0.0	0.0	0.7
Other welding equipment, components, and accessories (excluding arc, resistance, and gas).....	11	330629	0.9	0.0	0.0	0.0	0.0	0.7
Industrial process furnaces and ovens.....	11	34	3.9	0.3	2.3	0.0	0.0	0.5
Industrial process furnaces and ovens, except parts and attachments.....	11	3407	3.4	0.8	0.6	0.1	0.0	0.6
Industrial process furnaces and ovens, except parts and attachments.....	11	340711	3.4	0.8	0.6	0.1	0.0	0.6
Parts and attachments for industrial process furnaces and ovens.....	11	3409	5.3	-1.0	7.1	0.0	0.0	0.5
Parts and attachments for industrial process furnaces and ovens.....	11	340901	5.3	-1.0	7.1	0.0	0.0	0.5
Cutting tools and accessories.....	11	35	5.8	2.4	0.0	0.1	0.0	0.0
Small cutting tools.....	11	3501	5.4	3.3	0.0	0.1	0.0	0.0
End mills and milling cutters.....	11	350144	1.5	-0.4	0.0	0.1	-0.2	0.0
Threading tools, including blanks, tips and inserts.....	11	350145	1.0	0.0	0.0	0.0	0.0	0.0
Carbon and high-speed steel, shank, solid, tipped carbide twist drills.....	11	350146	2.0	0.0	0.0	0.0	0.0	0.0
Taps, carbide indexable, and throwaway inserts for machine tools.....	11	350147	2.8	0.0	0.0	0.0	0.0	0.6
Other cutting tools for machine tools, excluding tips and blanks.....	11	350149	7.1	5.0	0.0	0.1	0.0	0.0
Other machine tool attachments and accessories.....	11	3505	3.2	0.0	0.0	0.1	0.0	0.0
Other machine tool attachments and accessories.....	11	350501	3.2	0.0	0.0	0.1	0.0	0.0
Abrasive products.....	11	36	2.8	-0.7	0.0	0.0	-0.3	0.0
Nonmetallic sized grains, powders, and flour abrasives (incl. graded only).....	11	3601	4.2	0.0	0.0	0.0	0.0	0.0
Nonmetallic sized grains, powders, and flour abrasives (incl. graded only).....	11	360105	4.2	0.0	0.0	0.0	0.0	0.0
Nonmetallic abrasive products (including diamond abrasives).....	11	3603	6.7	0.1	-0.1	0.1	0.0	0.0
Nonmetallic abrasive products (including diamond abrasives).....	11	360311	6.7	0.1	-0.1	0.1	0.0	0.0
Nonmetallic coated abrasive products and buffing wheels, polishing wheels, and laps.....	11	3605	3.1	0.0	0.0	0.0	0.0	0.1
Nonmetallic coated abrasive products and buffing wheels, polishing wheels, and laps.....	11	360505	3.1	0.0	0.0	0.0	0.0	0.1
Metal cutting machine tools.....	11	37	0.4	0.0	0.2	0.0	0.0	0.0
Other metal-cutting machine tools.....	11	3720	0.5	0.0	0.1	0.0	0.0	0.0
Other metal-cutting machine tools.....	11	372041	0.5	0.0	0.1	0.0	0.0	0.0
Metal machining centers.....	11	3721	0.0	0.0	0.0	0.0	0.0	0.0
Metal machining centers.....	11	372121	0.0	0.0	0.0	0.0	0.0	0.0
Rebuilt metal-cutting machine tools and parts for metal-cutting machine tools.....	11	3753	2.0	0.0	1.3	0.0	0.0	0.0
Rebuilt metal-cutting machine tools and parts for metal-cutting machine tools.....	11	375311	2.0	0.0	1.3	0.0	0.0	0.0
Metal forming machine tools.....	11	38	9.9	0.0	0.0	0.0	0.0	1.2
Metal-forming machine tools (except rebuilt and parts).....	11	3826	13.0	0.0	0.0	0.0	0.0	0.0
Metal punching and shearing (power & manual), and bending and forming machines (power only).....	11	382611	0.5	0.3	0.0	0.0	0.0	0.0
Rebuilt metal-forming machine tools and parts for metal-forming machine tools.....	11	3852	3.8	0.0	0.0	0.0	0.0	3.8
Rebuilt metal-forming machine tools and parts for metal-forming machine tools.....	11	385205	3.8	0.0	0.0	0.0	0.0	3.8
Tools, dies, jigs, fixtures & ind. molds.....	11	39	4.7	0.2	0.2	0.0	0.4	0.0
Special tools, dies, jigs, and fixtures.....	11	3901	3.6	0.3	0.3	0.0	0.7	0.0

See footnotes at end of table.

Table 7. Producer price index percentage changes for commodity and service groupings and individual items, not seasonally adjusted — Continued
 [August 2024]

Title	Commodity code		Unadjusted 12-month percent change ¹	Unadjusted 1-month percent change ¹				
	Group code	Item code		Aug. 2023 to Aug. 2024 ^P	Mar. to Apr.	Apr. to May ^P	May to June ^P	June to July ^P
Special tools, dies, jigs, and fixtures.....	11	390135	3.6	0.3	0.3	0.0	0.7	0.0
Jigs and fixtures, including parts.....	11	3901351	1.8	0.2	0.0	0.0	0.2	0.0
Metalworking dies and die sets.....	11	3901353	1.4	0.0	0.0	0.0	1.4	0.0
Standard punches, industrial prototypes, die parts & other special tooling for dies.....	11	3901357	6.3	0.5	0.6	0.0	0.7	0.0
Industrial molds and mold boxes.....	11	3903	6.5	0.0	0.0	0.0	0.0	0.0
Industrial injection-type molds made of metal for plastics.....	11	390312	1.4	0.0	0.0	0.0	0.0	0.0
Other industrial molds and mold boxes.....	11	390331	9.0	0.1	0.1	0.0	0.0	0.0
Metalworking machinery n. e. c.....	11	3A	2.2	0.2	0.1	0.4	0.0	-0.3
Rolling mill and other metalworking machinery, including assembly machines.....	11	3A03	-	0.2	0.1	0.4	0.0	-0.3
Rolling mill and other metalworking machinery, including assembly machines.....	11	3A0310	-	0.2	0.1	0.4	0.0	-0.3
General purpose machinery and equipment.....	11	4	3.8	0.7	0.3	0.0	0.1	0.7
Pumps, compressors, and equipment.....	11	41	3.9	0.2	0.4	-0.1	0.4	0.3
Industrial pumps, except hydraulic fluid power pumps.....	11	4102	4.1	0.3	0.0	0.0	1.3	0.0
Industrial pumps, except hydraulic fluid power pumps.....	11	410212	4.1	0.3	0.0	0.0	1.3	0.0
Parts and attachments for air and gas compressors and vacuum pumps.....	11	4107	0.4	0.0	0.0	-1.2	0.0	0.0
Parts and attachments for air and gas compressors, ex. refrigeration, ice making, & a/c.....	11	410701	0.4	0.0	0.0	-1.2	0.0	0.0
Domestic water systems.....	11	4113	2.3	0.0	0.0	0.0	0.0	0.0
Domestic water systems.....	11	411311	2.3	0.0	0.0	0.0	0.0	0.0
Air and gas compressors and vacuum pumps.....	11	4115	3.3	0.1	0.4	0.0	0.1	0.0
Air and gas compressors and vacuum pumps.....	11	411501	3.3	0.1	0.4	0.0	0.1	0.0
Other pumps, including parts and attachments.....	11	4119	4.1	0.3	0.0	0.0	0.0	1.2
Parts and attachments for pumps.....	11	411911	1.9	1.0	0.0	0.0	0.0	0.0
All other pumps, including domestic sump, oil well, and oil field pumps.....	11	411915	5.1	0.0	0.0	0.0	0.0	1.7
Oil-well and oil-field pumps.....	11	4119153	-10.2	0.0	0.0	0.0	0.0	0.0
Other pumps, except automotive circulating pumps, and measuring & dispensing pumps.....	11	4119155	6.0	0.0	0.0	0.0	0.0	1.9
Elevators, escalators, and other lifts.....	11	42	1.4	0.0	-0.1	0.0	0.0	0.0
Elevators and moving stairways.....	11	4201	1.9	0.0	0.0	0.0	0.0	0.0
Elevators and moving stairways.....	11	420112	1.9	0.0	0.0	0.0	0.0	0.0
Parts and attachments for elevators and moving stairs (sold separately).....	11	4202	-1.0	0.0	-0.4	-0.2	0.0	-0.2
Parts and attachments for elevators and moving stairs (sold separately).....	11	420221	-1.0	0.0	-0.4	-0.2	0.0	-0.2
Fluid power equipment.....	11	43	6.9	1.5	0.4	0.0	0.0	2.9
Fluid power pumps and parts.....	11	4301	3.0	1.2	0.0	0.2	0.0	0.0
Fluid power pumps and motors, including parts.....	11	430114	3.0	1.2	0.0	0.2	0.0	0.0
Fluid power valves.....	11	4302	3.4	0.6	0.0	0.0	0.0	0.0
Fluid power valves.....	11	430201	3.4	0.6	0.0	0.0	0.0	0.0
Nonaerospace type hydraulic directional control valves.....	11	4302013	3.4	0.4	0.0	0.0	0.0	0.0
Nonaerospace type pneumatic directional control valves.....	11	4302015	3.0	1.2	-0.4	0.0	0.0	0.0
Aerospace type fluid power valves.....	11	430201A	2.2	0.0	0.0	0.0	0.0	0.0
Fluid power cylinders, actuators, accumulators, cushions, & parts.....	11	4303	5.0	0.0	1.0	0.0	0.0	1.0
Non-aerospace hydraulic & all aerospace-type fluid power cylinders.....	11	430312	3.8	0.0	0.2	0.0	0.0	0.2
Parts for hydraulic & pneumatic cylinders and actuators.....	11	430315	9.7	0.0	3.6	0.0	0.0	3.6
Fluid power hose and tube fittings.....	11	4304	14.1	4.2	0.2	0.0	0.0	9.0
Fluid power hose and tube fittings.....	11	430406	14.1	4.2	0.2	0.0	0.0	9.0
Nonaerospace type flared (metal) fittings, couplings, and assemblies.....	11	4304062	0.9	0.0	0.6	0.0	0.0	0.0
Parts for fluid power valves.....	11	4305	1.8	0.0	0.0	0.0	0.0	0.0
Parts for fluid power valves.....	11	430501	1.8	0.0	0.0	0.0	0.0	0.0
Industrial material handling equipment.....	11	44	3.9	1.7	0.1	0.1	0.0	0.0
Conveying equipment, except parts and accessories.....	11	4402	8.7	4.2	0.2	0.2	0.1	0.1
Unit handling conveyors and conveying systems.....	11	440212	8.6	7.2	-0.1	0.3	0.1	0.0
Unit handling gravity and trolley conveyors and conveying systems.....	11	4402122	13.8	11.3	0.0	0.5	0.0	0.0
All other unit handling conveyors, including tow, belt, roller, pneumatic, portable, etc.....	11	4402124	0.6	1.0	-0.2	0.0	0.2	0.0
Bulk material handling conveyors and conveying systems.....	11	440216	9.0	0.2	0.6	0.0	0.2	0.1
Industrial trucks, trailers, and stackers.....	11	4403	0.5	0.0	0.0	0.0	0.0	0.0
Industrial trucks, tractors, mobile straddle carriers & cranes, & automatic stacking machines.....	11	44035	0.2	0.0	0.0	-0.1	0.0	0.0
Work trucks with lifting & handling equipment, riding, electric, self-propelled.....	11	440353	3.6	0.0	0.0	0.0	-0.2	0.0

See footnotes at end of table.

Table 7. Producer price index percentage changes for commodity and service groupings and individual items, not seasonally adjusted — Continued
 [August 2024]

Title	Commodity code		Unadjusted 12-month percent change ¹	Unadjusted 1-month percent change ¹				
	Group code	Item code		Aug. 2023 to Aug. 2024 ^P	Mar. to Apr.	Apr. to May ^P	May to June ^P	June to July ^P
Work trucks with lifting & handling equipment, non-riding electric or any non-electric.....	11	440356	0.2	0.0	0.0	-0.1	0.0	0.0
Work trucks not fitted with lifting & handling equipment, electric or non-electric.....	11	440357	-0.8	0.0	0.0	-0.1	0.0	0.0
Bulk powered material moving equipment, dock boards, and metal pallets and skids.....	11	440358	-1.3	0.1	0.0	0.0	0.0	0.0
Parts and attachments for industrial trucks and tractors.....	11	440378	1.9	0.0	0.0	0.0	0.0	0.0
Hoists, overhead cranes, and monorail systems.....	11	4404	2.5	0.6	-0.3	0.0	0.1	0.0
Hoists and parts and attachments for hoists (sold separately).....	11	440481	2.9	1.0	0.0	0.0	0.1	0.0
Overhead traveling cranes and monorail systems, including parts and attachments sold separately.....	11	440485	1.9	0.0	-0.6	0.0	0.0	0.0
Parts and accessories for conveyors and conveying systems.....	11	4406	2.7	0.6	0.4	0.6	0.0	0.0
Parts and accessories for unit handling conveyors and conveying systems.....	11	440601	2.2	1.8	0.2	0.0	0.0	0.0
Parts and accessories for bulk material handling conveyors and conveying systems.....	11	440602	2.9	0.0	0.5	0.9	0.0	0.0
Mechanical power transmission equipment.....	11	45	4.4	-0.1	0.2	0.4	0.8	0.1
Speed changers, drives, gears.....	11	4501	3.0	-0.4	0.4	0.9	1.4	-0.1
Loose gear, pinions and racks.....	11	450108	3.1	0.0	0.0	0.3	2.3	0.0
Speed changers and industrial high speed drives & parts other than loose gearing.....	11	450117	2.9	-0.7	0.7	1.5	0.5	-0.1
Other power transmission equipment.....	11	4502	5.2	0.0	0.1	0.1	0.5	0.3
Mechanical power transmission equipment, excl. speed changers, drives, & gears.....	11	450212	5.7	0.0	0.1	0.1	0.5	0.3
Scales and balances.....	11	46	1.3	0.0	0.0	0.0	0.1	0.0
Vehicle and industrial scales.....	11	4611	0.7	0.0	0.0	0.0	0.0	0.0
Vehicle and industrial scales.....	11	461101	0.7	0.0	0.0	0.0	0.0	0.0
Motor truck and railroad track scales.....	11	4611011	0.6	0.0	0.0	0.0	0.0	0.0
Industrial scales (including automatic checkweigher and bulkweigher scales).....	11	4611012	1.1	0.0	0.0	0.0	0.1	0.0
Miscellaneous non-vehicle scales (crane, susp., tank, hopper, measuring dev, lab, bulk conveyer).....	11	4611013	0.7	0.0	0.0	0.0	0.0	0.0
Retail, commercial, household, and mailing scales and balances.....	11	4612	3.6	0.0	0.0	0.0	0.3	0.0
Retail, commercial, household, and mailing scales and balances.....	11	461201	3.6	0.0	0.0	0.0	0.3	0.0
Parts, attachments, and accessories for scales and balances.....	11	4613	2.1	0.0	0.1	0.0	0.4	0.0
Parts, attachments, and accessories for scales and balances.....	11	461301	2.1	0.0	0.1	0.0	0.4	0.0
Air purification equipment and industrial and commercial fans and blowers...	11	47	1.3	0.6	0.0	0.0	0.0	0.0
Fan, blower, air purification equipment.....	11	4701	1.3	0.6	0.0	0.0	0.0	0.0
Dust collection and other air purification equipment for cleaning incoming air.....	11	470143	0.0	0.0	0.0	-0.1	0.0	0.0
Air filters for air-conditioners and furnaces, etc., of 2400 CFM or less, except parts.....	11	4701431	1.5	0.0	0.0	0.0	0.0	0.0
Other dust collection and air purification equipment, except parts.....	11	4701432	0.6	0.0	0.0	0.0	0.0	0.0
Parts for dust collection and air purification equipment.....	11	4701433	-4.0	0.0	0.0	-0.4	0.0	0.0
Industrial and commercial fans and blowers.....	11	470145	2.9	1.3	0.0	0.0	0.0	0.0
Centrifugal blower filter units, and classes I-IV centrifugal fans, except parts.....	11	4701452	1.5	0.0	0.0	0.0	0.0	0.0
Other centrifugal fans and blowers, except parts.....	11	4701453	3.4	1.8	0.0	0.0	0.0	0.0
Axial fans and industrial propeller fans, except parts.....	11	4701457	0.2	0.1	0.0	0.0	0.0	0.0
Power roof ventilators, except parts.....	11	4701458	8.1	8.1	0.0	0.0	0.0	0.0
Parts and accessories for fans and blowers.....	11	4701459	6.8	0.0	0.0	0.0	0.1	0.2
Air conditioning and refrigeration equip.....	11	48	3.6	1.1	0.2	-0.2	0.0	1.5
Unitary air-conditioners, except air source heat pumps.....	11	4802	7.2	3.0	0.2	-0.6	0.3	4.2
Unitary air-conditioners, except air source heat pumps.....	11	480222	7.2	3.0	0.2	-0.6	0.3	4.2
Commercial refrigeration equipment.....	11	4803	1.8	0.5	0.3	0.0	0.4	0.1
Commercial refrigeration equipment.....	11	480331	1.8	0.5	0.3	0.0	0.4	0.1
All other miscellaneous refrigeration and air-conditioning equipment.....	11	4806	4.0	0.0	0.0	0.0	0.0	0.0
All other miscellaneous refrigeration and air-conditioning equipment.....	11	480631	4.0	0.0	0.0	0.0	0.0	0.0
Heat transfer equipment, including heat pumps.....	11	4807	2.8	0.7	0.5	-0.3	-0.7	1.3
Heat transfer equipment, except dehumidifiers.....	11	480732	3.0	0.7	0.0	0.2	-0.3	1.1
Heat pumps.....	11	480734	1.6	0.7	3.4	-2.8	-2.7	2.7
Parts and accessories for air conditioning and heat transfer equipment.....	11	4809	1.7	0.0	0.0	0.0	0.0	0.0
Parts and accessories for air conditioning and heat transfer equipment.....	11	480901	1.7	0.0	0.0	0.0	0.0	0.0
Refrigeration condensing units.....	11	4815	0.7	0.0	0.0	0.0	0.0	0.0
Refrigeration condensing units.....	11	481511	0.7	0.0	0.0	0.0	0.0	0.0
Miscellaneous general purpose equipment.....	11	49	2.8	0.1	0.3	0.3	-0.2	-0.1
Metal valves, except fluid power.....	11	4902	1.0	0.1	0.3	0.0	-0.8	0.0

See footnotes at end of table.

Table 7. Producer price index percentage changes for commodity and service groupings and individual items, not seasonally adjusted — Continued
 [August 2024]

Title	Commodity code		Unadjusted 12-month percent change ¹	Unadjusted 1-month percent change ¹				
	Group code	Item code		Aug. 2023 to Aug. 2024 ^P	Mar. to Apr.	Apr. to May ^P	May to June ^P	June to July ^P
Gates, globes, angles, and checks.....	11	490201	0.8	0.4	0.1	0.0	-2.2	0.0
Gates, globes, angles, straightway (Y-type) checks, stop & check, 3- & 4-way, etc.....	11	4902011	3.4	0.6	0.2	0.0	0.0	0.0
Industrial valves for water works and municipal equipment.....	11	4902012	-1.0	0.2	0.0	0.0	-3.7	0.0
Industrial ball valves, incl. manual and power operated.....	11	490202	-3.4	0.0	0.0	0.0	0.0	0.0
Industrial butterfly valves, incl. manual and power operated.....	11	490203	-	-2.7	0.0	0.0	-	-
Industrial plug valves.....	11	490204	5.4	0.0	0.0	0.0	0.0	0.0
Other industrial valves, including nuclear.....	11	490209	0.4	0.2	1.1	0.0	0.0	0.0
Automatic regulating and control valves.....	11	490211	5.9	0.0	0.0	0.0	0.0	0.0
Metal pipe fittings, flanges, and unions.....	11	4903	6.9	0.0	1.8	2.6	0.0	0.0
Metal pipe fittings, flanges, and unions.....	11	490301	6.9	0.0	1.8	2.6	0.0	0.0
Ball and roller bearings.....	11	4905	3.3	0.0	-0.2	0.0	0.1	0.0
Ball bearings, complete, unmounted.....	11	490531	1.9	0.0	0.0	0.0	0.0	0.0
Mounted bearings, except plain.....	11	490534	4.9	0.0	-0.3	0.1	2.5	0.0
Parts and components for ball and roller bearings, incl. balls and rollers.....	11	490535	-2.6	0.0	-1.5	0.4	0.0	0.0
Tapered roller bearings (including cups & cones), unmounted.....	11	490537	3.8	0.0	0.0	0.0	0.0	0.0
Other roller bearings, unmounted.....	11	490538	6.3	0.0	0.0	0.0	0.0	0.0
Industrial patterns.....	11	4907	-0.1	0.0	0.0	0.0	0.0	0.0
Industrial patterns.....	11	490701	-0.1	0.0	0.0	0.0	0.0	0.0
Filters and strainers.....	11	4908	7.3	-0.2	-0.1	0.2	-0.2	0.0
Filters and strainers, except fluid power.....	11	490805	2.2	-0.3	-0.1	0.3	-0.4	0.0
Industrial filters and strainers and reusable media, except fluid power.....	11	4908051	1.3	-0.4	-0.1	0.4	-0.4	0.0
Nonreusable media for filters and strainers, except fluid power.....	11	4908052	7.2	0.0	0.0	0.0	0.0	0.0
Parts and accessories for filters and strainers, except fluid power.....	11	4908053	4.1	0.0	0.0	0.2	-0.1	0.2
Other miscellaneous general purpose equipment.....	11	4911	1.3	0.4	0.0	-0.2	0.2	-0.4
Other miscellaneous general purpose equipment.....	11	491102	1.3	0.4	0.0	-0.2	0.2	-0.4
Electronic computers and computer equipment.....	11	5	-2.3	0.4	-0.8	-0.1	-1.7	-0.7
Electronic computers.....	11	51	-5.9	1.0	-1.2	0.2	-4.2	-1.8
Electronic computers.....	11	5101	-5.9	1.0	-1.2	0.2	-4.2	-1.8
Personal computers and workstations (excluding portable computers).....	11	510114	1.6	0.6	-0.1	0.1	0.1	0.0
Portable computers, laptops, tablets and other single user computers.....	11	510115	-1.4	0.0	-0.4	0.2	-0.2	0.1
Host computers, multiusers (mainframes, UNIX and PC servers).....	11	510116	-7.2	1.2	-1.4	0.2	-5.1	-2.2
Computer storage devices.....	11	52	0.0	0.1	-1.2	-0.6	0.0	-0.2
Computer storage devices (except parts, attachments and accessories).....	11	5201	0.0	0.1	-1.2	-0.6	0.0	-0.2
Computer storage devices (except parts, attachments and accessories).....	11	520101	0.0	0.1	-1.2	-0.6	0.0	-0.2
Computer peripheral equipment and parts.....	11	54	0.1	0.1	0.0	0.0	0.0	0.0
Parts, attachments, and accessories for computer terminals and peripherals.....	11	5405	0.0	0.0	0.0	0.0	0.0	0.0
Parts, attachments, and accessories for computer terminals and peripherals.....	11	540501	0.0	0.0	0.0	0.0	0.0	0.0
Computer terminals (including POS and funds-transfer devices) and other computer peripherals.....	11	5406	0.2	0.1	0.0	0.0	0.0	0.0
Computer terminals (including POS and funds-transfer devices) and other computer peripherals.....	11	540602	0.2	0.1	0.0	0.0	0.0	0.0
Special industry machinery and equipment.....	11	6	3.2	0.3	0.4	0.2	0.0	0.6
Food products machinery.....	11	61	4.0	0.0	0.1	0.1	0.0	0.0
Dairy and milk products plant machinery and equipment.....	11	6101	2.5	0.0	0.0	0.6	0.0	0.0
Dairy and milk products plant machinery and equipment.....	11	610111	2.5	0.0	0.0	0.6	0.0	0.0
Commercial food products machinery (except packaging and cooking equipment).....	11	6104	5.8	0.0	0.0	0.0	0.0	0.0
Commercial food products machinery (except packaging and cooking equipment).....	11	610409	5.8	0.0	0.0	0.0	0.0	0.0
Industrial food products machinery for processing foods, beverages, & animal & fowl feed.....	11	6105	2.2	0.0	0.2	0.1	0.0	0.0
Industrial food products machinery for processing foods, beverages, & animal & fowl feed.....	11	610501	2.2	0.0	0.2	0.1	0.0	0.0
Other industrial food and feed machinery.....	11	6105012	4.9	0.0	0.4	0.2	0.1	0.0
Machinery for sorting, grading, and cleaning fruits, vegetables, eggs, and for processing meat.....	11	6105013	0.1	0.0	0.0	0.0	0.0	0.0
Parts and attachments for industrial food and feed products machinery.....	11	6105014	4.2	0.0	0.0	0.0	0.0	0.2
Textile machinery and equipment.....	11	62	0.0	0.0	0.0	0.0	0.0	0.0
Textile machinery (except parts, attachments, and accessories).....	11	6212	0.0	0.0	0.0	0.0	0.0	0.0
Textile machinery (except parts, attachments, and accessories).....	11	621201	0.0	0.0	0.0	0.0	0.0	0.0

See footnotes at end of table.

Table 7. Producer price index percentage changes for commodity and service groupings and individual items, not seasonally adjusted — Continued
 [August 2024]

Title	Commodity code		Unadjusted 12-month percent change ¹	Unadjusted 1-month percent change ¹				
	Group code	Item code		Aug. 2023 to Aug. 2024 ^P	Mar. to Apr.	Apr. to May ^P	May to June ^P	June to July ^P
Textile machinery parts and attachments.....	11	6277	0.0	0.0	0.0	0.0	0.0	0.0
Textile machinery parts and attachments.....	11	627701	0.0	0.0	0.0	0.0	0.0	0.0
Sawmill and woodworking machinery.....	11	63	2.6	0.0	0.1	0.0	0.0	0.0
Sawmill and woodworking machinery.....	11	6306	2.6	0.0	0.1	0.0	0.0	0.0
Sawmill and woodworking machinery, excluding parts and attachments (sold separately).....	11	630602	2.9	0.0	0.1	0.0	0.0	0.0
Parts, attachments, & accessories for sawmill & woodworking machinery.....	11	630603	0.7	-0.2	0.0	0.0	0.0	0.0
Paper industries machinery.....	11	64	1.9	0.1	0.0	0.0	0.0	0.0
Paper industries machinery.....	11	6401	1.9	0.1	0.0	0.0	0.0	0.0
Paper industries machinery, excluding parts & attachments (sold separately).....	11	640114	1.8	0.0	0.0	0.0	0.0	0.0
Parts and attachments for paper industries machinery.....	11	640115	2.1	0.2	0.0	0.0	0.0	0.0
Printing trades machinery and equipment.....	11	65	1.5	-0.1	0.2	-0.1	0.3	0.0
Other printing machinery and equipment.....	11	6509	1.9	-0.1	0.3	-0.1	0.4	0.1
Other printing machinery and equipment, incl. pre-press preparation equipment & plates.....	11	650912	3.6	-0.2	0.6	-0.2	0.8	0.1
Parts, attachments, & accessories for printing trades machinery.....	11	650913	0.4	0.0	0.0	0.0	0.0	0.0
Other special industry machinery.....	11	66	4.3	0.6	1.0	0.4	0.0	0.9
Plastics and rubber working machinery.....	11	6603	0.9	0.0	0.0	0.0	0.0	0.0
Plastics working machinery and equipment, excluding patterns and molds, including parts.....	11	66039	1.0	0.0	0.0	0.0	0.0	0.0
Plasticworking machinery (excluding parts).....	11	660391	0.6	0.0	0.0	0.0	0.0	0.0
Parts for plasticworking machinery.....	11	660395	3.0	0.0	0.0	0.0	0.0	0.0
Miscellaneous special industry machinery.....	11	6606	4.9	0.7	1.2	0.5	0.0	1.0
Semiconductor manufacturing machinery and parts.....	11	660638	8.9	0.1	3.9	2.4	0.1	1.5
Packing, packaging, and bottling machinery and parts.....	11	67	6.8	0.5	0.0	0.0	0.0	2.6
Packing, packaging, and bottling machinery and parts.....	11	6705	6.8	0.5	0.0	0.0	0.0	2.6
Packing, packaging, and bottling machinery, excluding parts.....	11	670501	6.4	0.5	0.0	0.0	0.0	2.7
Parts for packing, packaging, and bottling machinery.....	11	670502	7.9	0.5	0.0	0.0	0.0	2.4
Service industry machinery and parts.....	11	68	0.8	0.1	0.0	0.0	0.0	-0.1
Service industry machinery and parts.....	11	6801	0.8	0.1	0.0	0.0	0.0	-0.1
Commercial cooking and food warming equipment (incl. parts).....	11	68013	-0.5	0.0	0.0	0.0	0.1	-0.3
Commercial cooking equipment incl. ranges, deep-fat fryers, etc. except electric.....	11	680131	-1.4	0.0	0.0	0.0	0.0	-0.7
Commercial electric cooking equipment, incl. ranges, deep-fat fryers, etc.....	11	680132	0.1	0.0	0.1	0.0	0.3	0.0
Parts and accessories for commercial cooking and food warming equipment.....	11	680133	0.0	0.0	0.0	0.0	0.0	0.0
Other service industry machinery, incl. electronic teaching mach. & auto. maintenance equipment.....	11	68014	1.3	0.2	0.0	0.0	0.0	0.0
Coin-operated machines and mechanisms (incl. parts).....	11	680141	0.0	0.0	0.0	0.0	0.0	0.0
Commercial laundry and drycleaning machinery products (incl. parts).....	11	680143	1.0	0.0	0.0	0.0	0.0	0.0
Commercial and industrial floor & carpet cleaning machines, ex. vacuum cleaners (incl. parts).....	11	680145	4.3	0.0	0.0	0.0	0.0	0.0
Electronic teaching machines, teaching aids, etc., (incl. kits and parts).....	11	680147	-	0.0	0.0	0.0	0.0	-
All other parts and attachments for service industry equipment.....	11	680148	6.2	3.6	0.0	0.0	0.0	0.0
Other service industry equipment.....	11	680149	1.7	0.2	0.0	0.0	0.0	0.0
Electrical machinery and equipment.....	11	7	1.9	0.1	0.1	0.0	-0.1	-0.1
Wiring devices.....	11	71	-0.7	-0.2	0.3	0.0	-0.1	-0.2
Current-carrying wiring devices.....	11	7101	0.6	0.0	0.4	0.2	-0.1	-0.4
Current-carrying switches for electrical circuitry (including vehicular switches).....	11	710143	0.5	0.4	-1.3	0.3	0.4	0.1
Current-carrying wire connectors for electrical circuitry.....	11	710144	5.5	-0.6	3.1	1.6	-1.6	-0.6
Current-carrying wiring devices n.e.c.....	11	710147	-0.9	0.1	0.2	-0.4	0.3	-0.6
Noncurrent-carrying wiring devices.....	11	7102	-2.2	-0.5	0.2	-0.2	-0.2	0.0
Noncurrent-carrying electrical conduit and conduit fittings, incl. plastic conduit & fittings.....	11	710216	-8.3	-1.4	0.5	-0.3	-1.3	0.0
Other noncurrent-carrying wiring devices and supplies (boxes, covers, bar hangers, etc.).....	11	710217	8.7	0.5	0.0	-0.5	1.7	0.1
Porcelain, steatite, and other ceramic electrical products.....	11	710252	0.6	0.4	0.0	0.2	-0.2	0.0
Integrating and measuring instruments.....	11	72	3.4	0.6	0.6	0.1	0.5	0.2
Test equipment for electrical, radio, & communication circuits & motors.....	11	7205	3.4	0.6	0.6	0.1	0.5	0.2
Test equipment for electrical, radio, & communication circuits & motors.....	11	720501	3.4	0.6	0.6	0.1	0.5	0.2
Motors, generators, motor generator sets.....	11	73	1.6	0.0	0.0	0.0	0.0	0.0

See footnotes at end of table.

Table 7. Producer price index percentage changes for commodity and service groupings and individual items, not seasonally adjusted — Continued
 [August 2024]

Title	Commodity code		Unadjusted 12-month percent change ¹	Unadjusted 1-month percent change ¹				
	Group code	Item code		Aug. 2023 to Aug. 2024 ^P	Mar. to Apr.	Apr. to May ^P	May to June ^P	June to July ^P
Fractional horsepower motors and generators.....	11	7303	0.9	0.0	0.0	0.0	0.0	0.0
Fractional horsepower motors and generators.....	11	730312	0.9	0.0	0.0	0.0	0.0	0.0
Integral horsepower motors and generators (excluding land transportation types).....	11	7304	2.5	0.0	0.0	0.0	0.0	0.0
Integral horsepower motors and generators (excluding land transportation types).....	11	730405	2.5	0.0	0.0	0.0	0.0	0.0
Parts and supplies for motors and generators.....	11	7309	4.3	0.0	0.0	0.0	0.0	0.0
Parts and supplies for motors and generators.....	11	730901	4.3	0.0	0.0	0.0	0.0	0.0
Other motors and generators.....	11	7311	0.3	0.0	0.0	0.0	0.0	0.0
Other motors and generators.....	11	731101	0.3	0.0	0.0	0.0	0.0	0.0
Prime mover generator sets, except steam & hydraulic turbine.....	11	7311012	-	0.0	0.0	0.0	-	-
Transformers and power regulators.....	11	74	2.6	-1.0	0.0	0.6	0.1	0.0
Power and distribution transformers, except parts.....	11	7409	2.2	-1.2	0.0	0.7	0.0	0.0
Other transformers and parts for transformers.....	11	7411	4.1	0.0	0.0	0.0	0.6	0.0
Switchgear, switchboard, industrial controls equipment.....	11	75	7.3	0.2	0.6	1.9	0.4	0.0
Industrial controls and related parts and accessories.....	11	7507	5.3	0.2	0.0	1.9	0.2	0.0
Industrial controls and related parts and accessories.....	11	750799	5.3	0.2	0.0	1.9	0.2	0.0
General-purpose industrial controls.....	11	7507991	6.6	0.1	0.0	2.0	0.0	0.0
Parts for industrial controls and motor-control accessories.....	11	7507992	4.8	1.0	0.0	0.6	0.8	0.0
Specific-purpose industrial controls.....	11	7507993	2.8	0.1	0.1	2.1	0.3	0.0
Switchgear and switchboard apparatus.....	11	7522	8.6	0.2	1.0	2.0	0.6	0.0
Switchgear and switchboard apparatus.....	11	752201	8.6	0.2	1.0	2.0	0.6	0.0
Low voltage panelboards and distribution boards, 1000 volts or less.....	11	7522013	3.8	0.0	1.1	0.4	0.0	0.1
Switchgear, except relays and ducts.....	11	752201A	11.7	0.2	1.3	3.2	1.0	0.0
Communications and related equipment and miscellaneous electronic systems & equipment.....	11	76	4.2	0.0	0.0	0.1	0.1	0.0
Telephone and wireline data networking equipment.....	11	7601	0.3	0.0	0.1	0.0	0.0	0.0
Other communications and related equipment, including broadcast and wireless.....	11	7603	2.8	0.1	0.1	0.3	0.3	0.0
Broadcast, studio, and related electronic equipment.....	11	760301	-	0.2	0.0	-	-	-
Radio station and wireless communication equipment.....	11	760302	2.3	0.0	0.0	0.0	0.0	0.0
Radio station equipment.....	11	7603022	4.4	-1.0	0.4	0.2	0.0	0.0
Other broadcast and wireless communications systems and equipment.....	11	7603023	2.1	0.1	0.0	0.0	0.0	0.0
Intercommunications, alarm and traffic control systems.....	11	760303	6.0	0.3	0.4	1.5	1.8	0.1
Alarm systems, including electric sirens and horns.....	11	7603031	4.9	0.5	0.0	0.0	2.6	0.0
Intercommunications systems, including inductive paging systems.....	11	7603033	9.5	0.0	-0.1	4.6	0.0	4.3
Electronic systems and equipment, n.e.c.....	11	7605	1.2	0.0	0.0	0.0	0.0	0.0
Electronic systems and equipment, n.e.c.....	11	760512	1.2	0.0	0.0	0.0	0.0	0.0
Search, detection, navigation & guidance systems and equipment.....	11	7606	5.9	0.0	0.0	0.0	0.0	0.0
Search, detection, navigation & guidance systems and equipment.....	11	760613	5.9	0.0	0.0	0.0	0.0	0.0
Electric lamp bulbs, tubes, and components.....	11	77	0.5	0.0	0.0	0.0	0.0	0.0
Electric lamp bulbs, tubes, and components.....	11	7704	0.5	0.0	0.0	0.0	0.0	0.0
Electric lamp bulbs, tubes, and components.....	11	770401	0.5	0.0	0.0	0.0	0.0	0.0
Electronic components and accessories.....	11	78	-0.8	0.3	-0.2	-0.7	-0.9	-0.4
Relays for electronic circuitry, industrial control overload, and switchgear type.....	11	7821	2.5	0.0	0.0	0.0	0.0	0.0
Relays for electronic circuitry, industrial control overload, and switchgear type.....	11	782119	2.5	0.0	0.0	0.0	0.0	0.0
Switches, mechanical, for electronic circuitry.....	11	7822	6.2	0.0	0.0	0.1	0.0	0.0
Switches, mechanical, for electronic circuitry.....	11	782299	6.2	0.0	0.0	0.1	0.0	0.0
Connectors for electronic circuitry.....	11	7824	2.5	0.8	-0.6	0.3	0.0	0.0
Connectors for electronic circuitry.....	11	782481	2.5	0.8	-0.6	0.3	0.0	0.0
Filters, crystals, and transducers.....	11	7828	3.4	0.0	0.0	0.9	0.0	0.0
Filters, crystals, and transducers.....	11	782890	3.4	0.0	0.0	0.9	0.0	0.0
Crystal, filter, piezoelectric, and other related electronic devices (exc. microwave filters).....	11	7828901	2.6	0.0	0.0	0.9	0.0	0.0
Integrated circuit packages, including microprocessors.....	11	7839	-9.4	0.3	-0.4	-3.2	-4.9	0.1
Integrated circuit packages, including microprocessors.....	11	783911	-9.4	0.3	-0.4	-3.2	-4.9	0.1
Other semiconductor devices, incl. transistors, diodes, and semiconductor parts such as wafers.....	11	7847	0.3	1.0	0.1	0.0	0.0	-3.2
Other semiconductor devices, incl. transistors, diodes, and semiconductor parts such as wafers.....	11	784711	0.3	1.0	0.1	0.0	0.0	-3.2
Bare printed circuit boards.....	11	7849	6.4	0.0	0.0	0.0	0.0	3.3
Bare printed circuit boards.....	11	784901	6.4	0.0	0.0	0.0	0.0	3.3
Electronic coils, transformers, and other inductors.....	11	7853	5.7	0.0	0.0	0.1	0.8	0.0
Electronic coils, transformers, and other inductors.....	11	785399	5.7	0.0	0.0	0.1	0.8	0.0

See footnotes at end of table.

Table 7. Producer price index percentage changes for commodity and service groupings and individual items, not seasonally adjusted — Continued
 [August 2024]

Title	Commodity code		Unadjusted 12-month percent change ¹	Unadjusted 1-month percent change ¹				
	Group code	Item code		Aug. 2023 to Aug. 2024 ^P	Mar. to Apr.	Apr. to May ^P	May to June ^P	June to July ^P
Capacitors and resistors for electronic circuitry.....	11	7854	5.4	0.0	0.0	0.0	0.0	0.0
Capacitors for electronic circuitry.....	11	785411	2.3	0.0	0.0	0.0	0.0	0.0
Microwave components, electron tubes, and other electronic components, n.e.c.....	11	7856	2.6	0.0	0.0	1.1	0.0	0.0
Printed circuit assemblies, loaded boards, modules and consumer external modems.....	11	7861	3.0	-0.5	-0.4	-0.2	2.5	0.6
Printed circuit assemblies, loaded boards, modules and consumer external modems.....	11	786199	3.0	-0.5	-0.4	-0.2	2.5	0.6
Miscellaneous electrical machinery and equipment.....	11	79	0.9	0.0	0.0	0.1	0.2	0.1
Storage batteries.....	11	7901	0.0	-0.4	0.0	0.0	0.1	0.3
Storage batteries, lead acid type, BCI dimensional group 8D or smaller.....	11	790103	0.5	-0.6	0.0	0.0	0.2	0.5
Storage batteries, lead acid type, larger than BCI dimensional group 8D.....	11	790104	-2.1	0.0	0.0	0.0	0.0	0.0
Storage batteries (excluding lead acid), including parts for all storage batteries.....	11	790105	0.2	0.0	0.0	0.0	0.0	0.0
Primary batteries.....	11	7902	-1.1	-0.1	-0.4	0.4	-0.2	0.1
Primary batteries.....	11	790229	-1.1	-0.1	-0.4	0.4	-0.2	0.1
Carbon and graphite products.....	11	7903	5.8	1.2	0.0	-0.2	0.0	0.7
X-ray and electromedical equipment.....	11	7905	1.0	0.0	0.0	0.0	0.3	0.0
Irradiation equipment.....	11	790512	0.9	0.0	0.0	0.0	0.0	0.0
Electromedical equipment, including diagnostic, therapeutic and patient monitoring equipment.....	11	790541	1.1	0.0	0.0	0.0	0.4	0.0
Miscellaneous electrical industrial apparatus.....	11	7929	-2.0	0.0	0.3	0.6	0.0	0.0
Rectifying apparatus.....	11	792902	4.6	0.0	0.9	0.0	0.0	0.0
Other electrical equipment for industrial use, except for electronic circuitry.....	11	792904	-4.7	0.0	0.0	0.9	0.0	0.0
All other electrical equipment and components, except industrial.....	11	7939	6.4	0.0	0.0	0.0	0.0	0.0
All other electrical equipment and components, except industrial.....	11	793901	6.4	0.0	0.0	0.0	0.0	0.0
Miscellaneous instruments.....	11	8	3.0	0.6	0.2	0.2	0.1	0.0
Automatic environmental controls for monitoring residential, commercial, and appliance use.....	11	81	1.8	0.0	0.3	0.7	1.5	0.0
Automatic environmental controls for monitoring residential, commercial, and appliance use.....	11	8105	1.8	0.0	0.3	0.7	1.5	0.0
Automatic environmental controls for monitoring residential, commercial, and appliance use.....	11	810501	1.8	0.0	0.3	0.7	1.5	0.0
Industrial process control instruments.....	11	82	5.3	0.4	0.0	0.8	0.0	0.0
Industrial process control instruments.....	11	8201	5.3	0.4	0.0	0.8	0.0	0.0
Industrial process control instruments.....	11	820171	5.3	0.4	0.0	0.8	0.0	0.0
Fluid meters and counting devices.....	11	84	0.0	0.2	0.8	0.1	0.2	0.0
Fluid meters and counting devices.....	11	8401	0.0	0.2	0.8	0.1	0.2	0.0
Engineering and scientific instruments.....	11	85	3.6	2.3	0.2	0.3	0.1	0.1
Aeronautical, nautical, and navigational instruments.....	11	8501	2.3	2.1	0.0	0.0	0.0	0.0
Aeronautical, nautical, and navigational instruments.....	11	850111	2.3	2.1	0.0	0.0	0.0	0.0
Hospital beds and specialized hospital furniture.....	11	8504	9.7	3.3	1.4	1.4	0.6	0.3
Hospital beds and specialized hospital furniture.....	11	850404	9.7	3.3	1.4	1.4	0.6	0.3
Measuring instruments and lenses.....	11	86	2.1	0.1	0.2	-0.1	0.0	-0.4
Sighting, tracking, and fire-control equipment, optical type.....	11	8601	-1.6	-0.6	1.0	0.0	-0.8	0.0
Sighting, tracking, and fire-control equipment, optical type.....	11	860111	-1.6	-0.6	1.0	0.0	-0.8	0.0
All other miscellaneous optical instruments and lenses.....	11	8602	2.5	1.7	-0.1	-0.1	0.1	0.0
All other miscellaneous optical instruments and lenses.....	11	860211	2.5	1.7	-0.1	-0.1	0.1	0.0
Laboratory analytical instruments.....	11	8603	2.4	-0.1	0.1	-0.1	0.0	-0.5
Laboratory analytical instruments.....	11	860311	2.4	-0.1	0.1	-0.1	0.0	-0.5
Measuring & controlling devices, n.e.c.....	11	89	3.4	-0.3	-0.1	0.0	0.0	0.8
Aircraft engine instruments.....	11	8901	7.4	0.0	-0.9	0.0	0.0	0.0
Aircraft engine instruments.....	11	890199	7.4	0.0	-0.9	0.0	0.0	0.0
Nuclear radiation detection & monitoring instruments.....	11	8904	3.0	0.0	0.0	0.0	0.5	0.0
Nuclear radiation detection & monitoring instruments.....	11	890499	3.0	0.0	0.0	0.0	0.5	0.0
Physical properties and kinematic testing equipment.....	11	8905	2.4	0.0	0.0	0.0	0.0	1.2
Physical properties and kinematic testing equipment.....	11	890599	2.4	0.0	0.0	0.0	0.0	1.2
Commercial, geophysical, meteorological, surveying, drafting & general-purpose instruments.....	11	8906	3.5	-0.9	0.0	0.0	0.0	0.8
Commercial, geophysical, meteorological & general-purpose instruments.....	11	890699	3.5	-0.9	0.0	0.0	0.0	0.8
Miscellaneous machinery.....	11	9	3.1	0.2	0.1	0.1	0.3	0.4
Oil field and gas field machinery.....	11	91	4.3	0.0	0.0	0.4	0.0	0.0

See footnotes at end of table.

Table 7. Producer price index percentage changes for commodity and service groupings and individual items, not seasonally adjusted — Continued
 [August 2024]

Title	Commodity code		Unadjusted 12-month percent change ¹	Unadjusted 1-month percent change ¹				
	Group code	Item code		Aug. 2023 to Aug. 2024 ^P	Mar. to Apr.	Apr. to May ^P	May to June ^P	June to July ^P
Oil and gas field drilling, surveying, and cementing machinery (except parts sold separately).....	11	9102	3.0	0.0	0.0	0.0	0.0	0.0
Oil and gas field drilling, surveying, and cementing machinery (except parts sold separately).....	11	910201	3.0	0.0	0.0	0.0	0.0	0.0
Oil field and gas field production machinery (except pumps and parts sold separately).....	11	9104	8.1	0.0	0.0	0.5	0.0	0.0
Oil field and gas field production machinery (except pumps and parts sold separately).....	11	910456	8.1	0.0	0.0	0.5	0.0	0.0
Parts and attachments for oil and gas field machinery and equipment.....	11	9106	2.4	0.0	0.0	1.3	0.0	0.0
Mining machinery and equipment.....	11	92	6.8	0.6	0.2	0.5	0.7	0.0
Mining machinery and equipment (except parts sold separately).....	11	9207	7.8	0.3	0.3	0.7	0.6	0.0
Underground mining machinery (except parts sold separately).....	11	920701	—	0.0	0.8	0.0	0.0	—
Crushing, pulverizing, & screening machinery (except parts sold separately).....	11	920702	6.7	0.0	0.0	0.0	0.0	0.0
Drills and other mining machinery (except parts sold separately).....	11	920703	—	1.0	0.0	2.1	0.7	—
Mineral processing & beneficiation machinery (except parts sold separately).....	11	920704	11.2	0.0	0.0	0.3	2.2	0.0
Parts and attachments for mining machinery and equipment (sold separately).....	11	9253	3.7	1.7	0.0	0.0	1.3	0.0
Parts and attachments for mining machinery and equipment (sold separately).....	11	925303	3.7	1.7	0.0	0.0	1.3	0.0
Internal combustion engines.....	11	94	3.1	0.4	0.1	0.0	0.4	0.1
Diesel, semidiesel, and dual-fuel engines (except automotive).....	11	9407	2.8	0.0	0.0	0.0	0.0	0.0
Diesel, semidiesel, and dual-fuel engines (except automotive).....	11	940725	2.8	0.0	0.0	0.0	0.0	0.0
Diesel, semidiesel, and dual-fuel engines for automobiles, trucks, and buses.....	11	9408	3.4	0.2	0.0	0.0	0.0	0.0
Diesel, semidiesel, and dual-fuel engines for automobiles, trucks, and buses.....	11	940811	3.4	0.2	0.0	0.0	0.0	0.0
Parts & accessories for internal combustion engines, ex. aircraft & gasoline automotive engines.....	11	9413	2.9	1.6	0.0	0.0	0.0	0.0
Parts & accessories for internal combustion engines, ex. aircraft & gasoline automotive engines.....	11	941301	2.9	1.6	0.0	0.0	0.0	0.0
Machine shop products.....	11	95	1.9	-0.1	0.1	0.0	0.2	0.7
Machine shop products.....	11	9505	1.9	-0.1	0.1	0.0	0.2	0.7
Machine shop job work and job order repairs.....	11	950501	1.9	-0.1	0.1	0.0	0.2	0.7
Turbines and turbine generator sets.....	11	97	4.9	0.7	0.3	0.4	0.6	0.7
Turbines and turbine generator sets (excluding parts).....	11	9701	4.9	0.7	0.3	0.4	0.6	0.7
Steam, gas, and other turbines and turbine generators.....	11	970103	4.6	0.9	0.4	0.3	0.7	0.6
Parts & accessories for turbines, turbine generators, and turbine generator sets.....	11	98	0.3	0.0	0.0	0.0	0.2	0.0
Parts & accessories for turbines, turbine generators, and turbine generator sets.....	11	9801	0.3	0.0	0.0	0.0	0.2	0.0
Parts & accessories for turbines, turbine generators, and turbine generator sets.....	11	980101	0.3	0.0	0.0	0.0	0.2	0.0
Furniture and household durables.....	12	—	1.3	-0.1	0.3	0.1	0.0	0.3
Household furniture.....	12	1	-0.4	0.4	0.5	0.2	0.1	0.0
Metal household furniture.....	12	11	-2.5	0.3	-0.2	0.0	-0.1	0.5
Metal household furniture.....	12	1101	-2.5	0.3	-0.2	0.0	-0.1	0.5
Metal household dining room and kitchen furniture.....	12	110102	1.1	1.7	-1.2	0.0	-0.5	3.2
Other metal household furniture.....	12	110104	-3.2	0.0	0.0	0.0	0.0	0.0
Metal household furniture, beds, nonupholstered.....	12	1101041	-4.9	0.0	0.0	0.0	0.0	0.0
Wood household furniture (nonupholstered).....	12	12	-4.0	-0.1	0.4	0.0	0.2	0.3
Wood household furniture (nonupholstered).....	12	1206	-4.0	-0.1	0.4	0.0	0.2	0.3
Wood living room furniture (nonupholstered).....	12	120602	1.9	0.0	1.5	0.0	0.0	0.6
Wood dining room, outdoor, and ready-to-assemble furniture (nonupholstered).....	12	120603	-2.9	0.0	2.2	0.0	0.3	0.5
Wood bedroom furniture, including infants' and children's, (nonupholstered).....	12	120605	-5.2	-0.3	-1.8	0.0	0.1	0.0
Upholstered household furniture.....	12	13	0.4	0.1	0.9	0.2	0.0	0.0
Upholstered household furniture.....	12	1301	0.4	0.1	0.9	0.2	0.0	0.0
Dual purpose sleep furniture, incl. convertible sofa.....	12	130123	2.3	0.0	1.7	0.0	0.0	0.0
Upholstered household furniture.....	12	130141	0.0	0.1	0.7	0.3	0.0	0.0
Upholstered household davenports, sofas, loveseats, and settees.....	12	1301411	-0.9	0.1	0.5	0.3	0.0	0.0
Upholstered household sectional sofa pieces.....	12	1301412	-0.1	0.0	1.0	0.0	0.0	0.0
Upholstered household rocking chairs, including swivel rockers.....	12	1301413	0.7	0.4	0.0	0.0	0.0	0.0
Other upholstered household furniture, including custom.....	12	1301415	4.3	0.0	0.2	0.7	0.0	0.0

See footnotes at end of table.

Table 7. Producer price index percentage changes for commodity and service groupings and individual items, not seasonally adjusted — Continued
 [August 2024]

Title	Commodity code		Unadjusted 12-month percent change ¹	Unadjusted 1-month percent change ¹				
	Group code	Item code		Aug. 2023 to Aug. 2024 ^P	Mar. to Apr.	Apr. to May ^P	May to June ^P	June to July ^P
Bedding.....	12	14	-0.3	1.1	0.0	0.2	0.0	-0.1
Bedding.....	12	1401	-0.3	1.1	0.0	0.2	0.0	-0.1
Innerspring mattresses, excluding crib size.....	12	140104	0.2	1.6	0.0	0.5	0.5	0.3
Mattress foundations.....	12	140107	-2.2	0.0	0.4	-0.5	-0.6	-0.1
Mattresses, other types, including crib, foam, waterbed mattresses and mattress inserts.....	12	140114	0.5	2.0	0.0	0.6	-0.7	0.0
Sleep system ensembles and mattresses, excluding conventional waterbeds.....	12	140122	0.0	0.0	0.0	0.0	0.0	0.0
Mattress and foundation sets.....	12	140134	-1.0	0.5	0.0	-0.2	-0.2	-0.7
Metal porch, lawn, outdoor & casual furniture.....	12	15	2.6	0.0	0.0	0.0	1.7	0.0
Porch and lawn furniture.....	12	1501	2.6	0.0	0.0	0.0	1.7	0.0
Metal porch, lawn, outdoor & casual furniture.....	12	150112	2.6	0.0	0.0	0.0	1.7	0.0
Commercial furniture.....	12	2	2.5	-0.2	0.3	0.2	0.0	0.0
Wood office furniture and store fixtures.....	12	21	3.0	-0.1	0.8	0.5	0.6	0.1
Wood office furniture and store fixtures.....	12	2101	3.0	-0.1	0.8	0.5	0.6	0.1
Wood office seating, including upholstered.....	12	210112	2.9	0.0	0.2	0.0	0.4	0.0
Wood office desks and extensions.....	12	210113	2.7	0.0	0.4	0.5	0.1	0.1
Wood office files, storage units, and tables.....	12	210114	6.1	0.0	0.2	0.0	0.6	0.0
Wood office furniture, other types (incl. panel/desk systems).....	12	210116	1.7	0.0	0.0	0.0	0.3	0.0
Fixtures for stores, banks and offices.....	12	210161	2.9	-0.1	1.0	0.6	0.7	0.1
Custom architectural woodwork, millwork, and fixtures.....	12	2101611	3.7	0.0	1.2	0.4	0.7	0.0
Wood lockers, partitions, and shelving (except custom).....	12	2101612	-1.7	-3.6	0.2	1.5	0.6	-1.0
Nonwood furniture and store fixtures.....	12	22	2.0	-0.2	-0.1	0.1	-0.6	-0.1
Nonwood commercial storage units, files, and tables.....	12	2202	1.0	-1.2	-1.1	1.6	0.7	0.4
Nonwood commercial storage units, files, and tables.....	12	220202	1.0	-1.2	-1.1	1.6	0.7	0.4
Nonwood commercial furniture.....	12	2203	2.9	0.8	0.1	-0.7	0.7	-0.2
Nonwood commercial desks and extensions.....	12	220321	7.5	0.3	0.0	-0.1	0.2	-0.1
Nonwood office seating.....	12	220325	2.8	0.0	0.0	0.0	0.0	0.0
Nonwood office furniture panel systems, and other nonwood office furniture.....	12	220326	2.1	1.5	0.2	-1.4	1.4	-0.3
Nonwood partitions and fixtures.....	12	2204	1.3	-1.0	0.1	0.4	-2.6	-0.3
Storage racks and accessories, except wood.....	12	220407	-1.8	-1.9	0.0	0.0	-0.9	0.0
Fixtures (bank, office, and store) except wood.....	12	220409	3.9	0.4	0.0	0.0	-7.2	0.0
Public building furniture.....	12	23	3.5	-0.2	0.4	0.0	0.0	0.0
Public building furniture.....	12	2301	3.5	-0.2	0.4	0.0	0.0	0.0
School furniture (except stone and concrete), excluding library furniture.....	12	230101	2.1	-0.9	0.0	0.0	0.0	0.0
Public building and related furniture, excluding school & restaurant furniture.....	12	230102	4.1	0.1	0.5	0.0	0.1	0.0
Commercial furniture and fixtures, n.e.c.....	12	24	1.1	-0.7	-0.2	0.3	-0.3	0.6
Commercial furniture and fixtures, n.e.c.....	12	2401	1.1	-0.7	-0.2	0.3	-0.3	0.6
Bar, bowling center, cafeteria, and restaurant furniture.....	12	240104	-1.2	-2.6	0.0	0.0	0.0	0.0
Other commercial and institutional furniture and fixtures, n.e.c.....	12	240108	2.2	0.2	-0.3	0.5	-0.5	0.9
Floor coverings.....	12	3	0.5	-0.6	-0.4	0.9	-0.1	0.0
Carpets and rugs.....	12	31	0.3	-0.7	-0.5	1.0	-0.1	0.0
Carpet and rugs.....	12	3101	0.3	-0.7	-0.5	1.0	-0.1	0.0
Carpet and rugs.....	12	310101	0.3	-0.7	-0.5	1.0	-0.1	0.0
Resilient floor coverings.....	12	32	1.2	0.0	0.0	0.0	0.0	0.0
Resilient floor coverings.....	12	3201	1.2	0.0	0.0	0.0	0.0	0.0
Resilient floor coverings.....	12	320170	1.2	0.0	0.0	0.0	0.0	0.0
Household appliances.....	12	4	1.0	-0.1	0.0	-0.5	0.0	1.6
Major appliances.....	12	41	1.2	-0.2	-0.1	-0.6	0.0	1.9
Household cooking appliances.....	12	4101	1.5	-0.4	0.1	-1.0	-0.1	2.4
Electric household ranges, ovens (including microwave), surface cooking units, and equipment.....	12	410105	-0.9	-0.7	0.9	-3.5	1.1	0.2
Gas household ranges, ovens, surface cooking units and equipment.....	12	410139	1.1	-0.5	1.0	-1.5	0.2	0.7
Other household ranges and cooking equipment, including outdoor equipment.....	12	410169	4.4	-0.2	-1.6	2.1	-1.8	6.4
Household refrigeration equipment.....	12	4103	0.6	0.2	-0.2	0.1	0.1	0.5
Household refrigerators, including refrigerator-freezer combinations.....	12	410329	0.6	0.2	-0.2	0.1	0.0	0.7
Other major household appliances including room air-conditioners.....	12	4104	3.1	0.2	0.5	0.2	-0.2	2.6
Room air-conditioners.....	12	410445	0.9	1.5	0.0	0.0	-0.9	0.0
Household vacuum cleaners, including parts and attachments.....	12	43	1.2	0.8	0.2	-0.8	-0.2	0.0

See footnotes at end of table.

Table 7. Producer price index percentage changes for commodity and service groupings and individual items, not seasonally adjusted — Continued
 [August 2024]

Title	Commodity code		Unadjusted 12-month percent change ¹	Unadjusted 1-month percent change ¹				
	Group code	Item code		Aug. 2023 to Aug. 2024 ^P	Mar. to Apr.	Apr. to May ^P	May to June ^P	June to July ^P
Household vacuum cleaners and other floor care machines (including parts and attachments).....	12	4301	1.2	0.8	0.2	-0.8	-0.2	0.0
Household vacuum cleaners and other floor care machines (including parts and attachments).....	12	430114	1.2	0.8	0.2	-0.8	-0.2	0.0
Electric housewares and fans.....	12	44	-0.5	0.0	0.0	0.0	0.0	0.0
Parts and attachments for small electric household appliances, including fan parts.....	12	4403	1.6	0.0	0.0	0.0	0.0	0.0
Parts and attachments for small electric household appliances, including fan parts.....	12	440311	1.6	0.0	0.0	0.0	0.0	0.0
Small electric household appliances, including fans.....	12	4404	-0.5	0.0	0.0	0.0	0.0	0.0
Small electric household appliances, including fans.....	12	440401	-0.5	0.0	0.0	0.0	0.0	0.0
Portable residential lighting fixtures, including parts and accessories.....	12	45	0.0	0.0	0.0	0.0	0.0	0.0
Portable residential lighting fixtures, including parts and accessories.....	12	4501	0.0	0.0	0.0	0.0	0.0	0.0
Portable residential lighting fixtures, including parts and accessories.....	12	450135	0.0	0.0	0.0	0.0	0.0	0.0
Home electronic equipment.....	12	5	1.6	0.0	-0.4	0.0	0.0	0.0
Speakers and commercial sound equipment.....	12	57	3.5	0.0	-0.9	0.0	0.0	0.0
Speakers and commercial sound equipment.....	12	5707	3.5	0.0	-0.9	0.0	0.0	0.0
Speakers and commercial sound equipment.....	12	570708	3.5	0.0	-0.9	0.0	0.0	0.0
Other home electronic equipment.....	12	58	0.0	0.0	0.0	0.0	0.0	0.0
Other home electronic equipment, including television receivers and automotive A/V equipment.....	12	5803	0.0	0.0	0.0	0.0	0.0	0.0
All other consumer audio and video equipment, excluding TV receivers and automotive A/V equip.....	12	580301	0.0	0.0	0.0	0.0	0.0	0.0
Other household durable goods.....	12	6	2.7	-0.2	0.8	0.0	0.1	-0.1
Vitreous china, fine earthenware, and other pottery products.....	12	61	0.1	0.0	0.0	0.0	0.1	0.1
Vitreous china, porcelain, and earthenware table and kitchenware and other pottery products.....	12	6101	0.1	0.0	0.0	0.0	0.1	0.1
Vitreous china, porcelain, and earthenware (semivitreous) table and kitchenware.....	12	610104	0.5	0.0	0.0	0.0	0.5	0.0
All other pottery products (including china decorated for the trade).....	12	610105	0.1	0.0	0.0	0.0	0.0	0.1
Mirrors (decorated and undecorated).....	12	65	8.2	-2.6	2.1	-0.1	0.5	0.5
Mirrors (decorated and undecorated), made from purchased glass.....	12	6501	8.2	-2.6	2.1	-0.1	0.5	0.5
Mirrors (decorated and undecorated), made from purchased glass.....	12	650104	8.2	-2.6	2.1	-0.1	0.5	0.5
Lawn/garden equipment.....	12	66	1.8	0.0	0.1	0.0	-0.2	0.0
Parts and attachments for consumer lawn, garden, and snow equipment.....	12	6605	0.9	0.0	0.0	0.0	-0.1	-0.1
Parts and attachments for consumer lawn, garden, and snow equipment.....	12	660503	0.9	0.0	0.0	0.0	-0.1	-0.1
Consumer lawn, garden, and snow equipment.....	12	6607	1.9	0.0	0.1	0.0	-0.2	0.0
Consumer lawn, garden, and snow equipment.....	12	660701	1.9	0.0	0.1	0.0	-0.2	0.0
Consumer riding lawn, garden, and snow equipment.....	12	6607011	0.9	0.0	0.0	0.0	0.0	0.0
Consumer nonriding lawn, garden, and snow equipment.....	12	6607012	2.9	0.0	0.3	0.0	-0.4	0.0
Cutlery, flatware (except precious), razors and razor blades.....	12	67	0.8	2.1	0.0	0.3	0.7	-1.5
Cutlery, flatware (except precious), razors and razor blades.....	12	6701	0.8	2.1	0.0	0.3	0.7	-1.5
Cutlery, scissors, shears, trimmers, and snips.....	12	670141	-	4.6	0.0	0.8	-	-
Metal kitchen utensil, pots, and pans.....	12	68	1.1	0.0	0.0	0.0	0.0	0.0
Metal kitchen utensil, pots, and pans.....	12	6801	1.1	0.0	0.0	0.0	0.0	0.0
Stamped and spun kitchen utensils, aluminum.....	12	680101	-	0.0	0.0	0.0	0.0	-
Window shades, blinds, and accessories.....	12	69	2.2	0.0	2.1	0.0	0.0	0.0
Window shades, blinds, and accessories.....	12	6901	2.2	0.0	2.1	0.0	0.0	0.0
Window shades and window shade accessories and rollers.....	12	690101	2.4	0.0	2.4	0.0	0.0	0.0
Other shades and blinds, including curtain and drapery fixtures, poles, & rods.....	12	690103	2.2	0.0	1.7	0.0	0.0	0.0
Nonmetallic mineral products.....	13	-	4.0	-0.7	0.3	0.0	0.4	0.1
Glass.....	13	1	2.4	-0.1	0.2	-0.5	0.4	0.4
Flat glass.....	13	11	2.4	-0.1	0.3	-0.5	0.5	0.3
Specialty glass.....	13	1107	2.3	0.0	0.1	-0.5	0.4	0.0
Specialty glass.....	13	110703	2.3	0.0	0.1	-0.5	0.4	0.0
Other glass products, made by flat glass producers.....	13	1107034	3.5	0.0	0.0	0.0	2.1	0.0
Flat glass (float, sheet, and plate process).....	13	1108	2.8	-0.5	0.8	-0.9	1.1	1.3
Flat glass (float, sheet, and plate process).....	13	110811	2.8	-0.5	0.8	-0.9	1.1	1.3
Other finished glassware.....	13	13	2.4	-0.2	0.0	-0.3	0.0	0.6
Pressed and blown glassware.....	13	1301	2.4	-0.2	0.0	-0.3	0.0	0.6

See footnotes at end of table.

Table 7. Producer price index percentage changes for commodity and service groupings and individual items, not seasonally adjusted — Continued
 [August 2024]

Title	Commodity code		Unadjusted 12-month percent change ¹	Unadjusted 1-month percent change ¹				
	Group code	Item code		Aug. 2023 to Aug. 2024 ^P	Mar. to Apr.	Apr. to May ^P	May to June ^P	June to July ^P
Machine-made pressed & blown table, kitchen, art, & novelty glassware.....	13	130116	-	0.0	0.0	0.0	0.0	-
All other machine-made pressed and blown glassware.....	13	130117	3.2	-0.5	0.1	-0.7	-0.1	0.7
Handmade pressed and blown glassware.....	13	130118	5.0	0.0	0.0	0.0	-0.1	0.0
Concrete ingredients and related products.....	13	2	7.2	0.4	0.2	0.0	0.6	0.7
Construction sand, gravel, and crushed stone.....	13	21	7.8	0.4	0.2	0.1	0.7	1.0
Construction sand, gravel and crushed stone.....	13	2101	7.8	0.4	0.2	0.1	0.7	1.0
Construction sand and gravel (run of pit/bank, washed, screened, etc.)..	13	210120	7.1	1.7	1.0	-0.3	0.7	0.2
Construction sand and gravel, Northeast.....	13	2101201	4.9	0.0	-0.2	0.0	0.0	0.0
Construction sand and gravel, Midwest.....	13	2101202	9.4	3.1	1.2	-0.2	0.0	0.0
Construction sand and gravel, West.....	13	2101204	10.0	2.3	1.8	-0.5	1.9	0.4
Crushed and broken stone.....	13	210121	8.1	-0.2	-0.2	0.3	0.7	1.4
Crushed and broken limestone.....	13	2101212	8.7	0.1	0.1	0.0	0.3	1.5
Crushed and broken granite.....	13	2101213	5.1	-1.7	-1.3	1.5	0.6	2.2
Bituminous limestone, sandstone, & other crushed & broken stone. ...	13	2101219	8.8	0.0	0.0	0.0	2.5	0.0
Cement, hydraulic.....	13	22	5.6	0.4	0.3	-0.2	0.1	0.0
Cement, hydraulic.....	13	2201	5.6	0.4	0.3	-0.2	0.1	0.0
Cement, hydraulic.....	13	220161	5.6	0.4	0.3	-0.2	0.1	0.0
Concrete products.....	13	3	4.1	-0.4	0.0	-0.2	0.3	0.0
Concrete block and brick.....	13	31	6.5	0.4	0.0	0.8	0.0	0.1
Structural concrete block.....	13	3111	8.8	0.2	0.0	2.0	0.0	0.4
Structural concrete block.....	13	311135	8.8	0.2	0.0	2.0	0.0	0.4
Structural concrete block, lightweight units (weighing less than 105 lb/cubic ft.) (dry weight).....	13	3111351	5.8	0.4	0.0	0.3	0.0	1.1
Structural concrete block, mediumweight units (weighing 105 - 124 lb/cubic ft.) (dry weight).....	13	3111352	7.6	0.1	0.1	0.4	0.0	0.0
Structural concrete block, normalweight units (weighing 125 lb or more/cubic ft.) (dry weight).....	13	3111353	12.2	0.1	0.0	4.2	0.0	0.0
Decorative concrete block.....	13	3121	6.3	0.3	0.0	1.1	0.2	0.0
Decorative concrete block (including screen, split, slump, shadowal block, etc.).....	13	312101	6.3	0.3	0.0	1.1	0.2	0.0
Concrete brick.....	13	3131	6.3	1.6	0.1	0.0	0.0	0.0
Concrete brick.....	13	313101	6.3	1.6	0.1	0.0	0.0	0.0
Concrete pavers.....	13	3141	5.0	0.3	0.0	0.0	0.0	0.0
Concrete pavers (including grid, interlocking, etc.).....	13	314101	5.0	0.3	0.0	0.0	0.0	0.0
Concrete pipe.....	13	32	7.4	-0.6	0.2	0.2	0.0	0.0
Concrete pipe.....	13	3201	7.4	-0.6	0.2	0.2	0.0	0.0
Concrete pipe.....	13	320108	7.4	-0.6	0.2	0.2	0.0	0.0
Concrete storm sewer pipe.....	13	3201082	9.3	-0.7	0.2	0.2	0.0	0.0
Concrete pipe, except concrete culvert and storm sewer pipe.....	13	3201083	8.4	0.0	0.0	0.0	0.0	0.0
Ready-mix concrete.....	13	33	4.2	-0.7	0.2	-0.6	0.4	-0.2
Ready-mix concrete.....	13	3301	4.2	-0.7	0.2	-0.6	0.4	-0.2
Ready-mix concrete.....	13	330101	4.2	-0.7	0.2	-0.6	0.4	-0.2
Northeast region ready-mix concrete.....	13	330101A	0.9	0.0	0.0	-3.9	1.8	0.0
Midwest region ready-mix concrete.....	13	330101B	3.9	0.8	0.1	-1.4	-0.7	-0.7
South region ready-mix concrete.....	13	330101C	6.4	-2.1	-0.3	0.8	0.8	0.0
West region ready-mix concrete.....	13	330101D	2.4	0.1	1.2	-0.6	0.4	0.0
Precast concrete products.....	13	34	2.7	0.0	-0.3	0.2	0.0	0.3
Precast concrete products.....	13	3401	2.7	0.0	-0.3	0.2	0.0	0.3
Precast concrete products.....	13	340106	2.7	0.0	-0.3	0.2	0.0	0.3
Precast concrete slabs and tile, roof and floor units.....	13	3401061	6.1	0.5	-0.3	0.2	3.4	2.2
Precast concrete architectural wall panels.....	13	3401062	0.4	0.0	-3.0	0.0	0.0	0.0
Burial vaults and boxes, precast concrete.....	13	3401063	4.2	0.0	0.0	0.0	0.0	0.0
Precast concrete products (excl burial vaults and boxes, slabs and tile, and arch. wall panels).....	13	3401064	2.6	-0.1	0.2	0.3	-0.4	0.2
Prestressed concrete products.....	13	35	2.0	0.3	-1.2	-0.4	0.3	0.2
Prestressed concrete products.....	13	3501	2.0	0.3	-1.2	-0.4	0.3	0.2
Prestressed concrete products.....	13	350107	2.0	0.3	-1.2	-0.4	0.3	0.2
Prestressed concrete bridge beams and solid and hollow cored slabs and panels.....	13	3501071	-2.4	0.5	-1.3	-0.8	0.6	0.4
Prestressed concrete bridge beams.....	13	35010711	-1.1	0.8	-0.1	-0.8	0.9	0.5
Prestressed concrete solid and hollow cored slabs and panels.....	13	35010712	-5.8	0.0	-4.3	-0.8	0.0	0.0
Prestressed concrete products (excl bridge beams and solid and hollow cored slabs and panels).....	13	3501072	7.1	0.0	-1.1	0.0	0.0	0.0

See footnotes at end of table.

Table 7. Producer price index percentage changes for commodity and service groupings and individual items, not seasonally adjusted — Continued
 [August 2024]

Title	Commodity code		Unadjusted 12-month percent change ¹	Unadjusted 1-month percent change ¹				
	Group code	Item code		Aug. 2023 to Aug. 2024 ^P	Mar. to Apr.	Apr. to May ^P	May to June ^P	June to July ^P
Clay construction products ex. refractories.....	13	4	2.6	-0.6	0.3	0.0	-0.1	0.3
Brick and structural clay tile.....	13	42	4.8	0.4	0.3	0.3	0.1	0.0
Building or common brick.....	13	4201	4.7	0.4	0.3	0.3	0.1	0.0
Building or common brick.....	13	420101	4.7	0.4	0.3	0.3	0.1	0.0
Glazed brick and other brick (paving, floor, and sewer).....	13	4202	7.0	0.0	0.0	0.0	0.0	0.6
Glazed brick and other brick (paving, floor, and sewer).....	13	420201	7.0	0.0	0.0	0.0	0.0	0.6
Clay floor and wall tile, glazed and unglazed.....	13	44	-0.1	-1.9	0.4	-0.4	-0.3	0.6
Clay floor and wall tile, glazed and unglazed (including quarry tile and ceramic mosaic tile).....	13	4401	-0.1	-1.9	0.4	-0.4	-0.3	0.6
Clay floor and wall tile, glazed and unglazed (including quarry tile and ceramic mosaic tile).....	13	440131	-0.1	-1.9	0.4	-0.4	-0.3	0.6
Structural clay products, n.e.c.....	13	45	5.2	0.0	0.0	0.0	0.0	0.0
Structural clay products, n.e.c.....	13	4501	5.2	0.0	0.0	0.0	0.0	0.0
All other structural clay products, excluding clay refractories.....	13	450199	5.6	0.0	0.0	0.0	0.0	0.0
Refractories.....	13	5	1.8	0.4	-0.1	0.6	-0.1	-0.1
Clay refractories.....	13	52	2.0	0.5	0.0	0.7	0.0	0.0
Clay refractories.....	13	5201	2.0	0.5	0.0	0.7	0.0	0.0
Clay refractories.....	13	520181	2.0	0.5	0.0	0.7	0.0	0.0
Nonclay refractories.....	13	53	1.3	0.2	-0.2	0.4	-0.4	-0.4
Nonclay refractories (excluding dead-burned magnesia).....	13	5301	1.3	0.2	-0.2	0.4	-0.4	-0.4
Nonclay refractories (excluding dead-burned magnesia).....	13	530112	1.3	0.2	-0.2	0.4	-0.4	-0.4
Asphalt felts and coatings.....	13	6	0.6	-1.8	2.3	-0.4	0.3	-1.0
Prepared asphalt and tar roofing and siding products.....	13	61	1.1	-2.1	2.7	-0.7	0.4	-1.2
Prepared asphalt and tar roofing and siding products.....	13	6101	1.1	-2.1	2.7	-0.7	0.4	-1.2
Prepared asphalt and tar roofing and siding products.....	13	610131	1.1	-2.1	2.7	-0.7	0.4	-1.2
Asphalt smooth-surfaced roll roofing and cap sheets, organic and fiberglass base.....	13	6101311	-2.8	0.5	-0.6	0.4	0.0	0.0
Asphalt mineral-surfaced roll roofing and cap sheets, organic and fiberglass base.....	13	6101312	0.2	-0.3	0.4	0.1	0.0	0.0
Other prepared asphalt and tar products for roofing and siding.....	13	6101317	-0.4	0.0	0.0	0.2	0.8	-0.9
Roofing asphalts, pitches, coatings, and cement.....	13	62	-2.3	0.0	0.0	1.0	0.0	0.0
Roofing asphalts, pitches, coatings, and cement.....	13	6201	-2.3	0.0	0.0	1.0	0.0	0.0
Roofing asphalts, pitches, coatings, and cement.....	13	620121	-2.3	0.0	0.0	1.0	0.0	0.0
Gypsum products.....	13	7	4.2	-0.7	1.8	0.0	0.1	0.0
Gypsum products.....	13	71	4.2	-0.7	1.8	0.0	0.1	0.0
Gypsum products.....	13	7101	4.2	-0.7	1.8	0.0	0.1	0.0
Gypsum building materials.....	13	710102	4.5	-0.8	1.6	0.0	0.1	0.0
Other gypsum products.....	13	710116	2.6	0.0	2.6	0.0	0.0	0.0
Glass containers.....	13	8	4.4	-0.7	0.2	0.1	3.9	-0.2
Glass containers.....	13	81	4.4	-0.7	0.2	0.1	3.9	-0.2
Glass containers (including value of packaging).....	13	8101	4.4	-0.7	0.2	0.1	3.9	-0.2
Glass containers (including value of packaging).....	13	810104	4.4	-0.7	0.2	0.1	3.9	-0.2
Other nonmetallic minerals.....	13	9	3.4	-1.9	0.0	0.4	0.3	-0.1
Insulation materials.....	13	92	6.1	0.0	0.6	1.6	0.0	0.0
Mineral wool for thermal and acoustical envelope insulation.....	13	9201	5.9	-0.3	0.8	2.9	-0.2	-0.2
Mineral wool for thermal and acoustical envelope insulation.....	13	920105	5.9	-0.3	0.8	2.9	-0.2	-0.2
Mineral wool for industrial, equipment, and appliance insulation.....	13	9202	6.3	0.5	0.3	-0.3	0.4	0.3
Mineral wool for industrial, equipment, and appliance insulation.....	13	920201	6.3	0.5	0.3	-0.3	0.4	0.3
Paving mixtures and blocks.....	13	94	3.6	-4.7	-1.1	0.6	0.8	-0.1
Paving mixtures and blocks.....	13	9401	3.6	-4.7	-1.1	0.6	0.8	-0.1
Paving mixtures and blocks.....	13	940113	3.6	-4.7	-1.1	0.6	0.8	-0.1
Emulsified asphalt, including liquid additives.....	13	940113A	4.8	1.0	0.5	0.8	0.7	0.4
Other liquid asphalt and tar paving materials, including cut-backs.....	13	940113B	1.4	0.2	-2.7	1.5	0.2	0.0
Asphalt and tar paving mixtures (excluding liquid).....	13	940113C	2.6	-11.9	-3.2	0.3	1.1	-0.7
Cut stone and stone products.....	13	95	2.1	0.0	0.0	0.0	0.0	0.0
Cut stone and stone products.....	13	9501	2.1	0.0	0.0	0.0	0.0	0.0
Dressed dimension granite (including gneiss, syenite, diorite, and cut granite).....	13	950111	2.7	0.0	0.0	0.0	0.0	0.0
Dressed dimension limestone (including dolomite, travertine, calcareous, tufa, & cut limestone).....	13	950121	5.4	0.0	0.0	0.0	0.0	0.0
Dressed dimension marble and other stone.....	13	950151	0.5	0.0	0.0	0.0	0.0	0.0

See footnotes at end of table.

Table 7. Producer price index percentage changes for commodity and service groupings and individual items, not seasonally adjusted — Continued
 [August 2024]

Title	Commodity code		Unadjusted 12-month percent change ¹	Unadjusted 1-month percent change ¹				
	Group code	Item code		Aug. 2023 to Aug. 2024 ^P	Mar. to Apr.	Apr. to May ^P	May to June ^P	June to July ^P
Gaskets, packing, and sealing devices.....	13	98	3.4	0.0	1.3	0.0	0.3	0.2
Gaskets and gasketing material.....	13	9801	4.1	0.0	2.3	0.0	0.4	0.3
Nonmetallic gaskets and gasketing.....	13	980111	3.1	0.0	0.0	0.0	0.8	0.5
Metallic gaskets and machined seals.....	13	980112	5.4	0.0	5.1	0.0	0.0	0.0
Packing and sealing.....	13	9802	2.4	0.0	0.0	0.0	0.1	0.0
Molded packing and sealing devices.....	13	980212	1.0	0.0	0.0	0.0	0.1	0.0
Rotary oil seals.....	13	980214	4.0	0.0	0.0	0.0	0.0	0.0
Nonmetallic minerals and products, n.e.c.....	13	99	2.2	-0.8	0.5	-0.3	-0.1	-0.3
Clay and stone mining and quarrying.....	13	9902	0.9	-1.3	-0.3	-0.6	-0.1	-0.5
Ground or treated minerals and earths.....	13	990209	0.1	1.7	0.4	-0.5	-0.6	-0.7
Treated lightweight aggregate and crushed slag, minerals and earths.....	13	9902094	2.1	2.5	0.6	-0.5	0.3	-0.8
Other minerals and earths, treated.....	13	9902096	-3.1	0.9	0.0	-0.7	-1.7	-0.9
Dimension stone mining and quarrying.....	13	990211	7.2	0.0	0.0	0.0	0.0	0.0
Clay, excluding kaolin and ball clay.....	13	990214	4.0	0.9	-0.4	-0.5	1.5	-0.2
Bentonite.....	13	990214C	3.5	0.0	0.8	0.2	0.9	0.0
All other nonmetallic minerals, including talc and gypsum.....	13	990299	-3.0	-15.3	-3.6	-1.2	0.2	-0.5
All other nonmetallic mineral products.....	13	9903	4.1	0.0	1.6	0.0	0.0	0.0
Other nonmetallic mineral products.....	13	990319	2.4	0.0	2.4	0.0	0.0	0.0
Transportation equipment.....	14	—	1.7	0.1	0.0	0.1	0.2	0.1
Motor vehicles and equipment.....	14	1	1.0	0.0	-0.1	0.0	0.2	0.1
Motor vehicles.....	14	11	0.9	-0.1	-0.2	-0.1	0.1	0.1
Passenger cars and chassis.....	14	1101	-1.1	0.0	0.0	0.0	0.0	0.0
Passenger cars and chassis.....	14	110131	-1.1	0.0	0.0	0.0	0.0	0.0
Motorcycles, including three-wheel motorbikes, motorscooters, mopeds, and parts.....	14	1104	2.3	0.0	0.0	0.0	0.2	0.0
Motorcycles, including three-wheel motorbikes, motorscooters, mopeds, and parts.....	14	110401	2.3	0.0	0.0	0.0	0.2	0.0
Trucks, truck tractors, & bus chassis 14,000 lb or less, incl. minivans & suvs.....	14	1105	1.3	-0.2	-0.3	-0.1	0.1	0.1
Trucks, truck tractors, & bus chassis 14,000 lb or less, incl. minivans & suvs.....	14	110571	1.3	-0.2	-0.3	-0.1	0.1	0.1
Trucks, over 14,000 lbs GVW.....	14	1106	1.1	0.0	0.1	0.0	0.0	0.0
Trucks, over 14,000 lbs GVW.....	14	110684	1.1	0.0	0.1	0.0	0.0	0.0
Truck, truck tractors, and bus chassis (chassis of own manufacture) 14,001 to 33,000 lbs.....	14	1106841	0.6	0.1	0.1	0.0	0.1	0.0
Buses, including military and firefighting vehicles (chassis of own manufacture).....	14	1106843	1.7	0.0	0.1	0.0	0.0	0.0
Motor vehicles parts.....	14	12	1.0	0.1	0.0	0.1	0.2	0.1
Motor vehicles parts.....	14	1205	1.0	0.1	0.0	0.1	0.2	0.1
Gasoline engines and engine parts, excl. carburetors, pistons, and valves.....	14	120501	-0.6	-0.1	0.0	0.0	-0.2	0.1
Motor vehicle steering and suspension parts.....	14	120502	0.4	0.4	-0.4	0.0	0.6	0.0
Motor vehicle transmission and power train.....	14	120503	1.5	0.3	0.0	0.2	0.1	-0.1
Motor vehicle drive train components, except wheels and brakes, new.....	14	1205031	1.3	0.3	0.0	0.2	0.2	-0.1
Motor vehicle transmissions except auxiliary and parts, new.....	14	12050310	2.0	-0.1	0.0	0.6	-0.5	0.0
Parts for manual and automatic transmissions, new.....	14	12050313	-0.7	0.0	0.0	0.0	0.0	0.0
Other motor vehicle drive train components, except wheels and brakes, new.....	14	12050315	1.1	0.7	-0.2	0.0	-0.1	-0.2
Motor vehicle drive train components, rebuilt.....	14	1205033	6.2	0.0	0.0	0.0	0.0	0.0
Motor vehicle brake systems.....	14	120504	0.4	-1.4	0.4	0.1	-0.8	-0.2
Motor vehicle brake parts and assemblies, new.....	14	1205041	0.6	-1.6	0.5	0.1	-0.8	-0.2
Motor vehicle drum brake assemblies and parts, new.....	14	1205041A	—	-1.6	0.6	0.1	—	—
Other motor vehicle brake parts and assemblies, new.....	14	1205041B	1.8	0.1	0.8	0.1	-0.3	-0.5
Motor vehicle disc brake assemblies and parts, new.....	14	1205041C	0.4	-4.2	0.0	0.0	-1.1	0.0
Filters for internal combustion engines and motor vehicles.....	14	120505	—	0.0	0.3	—	—	—
Other motor vehicle parts.....	14	120508	1.4	0.0	0.1	0.0	0.8	0.0
Vehicle seating and interior trim.....	14	120511	0.6	0.2	-0.6	0.1	0.2	-0.1
Automobile trimmings.....	14	1205111	0.7	0.6	-1.3	0.0	0.5	0.0
Seats for public conveyance and aircraft.....	14	1205113	1.0	0.1	0.1	0.2	0.0	-0.3
Carburetors, pistons, piston rings, and valves.....	14	120513	5.3	-0.1	0.0	1.8	0.0	0.0
Motor vehicle electrical and electronic equipment.....	14	120514	1.7	0.3	0.0	0.0	0.0	0.4
Vehicular lighting equipment.....	14	1205141	4.0	-0.1	0.0	0.1	-0.2	1.9
Other motor vehicle electrical and electronic equipment.....	14	1205142	1.1	0.4	0.0	0.0	0.0	0.0
Battery charging alternators, generators, and regulators.....	14	12051422	2.1	0.5	0.0	0.3	0.5	0.0
Parts for electrical and electronic engine equipment.....	14	12051424	6.2	6.1	0.0	0.0	0.0	0.0

See footnotes at end of table.

Table 7. Producer price index percentage changes for commodity and service groupings and individual items, not seasonally adjusted — Continued
 [August 2024]

Title	Commodity code		Unadjusted 12-month percent change ¹	Unadjusted 1-month percent change ¹				
	Group code	Item code		Aug. 2023 to Aug. 2024 ^P	Mar. to Apr.	Apr. to May ^P	May to June ^P	June to July ^P
All other miscellaneous non-engine electrical and electronic equipment.....	14	12051425	0.0	0.1	0.0	0.0	0.0	0.0
All other miscellaneous complete engine electrical equipment, including spark plugs.....	14	12051426	3.1	0.0	0.0	0.0	0.0	0.0
Truck and bus bodies.....	14	13	4.0	0.2	-0.3	0.0	1.4	0.0
Truck and bus bodies sold separately.....	14	1301	4.8	0.2	-0.4	0.0	1.7	0.0
Other truck and vehicle bodies, sold separately.....	14	13015	4.9	0.3	-0.6	0.0	2.4	0.0
Dump truck bodies, sold separately.....	14	130151	—	1.3	0.0	0.1	—	—
All other truck and vehicle bodies, sold separately.....	14	130152	3.6	0.0	-0.9	0.0	2.3	0.0
Service truck bodies, sold separately.....	14	130153	3.3	0.0	-0.1	0.0	3.4	0.0
Complete vehicles on purchased chassis.....	14	1302	1.7	0.0	0.1	0.1	0.3	0.1
Buses and firefighting vehicles, complete, produced on purchased chassis.....	14	13027	1.2	0.0	0.2	0.2	0.0	0.2
Buses and firefighting vehicles, complete, produced on purchased chassis.....	14	130275	1.2	0.0	0.2	0.2	0.0	0.2
Other trucks and vehicles, complete, produced on purchased chassis, except upfitting trucks.....	14	130294	4.7	0.0	0.2	0.1	1.0	0.1
Truck trailers.....	14	14	-0.6	-0.4	0.0	-0.1	0.4	-0.2
Truck trailers.....	14	1406	-0.6	-0.4	0.0	-0.1	0.4	-0.2
Truck trailers and chassis, axle rating 10,000 lb or more.....	14	140602	-0.8	-0.4	-0.1	-0.1	0.4	-0.2
Truck trailers and chassis, axle rating less than 10,000 lb.....	14	140603	0.8	0.0	0.0	0.0	0.0	0.0
Motor homes, built on purchased chassis.....	14	15	0.3	0.2	0.0	0.0	0.0	0.0
Motor homes, built on purchased chassis.....	14	1501	0.3	0.2	0.0	0.0	0.0	0.0
Motor homes, built on purchased chassis.....	14	150101	0.3	0.2	0.0	0.0	0.0	0.0
Travel trailers and campers.....	14	16	-0.3	0.0	-0.1	0.1	-0.2	0.0
Travel trailers.....	14	1601	-0.7	0.0	-0.2	0.1	-0.2	0.0
Travel trailers.....	14	160101	-0.7	0.0	-0.2	0.1	-0.2	0.0
Conventional travel trailers.....	14	1601016	-1.1	0.0	-0.1	0.1	-0.5	0.0
Camping trailers, campers, pick-up covers, and parts.....	14	1602	1.8	0.0	0.0	0.0	0.0	0.0
Camping trailers, campers, pick-up covers, and parts.....	14	160201	1.8	0.0	0.0	0.0	0.0	0.0
Other parts and components, excluding appliances and furnishings.....	14	1602013	—	0.0	0.0	0.0	0.0	0.0
Truck campers, caps, box covers, and fold-down camping trailers.....	14	1602014	0.9	0.0	0.0	0.0	0.0	0.0
Aircraft and aircraft equipment.....	14	2	3.8	0.4	0.1	0.2	0.2	0.2
Aircraft.....	14	21	4.0	0.2	0.2	0.1	0.2	0.2
Civilian aircraft.....	14	2102	2.8	0.2	0.3	0.1	0.2	0.3
Civilian aircraft.....	14	210206	2.8	0.2	0.3	0.1	0.2	0.3
Military aircraft.....	14	2104	—	0.0	0.0	—	—	—
Military aircraft.....	14	210401	—	0.0	0.0	—	—	—
Aircraft engine and engine parts.....	14	23	3.9	0.2	0.2	0.2	0.2	0.2
Aircraft engine and engine parts.....	14	2301	3.9	0.2	0.2	0.2	0.2	0.2
Aircraft engine and engine parts.....	14	230101	3.9	0.2	0.2	0.2	0.2	0.2
Aeronautical services on aircraft engines.....	14	2301015	14.7	0.0	0.0	0.0	0.0	1.1
Aircraft engine parts and accessories.....	14	2301017	3.8	0.4	0.4	0.2	0.2	0.2
Parts and accessories for military aircraft engines.....	14	23010175	3.0	0.1	1.1	0.0	0.3	0.5
Parts and accessories for civilian aircraft engines.....	14	23010177	4.2	0.6	0.0	0.3	0.2	0.0
Other aircraft parts and equipment.....	14	25	3.0	1.2	0.0	0.3	0.3	0.3
Other aircraft parts and equipment.....	14	2501	3.0	1.2	0.0	0.3	0.3	0.3
Aircraft propellers and helicopter rotors.....	14	250102	1.4	0.6	0.0	0.0	0.2	0.0
Aircraft parts and auxiliary equipment.....	14	250103	3.1	1.3	0.0	0.3	0.3	0.3
Aircraft landing gear for civilian and military aircraft.....	14	2501032	5.3	0.0	0.1	0.0	0.0	0.0
Other aircraft subassemblies and parts for military aircraft.....	14	2501033	2.0	-0.1	0.0	0.1	0.1	0.0
Other aircraft subassemblies and parts for civilian aircraft.....	14	2501034	3.0	1.6	0.0	0.4	0.1	0.3
Ships and boats.....	14	3	2.2	0.1	0.2	0.3	0.6	-0.1
Ships.....	14	31	1.5	0.0	0.2	0.3	0.1	0.0
Military self-propelled ships, new construction.....	14	3102	1.1	0.0	0.2	0.1	0.1	0.0
Military self-propelled ships, new construction.....	14	310201	1.1	0.0	0.2	0.1	0.1	0.0
Nonmilitary self-propelled ships, new construction.....	14	3103	5.2	0.0	0.0	1.1	0.0	0.0
Nonmilitary self-propelled ships, new construction.....	14	310301	5.2	0.0	0.0	1.1	0.0	0.0
Boats.....	14	32	3.2	0.2	0.2	0.3	1.2	-0.2
Outboard motorboats, including commercial and military (except sailboats and lifeboats).....	14	3201	3.4	0.2	0.2	0.2	1.4	-0.3
Outboard motorboats, wood or metal, incl. comm. and military (exc. sailboats and lifeboats).....	14	320107	-0.8	0.5	0.1	0.1	0.3	-2.0

See footnotes at end of table.

Table 7. Producer price index percentage changes for commodity and service groupings and individual items, not seasonally adjusted — Continued
 [August 2024]

Title	Commodity code		Unadjusted 12-month percent change ¹	Unadjusted 1-month percent change ¹				
	Group code	Item code		Aug. 2023 to Aug. 2024 ^P	Mar. to Apr.	Apr. to May ^P	May to June ^P	June to July ^P
Outboard motorboats, plastics/fiberglass, incl. comm. and mil. (exc. sailboats and lifeboats).....	14	320108	5.6	0.0	0.3	0.2	1.9	0.7
Inboard motorboats, including commercial and military (except sailboats and lifeboats).....	14	3202	4.8	0.7	0.0	0.0	2.4	0.0
Inboard cabin cruisers, including commercial and military (except sailboats and lifeboats).....	14	320206	5.6	0.2	0.0	0.0	1.8	0.0
Other inboard motorboats, including commercial and military (except sailboats and lifeboats).....	14	320207	2.7	2.1	0.0	0.0	3.9	0.0
Inboard-outdrive boats, including commercial and military (except sailboats and lifeboats).....	14	3203	1.3	-0.5	0.1	1.7	0.0	0.0
All other inboard-outdrive boats, incl. comm. and military (except sailboats and lifeboats).....	14	320310	0.9	-0.4	0.1	1.3	0.0	0.0
All other boats (excluding military and commercial).....	14	3204	2.1	0.0	0.0	0.0	0.0	0.0
All other boats (excluding military and commercial).....	14	320406	2.1	0.0	0.0	0.0	0.0	0.0
Railroad equipment.....	14	4	0.1	0.0	0.2	0.0	-1.1	0.5
Railroad cars and locomotives.....	14	44	-0.8	0.0	0.3	0.0	-1.6	0.0
Railroad cars and locomotives.....	14	4401	-0.8	0.0	0.3	0.0	-1.6	0.0
Railroad cars.....	14	440102	-2.0	0.0	0.7	0.0	-4.0	0.0
Railway maintenance of way equipment and parts.....	14	45	2.4	0.0	0.0	0.0	0.1	1.6
Railway maintenance of way equipment and parts.....	14	4501	2.4	0.0	0.0	0.0	0.1	1.6
Air brake and other brake equipment.....	14	450101	0.1	-0.1	0.0	0.0	0.0	0.2
Railway maintenance of way & all other railroad and streetcar equipment, parts and accessories.....	14	450102	3.5	-	-	-	-	2.2
Transportation equipment, n.e.c.....	14	9	-1.4	0.0	0.0	0.0	0.0	0.0
Transportation equipment, n.e.c.....	14	91	-1.4	0.0	0.0	0.0	0.0	0.0
Other transportation equipment, incl. golf carts, vehicle trailers, and all-terrain vehicles.....	14	9111	-1.4	0.0	0.0	0.0	0.0	0.0
Automobile and light truck trailers.....	14	911104	-1.4	0.0	0.0	0.1	0.0	0.0
All other miscellaneous transportation equipment, including all-terrain vehicles.....	14	911105	-1.6	0.0	0.0	-0.1	0.0	-0.1
All-terrain vehicles and parts.....	14	9111051	-0.1	0.0	0.0	0.0	0.0	0.0
All other miscellaneous transportation equipment and parts.....	14	9111052	-2.4	0.0	0.0	-0.1	0.0	-0.1
Miscellaneous products.....	15	-	5.7	0.3	1.3	-0.2	0.3	0.7
Toys, sporting goods, small arms, etc.....	15	1	5.0	0.0	0.0	-0.1	0.3	0.0
Toys, games, and children's vehicles.....	15	11	0.6	0.0	0.0	0.0	0.0	0.4
Toys, games, and children's vehicles.....	15	1101	0.6	0.0	0.0	0.0	0.0	0.4
Nonelectronic games and puzzles (excl. toys), and electronic toys (incl. parts).....	15	110152	0.0	0.0	0.0	0.0	0.0	0.0
Nonelectronic games and puzzles, including parts.....	15	1101521	0.0	0.0	0.0	0.0	0.0	0.0
Other nonelectronic toys, including parts.....	15	110154	0.2	0.0	0.0	0.0	0.0	0.0
Models, science & craft kits/supply, & collectors' miniatures.....	15	110155	2.8	-0.2	0.0	0.0	0.0	0.0
Sporting and athletic goods.....	15	12	6.9	0.0	0.1	-0.1	0.0	0.0
Sporting and athletic goods.....	15	1201	6.9	0.0	0.1	-0.1	0.0	0.0
Golf equipment, excluding apparel and shoes.....	15	120127	18.4	-0.1	0.2	-0.3	-0.1	-0.1
Bicycles, adult tricycles, unicycles and parts.....	15	120182	3.2	0.0	0.3	0.1	0.1	0.0
Playground equipment.....	15	120185	4.4	0.0	0.0	0.0	0.0	0.0
Gymnasium and exercise equipment.....	15	120192	0.7	0.0	0.0	0.0	0.0	0.0
Other sporting and athletic goods.....	15	120193	2.3	0.0	0.0	0.0	0.0	0.0
Small arms and ammunition.....	15	13	2.7	0.0	0.0	0.0	0.9	0.1
Small arms.....	15	1301	0.1	0.0	0.0	0.0	0.0	0.0
Single barrel shotguns, other small firearms n.e.c., and parts & attachments for small arms.....	15	130128	0.4	0.0	0.0	0.0	0.0	0.0
Small arms ammunition.....	15	1302	7.3	0.0	0.0	0.0	2.5	0.3
Small arms cartridges and shells.....	15	130281	7.9	0.0	0.0	0.0	2.7	0.4
Other ammunition products.....	15	130282	5.2	0.0	0.0	0.0	1.7	0.0
Tobacco products, incl. stemmed & redried.....	15	2	11.4	0.1	3.1	0.0	0.0	2.1
Cigarettes, excluding electronic.....	15	21	12.6	0.0	3.3	0.0	0.0	2.3
Cigarettes, excluding electronic.....	15	2101	12.6	0.0	3.3	0.0	0.0	2.3
Cigarettes, excluding electronic.....	15	210105	12.6	0.0	3.3	0.0	0.0	2.3
Stemmed and redried tobacco.....	15	24	2.2	0.0	0.0	0.0	0.1	-0.2
Stemmed and redried tobacco.....	15	2402	2.2	0.0	0.0	0.0	0.1	-0.2
Stemmed and redried tobacco.....	15	240208	2.2	0.0	0.0	0.0	0.1	-0.2
Tobacco, unstemmed leaf, redried before packing.....	15	2402081	4.1	0.0	0.0	0.0	0.2	0.0
Tobacco, stemmed.....	15	2402084	-0.1	0.0	0.0	0.0	0.0	-0.5

See footnotes at end of table.

Table 7. Producer price index percentage changes for commodity and service groupings and individual items, not seasonally adjusted — Continued
 [August 2024]

Title	Commodity code		Unadjusted 12-month percent change ¹	Unadjusted 1-month percent change ¹				
	Group code	Item code		Aug. 2023 to Aug. 2024 ^P	Mar. to Apr.	Apr. to May ^P	May to June ^P	June to July ^P
Other tobacco products.....	15	25	5.6	1.2	1.9	0.0	0.1	0.8
Other tobacco products.....	15	2501	5.6	1.2	1.9	0.0	0.1	0.8
Other tobacco products.....	15	250101	5.6	1.2	1.9	0.0	0.1	0.8
Cigars.....	15	2501011	3.6	0.2	3.3	0.0	0.0	0.0
Chewing and smoking tobacco.....	15	2501014	6.2	1.4	1.6	0.0	0.1	1.0
Notions.....	15	3	3.7	0.0	0.0	0.0	0.0	0.0
Fasteners, zippers, buttons, needles, pins, and buckles.....	15	32	3.7	0.0	0.0	0.0	0.0	0.0
Fasteners, zippers, buttons, needles, pins, and buckles.....	15	3201	3.7	0.0	0.0	0.0	0.0	0.0
Fasteners, zippers, buttons, needles, pins, and buckles (except precious metal).....	15	320100	3.7	0.0	0.0	0.0	0.0	0.0
Photographic equipment and supplies.....	15	4	2.2	3.0	1.8	-6.5	3.2	-0.7
Photographic supplies.....	15	42	1.2	3.9	2.3	-8.3	4.2	-1.0
Photographic supplies.....	15	4206	1.2	3.9	2.3	-8.3	4.2	-1.0
Photographic supplies.....	15	420601	1.2	3.9	2.3	-8.3	4.2	-1.0
Prepared photographic chemicals.....	15	4206011	-2.5	0.5	0.0	0.0	0.0	0.0
Photographic sensitized film, plates, paper, & cloth.....	15	4206012	2.7	5.2	3.1	-11.3	5.9	-1.3
Photographic sensitized film, plates, paper, & cloth, silver-halide-type (excl X-ray).....	15	42060121	2.2	-	3.8	-13.3	7.1	-1.6
Photographic sensitized film, plates, paper & cloth, other than silver-halide-type (incl X-ray).....	15	42060122	5.8	1.5	-0.6	0.3	0.0	0.0
Mobile homes.....	15	5	0.3	1.2	0.4	-0.1	0.0	-0.3
Manufactured homes (mobile homes), all sizes (incl. multisection).....	15	53	0.3	1.2	0.4	-0.1	0.0	-0.3
Manufactured mobile homes and nonresidential mobile buildings.....	15	5303	0.3	1.2	0.4	-0.1	0.0	-0.3
Manufactured homes (mobile homes), all width sizes (incl. multisection).....	15	530301	0.3	1.2	0.4	-0.1	0.0	-0.3
Medical, surgical & personal aid devices.....	15	6	2.3	0.2	0.3	0.1	0.0	-0.1
Surgical and medical instruments.....	15	62	2.2	-0.3	0.3	0.1	0.1	-0.3
Surgical and medical instruments.....	15	6201	2.2	-0.3	0.3	0.1	0.1	-0.3
Surgical and medical instruments.....	15	620103	2.2	-0.3	0.3	0.1	0.1	-0.3
Surgical and medical catheters.....	15	6201031	4.6	-1.7	0.7	-0.1	1.2	0.3
Orthopedic and surgical instruments.....	15	6201033	2.5	0.0	0.0	0.0	0.0	0.0
Other surgical and medical apparatus and instruments, excluding parts.....	15	6201037	2.1	-0.3	0.7	0.3	-0.2	-1.0
Parts for surgical and medical apparatus and instruments.....	15	6201038	1.1	0.0	0.0	0.0	0.0	0.0
Medical and surgical appliances and supplies.....	15	63	2.1	0.9	0.3	0.1	-0.2	0.0
Medical and surgical appliances and supplies.....	15	6301	2.1	0.9	0.3	0.1	-0.2	0.0
Medical and surgical appliances and supplies.....	15	630104	2.1	0.9	0.3	0.1	-0.2	0.0
Artificial joints and limbs.....	15	6301041	-0.9	0.5	0.9	-0.1	-0.4	0.0
Other orthopedic and prosthetic appliances.....	15	6301042	0.8	0.1	-0.1	0.0	-0.1	0.5
All other surgical and medical items.....	15	6301044	2.8	1.1	0.2	0.1	-0.2	-0.1
Ophthalmic goods.....	15	64	3.6	0.0	0.0	0.0	0.0	0.0
Ophthalmic goods.....	15	6401	3.6	0.0	0.0	0.0	0.0	0.0
Ophthalmic fronts, temples, and focal and contact lenses.....	15	640107	-	-	-	-	0.0	0.0
Other ophthalmic goods and prescription ground eyeglass lenses.....	15	640108	-	-	-	-	0.0	0.0
Dental equipment and supplies.....	15	65	3.3	0.1	0.1	0.3	0.0	0.1
Dental equipment and supplies.....	15	6501	3.3	0.1	0.1	0.3	0.0	0.1
Dental equipment and supplies.....	15	650107	3.3	0.1	0.1	0.3	0.0	0.1
Professional dental equipment and supplies.....	15	6501071	2.6	0.0	0.0	0.2	0.0	0.0
Professional dental equipment.....	15	65010713	2.4	0.0	0.0	0.3	0.0	0.0
Professional dental supplies.....	15	65010714	3.0	0.1	0.1	0.0	0.0	0.1
Other industrial safety equipment.....	15	7	4.1	0.7	0.5	0.2	0.9	0.6
Personal safety equipment and clothing.....	15	71	4.1	0.7	0.5	0.2	0.9	0.6
Personal safety equipment and clothing.....	15	7108	4.1	0.7	0.5	0.2	0.9	0.6
Personal safety equipment and clothing.....	15	710802	4.1	0.7	0.5	0.2	0.9	0.6
Other miscellaneous products.....	15	9	5.1	0.4	1.0	0.1	0.8	0.7
Burial caskets.....	15	91	-0.2	0.1	0.0	0.0	0.0	0.0
Burial caskets.....	15	9101	-0.2	0.1	0.0	0.0	0.0	0.0
Burial caskets.....	15	910109	-0.2	0.1	0.0	0.0	0.0	0.0
Metal burial caskets & coffins, completely lined & trimmed, adult sizes.....	15	9101091	-	0.2	0.0	-	-	-
Wood burial caskets & coffins, completely lined & trimmed, adult sizes.....	15	9101093	-	-	-	-	0.0	0.0

See footnotes at end of table.

Table 7. Producer price index percentage changes for commodity and service groupings and individual items, not seasonally adjusted — Continued
 [August 2024]

Title	Commodity code		Unadjusted 12-month percent change ¹	Unadjusted 1-month percent change ¹				
	Group code	Item code		Aug. 2023 to Aug. 2024 ^P	Mar. to Apr.	Apr. to May ^P	May to June ^P	June to July ^P
Other burial caskets & coffins, including burial boxes and vaults (except concrete and stone).....	15	9101095	-	-	-	-	0.0	-
Musical instruments.....	15	93	1.9	0.3	0.7	0.4	0.0	0.1
Musical instruments.....	15	9301	1.9	0.3	0.7	0.4	0.0	0.1
Nonelectronic pianos, organs, and nonelectronic piano and organ parts, excluding benches.....	15	930113	-	0.0	5.7	0.0	-	-
Other musical instruments and parts.....	15	930117	1.3	0.3	0.0	0.4	0.0	0.1
Other nonelectronic musical instruments.....	15	9301172	1.8	1.4	0.0	0.0	0.0	0.0
Other musical instrument parts & accessories, sold separately, excl. benches & instrument cases.....	15	9301173	-	0.0	0.0	0.0	0.0	-
Jewelry and jewelry products.....	15	94	7.0	1.6	0.5	-0.5	1.3	0.1
Jewelry (gold and platinum) and silverware.....	15	9402	9.1	2.3	1.0	-1.4	1.0	0.3
Jewelry, gold and platinum.....	15	940222	9.1	2.3	1.0	-1.4	1.0	0.3
Costume jewelry and novelties.....	15	9404	1.5	0.0	-1.1	2.0	0.0	0.0
Costume jewelry and novelties.....	15	940415	1.5	0.0	-1.1	2.0	0.0	0.0
All other jewelry and personal goods (excluding costume).....	15	9407	3.8	1.6	0.5	0.0	0.6	-0.7
All other jewelry and personal goods (excluding costume).....	15	940714	3.8	1.6	0.5	0.0	0.6	-0.7
Jewelers' material and lapidary work.....	15	9408	12.0	0.8	0.3	-0.5	6.8	0.3
Pens, pencils, and marking devices.....	15	95	3.1	0.8	0.0	0.0	0.0	1.4
Pens, markers, mechanical pencils, and associated parts.....	15	9502	3.6	2.6	0.0	0.0	0.0	0.0
Pens, markers, mechanical pencils, and associated parts.....	15	950210	3.6	2.6	0.0	0.0	0.0	0.0
Lead pencils, art goods, office supplies and small office equipment, excluding paper.....	15	9503	3.2	0.0	0.0	0.0	0.0	2.6
Lead pencils, art goods, office supplies and small office equipment, excluding paper.....	15	950307	3.2	0.0	0.0	0.0	0.0	2.6
Marking devices.....	15	9504	2.1	0.3	0.0	0.0	0.0	0.0
Marking devices.....	15	950406	2.1	0.3	0.0	0.0	0.0	0.0
Brooms and brushes.....	15	97	4.4	0.1	0.0	0.0	1.9	0.0
Brooms, brushes and mops.....	15	9705	4.4	0.1	0.0	0.0	1.9	0.0
Brooms, mops, and dusters.....	15	970501	4.2	0.0	0.0	0.0	0.0	0.0
Brooms.....	15	9705011	6.9	0.0	0.0	0.0	0.0	0.0
Mops and dusters, including refills.....	15	9705012	1.9	0.0	0.0	0.0	0.0	0.0
Paint and varnish brushes and rollers.....	15	970502	1.4	0.0	0.0	0.0	0.0	0.0
Paint and varnish brushes.....	15	9705021	3.0	0.0	0.0	0.0	0.0	0.0
Paint holders, pads, roller frames, and rollers.....	15	9705022	0.0	0.0	0.0	0.0	0.0	0.0
Other brushes, excl. paint and varnish brushes.....	15	970503	5.2	0.1	0.0	0.1	3.3	0.0
Brushes, other than personal.....	15	9705032	8.3	0.0	0.0	0.1	5.4	0.0
Miscellaneous products, n.e.c.....	15	9A	5.5	0.1	1.5	0.2	0.7	1.0
Candles.....	15	9A01	1.8	0.0	0.0	0.0	0.0	0.0
Candles.....	15	9A0101	1.8	0.0	0.0	0.0	0.0	0.0
Signs and advertising displays.....	15	9A04	8.8	0.2	1.9	-0.3	0.3	1.6
Non-electric signs and displays.....	15	9A0402	8.3	0.4	1.0	-0.6	0.5	0.8
All other miscellaneous fabricated products and recyclable materials.....	15	9A09	0.8	0.0	1.0	1.3	1.5	0.3
Other miscellaneous fabricated products.....	15	9A0901	5.3	0.0	1.1	0.2	2.9	0.3
Reproduction of audio and video media and software.....	15	9D	0.7	0.5	0.5	0.0	0.0	0.0
Reproduction of audio and video media and software.....	15	9D01	0.7	0.5	0.5	0.0	0.0	0.0
Services²								
Transportation services.....	30	-	1.8	-0.1	-0.8	0.6	0.5	-0.3
Transportation of freight and mail.....	30	1	2.9	0.4	0.1	-0.2	1.0	0.4
Rail transportation of freight and mail.....	30	11	3.4	0.9	0.2	0.0	0.6	-0.1
Rail transportation of freight and mail.....	30	1101	3.4	0.9	0.2	0.0	0.6	-0.1
Rail transportation of freight and mail.....	30	110101	3.4	0.9	0.2	0.0	0.6	-0.1
Truck transportation of freight.....	30	12	1.8	0.6	0.1	-0.3	1.6	-0.1
Local motor carrying.....	30	1201	2.3	1.2	-0.3	-0.3	0.1	0.1
Local motor carrying.....	30	120101	2.3	1.2	-0.3	-0.3	0.1	0.1
Long-distance motor carrying.....	30	1202	1.6	0.4	0.2	-0.3	2.1	-0.2
Long-distance motor carrying.....	30	120201	1.6	0.4	0.2	-0.3	2.1	-0.2
Water transportation of freight.....	30	13	-2.9	0.6	-0.6	-0.6	0.5	0.1
Deep sea water transportation of freight.....	30	1301	-15.8	0.6	-3.6	-1.3	0.2	-0.2
Deep sea water transportation of freight.....	30	130101	-15.8	0.6	-3.6	-1.3	0.2	-0.2
Coastal and intercoastal water transportation of freight.....	30	1302	8.1	0.4	2.3	0.1	0.1	0.1
Coastal and intercoastal water transportation of freight.....	30	130201	8.1	0.4	2.3	0.1	0.1	0.1
Great Lakes-St Lawrence Seaway water transportation of freight.....	30	1303	3.1	2.7	-0.5	-0.6	0.3	0.0

See footnotes at end of table.

Table 7. Producer price index percentage changes for commodity and service groupings and individual items, not seasonally adjusted — Continued
 [August 2024]

Title	Commodity code		Unadjusted 12-month percent change ¹	Unadjusted 1-month percent change ¹				
	Group code	Item code		Aug. 2023 to Aug. 2024 ^P	Mar. to Apr.	Apr. to May ^P	May to June ^P	June to July ^P
Great lakes-St Lawrence Seaway water transportation of freight.....	30	130301	3.1	2.7	-0.5	-0.6	0.3	0.0
Inland waterways transportation of freight.....	30	1304	6.5	0.5	0.5	-0.2	1.3	0.3
Inland waterways transportation of freight.....	30	130401	6.5	0.5	0.5	-0.2	1.3	0.3
Air transportation of freight.....	30	14	1.1	1.6	-0.4	0.6	-0.9	-0.3
Air transportation of freight.....	30	1401	1.1	1.6	-0.4	0.6	-0.9	-0.3
Air transportation of freight, domestic.....	30	140102	-3.1	-0.5	0.0	0.5	-1.2	-0.6
Air transportation of freight, international.....	30	140103	8.8	5.4	-1.2	0.8	-0.4	0.2
Courier, messenger, and U.S. postal services.....	30	16	6.0	0.0	0.2	-0.2	0.2	1.8
U.S. Postal Service.....	30	1601	9.4	0.0	0.0	0.0	0.0	6.1
Mailing services (market dominant services).....	30	160107	10.2	0.0	0.0	0.0	0.0	7.5
First class mail.....	30	1601071	10.0	0.0	0.0	0.0	0.0	7.5
Periodicals mail.....	30	1601072	11.3	0.0	0.0	0.0	0.0	9.5
Standard class mail.....	30	1601073	10.6	0.0	0.0	0.0	0.0	7.4
Package services mail.....	30	1601074	10.3	0.0	0.0	0.0	0.0	8.4
Special services and fees.....	30	1601075	9.0	0.0	0.0	0.0	0.0	6.8
Shipping services (competitive services).....	30	160108	7.5	0.0	0.0	0.0	0.0	2.5
Courier and messenger services, except air.....	30	1602	4.3	0.1	0.4	-0.1	-0.1	0.0
Courier and messenger services, except air.....	30	160201	4.3	0.1	0.4	-0.1	-0.1	0.0
Air mail and package delivery services, excluding by USPS.....	30	1603	4.0	-0.1	0.0	-0.9	1.0	-0.9
Air mail and package delivery services, excluding by USPS.....	30	160301	4.0	-0.1	0.0	-0.9	1.0	-0.9
Pipeline transportation.....	30	17	0.0	0.4	0.1	0.0	0.7	-0.1
Pipeline transportation of petroleum products.....	30	1701	2.5	0.0	0.1	0.0	1.5	0.2
Pipeline transportation of crude petroleum.....	30	170101	3.0	0.0	0.3	0.0	1.7	0.1
Pipeline transportation of refined petroleum products.....	30	170102	2.1	0.0	0.0	0.0	1.4	0.4
Pipeline transportation of natural gas.....	30	1702	-2.0	0.7	0.0	0.0	0.1	-0.4
Pipeline transportation of natural gas.....	30	170201	-2.0	0.7	0.0	0.0	0.1	-0.4
Transportation of passengers (partial).....	30	2	-2.7	-2.1	-4.6	4.5	-1.7	-3.5
Rail transportation of passengers.....	30	21	0.0	0.0	0.0	0.0	0.0	0.0
Rail transportation of passengers.....	30	2101	0.0	0.0	0.0	0.0	0.0	0.0
Rail transportation of passengers.....	30	210101	0.0	0.0	0.0	0.0	0.0	0.0
Airline passenger services.....	30	22	-2.7	-2.1	-4.7	4.5	-1.7	-3.5
Airline passenger services.....	30	2201	-2.7	-2.1	-4.7	4.5	-1.7	-3.5
Airline passenger services, domestic.....	30	220101	1.7	-2.0	-3.3	0.7	-1.8	-1.7
Airline passenger services, international.....	30	220102	-13.4	-2.5	-8.8	16.1	-1.4	-8.4
Services related to transportation activities.....	31	—	9.7	0.9	3.8	0.1	0.3	-1.7
Services related to water transportation.....	31	1	6.0	0.3	0.3	-0.1	0.3	0.8
Towing, tugging, docking, and related services.....	31	11	6.3	0.9	0.5	-0.2	0.6	0.3
Towing, tugging, docking and related services.....	31	1101	6.3	0.9	0.5	-0.2	0.6	0.3
Towing, tugging, docking and related services.....	31	110101	6.3	0.9	0.5	-0.2	0.6	0.3
Operation of port waterfront terminals.....	31	12	4.1	-0.4	0.0	0.0	0.8	0.0
Operation of port waterfront terminals.....	31	1201	4.1	-0.4	0.0	0.0	0.8	0.0
Operation of port waterfront terminals.....	31	120101	4.1	-0.4	0.0	0.0	0.8	0.0
Marine cargo handling.....	31	13	6.7	0.1	0.3	0.0	0.0	1.5
Marine cargo handling.....	31	1301	6.7	0.1	0.3	0.0	0.0	1.5
Marine cargo handling.....	31	130101	6.7	0.1	0.3	0.0	0.0	1.5
Services related to air transportation.....	31	2	4.7	-1.2	1.7	1.5	1.7	0.3
Other airport operations, excluding aircraft maintenance and repair.....	31	21	4.7	-1.2	1.7	1.5	1.7	0.3
Other airport operations, excluding aircraft maintenance and repair.....	31	2101	4.7	-1.2	1.7	1.5	1.7	0.3
Other airport operations, excluding aircraft maintenance and repair.....	31	210101	4.7	-1.2	1.7	1.5	1.7	0.3
Other services related to transportation activities (partial).....	31	3	13.5	2.2	5.9	-0.5	-0.4	-3.4
Arrangement of freight and cargo.....	31	31	35.3	3.7	9.5	-0.8	-0.6	0.2
Arrangement of freight and cargo.....	31	3101	35.3	3.7	9.5	-0.8	-0.6	0.2
Arrangement of freight and cargo.....	31	310101	35.3	3.7	9.5	-0.8	-0.6	0.2
Freight forwarding.....	31	32	-10.9	0.0	0.7	0.0	0.0	-9.0
Freight forwarding.....	31	3201	-10.9	0.0	0.7	0.0	0.0	-9.0
Freight forwarding.....	31	320101	-10.9	0.0	0.7	0.0	0.0	-9.0
Warehousing, storage, and related services.....	32	—	2.4	1.7	-0.7	-2.7	0.6	-1.3
Warehousing, storage, and related services.....	32	1	2.4	1.7	-0.7	-2.7	0.6	-1.3
Warehousing, storage, and related services.....	32	11	2.4	1.7	-0.7	-2.7	0.6	-1.3

See footnotes at end of table.

Table 7. Producer price index percentage changes for commodity and service groupings and individual items, not seasonally adjusted — Continued
 [August 2024]

Title	Commodity code		Unadjusted 12-month percent change ¹	Unadjusted 1-month percent change ¹				
	Group code	Item code		Aug. 2023 to Aug. 2024 ^P	Mar. to Apr.	Apr. to May ^P	May to June ^P	June to July ^P
Warehousing, storage, and related services.....	32	1101	2.4	1.7	-0.7	-2.7	0.6	-1.3
Warehousing, storage, and related services.....	32	110101	2.4	1.7	-0.7	-2.7	0.6	-1.3
Publishing sales, excluding software.....	33	—	5.9	0.1	0.3	0.6	0.4	-0.1
Book, periodical, and newspaper publishing sales and subscriptions.....	33	1	6.0	0.1	0.4	0.9	0.1	-0.2
Sales of books.....	33	11	8.0	0.2	0.8	0.0	0.3	-0.5
Sales of textbooks.....	33	1101	7.1	0.6	-0.3	0.2	-0.2	0.6
Sales of textbooks.....	33	110101	7.1	0.6	-0.3	0.2	-0.2	0.6
Sales of technical, scientific, and professional books.....	33	1102	11.7	0.3	0.0	0.0	0.0	0.0
Sales of technical, scientific, and professional books.....	33	110201	11.7	0.3	0.0	0.0	0.0	0.0
Sales of religious books.....	33	1103	1.0	-3.4	3.7	-1.2	-0.1	0.3
Sales of religious books.....	33	110301	1.0	-3.4	3.7	-1.2	-0.1	0.3
Sales of general adult and juvenile books.....	33	1104	3.3	0.3	2.6	-0.2	1.6	-2.0
Sales of general adult and juvenile books.....	33	110402	3.3	0.3	2.6	-0.2	1.6	-2.0
Sales of general adult books.....	33	1104021	0.8	0.3	2.8	-1.3	1.0	-1.4
Sales of juvenile books.....	33	1104022	6.8	0.3	2.4	1.3	2.4	-2.8
Sales of general reference books.....	33	1105	10.7	-0.3	0.3	0.3	-1.6	-0.6
Sales of general reference books.....	33	110501	10.7	-0.3	0.3	0.3	-1.6	-0.6
Sales and subscriptions of periodicals and newspapers.....	33	12	4.2	0.0	0.0	1.8	0.0	0.0
Sales and subscriptions of periodicals.....	33	1201	0.3	0.0	0.0	0.0	0.1	0.0
Sales and subscriptions of periodicals.....	33	120101	0.3	0.0	0.0	0.0	0.1	0.0
Newspaper subscription and single copy sales.....	33	1202	6.9	0.0	0.0	3.1	0.0	0.0
Newspaper subscription and single copy sales.....	33	120205	6.9	0.0	0.0	3.1	0.0	0.0
Newspaper subscriptions, print and online bundled.....	33	1202051	8.2	0.2	0.1	0.1	0.2	0.0
Newspaper subscriptions, print only.....	33	1202052	6.8	0.0	0.0	3.4	0.0	0.0
Greeting card publishing sales.....	33	3	0.6	0.0	0.0	0.0	0.3	0.0
Greeting card publishing sales.....	33	31	0.6	0.0	0.0	0.0	0.3	0.0
Greeting card publishing sales.....	33	3101	0.6	0.0	0.0	0.0	0.3	0.0
Greeting card publishing sales.....	33	310101	0.6	0.0	0.0	0.0	0.3	0.0
Calendars, yearbooks, and other miscellaneous publishing sales.....	33	4	0.2	-0.2	0.3	-0.9	-0.2	-0.3
Calendars, yearbooks, and other miscellaneous publishing sales.....	33	41	0.2	-0.2	0.3	-0.9	-0.2	-0.3
Calendars, yearbooks, and other miscellaneous publishing sales.....	33	4101	0.2	-0.2	0.3	-0.9	-0.2	-0.3
Calendars, yearbooks, and other miscellaneous publishing sales.....	33	410101	0.2	-0.2	0.3	-0.9	-0.2	-0.3
Directory, mailing list, and related compilations publishing sales.....	33	6	8.0	0.2	-0.1	0.2	1.3	0.3
Directory, mailing list, and related compilations publishing sales.....	33	61	8.0	0.2	-0.1	0.2	1.3	0.3
Directory, mailing list, and related compilations publishing sales.....	33	6101	8.0	0.2	-0.1	0.2	1.3	0.3
Directory, mailing list, and related compilations publishing sales.....	33	610101	8.0	0.2	-0.1	0.2	1.3	0.3
Software publishing.....	34	—	3.0	1.4	0.7	-0.3	-0.2	0.4
System software publishing.....	34	1	-0.3	1.8	-0.1	-0.6	1.3	-0.8
System software publishing.....	34	11	-0.3	1.8	-0.1	-0.6	1.3	-0.8
System software publishing.....	34	1101	-0.3	1.8	-0.1	-0.6	1.3	-0.8
System software publishing.....	34	110101	-0.3	1.8	-0.1	-0.6	1.3	-0.8
Application software publishing.....	34	2	6.8	0.9	1.5	0.1	-1.8	1.7
Application software publishing.....	34	21	6.8	0.9	1.5	0.1	-1.8	1.7
Desktop and portable device application software publishing.....	34	2101	-1.5	-0.6	-1.0	2.1	-3.5	-2.8
Desktop and portable device application software publishing.....	34	210101	-1.5	-0.6	-1.0	2.1	-3.5	-2.8
Application software publishing, cross-industry, vertical market, utilities, and other.....	34	2103	10.1	0.6	6.5	-0.6	-1.3	3.6
Application software publishing, cross-industry, vertical market, utilities, and other.....	34	210301	10.1	0.6	6.5	-0.6	-1.3	3.6
Application software publishing, game software.....	34	2104	13.1	5.1	-8.1	-1.4	-0.1	4.7
Application software publishing, game software.....	34	210401	13.1	5.1	-8.1	-1.4	-0.1	4.7
Network compensation from broadcast and cable television and radio.....	35	—	0.7	0.0	0.0	0.5	0.0	0.0
Affiliate agreements, programming sales, and retransmission fees for cable and broadcast tv.....	35	1	0.9	0.0	0.0	0.7	0.0	0.0
Affiliate agreements, programming sales, and retransmission fees for cable and broadcast tv.....	35	11	0.9	0.0	0.0	0.7	0.0	0.0
Affiliate agreements, programming sales, and retransmission fees for cable and broadcast tv.....	35	1101	0.9	0.0	0.0	0.7	0.0	0.0
Affiliate agreements, programming sales, and retransmission fees for cable and broadcast tv.....	35	110101	0.9	0.0	0.0	0.7	0.0	0.0

See footnotes at end of table.

Table 7. Producer price index percentage changes for commodity and service groupings and individual items, not seasonally adjusted — Continued
 [August 2024]

Title	Commodity code		Unadjusted 12-month percent change ¹	Unadjusted 1-month percent change ¹				
	Group code	Item code		Aug. 2023 to Aug. 2024 ^P	Mar. to Apr.	Apr. to May ^P	May to June ^P	June to July ^P
Affiliate agreements, programming sales, and retransmission fees for radio.	35	2	0.0	0.0	0.0	0.0	0.0	0.0
Affiliate agreements, programming sales, and retransmission fees for radio.	35	21	0.0	0.0	0.0	0.0	0.0	0.0
Affiliate agreements, programming sales, and network compensation for radio.	35	2101	0.0	0.0	0.0	0.0	0.0	0.0
Affiliate agreements, programming sales, and network compensation for radio.	35	210101	0.0	0.0	0.0	0.0	0.0	0.0
Advertising space and time sales.	36	—	7.7	5.4	0.2	-0.5	-0.4	-1.1
Advertising space sales in periodicals, newspapers, directories, and mailing lists.	36	1	-2.2	0.4	-0.4	0.0	0.0	-1.7
Advertising space sales in periodicals and newspapers.	36	11	-2.6	0.4	-0.5	0.0	0.0	-2.0
Advertising space sales in periodicals.	36	1101	-0.1	0.3	-1.1	0.0	0.0	0.0
Advertising space sales in newspapers.	36	1102	-5.7	0.7	0.3	0.0	0.0	-4.7
Advertising space sales in newspapers, print only.	36	110203	-5.7	0.7	0.3	0.0	0.0	-4.7
Advertising space sales in directories and mailing lists.	36	12	0.1	0.0	0.0	0.0	0.0	0.0
Print advertising space sales in directories and mailing lists.	36	1201	0.1	0.0	0.0	0.0	0.0	0.0
Print advertising space sales in directories and mailing lists.	36	120101	0.1	0.0	0.0	0.0	0.0	0.0
Television advertising time sales.	36	2	-1.6	2.1	-0.2	-1.9	-1.8	-4.7
Television advertising time sales.	36	21	-1.6	2.1	-0.2	-1.9	-1.8	-4.7
Broadcast and network television advertising time sales.	36	2101	0.9	0.4	-3.6	1.8	-3.6	1.8
Broadcast and network television advertising time sales.	36	210101	0.9	0.4	-3.6	1.8	-3.6	1.8
Cable network advertising time sales.	36	2102	-8.2	4.4	3.3	-5.9	-0.3	-12.3
Cable network advertising time sales.	36	210201	-8.2	4.4	3.3	-5.9	-0.3	-12.3
Local cable system advertising time sales.	36	2103	21.5	0.0	0.0	0.0	0.0	0.0
Local cable system advertising time sales.	36	210301	21.5	0.0	0.0	0.0	0.0	0.0
Radio advertising time sales.	36	3	-10.1	0.0	5.2	-1.6	-9.2	1.7
Radio advertising time sales.	36	31	-10.1	0.0	5.2	-1.6	-9.2	1.7
Radio advertising time sales.	36	3101	-10.1	0.0	5.2	-1.6	-9.2	1.7
Radio advertising time sales.	36	310101	-10.1	0.0	5.2	-1.6	-9.2	1.7
Internet advertising sales.	36	6	14.7	7.9	0.0	0.0	0.8	0.0
Internet advertising sales.	36	61	14.7	7.9	0.0	0.0	0.8	0.0
Internet advertising sales.	36	6101	14.7	7.9	0.0	0.0	0.8	0.0
Internet advertising sales.	36	610101	14.7	7.9	0.0	0.0	0.8	0.0
Telecommunication, cable, and internet user services.	37	—	2.6	1.2	0.5	0.0	0.1	0.1
Wired telephone services.	37	1	4.7	1.5	0.9	-0.1	0.3	0.1
Residential wired telephone services.	37	11	4.6	1.9	0.6	-0.2	-0.1	0.1
Local residential wired telephone service.	37	1101	2.9	1.6	0.0	-0.3	0.0	0.1
Local residential wired telephone service.	37	110101	2.9	1.6	0.0	-0.3	0.0	0.1
Long distance residential wired telephone service.	37	1102	7.1	2.4	1.5	-0.3	-0.2	0.1
Long distance residential wired telephone service.	37	110201	7.1	2.4	1.5	-0.3	-0.2	0.1
All-distance residential wired telephone service.	37	1103	11.4	0.1	1.3	3.5	0.2	0.2
All-distance residential wired telephone service.	37	110301	11.4	0.1	1.3	3.5	0.2	0.2
Business wired telephone services.	37	12	4.9	1.5	1.1	-0.1	0.7	0.2
Local business wired telephone service.	37	1201	-0.2	1.6	-0.1	-1.0	0.7	-0.6
Local business wired telephone service.	37	120101	-0.2	1.6	-0.1	-1.0	0.7	-0.6
Long distance business wired telephone and other toll service.	37	1202	3.9	0.3	2.4	1.7	2.6	-1.1
Long distance business wired telephone and other toll service.	37	120201	3.9	0.3	2.4	1.7	2.6	-1.1
Private line wired telephone service.	37	1204	8.4	2.1	1.0	-0.6	-0.3	1.4
Private line wired telephone service.	37	120401	8.4	2.1	1.0	-0.6	-0.3	1.4
All-distance business wired telephone service (partial).	37	1205	1.5	-0.3	-0.7	0.6	-0.3	0.2
All-distance business wired telephone service.	37	120501	1.5	-0.3	-0.7	0.6	-0.3	0.2
Other telephone services.	37	13	4.1	0.4	1.6	0.6	-0.5	-0.3
Other wired telephone services.	37	1301	4.1	0.4	1.6	0.6	-0.5	-0.3
Other wired telephone services.	37	130104	4.1	0.4	1.6	0.5	-0.5	-0.3
Wireless telecommunication services.	37	2	0.9	0.0	1.2	0.0	0.0	0.0
Cellular phone and other wireless telecommunication services.	37	21	0.9	0.0	1.2	0.0	0.0	0.0
Cellular phone and other wireless telecommunication services.	37	2101	0.9	0.0	1.2	0.0	0.0	0.0
Cellular phone and other wireless telecommunication services.	37	210101	0.9	0.0	1.2	0.0	0.0	0.0
Cable and satellite subscriber services.	37	3	0.6	1.2	0.3	0.5	-2.0	-1.8

See footnotes at end of table.

Table 7. Producer price index percentage changes for commodity and service groupings and individual items, not seasonally adjusted — Continued
 [August 2024]

Title	Commodity code		Unadjusted 12-month percent change ¹	Unadjusted 1-month percent change ¹				
	Group code	Item code		Aug. 2023 to Aug. 2024 ^P	Mar. to Apr.	Apr. to May ^P	May to June ^P	June to July ^P
Cable and satellite subscriber services.....	37	31	0.6	1.2	0.3	0.5	-2.0	-1.8
Cable and satellite subscriber services.....	37	3101	0.6	1.2	0.3	0.5	-2.0	-1.8
Cable and satellite subscriber services.....	37	310101	0.6	1.2	0.3	0.5	-2.0	-1.8
Internet access services.....	37	4	4.1	0.1	0.1	-0.1	1.3	1.5
Internet access services.....	37	41	4.1	0.1	0.1	-0.1	1.3	1.5
Residential Internet access services.....	37	4102	4.4	0.1	0.1	-0.2	1.6	1.6
Residential Internet access services.....	37	410201	4.4	0.1	0.1	-0.2	1.6	1.6
Business Internet access services.....	37	4103	3.3	0.1	0.2	0.3	0.5	1.2
Business Internet access services.....	37	410301	3.3	0.1	0.2	0.3	0.5	1.2
Bundled wired telecommunications access services.....	37	5	4.1	3.0	-0.5	-0.3	0.6	0.5
Bundled wired telecommunications access services.....	37	51	4.1	3.0	-0.5	-0.3	0.6	0.5
Bundled wired telecommunications access services.....	37	5101	4.1	3.0	-0.5	-0.3	0.6	0.5
Bundled wired telecommunications access services.....	37	510101	4.1	3.0	-0.5	-0.3	0.6	0.5
Data processing and related services.....	38	—	1.4	0.4	0.4	-0.5	0.2	-0.1
Data processing and related services.....	38	1	1.4	0.4	0.4	-0.5	0.2	-0.1
Data processing and related services.....	38	11	1.4	0.4	0.4	-0.5	0.2	-0.1
Hosting, ASP and other IT infrastructure provisioning services.....	38	1101	2.1	0.7	0.7	-0.7	0.4	-0.2
Hosting, ASP and other IT infrastructure provisioning services.....	38	110101	2.1	0.7	0.7	-0.7	0.4	-0.2
Business process management services (partial).....	38	1102	0.3	0.0	0.1	0.0	0.0	0.0
Business process management services (partial).....	38	110201	0.3	0.0	0.1	0.0	0.0	0.0
Data management, information transformation and other services.....	38	1103	0.0	0.0	0.0	0.0	0.0	0.0
Data management, information transformation and other services.....	38	110301	0.0	0.0	0.0	0.0	0.0	0.0
Credit intermediation services (partial).....	39	—	6.1	1.4	-1.8	1.0	-2.2	3.0
Loan services (partial).....	39	1	0.8	2.4	-2.9	-0.6	-3.5	4.9
Business loans (partial).....	39	11	-1.5	2.2	-3.5	2.2	-4.1	4.3
Business loans (partial).....	39	1101	-1.5	2.2	-3.5	2.2	-4.1	4.3
Business loans (partial).....	39	110101	-1.5	2.2	-3.5	2.2	-4.1	4.3
Consumer loans (partial).....	39	12	7.6	3.0	-1.3	-8.6	-1.6	6.8
Residential real estate loans (partial).....	39	1201	7.9	2.6	-0.7	-11.3	-1.2	7.3
Residential real estate loans, except home equity (partial).....	39	120101	22.2	3.0	1.6	-16.8	-0.5	6.9
Home equity loans (partial).....	39	120102	-11.4	1.7	-5.4	1.0	-2.5	8.1
Vehicle loans (partial).....	39	1202	8.7	6.4	-5.2	2.9	-5.0	7.7
Vehicle loans (partial).....	39	120201	8.7	6.4	-5.2	2.9	-5.0	7.7
Credit cards, overdraft credit, and related plans (partial).....	39	1203	4.6	3.0	-3.1	3.7	-1.8	2.2
Credit cards, overdraft credit, and related plans (partial).....	39	120301	4.6	3.0	-3.1	3.7	-1.8	2.2
Other loans and loan services (partial).....	39	13	1.6	1.9	-2.5	1.6	-4.5	4.2
Other loans and loan services (partial).....	39	1301	1.6	1.9	-2.5	1.6	-4.5	4.2
Other loans and loan services (partial).....	39	130101	1.6	1.9	-2.5	1.6	-4.5	4.2
Deposit services (partial).....	39	2	22.3	-0.2	0.4	4.7	0.3	-0.2
Deposit services (partial).....	39	21	22.3	-0.2	0.4	4.7	0.3	-0.2
Deposit services (partial).....	39	2101	22.3	-0.2	0.4	4.7	0.3	-0.2
Deposit services (partial).....	39	210101	22.3	-0.2	0.4	4.7	0.3	-0.2
Other credit intermediation services, including trust services (partial).....	39	3	-6.1	-3.4	0.8	0.0	0.1	-1.2
Other credit intermediation services, including trust services (partial).....	39	31	-6.1	-3.4	0.8	0.0	0.1	-1.2
Other credit intermediation services, including trust services (partial).....	39	3101	-6.1	-3.4	0.8	0.0	0.1	-1.2
Other credit intermediation services, including trust services (partial).....	39	310101	-6.1	-3.4	0.8	0.0	0.1	-1.2
Investment services.....	40	—	9.6	1.6	-0.5	1.3	1.7	0.4
Securities brokerage, dealing, investment advice, and related services.....	40	1	8.4	-0.1	-0.2	1.5	1.8	0.4
Securities brokerage, dealing, investment advice, and related services.....	40	11	8.4	-0.1	-0.2	1.5	1.8	0.4
Securities brokerage, dealing, and investment advice.....	40	1101	13.4	-0.1	-0.4	2.2	2.3	0.3
Securities brokerage, dealing, and investment advice.....	40	110101	13.4	-0.1	-0.4	2.2	2.3	0.3
Securities brokerage and dealing related services (partial).....	40	1102	0.0	0.0	0.2	0.2	0.8	0.5
Securities brokerage and dealing related services.....	40	110201	0.0	0.0	0.2	0.2	0.8	0.5
Portfolio management.....	40	2	9.9	4.2	-1.5	1.2	2.0	0.0
Portfolio management.....	40	21	9.9	4.2	-1.5	1.2	2.0	0.0
Portfolio management.....	40	2101	9.9	4.2	-1.5	1.2	2.0	0.0
Portfolio management.....	40	210101	9.9	4.2	-1.5	1.2	2.0	0.0
Investment banking.....	40	3	14.4	-0.4	1.5	1.2	0.2	1.7

See footnotes at end of table.

Table 7. Producer price index percentage changes for commodity and service groupings and individual items, not seasonally adjusted — Continued
 [August 2024]

Title	Commodity code		Unadjusted 12-month percent change ¹	Unadjusted 1-month percent change ¹				
	Group code	Item code		Aug. 2023 to Aug. 2024 ^P	Mar. to Apr.	Apr. to May ^P	May to June ^P	June to July ^P
Investment banking.....	40	31	14.4	-0.4	1.5	1.2	0.2	1.7
Investment banking.....	40	3101	14.4	-0.4	1.5	1.2	0.2	1.7
Investment banking.....	40	310101	14.4	-0.4	1.5	1.2	0.2	1.7
Insurance and annuities.....	41	—	4.1	0.4	0.6	0.1	0.1	0.3
Insurance.....	41	1	4.2	0.4	0.6	0.1	0.1	0.3
Insurance.....	41	11	4.2	0.4	0.6	0.1	0.1	0.3
Life insurance.....	41	1101	-1.1	-0.1	0.3	0.0	0.0	0.4
Life insurance.....	41	110101	-1.1	-0.1	0.3	0.0	0.0	0.4
Disability insurance, including accidental death.....	41	1102	-0.5	0.0	0.0	0.0	0.0	0.0
Disability insurance, including accidental death.....	41	110201	-0.5	0.0	0.0	0.0	0.0	0.0
Health and medical insurance.....	41	1103	4.7	0.0	0.0	-0.1	0.0	0.4
Health and medical insurance.....	41	110301	4.7	0.0	0.0	-0.1	0.0	0.4
Property and casualty insurance.....	41	1104	6.4	0.8	1.1	0.2	0.2	0.2
Property and casualty insurance.....	41	110401	6.4	0.8	1.1	0.2	0.2	0.2
Annuities.....	41	2	2.2	2.2	-0.2	0.0	0.0	0.0
Annuities.....	41	21	2.2	2.2	-0.2	0.0	0.0	0.0
Annuities.....	41	2101	2.2	2.2	-0.2	0.0	0.0	0.0
Annuities.....	41	210101	2.2	2.2	-0.2	0.0	0.0	0.0
Commissions and fees from sales and administration of insurance policies (partial).....	42	—	2.6	0.0	0.0	0.0	0.7	0.0
Commissions from sales of insurance.....	42	1	2.6	0.0	0.0	0.0	0.7	0.0
Commissions from sales of insurance.....	42	11	2.6	0.0	0.0	0.0	0.7	0.0
Commissions from sales of life insurance and annuities.....	42	1101	6.5	0.0	0.0	0.0	4.3	0.0
Commissions from sales of life insurance and annuities.....	42	110101	6.5	0.0	0.0	0.0	4.3	0.0
Commissions from sales of health and medical insurance.....	42	1102	1.2	0.0	0.0	0.0	1.1	0.0
Commissions from sales of health and medical insurance.....	42	110201	1.2	0.0	0.0	0.0	1.1	0.0
Commissions from sales of property and casualty insurance.....	42	1103	2.6	0.0	0.1	0.0	0.2	0.0
Commissions from sales of property and casualty insurance.....	42	110301	2.6	0.0	0.1	0.0	0.2	0.0
Commissions from sales of other insurance.....	42	1104	0.0	0.0	0.0	0.0	0.0	0.0
Commissions from sales of other insurance.....	42	110401	0.0	0.0	0.0	0.0	0.0	0.0
Real estate services (partial).....	43	—	2.3	0.6	-0.1	1.3	0.9	0.2
Nonresidential real estate services.....	43	1	1.6	0.4	-0.7	1.5	1.2	0.0
Nonresidential real estate rents.....	43	11	1.9	0.3	-0.8	1.6	1.6	-0.2
Office buildings, gross rents.....	43	1101	-7.0	-0.3	-0.7	-0.4	1.2	-6.9
Office buildings, gross rents.....	43	110101	-7.0	-0.3	-0.7	-0.4	1.2	-6.9
Retail properties, gross rents.....	43	1102	5.3	1.7	-0.7	3.4	2.4	1.9
Retail properties, gross rents.....	43	110201	5.3	1.7	-0.7	3.4	2.4	1.9
Industrial buildings, gross rents.....	43	1103	6.5	0.1	0.0	0.1	0.4	-0.3
Industrial buildings, gross rents.....	43	110301	6.5	0.1	0.0	0.1	0.4	-0.3
Self-service storage and miniwarehouses, gross rents.....	43	1104	-4.6	-0.7	-3.2	-0.3	-0.1	0.6
Self-service storage and miniwarehouses, gross rents.....	43	110401	-4.6	-0.7	-3.2	-0.3	-0.1	0.6
Other nonresidential buildings, gross rents.....	43	1105	17.4	-0.4	-0.3	4.6	2.6	9.4
Other nonresidential buildings, gross rents.....	43	110501	17.4	-0.4	-0.3	4.6	2.6	9.4
Nonresidential property sales and leases including land, brokerage fees and commissions.....	43	12	-1.7	0.3	-0.2	-0.4	1.7	0.7
Nonresidential property sales and leases including land, brokerage fees and commissions.....	43	1201	-1.7	0.3	-0.2	-0.4	1.7	0.7
Nonresidential property sales and leases including land, brokerage fees and commissions.....	43	120101	-1.7	0.3	-0.2	-0.4	1.7	0.7
Nonresidential property management fees.....	43	13	2.6	0.9	-0.1	2.5	-2.7	0.6
Nonresidential property management fees.....	43	1301	2.6	0.9	-0.1	2.5	-2.7	0.6
Nonresidential property management fees.....	43	130101	2.6	0.9	-0.1	2.5	-2.7	0.6
Residential real estate services (partial).....	43	2	3.3	0.9	0.7	1.0	0.6	0.4
Residential property sales and rental, brokerage fees and commissions.....	43	21	3.2	1.1	0.9	1.0	0.7	0.6
Residential property sales and rental, brokerage fees and commissions.....	43	2101	3.2	1.1	0.9	1.0	0.7	0.6
Residential property sales and rental, brokerage fees and commissions.....	43	210101	3.2	1.1	0.9	1.0	0.7	0.6
Residential property management fees.....	43	22	3.9	0.4	0.0	0.8	0.1	-0.2
Residential property management fees.....	43	2201	3.9	0.4	0.0	0.8	0.1	-0.2
Residential property management fees.....	43	220101	3.9	0.4	0.0	0.8	0.1	-0.2
Real estate appraisal fees.....	43	3	0.7	0.0	0.2	0.2	0.1	0.0

See footnotes at end of table.

Table 7. Producer price index percentage changes for commodity and service groupings and individual items, not seasonally adjusted — Continued
 [August 2024]

Title	Commodity code		Unadjusted 12-month percent change ¹	Unadjusted 1-month percent change ¹				
	Group code	Item code		Aug. 2023 to Aug. 2024 ^P	Mar. to Apr.	Apr. to May ^P	May to June ^P	June to July ^P
Real estate appraisal fees.....	43	31	0.7	0.0	0.2	0.2	0.1	0.0
Real estate appraisal fees.....	43	3101	0.7	0.0	0.2	0.2	0.1	0.0
Real estate appraisal fees.....	43	310101	0.7	0.0	0.2	0.2	0.1	0.0
Rental and leasing of goods (partial).....	44	—	0.6	-1.0	-0.3	3.5	2.0	-1.6
Passenger car rental.....	44	1	-0.3	-3.4	0.0	8.8	5.0	-4.3
Passenger car rental.....	44	11	-0.3	-3.4	0.0	8.8	5.0	-4.3
Passenger car rental.....	44	1101	-0.3	-3.4	0.0	8.8	5.0	-4.3
Passenger car rental.....	44	110101	-0.3	-3.4	0.0	8.8	5.0	-4.3
Truck, trailer, and RV rental and leasing.....	44	2	1.7	1.3	-0.1	-0.1	0.2	0.5
Truck, trailer, and RV rental and leasing.....	44	21	1.7	1.3	-0.1	-0.1	0.2	0.5
Truck, truck trailer and RV rental.....	44	2101	-1.0	1.8	-1.1	0.5	-0.6	1.0
Truck, truck trailer and RV rental.....	44	210101	-1.0	1.8	-1.1	0.5	-0.6	1.0
Truck, truck trailer and RV leasing.....	44	2102	3.7	1.0	0.5	-0.5	0.7	0.1
Truck, truck trailer and RV leasing.....	44	210201	3.7	1.0	0.5	-0.5	0.7	0.1
Construction, mining, and forestry machinery and equipment rental and leasing.....	44	3	0.9	-0.2	-0.7	0.6	-0.3	0.2
Construction, mining, and forestry machinery and equipment rental and leasing.....	44	31	0.9	-0.2	-0.7	0.6	-0.3	0.2
Construction, mining, and forestry machinery and equipment rental and leasing.....	44	3101	0.9	-0.2	-0.7	0.6	-0.3	0.2
Construction, mining, and forestry machinery and equipment rental and leasing.....	44	310101	0.9	-0.2	-0.7	0.6	-0.3	0.2
Professional services (partial).....	45	—	5.1	0.8	0.3	0.1	-0.5	0.1
Legal services.....	45	1	8.1	1.5	0.2	-0.3	0.4	0.1
Legal services.....	45	11	8.1	1.5	0.2	-0.3	0.4	0.1
Legal services.....	45	1101	8.1	1.5	0.2	-0.3	0.4	0.1
Legal services.....	45	110101	8.1	1.5	0.2	-0.3	0.4	0.1
Accounting services (partial).....	45	2	2.5	-1.0	0.7	-1.4	-0.1	0.3
Accounting services, excluding payroll.....	45	21	2.5	-1.0	0.7	-1.4	-0.1	0.3
Financial auditing.....	45	2101	2.6	-0.6	0.1	-0.8	0.3	0.4
Financial auditing.....	45	210101	2.6	-0.6	0.1	-0.8	0.3	0.4
Tax preparation and planning.....	45	2102	6.0	0.2	2.5	-2.9	-0.9	0.1
Tax preparation and planning.....	45	210201	6.0	0.2	2.5	-2.9	-0.9	0.1
Bookkeeping and compilation.....	45	2103	-6.3	-4.5	-0.3	0.0	0.3	0.4
Bookkeeping and compilation.....	45	210301	-6.3	-4.5	-0.3	0.0	0.3	0.4
Other accounting services, including billing and review (partial).....	45	2104	5.8	-0.5	-1.3	-0.6	0.7	0.2
Other accounting services, including billing and review (partial).....	45	210401	5.8	-0.5	-1.3	-0.6	0.7	0.2
Architectural and engineering services.....	45	3	2.5	0.5	0.0	0.1	-0.2	0.0
Architectural services.....	45	31	2.3	0.2	0.2	0.0	0.4	0.1
Architectural services.....	45	3101	2.3	0.2	0.2	0.0	0.4	0.1
Architectural services.....	45	310101	2.3	0.2	0.2	0.0	0.4	0.1
Engineering services.....	45	32	2.6	0.5	0.0	0.1	-0.3	0.0
Engineering services.....	45	3201	2.6	0.5	0.0	0.1	-0.3	0.0
Engineering services.....	45	320101	2.6	0.5	0.0	0.1	-0.3	0.0
Management, scientific, and technical consulting services.....	45	4	4.7	0.9	0.6	2.9	-4.0	0.1
Management consulting services.....	45	41	4.7	0.9	0.6	2.9	-4.0	0.1
Administrative and general management consulting services.....	45	4101	6.0	0.6	1.5	4.7	-6.3	0.1
Administrative and general management consulting services.....	45	410101	6.0	0.6	1.5	4.7	-6.3	0.1
Human resources consulting services.....	45	4102	2.2	-0.1	-1.6	-1.2	0.3	0.5
Human resources consulting services.....	45	410201	2.2	-0.1	-1.6	-1.2	0.3	0.5
Marketing consulting services.....	45	4103	0.1	0.0	0.0	0.0	0.0	0.0
Marketing consulting services.....	45	410301	0.1	0.0	0.0	0.0	0.0	0.0
Process, physical distribution, and logistics consulting services.....	45	4104	8.9	6.5	-2.0	0.8	0.5	0.5
Process, physical distribution, and logistics consulting services.....	45	410401	8.9	6.5	-2.0	0.8	0.5	0.5
Advertising and related services (partial).....	45	5	0.7	0.0	0.6	-0.3	0.0	0.1
Advertising agency services.....	45	51	0.7	0.0	0.6	-0.3	0.0	0.1
Advertising agency services.....	45	5101	0.7	0.0	0.6	-0.3	0.0	0.1
Advertising agency services.....	45	510101	0.7	0.0	0.6	-0.3	0.0	0.1
Information technology (IT) technical support and consulting services (partial).....	45	6	18.7	5.6	-1.0	-1.1	3.8	0.4

See footnotes at end of table.

Table 7. Producer price index percentage changes for commodity and service groupings and individual items, not seasonally adjusted — Continued
 [August 2024]

Title	Commodity code		Unadjusted 12-month percent change ¹	Unadjusted 1-month percent change ¹				
	Group code	Item code		Aug. 2023 to Aug. 2024 ^P	Mar. to Apr.	Apr. to May ^P	May to June ^P	June to July ^P
Information technology (IT) technical support and consulting services (partial).....	45	61	18.7	5.6	-1.0	-1.1	3.8	0.4
Information technology (IT) technical support and consulting services (partial).....	45	6101	18.7	5.6	-1.0	-1.1	3.8	0.4
Information technology (IT) technical support and consulting services (partial).....	45	610101	18.7	5.6	-1.0	-1.1	3.8	0.4
Employment services.....	46	—	-0.2	-0.9	0.0	-0.3	0.7	-0.6
Permanent placement services.....	46	1	-2.9	-5.2	1.2	0.2	0.5	-0.5
Permanent placement services.....	46	11	-2.9	-5.2	1.2	0.2	0.5	-0.5
Employment placement services.....	46	1101	-2.9	-5.2	1.2	0.2	0.5	-0.5
Employment placement services.....	46	110101	-2.9	-5.2	1.2	0.2	0.5	-0.5
Executive search services.....	46	2	2.0	1.4	-1.6	2.7	-2.2	0.3
Executive search services.....	46	21	2.0	1.4	-1.6	2.7	-2.2	0.3
Executive search services.....	46	2101	2.0	1.4	-1.6	2.7	-2.2	0.3
Executive search services.....	46	210101	2.0	1.4	-1.6	2.7	-2.2	0.3
Staffing services.....	46	3	-0.2	-0.8	0.0	-0.4	0.7	-0.6
Temporary help services.....	46	31	-0.1	-1.1	0.0	-0.6	1.3	-1.2
Temporary help services.....	46	3101	-0.1	-1.1	0.0	-0.6	1.3	-1.2
Temporary help services.....	46	310101	-0.1	-1.1	0.0	-0.6	1.3	-1.2
Co-employment staffing services.....	46	32	-0.2	-0.4	0.0	0.0	0.0	0.0
Co-employment staffing services.....	46	3201	-0.2	-0.4	0.0	0.0	0.0	0.0
Co-employment staffing services.....	46	320101	-0.2	-0.4	0.0	0.0	0.0	0.0
Travel arrangement services (partial).....	47	—	-2.2	0.4	0.2	-0.6	2.1	0.0
Arrangement of flights (partial).....	47	1	-8.2	0.1	0.0	-1.1	3.8	-0.1
Arrangement of international flights.....	47	11	-0.5	1.8	-0.1	-2.0	4.5	-0.3
Arrangement of international flights.....	47	1101	-0.5	1.8	-0.1	-2.0	4.5	-0.3
Arrangement of international flights.....	47	110101	-0.5	1.8	-0.1	-2.0	4.5	-0.3
Arrangement of domestic flights.....	47	12	-19.0	-2.8	0.1	0.6	2.5	0.3
Arrangement of domestic flights (partial).....	47	1201	-19.0	-2.8	0.1	0.6	2.5	0.3
Arrangement of domestic flights.....	47	120101	-19.0	-2.8	0.1	0.6	2.5	0.3
Arrangement of vehicle rentals and lodging.....	47	2	12.9	2.1	0.0	0.0	3.6	0.0
Arrangement of vehicle rentals and lodging.....	47	21	12.9	2.1	0.0	0.0	3.6	0.0
Arrangement of vehicle rentals and lodging (partial).....	47	2101	12.9	2.1	0.0	0.0	3.6	0.0
Arrangement of vehicle rentals and lodging.....	47	210101	12.9	2.1	0.0	0.0	3.6	0.0
Arrangement of cruises and tours.....	47	3	-1.9	0.3	0.9	-0.9	0.1	0.3
Arrangement of cruises and tours.....	47	31	-1.9	0.3	0.9	-0.9	0.1	0.3
Arrangement of cruises and tours.....	47	3101	-1.9	0.3	0.9	-0.9	0.1	0.3
Arrangement of cruises and tours.....	47	310101	-1.9	0.3	0.9	-0.9	0.1	0.3
Other travel arrangements (partial).....	47	4	-0.1	0.0	0.0	0.0	0.3	0.0
Other travel arrangements (partial).....	47	41	-0.1	0.0	0.0	0.0	0.3	0.0
Other travel arrangements (partial).....	47	4101	-0.1	0.0	0.0	0.0	0.3	0.0
Other travel arrangements (partial).....	47	410101	-0.1	0.0	0.0	0.0	0.3	0.0
Selected security services (partial).....	48	—	6.8	0.2	-0.1	0.4	0.1	-0.1
Security guard services.....	48	1	6.8	0.2	-0.1	0.4	0.1	-0.1
Security guard services.....	48	11	6.8	0.2	-0.1	0.4	0.1	-0.1
Security guard services.....	48	1101	6.8	0.2	-0.1	0.4	0.1	-0.1
Security guard services.....	48	110101	6.8	0.2	-0.1	0.4	0.1	-0.1
Cleaning and building maintenance services (partial).....	49	—	2.9	1.1	1.6	0.1	0.2	0.0
Janitorial services.....	49	1	2.9	1.1	1.6	0.1	0.2	0.0
Janitorial services.....	49	11	2.9	1.1	1.6	0.1	0.2	0.0
Janitorial services.....	49	1101	2.9	1.1	1.6	0.1	0.2	0.0
Janitorial services.....	49	110101	2.9	1.1	1.6	0.1	0.2	0.0
Waste collection and remediation services (partial).....	50	—	4.2	1.2	1.5	-0.4	-0.4	-0.3
Waste collection.....	50	1	4.2	1.2	1.5	-0.4	-0.4	-0.3
Solid waste collection.....	50	11	4.2	1.2	1.5	-0.4	-0.4	-0.3
Solid waste collection.....	50	1101	4.2	1.2	1.5	-0.4	-0.4	-0.3
Solid waste collection.....	50	110101	4.2	1.2	1.5	-0.4	-0.4	-0.3

See footnotes at end of table.

Table 7. Producer price index percentage changes for commodity and service groupings and individual items, not seasonally adjusted — Continued
 [August 2024]

Title	Commodity code		Unadjusted 12-month percent change ¹	Unadjusted 1-month percent change ¹				
	Group code	Item code		Aug. 2023 to Aug. 2024 ^P	Mar. to Apr.	Apr. to May ^P	May to June ^P	June to July ^P
Health care services.....	51	—	3.3	0.0	0.3	0.1	0.2	0.1
Outpatient care (partial).....	51	1	2.4	0.1	0.2	0.1	0.0	0.1
Outpatient care (partial).....	51	11	2.4	0.1	0.2	0.1	0.0	0.1
Physician care.....	51	1101	1.4	0.0	0.2	0.1	-0.1	0.0
Medicare patients: physician care.....	51	110102	-1.0	0.0	0.0	0.0	-0.1	0.0
Medicaid patients: physician care.....	51	110103	12.4	0.0	1.2	0.0	-0.1	0.0
Private insurance patients: physician care.....	51	110104	0.5	-0.1	0.1	0.2	-0.2	0.0
All other patients: physician care.....	51	110105	-0.7	0.0	-0.3	0.0	0.0	0.0
Medical laboratory and diagnostic imaging center care.....	51	1102	0.1	0.1	0.0	0.0	0.0	-0.3
Medical laboratory care.....	51	110201	-0.3	0.1	0.0	0.0	0.0	-0.4
Medicare patients: medical laboratory care.....	51	1102011	0.3	0.0	0.0	0.0	0.0	0.0
Medicaid patients: medical laboratory care.....	51	1102012	-0.3	0.0	0.0	0.0	0.0	0.0
Private insurance patients: medical laboratory care.....	51	1102013	0.1	0.2	0.0	0.0	0.0	0.0
All other patients: medical laboratory care.....	51	1102014	-1.9	0.0	0.0	0.0	0.0	-2.4
Diagnostic imaging center care.....	51	110202	0.8	0.0	0.0	0.0	0.0	0.0
Medicare and Medicaid patients: diagnostic imaging center care.....	51	1102021	-0.4	0.0	0.0	0.0	0.0	0.0
Private insurance and all other patients: diagnostic imaging center care.....	51	1102024	1.2	0.0	0.0	0.0	0.0	0.0
Home health and hospice care.....	51	1103	1.7	-0.1	0.0	0.0	0.2	0.0
Home health and hospice care.....	51	110301	1.7	-0.1	0.0	0.0	0.2	0.0
Medicare and Medicaid patients: home health and hospice care.....	51	11030101	1.8	0.0	0.0	0.0	0.3	0.0
Medicare patients: home health and hospice care.....	51	110301011	1.1	0.0	0.0	0.0	0.0	0.0
Medicaid patients: home health and hospice care.....	51	110301012	2.4	0.0	0.1	0.0	0.5	0.0
Private insurance and all other patients: home health and hospice care.....	51	11030102	1.0	-0.5	0.0	0.1	0.0	0.0
Private insurance patients: home health and hospice care.....	51	110301021	3.0	0.0	0.0	0.0	0.0	0.0
All other patients: home health and hospice care.....	51	110301022	0.8	-0.6	0.0	0.1	0.0	0.0
Hospital outpatient care.....	51	1104	3.2	-0.2	0.3	0.1	0.1	0.2
Hospital outpatient care.....	51	110401	3.2	-0.2	0.3	0.1	0.1	0.2
Hospital outpatient care, general medical & surgical hospitals.....	51	1104011	3.2	-0.2	0.3	0.0	0.1	0.3
Medicare patients: hospital outpatient care, general medical and surgical hospitals.....	51	11040111	1.9	0.1	0.0	-0.3	0.0	0.1
Medicaid patients: hospital outpatient care, general medical and surgical hospitals.....	51	11040112	0.0	0.0	0.0	-0.4	0.3	0.0
Private insurance and all other patients: outpatient care, gen. medical and surgical hospitals.....	51	11040113	4.1	-0.3	0.5	0.2	0.1	0.3
Dental care.....	51	1105	4.4	1.9	0.5	0.1	0.0	0.0
Private insurance patients: dental care.....	51	110502	6.3	3.1	0.9	0.2	0.0	0.0
Private insurance patients: dental visits and consultations.....	51	1105021	4.6	0.0	2.3	0.6	0.0	0.0
Private insurance patients: dental surgical intervention services.....	51	1105022	1.5	0.0	0.0	0.0	0.0	0.0
Private insurance patients: dental non-surgical intervention services.....	51	1105023	9.0	6.4	0.1	-0.1	0.0	0.0
Medicare, Medicaid and all other patients: dental care.....	51	110503	2.0	0.2	0.0	0.0	0.0	0.0
Medicare, Medicaid and all other patients: dental visits and consultations.....	51	1105031	0.8	0.3	0.1	0.1	0.0	0.0
Medicare, Medicaid and all other patients: dental surgical intervention services.....	51	1105032	5.4	0.4	0.0	0.0	0.0	0.0
Medicare and Medicaid and all other patients: dental non-surgical intervention services.....	51	1105033	1.9	0.2	0.0	0.0	0.0	0.0
Inpatient care.....	51	2	4.8	-0.2	0.3	0.2	0.6	0.1
Inpatient care.....	51	21	4.8	-0.2	0.3	0.2	0.6	0.1
Hospital inpatient care.....	51	2101	5.2	0.0	0.4	0.3	0.3	0.1
Hospital inpatient care.....	51	210101	5.2	0.0	0.4	0.3	0.3	0.1
Hospital inpatient care, general medical and surgical hospitals.....	51	2101011	5.4	0.0	0.5	0.3	0.4	0.1
Medicare patients: hospital inpatient care, general medical and surgical hospitals.....	51	21010111	3.3	0.0	0.0	0.0	0.0	0.0
Medicaid patients: hospital inpatient care, general medical and surgical hospitals.....	51	21010112	5.5	0.0	0.0	0.0	0.4	0.0
Private insur. & all other patients: hospital inpatient, general medical and surgical hospitals.....	51	21010113	6.9	-0.1	1.0	0.5	0.7	0.3
Private insurance patients: hospital inpatient care, general medical and surgical hospitals.....	51	210101131	5.6	-0.1	1.1	0.6	0.8	0.3
All other patients: hospital inpatient care, general medical and surgical hospitals.....	51	210101132	18.8	0.0	0.0	0.0	0.0	0.0
Hospital inpatient care, psychiatric & substance abuse hospitals.....	51	2101012	0.3	-0.1	0.0	0.0	-0.1	0.7
Hospital inpatient care, specialty hospitals.....	51	2101013	6.1	0.2	-0.4	0.1	-0.4	0.0
Medicare patients: hospital inpatient care, specialty hospitals.....	51	21010131	1.3	0.2	0.0	0.4	-1.1	0.0
Medicaid patients: hospital inpatient care, specialty hospitals.....	51	21010132	34.3	0.7	-0.7	-2.7	0.4	0.0

See footnotes at end of table.

Table 7. Producer price index percentage changes for commodity and service groupings and individual items, not seasonally adjusted — Continued
 [August 2024]

Title	Commodity code		Unadjusted 12-month percent change ¹	Unadjusted 1-month percent change ¹				
	Group code	Item code		Aug. 2023 to Aug. 2024 ^P	Mar. to Apr.	Apr. to May ^P	May to June ^P	June to July ^P
Private insurance and all other patients: hospital inpatient care, specialty hospitals.....	51	21010133	1.7	0.0	-0.7	1.0	-0.2	0.0
Nursing home care.....	51	2102	2.7	-0.9	0.0	-0.1	1.6	0.1
Nursing home care.....	51	210201	2.7	-0.9	0.0	-0.1	1.6	0.1
Medicare and Medicaid patients: Nursing home care.....	51	21020101	5.0	0.3	0.0	0.0	2.2	-0.1
Medicaid patients: Nursing home care.....	51	210201011	6.3	0.5	0.0	0.0	3.5	-0.1
Medicare patients: Nursing home care.....	51	210201012	2.9	0.0	0.0	0.0	0.0	0.0
Private insurance and all other patients: Nursing home care.....	51	21020102	-0.1	-2.5	0.1	-0.3	1.0	0.5
Private insurance patients: Nursing home care.....	51	210201021	-13.6	-15.2	0.0	0.0	1.9	0.0
All other patients: Nursing home care.....	51	210201022	2.6	0.1	0.1	-0.3	0.9	0.5
Intellectual and developmental disability center care.....	51	2103	8.1	0.2	-0.3	0.0	1.3	-0.1
Intellectual and developmental disability center care.....	51	210301	8.1	0.2	-0.3	0.0	1.3	-0.1
Medicaid patients: Intellectual and developmental disability center care.....	51	21030101	7.4	0.3	-0.4	0.0	1.4	-0.1
Medicare, private ins. & all other patients: Intellectual & develop. disability center care.....	51	21030102	10.6	0.0	0.0	0.0	1.0	0.0
Sales of blood and blood products, organs, and tissues.....	51	3	3.2	-0.5	-0.2	0.1	0.7	0.2
Sales of blood and blood products, organs, and tissues.....	51	31	3.2	-0.5	-0.2	0.1	0.7	0.2
Sales of blood and blood products, organs, and tissues.....	51	3101	3.2	-0.5	-0.2	0.1	0.7	0.2
Sales of blood and blood products, organs, and tissues.....	51	310101	3.2	-0.5	-0.2	0.1	0.7	0.2
Accommodation services.....	53	—	2.4	1.7	1.6	5.7	-3.0	0.5
Traveler accommodation services.....	53	1	2.4	1.7	1.6	5.7	-3.0	0.5
Traveler accommodation services.....	53	11	2.4	1.7	1.6	5.7	-3.0	0.5
Guestroom or unit rental.....	53	1101	2.1	1.9	1.7	6.0	-3.3	0.6
Guestroom or unit rental.....	53	110101	2.1	1.9	1.7	6.0	-3.3	0.6
Other traveler accommodation services.....	53	1102	5.6	-1.5	0.3	1.6	0.9	-0.8
Other traveler accommodation services.....	53	110201	5.6	-1.5	0.3	1.6	0.9	-0.8
Food and beverage for immediate consumption services (partial).....	54	—	3.1	0.2	-0.6	0.5	0.2	-0.4
Food and beverage for immediate consumption services (partial).....	54	1	3.1	0.2	-0.6	0.5	0.2	-0.4
Food and nonalcoholic beverages for immediate consumption (partial).....	54	11	2.8	0.3	-0.8	0.6	0.2	-0.4
Food and nonalcoholic beverages for immediate consumption (partial).....	54	1101	2.8	0.3	-0.8	0.6	0.2	-0.4
Food and nonalcoholic beverages for immediate consumption (partial).....	54	110101	2.8	0.3	-0.8	0.6	0.2	-0.4
Alcoholic beverages for immediate consumption (partial).....	54	12	4.7	0.0	0.0	0.0	0.0	-0.1
Alcoholic beverages for immediate consumption (partial).....	54	1201	4.7	0.0	0.0	0.0	0.0	-0.1
Alcoholic beverages for immediate consumption (partial).....	54	120101	4.7	0.0	0.0	0.0	0.0	-0.1
Repair and maintenance services (partial).....	55	—	6.2	1.0	0.7	0.4	0.2	0.6
Commercial and industrial machinery and equipment repair and maintenance.....	55	1	8.1	1.2	0.9	0.7	0.1	1.0
Commercial and industrial machinery and equipment repair and maintenance.....	55	11	8.1	1.2	0.9	0.7	0.1	1.0
Commercial machinery repair and maintenance.....	55	1101	8.1	1.2	0.9	0.7	0.1	1.0
Commercial machinery repair and maintenance.....	55	110101	8.1	1.2	0.9	0.7	0.1	1.0
Motor vehicle repair and maintenance (partial).....	55	2	2.5	1.1	0.4	0.2	0.4	0.3
Motor vehicle repair and maintenance (partial).....	55	21	2.5	1.1	0.4	0.2	0.4	0.3
Motor vehicle repair and maintenance (partial).....	55	2101	2.5	1.1	0.4	0.2	0.4	0.3
Motor vehicle repair and maintenance (partial).....	55	210101	2.5	1.1	0.4	0.2	0.4	0.3
Ship repair and maintenance.....	55	3	5.9	0.3	1.6	0.1	0.0	0.0
Ship repair and maintenance.....	55	31	5.9	0.3	1.6	0.1	0.0	0.0
Ship repair, military.....	55	3101	1.9	0.5	0.6	0.0	0.0	0.0
Ship repair, military.....	55	310101	1.9	0.5	0.6	0.0	0.0	0.0
Ship repair, nonmilitary.....	55	3102	11.6	0.0	2.8	0.1	0.0	0.0
Ship repair, nonmilitary.....	55	310201	11.6	0.0	2.8	0.1	0.0	0.0
Aircraft repair and maintenance.....	55	4	9.4	0.5	0.4	0.0	0.0	0.0
Aircraft repair and maintenance.....	55	41	9.4	0.5	0.4	0.0	0.0	0.0
Aircraft repair and maintenance.....	55	4101	9.4	0.5	0.4	0.0	0.0	0.0
Aircraft repair and maintenance.....	55	410101	9.4	0.5	0.4	0.0	0.0	0.0
Entertainment services (partial).....	56	—	1.6	-1.3	-0.7	-1.9	0.5	-1.0
Membership dues and admissions and recreation facility use fees (partial).....	56	1	1.2	-0.4	-2.3	-3.1	2.1	-2.6
Membership dues and admissions and recreation facility use fees (partial).....	56	11	1.2	-0.4	-2.3	-3.1	2.1	-2.6

See footnotes at end of table.

Table 7. Producer price index percentage changes for commodity and service groupings and individual items, not seasonally adjusted — Continued
 [August 2024]

Title	Commodity code		Unadjusted 12-month percent change ¹	Unadjusted 1-month percent change ¹				
	Group code	Item code		Aug. 2023 to Aug. 2024 ^P	Mar. to Apr.	Apr. to May ^P	May to June ^P	June to July ^P
Membership dues.	56	1101	0.6	0.0	0.0	-5.0	3.3	-2.7
Membership dues, golf courses and country clubs.	56	110101	5.9	-0.2	0.0	0.5	0.9	-0.1
Membership dues, fitness and recreational sports centers.	56	110102	-3.1	0.1	0.0	-8.8	5.1	-4.5
Admissions and recreational facilities use fees (partial).	56	1102	2.1	-1.0	-6.1	0.3	0.0	-2.6
Admissions and recreational facilities use fees, golf courses and country clubs.	56	110201	5.0	-0.6	-17.4	6.8	0.6	0.0
Admissions and recreational facilities use fees, fitness and recreational sports centers.	56	110202	0.9	0.4	0.0	0.0	0.0	0.0
Admissions and recreational facilities use fees, amusement and theme parks.	56	110203	1.2	-1.7	-2.3	-2.7	-0.3	-5.0
Recreational activity instruction fees (partial).	56	2	7.2	0.0	0.0	6.6	0.0	0.0
Recreational activity instruction fees (partial).	56	21	7.2	0.0	0.0	6.6	0.0	0.0
Recreational activity instruction fees (partial).	56	2101	7.2	0.0	0.0	6.6	0.0	0.0
Recreational activity instruction fees (partial).	56	210101	7.2	0.0	0.0	6.6	0.0	0.0
Gaming receipts (partial).	56	3	1.6	-2.9	1.7	-1.1	-1.8	1.4
Gaming receipts (partial).	56	31	1.6	-2.9	1.7	-1.1	-1.8	1.4
Gaming receipts (partial).	56	3101	1.6	-2.9	1.7	-1.1	-1.8	1.4
Gaming receipts (partial).	56	310101	1.6	-2.9	1.7	-1.1	-1.8	1.4
Wholesale trade services.	57	—	2.0	1.0	-0.2	1.2	-0.8	0.5
Machinery and equipment and parts and supplies wholesaling.	57	1	3.3	3.6	-2.3	1.7	-1.5	2.7
Machinery and equipment and parts and supplies wholesaling.	57	11	3.3	3.6	-2.3	1.7	-1.5	2.7
Parts and supplies for machinery and equipment wholesaling.	57	1102	4.4	1.1	0.3	-3.4	4.7	-0.8
Parts and supplies for machinery and equipment wholesaling.	57	110201	4.4	1.1	0.3	-3.4	4.7	-0.8
Machinery and vehicle wholesaling.	57	1103	2.2	6.0	-3.6	5.4	-6.4	4.9
Machinery and vehicle wholesaling.	57	110301	2.2	6.0	-3.6	5.4	-6.4	4.9
Professional and commercial equipment wholesaling.	57	1104	4.7	1.0	-4.1	1.2	1.8	4.1
Professional and commercial equipment wholesaling.	57	110401	4.7	1.0	-4.1	1.2	1.8	4.1
Furnishings wholesaling.	57	2	3.1	0.1	-0.7	0.9	0.1	0.5
Furnishings wholesaling.	57	21	3.1	0.1	-0.7	0.9	0.1	0.5
Furnishings wholesaling.	57	2101	3.1	0.1	-0.7	0.9	0.1	0.5
Furnishings wholesaling.	57	210101	3.1	0.1	-0.7	0.9	0.1	0.5
Building materials, paint, and hardware wholesaling.	57	3	-0.6	1.7	-0.5	1.9	1.9	0.0
Building materials, paint, and hardware wholesaling.	57	31	-0.6	1.7	-0.5	1.9	1.9	0.0
Building materials, paint, and hardware wholesaling.	57	3101	-0.6	1.7	-0.5	1.9	1.9	0.0
Building materials, paint, and hardware wholesaling.	57	310101	-0.6	1.7	-0.5	1.9	1.9	0.0
Metals, minerals, and ores wholesaling.	57	4	-3.0	-6.2	-2.0	-2.8	0.4	-0.6
Metals, minerals, and ores wholesaling.	57	41	-3.0	-6.2	-2.0	-2.8	0.4	-0.6
Metals, minerals, and ores wholesaling.	57	4101	-3.0	-6.2	-2.0	-2.8	0.4	-0.6
Metals, minerals, and ores wholesaling.	57	410101	-3.0	-6.2	-2.0	-2.8	0.4	-0.6
Chemicals and allied products wholesaling.	57	5	5.2	-0.2	2.0	-0.4	2.0	0.4
Chemicals and allied products wholesaling.	57	51	5.2	-0.2	2.0	-0.4	2.0	0.4
Chemicals and allied products wholesaling.	57	5101	5.2	-0.2	2.0	-0.4	2.0	0.4
Chemicals and allied products wholesaling.	57	510101	5.2	-0.2	2.0	-0.4	2.0	0.4
Paper and plastics products wholesaling.	57	6	-3.1	-0.8	-0.9	-0.5	1.7	0.2
Paper and plastics products wholesaling.	57	61	-3.1	-0.8	-0.9	-0.5	1.7	0.2
Paper and plastics products wholesaling.	57	6101	-3.1	-0.8	-0.9	-0.5	1.7	0.2
Paper and plastics products wholesaling.	57	610101	-3.1	-0.8	-0.9	-0.5	1.7	0.2
Apparel wholesaling.	57	7	-4.2	-5.6	0.5	0.8	0.0	0.0
Apparel wholesaling.	57	71	-4.2	-5.6	0.5	0.8	0.0	0.0
Apparel wholesaling.	57	7101	-4.2	-5.6	0.5	0.8	0.0	0.0
Apparel wholesaling.	57	710101	-4.2	-5.6	0.5	0.8	0.0	0.0
Food and alcohol wholesaling.	57	8	6.8	1.6	-0.2	1.1	-1.3	-0.4
Food and alcohol wholesaling.	57	81	6.8	1.6	-0.2	1.1	-1.3	-0.4
Food wholesaling.	57	8101	7.0	1.8	-0.1	1.3	-1.6	-0.5
Food wholesaling.	57	810101	7.0	1.8	-0.1	1.3	-1.6	-0.5
Alcohol wholesaling.	57	8102	5.5	-0.1	-0.7	-0.4	0.8	-0.3
Alcohol wholesaling.	57	810201	5.5	-0.1	-0.7	-0.4	0.8	-0.3
Other commodities wholesaling.	57	9	-1.7	-0.8	2.3	2.2	-2.1	-1.7

See footnotes at end of table.

Table 7. Producer price index percentage changes for commodity and service groupings and individual items, not seasonally adjusted — Continued
 [August 2024]

Title	Commodity code		Unadjusted 12-month percent change ¹	Unadjusted 1-month percent change ¹				
	Group code	Item code		Aug. 2023 to Aug. 2024 ^P	Mar. to Apr.	Apr. to May ^P	May to June ^P	June to July ^P
Other commodities wholesaling.....	57	91	-1.7	-0.8	2.3	2.2	-2.1	-1.7
Other commodities wholesaling.....	57	9101	-1.7	-0.8	2.3	2.2	-2.1	-1.7
Other commodities wholesaling.....	57	910101	-1.7	-0.8	2.3	2.2	-2.1	-1.7
Retail trade services.....	58	—	-2.8	-0.5	1.5	0.0	-1.9	0.7
Food and alcohol retailing.....	58	1	-1.4	1.0	1.5	-0.5	-2.1	-1.8
Food and alcohol retailing.....	58	11	-1.4	1.0	1.5	-0.5	-2.1	-1.8
Food retailing.....	58	1102	-1.2	1.2	1.4	-0.3	-2.1	-1.7
Food retailing.....	58	110201	-1.2	1.2	1.4	-0.3	-2.1	-1.7
Alcohol retailing.....	58	1103	-3.3	-0.4	2.2	-1.2	-2.4	-3.0
Alcohol retailing.....	58	110301	-3.3	-0.4	2.2	-1.2	-2.4	-3.0
Health and beauty care retailing, including optical goods.....	58	2	2.7	0.2	1.5	0.7	-0.2	-1.3
Health and beauty care retailing, including optical goods.....	58	21	2.7	0.2	1.5	0.7	-0.2	-1.3
Health and beauty care retailing, including optical goods.....	58	2101	2.7	0.2	1.5	0.7	-0.2	-1.3
Health and beauty care retailing, including optical goods.....	58	210101	2.7	0.2	1.5	0.7	-0.2	-1.3
Apparel, jewelry, footwear, and accessories retailing.....	58	3	-2.9	-1.6	-1.7	-2.1	-5.5	1.1
Apparel, jewelry, footwear, and accessories retailing.....	58	31	-2.9	-1.6	-1.7	-2.1	-5.5	1.1
Apparel, footwear, and accessories retailing.....	58	3101	-4.0	-2.6	-2.0	-3.0	-5.7	1.6
Apparel, footwear, and accessories retailing.....	58	310101	-4.0	-2.6	-2.0	-3.0	-5.7	1.6
Jewelry retailing.....	58	3102	3.4	4.3	0.3	3.0	-4.4	-1.5
Jewelry retailing.....	58	310201	3.4	4.3	0.3	3.0	-4.4	-1.5
Computer hardware, software, and supplies retailing.....	58	4	20.0	15.7	3.0	16.4	4.4	9.7
Computer hardware, software, and supplies retailing.....	58	41	20.0	15.7	3.0	16.4	4.4	9.7
Computer hardware, software, and supplies retailing.....	58	4101	20.0	15.7	3.0	16.4	4.4	9.7
Computer hardware, software, and supplies retailing.....	58	410101	20.0	15.7	3.0	16.4	4.4	9.7
TV, video, and photographic equipment and supplies retailing.....	58	5	-3.6	-0.7	-0.3	1.3	2.2	-4.2
TV, video, and photographic equipment and supplies retailing.....	58	51	-3.6	-0.7	-0.3	1.3	2.2	-4.2
TV, video, and photographic equipment and supplies retailing.....	58	5101	-3.6	-0.7	-0.3	1.3	2.2	-4.2
TV, video, and photographic equipment and supplies retailing.....	58	510101	-3.6	-0.7	-0.3	1.3	2.2	-4.2
Automobiles and automobile parts retailing.....	58	6	-27.6	-1.4	2.4	-1.7	-3.2	-2.1
Automobiles and automobile parts retailing.....	58	61	-27.6	-1.4	2.4	-1.7	-3.2	-2.1
Automobile retailing (Partial).....	58	6101	-36.8	-0.9	3.3	-4.0	-5.1	-2.4
Automobile retailing (Partial).....	58	610101	-36.8	-0.9	3.3	-4.0	-5.1	-2.4
Automotive parts, including tires, retailing.....	58	6102	-2.5	-2.4	0.6	2.9	0.4	-1.6
Automotive parts, including tires, retailing.....	58	610201	-2.5	-2.4	0.6	2.9	0.4	-1.6
RVs, trailers, and campers retailing.....	58	8	14.6	-8.7	26.2	-16.5	17.4	1.6
RVs, trailers, and campers retailing.....	58	81	14.6	-8.7	26.2	-16.5	17.4	1.6
RVs, trailers, and campers retailing.....	58	8101	14.6	-8.7	26.2	-16.5	17.4	1.6
RVs, trailers, and campers retailing.....	58	810101	14.6	-8.7	26.2	-16.5	17.4	1.6
Sporting goods, including boats, retailing.....	58	9	1.8	4.3	-2.6	1.4	-6.3	5.2
Sporting goods, including boats, retailing.....	58	91	1.8	4.3	-2.6	1.4	-6.3	5.2
Sporting goods, including boats, retailing.....	58	9101	1.8	4.3	-2.6	1.4	-6.3	5.2
Sporting goods, including boats, retailing.....	58	910101	1.8	4.3	-2.6	1.4	-6.3	5.2
Lawn, garden, and farm equipment and supplies retailing.....	58	A	2.8	0.2	0.7	0.4	-0.2	1.8
Lawn, garden, and farm equipment and supplies retailing.....	58	A1	2.8	0.2	0.7	0.4	-0.2	1.8
Lawn, garden, and farm equipment and supplies retailing.....	58	A101	2.8	0.2	0.7	0.4	-0.2	1.8
Lawn, garden, and farm equipment and supplies retailing.....	58	A10101	2.8	0.2	0.7	0.4	-0.2	1.8
Furniture retailing.....	58	B	-4.3	-2.9	-1.6	0.9	-0.4	5.3
Furniture retailing.....	58	B1	-4.3	-2.9	-1.6	0.9	-0.4	5.3
Furniture retailing.....	58	B101	-4.3	-2.9	-1.6	0.9	-0.4	5.3
Furniture retailing.....	58	B10101	-4.3	-2.9	-1.6	0.9	-0.4	5.3
Flooring and floor coverings retailing.....	58	C	4.8	0.0	1.7	-1.4	2.6	-0.3
Flooring and floor coverings retailing.....	58	C1	4.8	0.0	1.7	-1.4	2.6	-0.3
Flooring and floor coverings retailing.....	58	C101	4.8	0.0	1.7	-1.4	2.6	-0.3
Flooring and floor coverings retailing.....	58	C10101	4.8	0.0	1.7	-1.4	2.6	-0.3
Hardware and building materials and supplies retailing.....	58	D	3.1	3.3	-3.7	0.4	-0.6	0.1
Hardware and building materials and supplies retailing.....	58	D1	3.1	3.3	-3.7	0.4	-0.6	0.1
Hardware and building materials and supplies retailing.....	58	D101	3.1	3.3	-3.7	0.4	-0.6	0.1

See footnotes at end of table.

Table 7. Producer price index percentage changes for commodity and service groupings and individual items, not seasonally adjusted — Continued
 [August 2024]

Title	Commodity code		Unadjusted 12-month percent change ¹	Unadjusted 1-month percent change ¹				
	Group code	Item code		Aug. 2023 to Aug. 2024 ^P	Mar. to Apr.	Apr. to May ^P	May to June ^P	June to July ^P
Hardware and building materials and supplies retailing.....	58	D10101	3.1	3.3	-3.7	0.4	-0.6	0.1
Major household appliance retailing.....	58	E	-9.1	1.6	1.7	1.1	-2.0	-7.1
Major household appliance retailing.....	58	E1	-9.1	1.6	1.7	1.1	-2.0	-7.1
Major household appliance retailing.....	58	E101	-9.1	1.6	1.7	1.1	-2.0	-7.1
Major household appliance retailing.....	58	E10101	-9.1	1.6	1.7	1.1	-2.0	-7.1
Fuels and lubricants retailing.....	58	F	21.3	-9.8	13.0	4.0	-5.1	14.4
Fuels and lubricants retailing.....	58	F1	21.3	-9.8	13.0	4.0	-5.1	14.4
Automotive fuels and lubricants retailing.....	58	F101	22.3	-11.8	15.7	6.2	-5.9	17.0
Automotive fuels and lubricants retailing.....	58	F10101	22.3	-11.8	15.7	6.2	-5.9	17.0
Household fuels retailing.....	58	F102	15.6	-0.2	1.7	-6.6	-0.7	0.5
Household fuels retailing.....	58	F10201	15.6	-0.2	1.7	-6.6	-0.7	0.5
Cleaning supplies and paper products retailing.....	58	G	0.4	-0.5	1.1	0.1	1.0	-1.4
Cleaning supplies and paper products retailing.....	58	G1	0.4	-0.5	1.1	0.1	1.0	-1.4
Cleaning supplies and paper products retailing.....	58	G101	0.4	-0.5	1.1	0.1	1.0	-1.4
Cleaning supplies and paper products retailing.....	58	G10101	0.4	-0.5	1.1	0.1	1.0	-1.4
Book retailing.....	58	H	0.7	-1.4	-0.3	3.2	2.1	-3.8
Book retailing.....	58	H1	0.7	-1.4	-0.3	3.2	2.1	-3.8
Book retailing.....	58	H101	0.7	-1.4	-0.3	3.2	2.1	-3.8
Book retailing.....	58	H10101	0.7	-1.4	-0.3	3.2	2.1	-3.8
Other merchandise retailing (partial).....	58	I	3.0	-0.5	1.5	-0.5	-0.9	0.0
Other merchandise retailing (partial).....	58	I1	3.0	-0.5	1.5	-0.5	-0.9	0.0
Other merchandise retailing (partial).....	58	I101	3.0	-0.5	1.5	-0.5	-0.9	0.0
Other merchandise retailing (partial).....	58	I10101	3.0	-0.5	1.5	-0.5	-0.9	0.0
Metal treatment services.....	59	-	2.3	0.3	-0.2	0.1	-0.1	0.0
Metal treatment services.....	59	1	2.3	0.3	-0.2	0.1	-0.1	0.0
Metal treatment services.....	59	11	2.3	0.3	-0.2	0.1	-0.1	0.0
Metal plating and polishing.....	59	1101	0.6	0.4	1.2	0.0	0.0	0.0
Metal plating and polishing.....	59	110111	0.6	0.4	1.2	0.0	0.0	0.0
Metal coating and allied services.....	59	1102	-0.1	-0.7	-0.3	0.2	-0.3	0.0
Metal coating and allied services.....	59	110222	-0.1	-0.7	-0.3	0.2	-0.3	0.0
Metal heat treating.....	59	1103	11.1	2.4	-1.8	0.0	0.0	0.0
Metal heat treating.....	59	110349	11.1	2.4	-1.8	0.0	0.0	0.0
Mining services.....	60	-	3.9	1.3	0.0	-1.0	0.4	1.5
Mining services.....	60	1	3.9	1.3	0.0	-1.0	0.4	1.5
Mining services.....	60	11	3.9	1.3	0.0	-1.0	0.4	1.5
Support activities for coal mining.....	60	1102	2.5	1.2	-0.1	0.3	0.8	0.0
Support activities for coal mining.....	60	110201	2.5	1.2	-0.1	0.3	0.8	0.0
Drilling oil and gas wells services.....	60	1103	-1.6	1.3	0.0	0.0	-0.3	-0.2
Drilling oil and gas wells services.....	60	110301	-1.6	1.3	0.0	0.0	-0.3	-0.2
Support activities for oil and gas operations.....	60	1104	5.9	1.4	0.0	-1.5	0.8	2.1
Support activities for oil and gas operations.....	60	110401	5.9	1.4	0.0	-1.5	0.8	2.1
Metal and nonmetallic minerals mining services.....	60	1106	2.2	0.0	0.0	0.0	-1.7	-0.1
Metal and nonmetallic minerals mining services.....	60	110601	2.2	0.0	0.0	0.0	-1.7	-0.1
Contract work on textile products, apparel, and leather.....	61	-	2.5	-0.1	-0.1	0.7	0.0	1.4
Contract work on textile products and apparel.....	61	1	2.6	-0.1	-0.1	0.7	0.0	1.4
Contract work on textile products and apparel.....	61	11	2.6	-0.1	-0.1	0.7	0.0	1.4
Contract work on textile products.....	61	1102	-1.4	-0.1	-0.1	-0.1	-0.1	0.0
Commission finishing of broadwoven fabrics.....	61	110201	-1.4	-0.2	-0.1	-0.1	-0.1	0.0
Commission finishing of cotton broadwoven fabrics.....	61	1102011	-0.5	-0.1	0.0	0.0	0.0	0.0
Other commission finishing of broadwoven fabrics (excl. cotton & wool).....	61	1102012	-1.6	-0.2	-0.1	-0.1	-0.1	0.0
Commission knit or knit & finishing of weft & warp knit fabric.....	61	110204	2.1	2.2	-1.0	0.0	0.0	0.3
Contract work on apparel.....	61	1103	7.3	0.0	0.0	1.5	0.0	3.0
Contract work on women's, girls' and infants' apparel.....	61	11031	-	0.0	0.0	1.6	-	-
Contract work on men's and boys' (including unisex) apparel.....	61	11032	5.6	0.0	0.0	1.4	0.0	0.0
Contract work on men's and boys' pants, work apparel, and other outerwear.....	61	110321	8.9	0.0	0.0	0.0	0.0	0.0
Contract work on men's and boys' shirts, tailored suits/coats/jackets, & underwear/nightwear.....	61	110323	-	0.0	0.0	0.0	-	-

See footnotes at end of table.

Table 7. Producer price index percentage changes for commodity and service groupings and individual items, not seasonally adjusted — Continued
 [August 2024]

Title	Commodity code		Unadjusted 12-month percent change ¹	Unadjusted 1-month percent change ¹				
	Group code	Item code		Aug. 2023 to Aug. 2024 ^p	Mar. to Apr.	Apr. to May ^p	May to June ^p	June to July ^p
Contract & commission receipts for tanning or finishing leather owned by others.....	61	2	-0.2	-0.2	-0.3	0.0	0.0	0.1
Contract & commission receipts for tanning or finishing leather owned by others.....	61	21	-0.2	-0.2	-0.3	0.0	0.0	0.1
Contract and commission receipts for tanning or finishing leather owned by others.....	61	2101	-0.2	-0.2	-0.3	0.0	0.0	0.1
Contract and commission receipts for tanning or finishing leather owned by others.....	61	210101	-0.2	-0.2	-0.3	0.0	0.0	0.1
Construction (partial).....	80	—	1.5	0.4	0.0	0.3	0.7	0.1
New nonresidential building construction.....	80	1	1.2	0.0	0.0	0.4	0.8	0.0
New nonresidential building construction.....	80	11	1.2	0.0	0.0	0.4	0.8	0.0
New warehouse building construction.....	80	1101	0.3	0.3	0.0	0.0	0.2	-0.1
New warehouse building construction.....	80	110101	0.3	0.3	0.0	0.0	0.2	-0.1
New school building construction.....	80	1102	1.7	0.3	-0.2	0.1	1.3	0.0
New school building construction.....	80	110201	1.7	0.3	-0.2	0.1	1.3	0.0
New office building construction.....	80	1103	2.0	-0.4	0.0	1.1	1.3	-0.3
New office building construction.....	80	110301	2.0	-0.4	0.0	1.1	1.3	-0.3
New industrial building construction.....	80	1104	0.1	-0.1	0.0	0.1	-0.2	0.0
New industrial building construction.....	80	110401	0.1	-0.1	0.0	0.1	-0.2	0.0
New health care building construction.....	80	1105	0.9	0.1	0.0	0.0	0.3	0.9
New health care building construction.....	80	110501	0.9	0.1	0.0	0.0	0.3	0.9
Maintenance and repair of nonresidential buildings (partial).....	80	2	4.3	2.9	0.0	0.1	0.0	0.1
Maintenance and repair of nonresidential buildings (partial).....	80	21	4.3	2.9	0.0	0.1	0.0	0.1
Maintenance and repair of nonresidential buildings (partial).....	80	2101	4.3	2.9	0.0	0.1	0.0	0.1
Maintenance and repair of nonresidential buildings (partial).....	80	210101	4.3	2.9	0.0	0.1	0.0	0.1

¹ All indexes are subject to revision for 4 months after their originally scheduled publication to incorporate late reports and corrections by survey respondents.

² Due to incomplete coverage of the services sector, some services indexes in this table reflect only a portion of their wherever-provided output. These indexes are flagged using the term "partial" at the end of their titles. For more information regarding wherever-provided services indexes, go to <https://www.bls.gov/ppi/wepnotice.htm>. This webpage includes methodology documentation, a table identifying missing coverage areas for those indexes with incomplete coverage, and a concordance table between wherever-provided services indexes and Census product codes.

p Preliminary

"—" Data not available.

Table 8. Producer price indexes and percentage changes for selected commodity and service groupings and individual items, seasonally adjusted
 [August 2024, Index base 1982=100, unless otherwise indicated]

Title	Commodity code		Other index base	Seasonally adjusted index ¹					Seasonally adjusted 1-month percent change ¹		
	Group code	Item code		Apr. 2024	May 2024 ^P	June 2024 ^P	July 2024 ^P	Aug. 2024 ^P	May to June ^P	June to July ^P	July to Aug. ^P
Goods											
Fruits & melons, fresh/dry vegs. & nuts.....	01	1		-	-	-	-	-	-	-	-
Fresh fruits and melons.....	01	11		-	-	-	-	-	-	-	-
Citrus fruits.....	01	1101		345.060	341.333	342.086	330.437	348.423	0.2	-3.4	5.4
Other fruits and berries.....	01	1102		-	-	-	-	-	-	-	-
Melons.....			12/91	-	-	-	-	-	-	-	-
Fresh and dry vegetables.....	01	13		-	-	-	-	-	-	-	-
Dry vegetables.....	01	1301		-	-	-	-	-	-	-	-
Fresh vegetables, except potatoes.....	01	1302		-	-	-	-	-	-	-	-
Sweet potatoes.....	01	1303		174.284	175.395	173.109	172.527	167.805	-1.3	-0.3	-2.7
Potatoes.....	01	1306	12/11	109.816	106.030	97.711	103.079	102.976	-7.8	5.5	-0.1
Tree nuts.....				-	-	-	-	-	-	-	-
Tree nuts.....				-	-	-	-	-	-	-	-
Grains.....	01	2		165.598	178.971	175.294	164.178	162.297	-2.1	-6.3	-1.1
Wheat.....	01	21		-	-	-	-	-	-	-	-
Wheat.....	01	2101		-	-	-	-	-	-	-	-
Other grains.....	01	22		166.154	177.379	176.754	166.559	166.005	-0.4	-5.8	-0.3
Barley.....	01	2201		-	-	-	-	-	-	-	-
Corn.....	01	2202		162.126	173.144	172.792	163.296	163.230	-0.2	-5.5	0.0
Oats.....	01	2203		-	-	-	-	-	-	-	-
Rye.....	01	2204		-	-	-	-	-	-	-	-
Sorghum.....	01	2205	12/91	-	-	-	-	-	-	-	-
Rough rice.....	01	23	12/91	132.100	129.679	126.141	125.227	121.651	-2.7	-0.7	-2.9
Rough rice.....	01	2301	12/91	132.100	129.679	126.141	125.227	121.651	-2.7	-0.7	-2.9
Livestock.....	01	3		263.241	265.765	255.059	260.909	249.419	-4.0	2.3	-4.4
Slaughter cattle.....	01	31		281.029	296.784	292.789	304.179	295.179	-1.3	3.9	-3.0
Slaughter steers and heifers.....	01	3101		272.159	287.183	286.683	295.429	287.550	-0.2	3.1	-2.7
Slaughter cows and bulls.....	01	3102		280.978	290.409	285.003	298.536	288.453	-1.9	4.7	-3.4
Slaughter vealers.....	01	3103		106.628	105.136	106.005	106.047	112.098	0.8	0.0	5.7
Slaughter hogs.....	01	32		124.866	111.380	94.819	96.372	89.984	-14.9	1.6	-6.6
Slaughter barrows and gilts.....	01	3201		123.832	111.243	93.395	94.434	88.217	-16.0	1.1	-6.6
Slaughter sows.....	01	3202		-	-	-	-	-	-	-	-
Slaughter lambs.....	01	33		424.370	449.154	476.790	399.404	380.138	6.2	-16.2	-4.8
Slaughter lambs.....	01	3301		424.370	449.154	476.790	399.404	380.138	6.2	-16.2	-4.8
Feeder and replacement cattle.....			09/21	-	-	-	-	-	-	-	-
Feeder and replacement cattle.....			09/21	-	-	-	-	-	-	-	-
Slaughter poultry.....	01	4		311.857	307.752	311.337	338.194	348.217	1.2	8.6	3.0
Slaughter chickens.....	01	41		333.908	325.348	333.998	363.667	383.800	2.7	8.9	5.5
Broilers and other meat type chickens.....	01	4102		338.554	329.876	338.646	368.728	389.140	2.7	8.9	5.5
Slaughter turkeys.....	01	42		213.297	230.559	209.675	226.812	188.438	-9.1	8.2	-16.9
Slaughter turkeys.....	01	4201		213.297	230.559	209.675	226.812	188.438	-9.1	8.2	-16.9
Slaughter ducks.....	01	43	12/91	-	-	-	-	-	-	-	-
Slaughter ducks.....	01	4301	12/91	-	-	-	-	-	-	-	-
Raw cotton.....	01	5		-	-	-	-	-	-	-	-
Raw cotton.....	01	51		-	-	-	-	-	-	-	-
Raw cotton.....	01	5101		-	-	-	-	-	-	-	-
Raw milk.....	01	6		155.149	170.524	178.971	183.121	181.667	5.0	2.3	-0.8
Raw milk.....	01	61		155.777	171.214	179.695	183.862	182.402	5.0	2.3	-0.8
Raw milk.....	01	6101		155.777	171.214	179.695	183.862	182.402	5.0	2.3	-0.8
Chicken eggs.....	01	7		-	-	-	-	-	-	-	-
Chicken eggs.....	01	71		-	-	-	-	-	-	-	-
Eggs for fresh use.....	01	7107	12/91	-	-	-	-	-	-	-	-
Breaker stock and checks and undergrades.....	01	7108	12/91	-	-	-	-	-	-	-	-
Hay, hayseeds, and oilseeds.....	01	8		231.242	249.453	235.855	233.224	210.468	-5.5	-1.1	-9.8
Hay and hayseeds.....	01	81		-	-	-	-	-	-	-	-
Hay and hayseeds.....	01	8101		-	-	-	-	-	-	-	-
Oilseeds.....	01	83		207.568	217.258	210.396	206.195	192.594	-3.2	-2.0	-6.6
Oilseeds.....	01	8301		207.568	217.258	210.396	206.195	192.594	-3.2	-2.0	-6.6
Cereal and bakery products.....	02	1		326.977	328.527	328.052	327.796	328.147	-0.1	-0.1	0.1
Bakery products.....	02	11		-	-	-	-	-	-	-	-
Bread (white, wheat, rye, etc.), including frozen.....			06/06	-	-	-	-	-	-	-	-
Rolls (bread-type), muffins, bagels, and croissants.....	02	1105		-	-	-	-	-	-	-	-
Other sweet goods, excluding frozen.....				-	-	-	-	-	-	-	-
Soft cakes, excluding frozen.....	02	1108		-	-	-	-	-	-	-	-

See footnotes at end of table.

Table 8. Producer price indexes and percentage changes for selected commodity and service groupings and individual items, seasonally adjusted — Continued
 [August 2024, Index base 1982=100, unless otherwise indicated]

Title	Commodity code		Other index base	Seasonally adjusted index ¹					Seasonally adjusted 1-month percent change ¹		
	Group code	Item code		Apr. 2024	May 2024 ^P	June 2024 ^P	July 2024 ^P	Aug. 2024 ^P	May to June ^P	June to July ^P	July to Aug. ^P
Pies (fruit, cream, and custard), excluding frozen.....				-	-	-	-	-	-	-	-
Cookies, crackers, and related products.....	02	1121		-	-	-	-	-	-	-	-
Retail bakery products, excluding retail trade.....	02	1130	06/14	-	-	-	-	-	-	-	-
Flour and flour base mixes and doughs.....	02	12		-	-	-	-	-	-	-	-
Wheat flour.....	02	1203		-	-	-	-	-	-	-	-
Flour base mixes and doughs.....	02	1204		-	-	-	-	-	-	-	-
Milled rice and byproducts.....	02	13		-	-	-	-	-	-	-	-
Head rice.....	02	1301		-	-	-	-	-	-	-	-
Milled rice (incl second heads, screenings, brewers, bran, sharps, rice flour, and byproducts).....	02	1302	06/84	-	-	-	-	-	-	-	-
Cereal and pasta products.....	02	14		298.518	301.201	300.970	300.972	301.750	-0.1	0.0	0.3
Dry macaroni, spaghetti, and egg noodle products, made from purchased flour.....	02	1402	06/85	-	-	-	-	-	-	-	-
Cereal and mill products, other than flour.....	02	1409	06/85	280.246	283.312	283.048	283.046	283.935	-0.1	0.0	0.3
Meats, poultry, and fish.....	02	2		235.746	235.407	232.884	238.940	233.105	-1.1	2.6	-2.4
Meats.....	02	21		243.035	241.949	242.121	252.721	242.214	0.1	4.4	-4.2
Beef and veal products, fresh or frozen.....	02	2101		293.892	289.142	294.912	317.543	293.219	2.0	7.7	-7.7
Lamb/mutton, fresh or frozen, not canned or made into sausage, made in slaughtering plants.....	02	2103		-	-	-	-	-	-	-	-
Pork products, fresh, frozen, or processed, except sausage.....	02	2104		177.978	181.786	176.217	179.477	175.629	-3.1	1.8	-2.1
Other meats, fresh, frozen, or canned.....	02	2105		230.065	227.815	228.235	233.106	230.765	0.2	2.1	-1.0
Processed poultry.....	02	22		177.364	178.659	174.355	172.871	174.426	-2.4	-0.9	0.9
Young chickens, including bulk, chilled, frozen, whole, and in parts.....	02	2203		208.318	201.890	205.895	204.077	207.332	2.0	-0.9	1.6
Turkeys, including frozen, whole, and in parts.....	02	2206		-	-	-	-	-	-	-	-
Canned, cooked, smoked or prepared poultry.....	02	2208		-	-	-	-	-	-	-	-
Chicken hens and other poultry/small game.....			12/90	-	-	-	-	-	-	-	-
Unprocessed and prepared seafood.....	02	23		429.784	427.241	405.254	405.190	408.016	-5.1	0.0	0.7
Unprocessed finfish.....	02	2301		-	-	-	-	-	-	-	-
Unprocessed shellfish.....	02	2305	12/91	282.946	312.708	292.707	284.576	284.943	-6.4	-2.8	0.1
Prepared fresh and frozen seafood.....			12/11	-	-	-	-	-	-	-	-
Dairy products.....	02	3		-	-	-	-	-	-	-	-
Fluid milk products.....	02	31		-	-	-	-	-	-	-	-
Packaged fluid milk and related products.....	02	3103	12/82	-	-	-	-	-	-	-	-
Cottage cheese.....	02	3104	12/82	-	-	-	-	-	-	-	-
Other milk products.....	02	3105	12/82	-	-	-	-	-	-	-	-
Bulk fluid milk and cream.....	02	3106	12/91	-	-	-	-	-	-	-	-
Butter.....	02	32		-	-	-	-	-	-	-	-
Butter.....	02	3201		-	-	-	-	-	-	-	-
Natural, processed, and imitation cheese.....	02	33		-	-	-	-	-	-	-	-
Natural cheese, except cottage cheese.....	02	3302		-	-	-	-	-	-	-	-
Processed cheese and related products.....	02	3303		-	-	-	-	-	-	-	-
Raw liquid whey.....			12/04	-	-	-	-	-	-	-	-
Ice cream and frozen desserts.....	02	34		285.977	287.163	287.926	287.453	288.229	0.3	-0.2	0.3
Ice cream and frozen desserts.....	02	3402	06/83	282.117	283.285	284.077	283.568	284.359	0.3	-0.2	0.3
Dry, condensed, and evaporated milk products.....	02	35		-	-	-	-	-	-	-	-
Dry milk products, including feed grade.....	02	3502	12/83	-	-	-	-	-	-	-	-
Liquid milk products.....			12/83	-	-	-	-	-	-	-	-
Ice cream mixes and related products.....			06/02	-	-	-	-	-	-	-	-
Processed fruits and vegetables.....	02	4		-	-	-	-	-	-	-	-
Canned fruits and juices.....	02	41		-	-	-	-	-	-	-	-
Canned fruits, excluding baby foods.....	02	4101		-	-	-	-	-	-	-	-
Canned and fresh fruit juices, nectars, and concentrates.....	02	4102		-	-	-	-	-	-	-	-
Frozen fruits, juices and ades.....	02	42		-	-	-	-	-	-	-	-
Frozen fruits.....	02	4202		-	-	-	-	-	-	-	-
Canned vegetables and juices.....	02	44		-	-	-	-	-	-	-	-
Canned vegetables and juices.....	02	4401		-	-	-	-	-	-	-	-
Frozen vegetables.....	02	45		-	-	-	-	-	-	-	-
Frozen potato products (French-fried, patties, puffs, etc.).....	02	4502	12/90	348.874	345.964	342.568	347.186	347.721	-1.0	1.3	0.2
Frozen vegetables, other than potato products.....	02	4505	12/90	-	-	-	-	-	-	-	-
Dried and dehydrated food.....			12/03	-	-	-	-	-	-	-	-
Dried and dehydrated food.....			12/03	-	-	-	-	-	-	-	-
Sugar and confectionery.....	02	5		-	-	-	-	-	-	-	-
Raw cane sugar and sugar cane mill products and byproducts.....				-	-	-	-	-	-	-	-
Raw cane sugar and sugarcane mill products and byproducts.....	02	5201		-	-	-	-	-	-	-	-
Refined sugar products and byproducts.....				-	-	-	-	-	-	-	-
Refined sugar products and byproducts.....			12/02	-	-	-	-	-	-	-	-
Confectionery materials.....	02	54		-	-	-	-	-	-	-	-
Confectionery materials.....	02	5401		-	-	-	-	-	-	-	-

See footnotes at end of table.

Table 8. Producer price indexes and percentage changes for selected commodity and service groupings and individual items, seasonally adjusted — Continued
 [August 2024, Index base 1982=100, unless otherwise indicated]

Title	Commodity code		Other index base	Seasonally adjusted index ¹					Seasonally adjusted 1-month percent change ¹		
	Group code	Item code		Apr. 2024	May 2024 ^P	June 2024 ^P	July 2024 ^P	Aug. 2024 ^P	May to June ^P	June to July ^P	July to Aug. ^P
Confectionery end products.....	02	55		-	-	-	-	-	-	-	-
Candy and nuts.....			06/83	-	-	-	-	-	-	-	-
Beverages and beverage materials.....	02	6		256.199	256.588	256.957	257.953	259.850	0.1	0.4	0.7
Alcoholic beverages.....	02	61		219.632	219.266	220.036	220.741	220.459	0.4	0.3	-0.1
Malt beverages.....	02	6101		233.661	234.093	234.202	234.874	235.024	0.0	0.3	0.1
Distilled and bottled liquor, excluding brandy.....	02	6102		192.672	193.255	195.865	198.285	198.323	1.4	1.2	0.0
Wines, brandy, and brandy spirits.....			12/83	-	-	-	-	-	-	-	-
Soft drinks.....	02	62		-	-	-	-	-	-	-	-
Soft drinks, non-carbonated and bottled water.....				-	-	-	-	-	-	-	-
Soft drinks, carbonated, bottle/can, all types.....			12/11	-	-	-	-	-	-	-	-
Soft drinks, energy and sport.....			01/24	-	-	-	-	-	-	-	-
Packaged beverage materials.....	02	63		-	-	-	-	-	-	-	-
Coffee (whole bean, ground, & instant).....	02	6301		-	-	-	-	-	-	-	-
Tea in consumer packages, exc. canned ice tea.....	02	6303		-	-	-	-	-	-	-	-
Other beverage materials.....	02	64		325.528	328.204	330.368	330.025	330.381	0.7	-0.1	0.1
Other beverage materials.....	02	6401		325.528	328.204	330.368	330.025	330.381	0.7	-0.1	0.1
Fats and oils.....	02	7		-	-	-	-	-	-	-	-
Shortening, cooking oil, and margarine.....	02	78		-	-	-	-	-	-	-	-
Shortening, cooking oil, and margarine.....	02	7801		-	-	-	-	-	-	-	-
Other oilseed processing.....	02	7A		-	-	-	-	-	-	-	-
Other oilseed processing.....	02	7A01	12/04	-	-	-	-	-	-	-	-
Corn oil, crude and refined.....			01/16	-	-	-	-	-	-	-	-
Corn oil, made by wet milling.....			01/16	-	-	-	-	-	-	-	-
Miscellaneous processed foods.....	02	8		-	-	-	-	-	-	-	-
Canned jams, jellies, and preserves.....	02	81		-	-	-	-	-	-	-	-
Canned jams, jellies, and preserves.....				-	-	-	-	-	-	-	-
Pickles and other pickled products, including horseradish.....	02	82		-	-	-	-	-	-	-	-
Pickles and other pickled products.....	02	8201		-	-	-	-	-	-	-	-
Specialty canning.....	02	84		-	-	-	-	-	-	-	-
Specialty canning.....	02	8401		-	-	-	-	-	-	-	-
Frozen specialty food.....	02	85		-	-	-	-	-	-	-	-
Frozen specialty food.....	02	8501		-	-	-	-	-	-	-	-
Prepared sauces, except tomato.....				-	-	-	-	-	-	-	-
Prepared sauces, excluding tomato-based sauces and sauces comprised of 20 percent or more meat.....				-	-	-	-	-	-	-	-
Other miscellaneous processed foods.....				-	-	-	-	-	-	-	-
Other miscellaneous processed foods.....				-	-	-	-	-	-	-	-
Prepared animal feeds.....	02	9		228.672	229.302	230.814	232.446	230.651	0.7	0.7	-0.8
Soybean cake, meal, and other byproducts.....	02	92		-	-	-	-	-	-	-	-
Soybean cake, meal, and byproducts.....	02	9201		-	-	-	-	-	-	-	-
Formula feeds.....	02	93		241.734	242.479	243.954	246.203	247.422	0.6	0.9	0.5
Formula feeds.....	02	9301		241.734	242.479	243.954	246.203	247.422	0.6	0.9	0.5
Miscellaneous feedstuffs.....	02	94		317.643	315.709	319.512	318.470	315.334	1.2	-0.3	-1.0
Pet food.....	02	9402		-	-	-	-	-	-	-	-
Miscellaneous feedstuffs other than pet food.....	02	9403		261.621	259.261	266.531	275.633	271.182	2.8	3.4	-1.6
Synthetic fibers.....	03	1		-	-	-	-	-	-	-	-
Unprocessed filament yarns.....	03	15		-	-	-	-	-	-	-	-
Noncellulosic and cellulosic organic fibers.....			05/22	-	-	-	-	-	-	-	-
Processed yarns and threads.....	03	2		-	-	-	-	-	-	-	-
Yarns.....	03	26		-	-	-	-	-	-	-	-
Spun cotton yarns.....	03	2601		152.867	151.451	151.943	151.478	150.926	0.3	-0.3	-0.4
Spun synthetic yarns.....				-	-	-	-	-	-	-	-
Textured and twisted yarns.....	03	2604	12/88	-	-	-	-	-	-	-	-
Other spun noncellulosic and natural fiber (excluding cotton and wool) yarns.....	03	2607	06/08	-	-	-	-	-	-	-	-
Greige fabrics.....	03	3		-	-	-	-	-	-	-	-
Greige broadwoven fabrics.....	03	37		-	-	-	-	-	-	-	-
Greige manmade, silk, and other natural fiber (exc cotton/wool) broadwoven fabrics.....	03	3703		-	-	-	-	-	-	-	-
Greige knit fabrics.....	03	38		-	-	-	-	-	-	-	-
Weft (circular) knit fabrics, greige goods (excluding hosiery).....	03	3803		-	-	-	-	-	-	-	-
Warp knit fabrics, greige goods (excluding hosiery).....	03	3804		-	-	-	-	-	-	-	-
Tire cord and tire fabric.....	03	39	06/84	-	-	-	-	-	-	-	-
Tire cord and tire fabrics.....	03	3901	06/84	-	-	-	-	-	-	-	-
Finished fabrics.....	03	4		-	-	-	-	-	-	-	-
Finished broadwoven fabrics.....	03	42		-	-	-	-	-	-	-	-

See footnotes at end of table.

Table 8. Producer price indexes and percentage changes for selected commodity and service groupings and individual items, seasonally adjusted — Continued
 [August 2024, Index base 1982=100, unless otherwise indicated]

Title	Commodity code		Other index base	Seasonally adjusted index ¹					Seasonally adjusted 1-month percent change ¹		
	Group code	Item code		Apr. 2024	May 2024 ^P	June 2024 ^P	July 2024 ^P	Aug. 2024 ^P	May to June ^P	June to July ^P	July to Aug. ^P
Finished cotton broadwoven fabrics.....	03	4201		-	-	-	-	-	-	-	-
Finished manmade, silk, and other natural fiber (exc. cotton and wool) broadwoven fabrics.....	03	4203		-	-	-	-	-	-	-	-
Woven and braided narrow fabrics.....	03	44		-	-	-	-	-	-	-	-
Woven and braided narrow fabrics.....	03	4402	06/84	-	-	-	-	-	-	-	-
Nonwoven fabrics and felts.....	03	45		-	-	-	-	-	-	-	-
Nonwoven fabrics and felts.....	03	4503		-	-	-	-	-	-	-	-
Coated fabrics, not rubberized.....	03	46	06/85	-	-	-	-	-	-	-	-
Coated fabrics, not rubberized.....	03	4601	06/85	-	-	-	-	-	-	-	-
Screen printed textile materials, embroideries, and lace goods.....	03	47	06/85	224.845	224.828	225.097	226.030	225.959	0.1	0.4	0.0
Screen printed textile and apparel materials and embroideries.....	03	4701	06/85	225.181	225.190	225.391	226.293	226.247	0.1	0.4	0.0
Knit fabrics, finished in knitting mills.....			12/03	-	-	-	-	-	-	-	-
Weft (circular) knit fabrics, knit and finished in the same establishment (excluding hosiery).....			12/03	-	-	-	-	-	-	-	-
Warp knit goods, knit and finished in the same establishment.....			12/03	-	-	-	-	-	-	-	-
Apparel & other fabricated textile prods.....	03	8		-	-	-	-	-	-	-	-
Apparel.....	03	81		-	-	-	-	-	-	-	-
Miscellaneous apparel and accessories.....			12/83	-	-	-	-	-	-	-	-
Women's, girls', and infants' cut and sew apparel.....			12/03	-	-	-	-	-	-	-	-
Men's and boys' cut and sew apparel.....			12/03	-	-	-	-	-	-	-	-
Apparel made in knitting mills.....			12/03	-	-	-	-	-	-	-	-
Textile house furnishings.....	03	82		-	-	-	-	-	-	-	-
Textile house furnishings.....	03	8203	06/83	-	-	-	-	-	-	-	-
Industrial and other fabricated products.....				-	-	-	-	-	-	-	-
Industrial and other fabricated products.....	03	8303		-	-	-	-	-	-	-	-
Miscellaneous textile products/services.....	03	9	06/85	-	-	-	-	-	-	-	-
Miscellaneous textile products/services.....			09/18	-	-	-	-	-	-	-	-
Miscellaneous textile products/services.....			09/18	-	-	-	-	-	-	-	-
Hides and skins, incl. cattle.....	04	1		96.333	97.884	99.029	93.776	90.086	1.2	-5.3	-3.9
Hides and skins, incl. cattle.....	04	19	06/01	44.103	44.813	45.338	42.933	41.243	1.2	-5.3	-3.9
Hides, skins, and pelts, made in slaughtering plants.....	04	1901	06/01	44.103	44.813	45.338	42.933	41.243	1.2	-5.3	-3.9
Leather.....	04	2		203.777	206.818	205.190	201.490	198.477	-0.8	-1.8	-1.5
Finished and unfinished leather.....	04	27	12/97	111.711	113.378	112.486	110.457	108.806	-0.8	-1.8	-1.5
Finished and unfinished leather.....	04	2701	12/97	111.711	113.378	112.486	110.457	108.806	-0.8	-1.8	-1.5
Footwear.....	04	3		-	-	-	-	-	-	-	-
Men's nonathletic footwear.....	04	31		-	-	-	-	-	-	-	-
Men's footwear (size 6 and larger), excluding athletic.....	04	3105	12/93	-	-	-	-	-	-	-	-
Women's nonathletic footwear.....	04	32		-	-	-	-	-	-	-	-
Women's footwear (size 4 and larger), excluding athletic.....	04	3205	12/93	-	-	-	-	-	-	-	-
Other footwear including slippers.....	04	39	12/02	-	-	-	-	-	-	-	-
Other footwear, excluding rubber and plastic soled footwear.....	04	3901	12/02	-	-	-	-	-	-	-	-
Other leather and related products.....	04	4		-	-	-	-	-	-	-	-
Luggage and small leather goods.....	04	41		-	-	-	-	-	-	-	-
Luggage and small leather goods.....	04	4101		-	-	-	-	-	-	-	-
Leather and leather-like goods, n.e.c.....	04	45	06/85	-	-	-	-	-	-	-	-
Leather and leather-like goods, n.e.c.....	04	4501	06/85	-	-	-	-	-	-	-	-
Coal.....	05	1		-	-	-	-	-	-	-	-
Coal.....	05	13		-	-	-	-	-	-	-	-
Coal.....	05	1301		-	-	-	-	-	-	-	-
Gas fuels.....				-	-	-	-	-	-	-	-
Natural gas.....				-	-	-	-	-	-	-	-
Natural gas.....				-	-	-	-	-	-	-	-
Liquefied petroleum gas.....	05	32		-	-	-	-	-	-	-	-
Liquefied petroleum gas.....				-	-	-	-	-	-	-	-
Electric power.....	05	4		276.052	274.575	275.606	272.638	271.152	0.4	-1.1	-0.5
Residential electric power.....	05	41	12/90	232.789	233.023	232.282	230.552	227.959	-0.3	-0.7	-1.1
Residential electric power.....	05	4121	12/90	232.789	233.023	232.282	230.552	227.959	-0.3	-0.7	-1.1
Commercial electric power.....	05	42		262.724	260.534	262.252	258.542	258.370	0.7	-1.4	-0.1
Commercial electric power.....	05	4221	12/90	229.955	227.733	229.554	226.322	226.287	0.8	-1.4	0.0
Industrial electric power.....	05	43		310.114	302.499	306.653	304.655	304.711	1.4	-0.7	0.0
Industrial electric power.....	05	4321	12/90	260.754	254.364	257.867	256.162	256.221	1.4	-0.7	0.0
Transportation electric power.....	05	46	12/10	129.954	128.080	129.440	130.606	130.466	1.1	0.9	-0.1
Transportation electric power.....	05	4621	12/10	129.954	128.080	129.440	130.606	130.466	1.1	0.9	-0.1
Utility natural gas.....	05	5	12/90	262.525	257.720	264.538	267.667	259.586	2.6	1.2	-3.0
Residential natural gas.....	05	51	12/90	266.909	267.711	272.612	274.923	270.070	1.8	0.8	-1.8

See footnotes at end of table.

Table 8. Producer price indexes and percentage changes for selected commodity and service groupings and individual items, seasonally adjusted — Continued
 [August 2024, Index base 1982=100, unless otherwise indicated]

Title	Commodity code		Other index base	Seasonally adjusted index ¹					Seasonally adjusted 1-month percent change ¹		
	Group code	Item code		Apr. 2024	May 2024 ^P	June 2024 ^P	July 2024 ^P	Aug. 2024 ^P	May to June ^P	June to July ^P	July to Aug. ^P
Residential natural gas.....	05	5121	12/90	266.909	267.711	272.612	274.923	270.070	1.8	0.8	-1.8
Commercial natural gas.....	05	52	12/90	259.562	249.083	254.970	254.518	243.685	2.4	-0.2	-4.3
Commercial natural gas.....	05	5221	12/90	259.562	249.083	254.970	254.518	243.685	2.4	-0.2	-4.3
Industrial natural gas.....	05	53	12/90	206.122	198.745	201.572	207.782	193.934	1.4	3.1	-6.7
Industrial natural gas.....	05	5321	12/90	206.122	198.745	201.572	207.782	193.934	1.4	3.1	-6.7
Natural gas to electric power.....	05	54	12/90	227.733	219.998	228.848	233.230	224.753	4.0	1.9	-3.6
Natural gas to electric power.....	05	5421	12/90	227.733	219.998	228.848	233.230	224.753	4.0	1.9	-3.6
Crude petroleum (domestic production).....	05	6		-	-	-	-	-	-	-	-
Crude petroleum (domestic production).....	05	61		-	-	-	-	-	-	-	-
Crude petroleum (domestic production).....	05	6101		-	-	-	-	-	-	-	-
Petroleum products, refined.....	05	7		300.773	266.391	255.986	270.706	269.469	-3.9	5.8	-0.5
Gasoline.....	05	71		258.998	240.164	227.701	234.146	235.634	-5.2	2.8	0.6
Unleaded premium gasoline.....	05	7103		291.936	265.474	253.758	257.655	251.861	-4.4	1.5	-2.2
Unleaded regular gasoline.....	05	7104		250.657	233.646	221.212	228.357	231.907	-5.3	3.2	1.6
Unleaded mid-premium gasoline.....	05	7105	12/87	469.298	422.032	403.420	418.724	418.538	-4.4	3.8	0.0
Kerosene and jet fuels.....	05	72		-	-	-	-	-	-	-	-
Kerosene.....	05	7202		-	-	-	-	-	-	-	-
Jet fuel.....	05	7203		-	-	-	-	-	-	-	-
Light fuel oils.....	05	73		381.279	294.575	284.801	319.450	324.526	-3.3	12.2	1.6
Home heating oil and distillates.....	05	7302		251.365	236.081	227.297	246.845	239.686	-3.7	8.6	-2.9
No. 2 diesel fuel.....	05	7303		408.103	311.499	301.249	338.635	345.021	-3.3	12.4	1.9
Residual fuels (heavy fuel oils, incl. #5, #6, & other residual fuels).....	05	74		-	-	-	-	-	-	-	-
Residual fuels (heavy fuel oils, incl. #5, #6, & other residual fuels).....	05	7407	06/85	-	-	-	-	-	-	-	-
Finished lubricants.....	05	76		-	-	-	-	-	-	-	-
Lubricating grease.....	05	7603		-	-	-	-	-	-	-	-
Lubricating and similar oils.....	05	7604	06/85	-	-	-	-	-	-	-	-
Lubricating oil base stocks.....	05	77	06/09	-	-	-	-	-	-	-	-
Lubricating oil base stocks.....	05	7701	06/09	-	-	-	-	-	-	-	-
Asphalt and other petroleum and coal products, n.e.c.....	05	8	12/84	-	-	-	-	-	-	-	-
Asphalt and other petroleum and coal products, n.e.c.....	05	81	12/84	-	-	-	-	-	-	-	-
Asphalt.....	05	8102	06/85	253.598	263.457	255.464	247.687	239.462	-3.0	-3.0	-3.3
Other petroleum and coal products, including coke oven products, n.e.c.....	05	8103	12/84	-	-	-	-	-	-	-	-
Industrial chemicals.....	06	1		303.706	301.389	302.183	309.806	311.375	0.3	2.5	0.5
Basic inorganic chemicals.....	06	13		-	-	-	-	-	-	-	-
Inorganic chemicals, other than alkalis and chlorine.....	06	1302		-	-	-	-	-	-	-	-
Alkalis and chlorine, including natural sodium carbonate and sulfate.....	06	1303		-	-	-	-	-	-	-	-
Basic organic chemicals.....	06	14		298.633	295.236	296.037	306.014	308.139	0.3	3.4	0.7
Primary basic organic chemicals.....	06	1401		-	-	-	-	-	-	-	-
Cyclic intermediate chemicals and dyes.....	06	1402		-	-	-	-	-	-	-	-
Other basic organics.....	06	1403		278.821	277.138	280.135	285.732	287.521	1.1	2.0	0.6
Paints and allied products.....	06	2		-	-	-	-	-	-	-	-
Prepared paint.....	06	21		-	-	-	-	-	-	-	-
Architectural coatings.....	06	2101		-	-	-	-	-	-	-	-
OEM finishes excluding marine coatings.....	06	2102	06/83	-	-	-	-	-	-	-	-
Special purpose coatings, incl. marine, industrial & construction coatings.....	06	2103	06/83	-	-	-	-	-	-	-	-
Paint materials.....	06	22		-	-	-	-	-	-	-	-
Paint colors.....	06	2201		-	-	-	-	-	-	-	-
Allied and miscellaneous paint products.....	06	23	06/83	-	-	-	-	-	-	-	-
Allied and miscellaneous paint products.....	06	2301	06/83	-	-	-	-	-	-	-	-
Drugs and pharmaceuticals.....	06	3		675.720	676.297	676.748	676.766	681.132	0.1	0.0	0.6
Medicinal and botanical chemicals, drugs, and other products.....	06	31		-	-	-	-	-	-	-	-
Medicinal and botanical chemicals, drugs, and other products.....	06	3101	06/82	-	-	-	-	-	-	-	-
Veterinary pharmaceutical preparations.....	06	32		-	-	-	-	-	-	-	-
Pharmaceuticals for veterinary use.....	06	3201	12/87	-	-	-	-	-	-	-	-
Biological products, including diagnostics.....	06	37		334.454	334.160	334.318	333.969	337.203	0.0	-0.1	1.0
Biological products, excluding diagnostic, for veterinary, industrial, and all other misc. uses.....	06	3717	12/04	-	-	-	-	-	-	-	-
Diagnostics.....	06	3718	06/09	-	-	-	-	-	-	-	-
Biological products, excluding diagnostic, for human use.....	06	3719	06/09	155.159	155.739	156.264	156.382	158.742	0.3	0.1	1.5
Pharmaceutical preparations.....	06	38	06/01	292.334	292.814	293.086	293.198	294.743	0.1	0.0	0.5
Pharmaceuticals affecting neoplasms, the endocrine system, & metabolic diseases.....	06	3801	06/01	315.184	315.721	316.169	316.154	316.492	0.1	0.0	0.1
Pharmaceuticals acting on the central nervous system and the sense organs.....	06	3802	06/01	352.605	353.927	355.330	355.412	357.170	0.4	0.0	0.5
Pharmaceuticals acting on the cardiovascular system.....	06	3803	06/01	447.927	448.914	449.371	450.847	451.927	0.1	0.3	0.2
Pharmaceuticals acting on the respiratory system.....	06	3804	06/01	226.267	226.258	226.536	226.561	227.369	0.1	0.0	0.4
Pharmaceuticals acting on the digestive or the genito-urinary systems.....	06	3805	06/01	-	-	-	-	-	-	-	-

See footnotes at end of table.

Table 8. Producer price indexes and percentage changes for selected commodity and service groupings and individual items, seasonally adjusted — Continued
 [August 2024, Index base 1982=100, unless otherwise indicated]

Title	Commodity code		Other index base	Seasonally adjusted index ¹					Seasonally adjusted 1-month percent change ¹		
	Group code	Item code		Apr. 2024	May 2024 ^P	June 2024 ^P	July 2024 ^P	Aug. 2024 ^P	May to June ^P	June to July ^P	July to Aug. ^P
Pharmaceuticals acting on the skin.....			06/01	-	-	-	-	-	-	-	-
Vitamin, nutrient, and hematonic preparations.....			06/01	-	-	-	-	-	-	-	-
Pharmaceuticals affecting parasitic and infective diseases.....	06	3808	06/01	280.251	280.629	281.027	281.044	281.472	0.1	0.0	0.2
Fats and oils, inedible.....	06	4		-	-	-	-	-	-	-	-
Fats and oils, inedible.....	06	41		-	-	-	-	-	-	-	-
Fats and oils, inedible.....	06	4101		-	-	-	-	-	-	-	-
Agricultural chemicals and chemical products.....	06	5		281.705	278.091	280.023	283.451	284.900	0.7	1.2	0.5
Mixed fertilizers.....	06	51		-	-	-	-	-	-	-	-
Mixed fertilizers.....	06	5105	06/86	-	-	-	-	-	-	-	-
Fertilizer materials.....	06	52		305.155	295.088	298.371	304.285	307.064	1.1	2.0	0.9
Nitrogenates.....	06	5201		329.719	326.911	322.137	331.990	337.928	-1.5	3.1	1.8
Phosphates.....	06	5202		297.929	278.715	291.890	296.992	295.837	4.7	1.7	-0.4
Other agricultural chemicals.....	06	53		-	-	-	-	-	-	-	-
Other agricultural chemicals.....	06	5301		-	-	-	-	-	-	-	-
Plastic resins and materials.....	06	6		268.194	266.860	265.245	268.892	268.691	-0.6	1.4	-0.1
Thermoplastic resins and plastics materials.....	06	62		269.952	268.604	266.477	270.514	272.161	-0.8	1.5	0.6
Thermoplastic resins and plastics materials.....	06	6212	12/03	187.589	186.652	185.174	187.979	189.123	-0.8	1.5	0.6
Thermosetting resins and plastics materials.....	06	63		-	-	-	-	-	-	-	-
Thermosetting resins and plastics materials.....	06		12/98	-	-	-	-	-	-	-	-
Other chemicals and allied products.....	06	7		-	-	-	-	-	-	-	-
Soaps and detergents.....				-	-	-	-	-	-	-	-
Soaps and other detergents.....			06/83	-	-	-	-	-	-	-	-
Polish and other sanitation goods.....			06/83	-	-	-	-	-	-	-	-
Polish and other sanitation goods.....			06/83	-	-	-	-	-	-	-	-
Cosmetics and other toilet preparations.....	06	75		-	-	-	-	-	-	-	-
Shaving preparations.....	06	7502		-	-	-	-	-	-	-	-
Perfumes, toilet waters, and colognes.....	06	7503		-	-	-	-	-	-	-	-
Hair preparations (including shampoos).....	06	7504		-	-	-	-	-	-	-	-
Toothpastes, denture cleaners, and mouthwashes.....				-	-	-	-	-	-	-	-
Creams, lotions, and oils, excluding shaving, hair, and deodorant.....			06/99	-	-	-	-	-	-	-	-
Other cosmetics and toilet preparations.....			06/99	-	-	-	-	-	-	-	-
Misc. chemical prod. and preparations.....	06	79		-	-	-	-	-	-	-	-
Explosives and blasting accessories.....	06	7902		293.654	295.549	295.954	296.938	298.699	0.1	0.3	0.6
Industrial gases.....				-	-	-	-	-	-	-	-
Adhesives and sealants.....	06	7904	12/83	-	-	-	-	-	-	-	-
Surface active agents.....			12/83	-	-	-	-	-	-	-	-
Gum and wood chemicals, including wood distillation products.....			06/84	-	-	-	-	-	-	-	-
Other miscellaneous chemical products.....	06	7909		-	-	-	-	-	-	-	-
Rubber and rubber products.....	07	1		-	-	-	-	-	-	-	-
Synthetic rubber, inc. styrene-butadiene rubber (SBR) and ethylene propylene.....	07	11		-	-	-	-	-	-	-	-
Synthetic rubber.....	07	1102		-	-	-	-	-	-	-	-
Tires, tubes, tread, & repair materials.....	07	12		-	-	-	-	-	-	-	-
Tires.....				-	-	-	-	-	-	-	-
Tread rubber, tire sundries, and repair materials.....				-	-	-	-	-	-	-	-
Miscellaneous rubber products.....	07	13		-	-	-	-	-	-	-	-
Rubber and plastics footwear, including athletic footwear.....	07	1301		-	-	-	-	-	-	-	-
Rubber and plastic belts and belting.....	07	1303		353.859	354.375	355.218	355.311	354.800	0.2	0.0	-0.1
Rubber and plastics hose.....	07	1304		-	-	-	-	-	-	-	-
Miscellaneous rubber products, n.e.c.....	07	1306	06/83	-	-	-	-	-	-	-	-
Plastic products.....	07	2		-	-	-	-	-	-	-	-
Plastic construction products.....	07	21		-	-	-	-	-	-	-	-
Plastics construction products.....	07	2106		-	-	-	-	-	-	-	-
Unsupported plastic film, sheet and other shapes.....	07	22		-	-	-	-	-	-	-	-
Unsupported plastics film, sheet, and other shapes.....	07	2205	12/82	-	-	-	-	-	-	-	-
Laminated plastic sheets, rods, and tubes.....	07	23		-	-	-	-	-	-	-	-
Laminated plastics plates, sheet (except packaging), and shapes.....	07	2304		-	-	-	-	-	-	-	-
Parts for manufacturing from plastics.....				-	-	-	-	-	-	-	-
Parts for transportation equipment.....				-	-	-	-	-	-	-	-
Other parts and components for manufacturing.....				-	-	-	-	-	-	-	-
Foam components for furniture.....	07	2603	12/82	-	-	-	-	-	-	-	-
Other plastic products.....			12/82	-	-	-	-	-	-	-	-
Other plastics products.....			12/82	-	-	-	-	-	-	-	-
Plastic packaging products.....			12/06	-	-	-	-	-	-	-	-
Plastics packaging products.....			12/06	-	-	-	-	-	-	-	-
Consumer, institutional, and commercial products, n.e.c.....			12/06	-	-	-	-	-	-	-	-

See footnotes at end of table.

Table 8. Producer price indexes and percentage changes for selected commodity and service groupings and individual items, seasonally adjusted — Continued
 [August 2024, Index base 1982=100, unless otherwise indicated]

Title	Commodity code		Other index base	Seasonally adjusted index ¹					Seasonally adjusted 1-month percent change ¹		
	Group code	Item code		Apr. 2024	May 2024 ^P	June 2024 ^P	July 2024 ^P	Aug. 2024 ^P	May to June ^P	June to July ^P	July to Aug. ^P
All other consumer, institutional, and commercial products.....			12/06	-	-	-	-	-	-	-	-
Recyclable plastics.....	07	2C	12/11	-	-	-	-	-	-	-	-
Recyclable plastics.....	07	2C01	12/11	-	-	-	-	-	-	-	-
Lumber.....	08	1		252.503	245.968	250.894	249.803	254.192	2.0	-0.4	1.8
Softwood lumber.....	08	11		253.930	241.222	249.151	246.546	253.658	3.3	-1.0	2.9
Softwood cut stock and dimension.....	08	1105		222.854	222.615	227.392	228.070	232.695	2.1	0.3	2.0
Softwood lumber, not edge worked.....	08	1106	12/03	130.685	123.272	127.484	125.881	129.888	3.4	-1.3	3.2
Softwood lumber, made from purchased lumber.....	08	1107	12/03	250.213	246.393	253.335	253.655	254.946	2.8	0.1	0.5
Hardwood lumber.....	08	12		-	-	-	-	-	-	-	-
Hardwood cut stock and dimension.....	08	1203		-	-	-	-	-	-	-	-
Hardwood flooring.....			06/84	-	-	-	-	-	-	-	-
Hardwood lumber, not edge worked.....	08	1205	12/03	-	-	-	-	-	-	-	-
Millwork.....	08	2		355.422	353.225	353.827	352.582	353.991	0.2	-0.4	0.4
General millwork.....	08	21		337.808	336.803	337.439	335.977	338.101	0.2	-0.4	0.6
General millwork.....	08	2101		337.808	336.803	337.439	335.977	338.101	0.2	-0.4	0.6
Prefabricated structural members.....	08	22		-	-	-	-	-	-	-	-
Prefabricated structural members.....	08	2201		-	-	-	-	-	-	-	-
Plywood.....	08	3		-	-	-	-	-	-	-	-
Softwood veneer and plywood.....	08	31		-	-	-	-	-	-	-	-
Softwood veneer and plywood.....				-	-	-	-	-	-	-	-
Hardwood veneer and plywood.....			12/05	-	-	-	-	-	-	-	-
Hardwood veneer and plywood.....			12/05	-	-	-	-	-	-	-	-
Other wood products.....	08	4		210.684	209.430	209.269	207.437	207.688	-0.1	-0.9	0.1
Wood pallets and pallet containers, wood and metal combination.....	08	41		-	-	-	-	-	-	-	-
Wood pallets and pallet containers.....	08	4101		-	-	-	-	-	-	-	-
Wood boxes.....	08	42		-	-	-	-	-	-	-	-
Wood boxes.....	08	4201		-	-	-	-	-	-	-	-
Miscellaneous wood products.....	08	49		156.418	155.404	155.566	155.165	155.955	0.1	-0.3	0.5
Wood ties, siding, shingles, and shakes, and contract sawing of logs owned by others.....			12/03	-	-	-	-	-	-	-	-
Sawn wood fence stock, wood lath, and contract resawing and planing.....			12/03	-	-	-	-	-	-	-	-
All other miscellaneous wood products.....	08	4909	06/84	245.753	243.883	244.183	243.442	245.572	0.1	-0.3	0.9
Logs, bolts, timber, pulpwood and wood chips.....	08	5		-	-	-	-	-	-	-	-
Logs, bolts, timber, pulpwood and wood chips.....	08	51		-	-	-	-	-	-	-	-
Logs, bolts, timber, pulpwood and wood chips.....	08	5105	12/11	-	-	-	-	-	-	-	-
Prefabricated wood buildings & components.....	08	6	12/84	380.748	381.354	381.468	378.835	380.618	0.0	-0.7	0.5
Prefabricated wood buildings & components.....	08	61	12/84	380.748	381.354	381.468	378.835	380.618	0.0	-0.7	0.5
Prefabricated wood buildings and components.....	08	6101	12/84	380.748	381.354	381.468	378.835	380.618	0.0	-0.7	0.5
Treated wood and contract wood preserving.....	08	7	06/85	-	-	-	-	-	-	-	-
Treated wood and contract wood preserving.....	08	71	06/85	-	-	-	-	-	-	-	-
Treated wood.....	08	7101	06/85	-	-	-	-	-	-	-	-
Contract wood preservation.....	08	7102	06/85	-	-	-	-	-	-	-	-
Pulp, paper, and prod., ex. bldg. paper.....	09	1		-	-	-	-	-	-	-	-
Wood pulp.....	09	11		-	-	-	-	-	-	-	-
Wood pulp.....	09	1105	06/06	-	-	-	-	-	-	-	-
Recyclable paper.....	09	12		-	-	-	-	-	-	-	-
News and other low grade recyclable paper.....	09	1201		-	-	-	-	-	-	-	-
Corrugated recyclable paper.....	09	1203		-	-	-	-	-	-	-	-
High grade recyclable paper (including pulp substitutes and deinking).....	09	1207	12/86	-	-	-	-	-	-	-	-
Paper.....	09	13		-	-	-	-	-	-	-	-
Writing and printing papers.....	09	1301		-	-	-	-	-	-	-	-
Newsprint.....				-	-	-	-	-	-	-	-
Packaging and industrial converting paper.....	09	1303		-	-	-	-	-	-	-	-
All other coated and processed papers.....			12/82	-	-	-	-	-	-	-	-
Paperboard.....	09	14		-	-	-	-	-	-	-	-
Corrugated paperboard in sheets and rolls, lined and unlined.....	09	1405		-	-	-	-	-	-	-	-
Paperboard, excluding corrugated paperboard in sheets and rolls.....	09	1411	12/82	-	-	-	-	-	-	-	-
Converted paper and paperboard products.....	09	15		-	-	-	-	-	-	-	-
Sanitary paper products, including stock.....	09	1501		-	-	-	-	-	-	-	-
Paper, plastic, and foil bags.....	09	1502		-	-	-	-	-	-	-	-
Paper boxes and containers.....	09	1503		-	-	-	-	-	-	-	-
Other corrugated and solid fiber products, including containers, pallets, pads, etc.....	09	1504		-	-	-	-	-	-	-	-
Office supplies and accessories.....	09	1506		-	-	-	-	-	-	-	-
Fiber cans, tubes, and similar fiber products.....	09	1507		-	-	-	-	-	-	-	-
Molded pulp goods, including egg cartons, florists pots, food trays, etc.....			06/85	-	-	-	-	-	-	-	-

See footnotes at end of table.

Table 8. Producer price indexes and percentage changes for selected commodity and service groupings and individual items, seasonally adjusted — Continued
 [August 2024, Index base 1982=100, unless otherwise indicated]

Title	Commodity code		Other index base	Seasonally adjusted index ¹					Seasonally adjusted 1-month percent change ¹		
	Group code	Item code		Apr. 2024	May 2024 ^P	June 2024 ^P	July 2024 ^P	Aug. 2024 ^P	May to June ^P	June to July ^P	July to Aug. ^P
Miscellaneous converted paper and paperboard products.....	09	1509	12/84	-	-	-	-	-	-	-	-
Pressure-sensitive products.....			12/82	-	-	-	-	-	-	-	-
Pressure-sensitive products.....			12/82	-	-	-	-	-	-	-	-
Building paper & building board mill prods.....	09	2		-	-	-	-	-	-	-	-
Hardboard, particleboard & fiberboard prods.....	09	22		-	-	-	-	-	-	-	-
Particleboard and fiberboard.....				-	-	-	-	-	-	-	-
Hardboard products.....			06/84	-	-	-	-	-	-	-	-
Publications, printed matter and printing material.....			06/09	-	-	-	-	-	-	-	-
Books printing.....	09	44	12/83	-	-	-	-	-	-	-	-
Books printing.....	09	4401	12/83	-	-	-	-	-	-	-	-
Manifold business forms printing.....			12/83	-	-	-	-	-	-	-	-
Manifold business forms printing.....			12/83	-	-	-	-	-	-	-	-
Commercial printing.....	09	47	06/82	-	-	-	-	-	-	-	-
Magazine and periodical printing.....	09	4701	06/82	-	-	-	-	-	-	-	-
Label and wrapper printing for packaging.....			06/82	-	-	-	-	-	-	-	-
Catalog and directory printing.....	09	4703	06/82	-	-	-	-	-	-	-	-
Advertising printing.....	09	4705	06/82	-	-	-	-	-	-	-	-
Other general job printing.....	09	4706	06/82	-	-	-	-	-	-	-	-
Other commercial printing, incl. screen, engraving, digital, & general job exc. labels/wrappers.....			12/88	-	-	-	-	-	-	-	-
Blankbooks, binders, and bookbinding work.....	09	48	06/85	-	-	-	-	-	-	-	-
Tradebinding and related work.....	09	4802	12/85	-	-	-	-	-	-	-	-
Services for the printing trade.....	09	49	06/85	-	-	-	-	-	-	-	-
Prepress services, including platemaking.....	09	4905	12/03	-	-	-	-	-	-	-	-
Iron and steel.....	10	1		309.736	310.323	298.461	296.766	295.688	-3.8	-0.6	-0.4
Iron ores.....	10	11		-	-	-	-	-	-	-	-
Iron ores.....	10	1105	12/97	-	-	-	-	-	-	-	-
Iron and steel scrap.....	10	12		499.612	513.369	514.060	554.907	566.781	0.1	7.9	2.1
Carbon steel scrap.....	10	1211	12/86	468.092	470.678	470.761	512.109	525.677	0.0	8.8	2.6
Stainless and other alloy steel scrap.....	10	1212	12/86	-	-	-	-	-	-	-	-
Cast iron scrap.....	10	1213	12/86	246.014	251.836	259.647	269.872	275.945	3.1	3.9	2.3
Other ferrous scrap.....	10	1215	06/06	-	-	-	-	-	-	-	-
Foundry and forge shop products.....	10	15		-	-	-	-	-	-	-	-
Pressure and soil pipe and fittings, cast iron.....	10	1502		-	-	-	-	-	-	-	-
Other gray and ductile iron castings.....	10	1504		-	-	-	-	-	-	-	-
Standard and pearlitic malleable iron castings.....	10	1505		-	-	-	-	-	-	-	-
Steel investment castings.....	10	1506		-	-	-	-	-	-	-	-
Carbon steel castings, except investment.....	10	1507		-	-	-	-	-	-	-	-
High alloy steel castings, excluding investment.....	10	1508		-	-	-	-	-	-	-	-
Other alloy steel castings, except investment.....	10	1509		-	-	-	-	-	-	-	-
Other forge shop products.....	10	1513	06/82	-	-	-	-	-	-	-	-
Steel mill products.....	10	17		-	-	-	-	-	-	-	-
Semifinished steel mill products.....	10	1702	06/82	399.260	390.410	388.387	381.568	383.168	-0.5	-1.8	0.4
Hot rolled steel bars, plates, and structural shapes.....	10	1704	06/82	284.436	273.556	268.930	269.401	266.228	-1.7	0.2	-1.2
Steel wire.....	10	1705	06/82	-	-	-	-	-	-	-	-
Steel pipe and tube.....	10	1706	06/82	-	-	-	-	-	-	-	-
Cold rolled steel sheet and strip.....	10	1707	06/82	-	-	-	-	-	-	-	-
Cold finished steel bars and bar shapes.....	10	1708	06/82	-	-	-	-	-	-	-	-
Electrometallurgical ferroalloy products.....	10	1712	12/17	103.120	106.281	109.069	110.613	114.108	2.6	1.4	3.2
Nonferrous metals.....	10	2		335.687	350.968	351.749	352.485	343.103	0.2	0.2	-2.7
Nonferrous metal ores.....			12/83	-	-	-	-	-	-	-	-
Primary nonferrous metals.....	10	22		-	-	-	-	-	-	-	-
Primary nonferrous metals.....				-	-	-	-	-	-	-	-
Nonferrous scrap.....	10	23		462.870	503.001	507.808	508.727	474.685	1.0	0.2	-6.7
Copper base scrap.....	10	2301		-	-	-	-	-	-	-	-
Aluminum base scrap.....	10	2302		263.122	310.015	333.971	328.409	300.216	7.7	-1.7	-8.6
Other nonferrous scrap (including lead, zinc and precious metals).....	10	2303		-	-	-	-	-	-	-	-
Secondary nonferrous metals.....	10	24		-	-	-	-	-	-	-	-
Secondary aluminum.....	10	2402		-	-	-	-	-	-	-	-
Secondary copper, alloyed and unalloyed.....	10	2403		-	-	-	-	-	-	-	-
Secondary precious metals.....				-	-	-	-	-	-	-	-
All other miscellaneous secondary nonferrous metals, including lead and zinc.....			06/11	-	-	-	-	-	-	-	-
Nonferrous mill shapes.....	10	25		-	-	-	-	-	-	-	-
Aluminum mill shapes.....				-	-	-	-	-	-	-	-
Copper and brass mill shapes.....	10	2502		-	-	-	-	-	-	-	-
Nickel and nickel-base alloy mill shapes.....	10	2504		-	-	-	-	-	-	-	-

See footnotes at end of table.

Table 8. Producer price indexes and percentage changes for selected commodity and service groupings and individual items, seasonally adjusted — Continued
 [August 2024, Index base 1982=100, unless otherwise indicated]

Title	Commodity code		Other index base	Seasonally adjusted index ¹					Seasonally adjusted 1-month percent change ¹		
	Group code	Item code		Apr. 2024	May 2024 ^P	June 2024 ^P	July 2024 ^P	Aug. 2024 ^P	May to June ^P	June to July ^P	July to Aug. ^P
Titanium and titanium-base alloy mill shapes.....				-	-	-	-	-	-	-	-
Other nonferrous mill shapes.....				-	-	-	-	-	-	-	-
Nonferrous wire and cable.....	10	26		-	-	-	-	-	-	-	-
Nonferrous wire and cable.....			12/82	-	-	-	-	-	-	-	-
Nonferrous forge shop products.....	10	27	12/83	224.662	222.936	224.612	223.217	223.898	0.8	-0.6	0.3
Nonferrous forge shop products.....	10	2701	12/83	224.662	222.936	224.612	223.217	223.898	0.8	-0.6	0.3
Nonferrous foundry shop products.....	10	28		284.988	287.701	290.025	290.993	290.571	0.8	0.3	-0.1
Aluminum castings.....	10	2802		236.479	238.007	239.859	240.871	241.713	0.8	0.4	0.3
Castings, nonferrous (except aluminum).....			12/11	-	-	-	-	-	-	-	-
Metal containers.....	10	3		-	-	-	-	-	-	-	-
Metal cans and can components.....	10	31		-	-	-	-	-	-	-	-
Steel cans and tinware end products.....	10	3102		-	-	-	-	-	-	-	-
Aluminum cans and can components.....	10	3103		-	-	-	-	-	-	-	-
Barrels, drums, pails and other metal containers.....	10	32		-	-	-	-	-	-	-	-
Barrels, drums, pails and other metal containers.....	10	3201		-	-	-	-	-	-	-	-
Hardware.....	10	4		-	-	-	-	-	-	-	-
Hardware, n.e.c.....	10	41		-	-	-	-	-	-	-	-
Builders' hardware.....	10	4101		-	-	-	-	-	-	-	-
Transportation equipment hardware.....				-	-	-	-	-	-	-	-
Furniture hardware.....				-	-	-	-	-	-	-	-
Other miscellaneous hardware.....			06/85	-	-	-	-	-	-	-	-
Hand and edge tools.....	10	42		-	-	-	-	-	-	-	-
Hand and edge tools.....	10	4201		-	-	-	-	-	-	-	-
Plumbing fixtures and fittings.....	10	5		337.660	338.037	338.255	339.989	342.286	0.1	0.5	0.7
Plumbing fixture fittings and trim.....	10	54		398.259	399.830	401.507	402.198	403.169	0.4	0.2	0.2
Plumbing fixtures, fittings, and trim.....	10	5402		398.084	399.666	401.335	402.033	403.005	0.4	0.2	0.2
Heating equipment.....	10	6		-	-	-	-	-	-	-	-
Steam and hot water equipment.....	10	61		-	-	-	-	-	-	-	-
Steam and hot water equipment.....	10	6101		-	-	-	-	-	-	-	-
Furnaces and heaters, including parts.....	10	62		-	-	-	-	-	-	-	-
Furnaces and heaters, including parts.....	10	6201		-	-	-	-	-	-	-	-
Other heating equipment, non-electric, including parts.....	10	63		-	-	-	-	-	-	-	-
Other heating equipment, non-electric, including parts.....	10	6301		-	-	-	-	-	-	-	-
Domestic heating stoves.....	10	64		-	-	-	-	-	-	-	-
Domestic heating stoves.....	10	6401		-	-	-	-	-	-	-	-
Domestic water heaters.....	10	66		-	-	-	-	-	-	-	-
Domestic water heaters.....	10	6601		-	-	-	-	-	-	-	-
Fabricated structural metal products.....	10	7		360.288	360.232	357.617	358.533	362.161	-0.7	0.3	1.0
Metal doors, sash, and trim.....	10	71		-	-	-	-	-	-	-	-
Metal doors and frames (except storm).....	10	7102	06/83	-	-	-	-	-	-	-	-
Metal windows (except storm sash).....			06/83	-	-	-	-	-	-	-	-
Metal molding and trim and store fronts.....			06/83	-	-	-	-	-	-	-	-
Metal combination screen, storm sash, and storm doors.....			06/83	-	-	-	-	-	-	-	-
Metal window and door screens (except combination screens) and metal weather strip.....			05/16	-	-	-	-	-	-	-	-
Metal tanks.....	10	72		-	-	-	-	-	-	-	-
Metal tanks.....	10	7201		-	-	-	-	-	-	-	-
Sheet metal products.....	10	73		-	-	-	-	-	-	-	-
Sheet metal products.....	10	7301		-	-	-	-	-	-	-	-
Structural, architectural, and pre-engineered metal products.....	10	74		340.423	341.469	337.082	337.911	339.263	-1.3	0.2	0.4
Fabricated structural metal.....	10	7405		326.123	328.685	321.665	322.478	323.435	-2.1	0.3	0.3
Custom roll form products.....	10	7407		-	-	-	-	-	-	-	-
Ornamental and architectural metal work.....			12/83	-	-	-	-	-	-	-	-
Fabricated metal pipe, tube, and fittings.....			12/11	-	-	-	-	-	-	-	-
Heat exchangers and steam condensers.....	10	75		439.099	442.331	443.032	453.007	458.747	0.2	2.3	1.3
Heat exchangers and steam condensers.....	10	7501		438.828	441.974	442.675	452.628	458.308	0.2	2.2	1.3
Fabricated steel plate.....	10	76		-	-	-	-	-	-	-	-
Fabricated steel plate.....	10	7601		-	-	-	-	-	-	-	-
Prefabricated metal buildings.....	10	79		562.135	557.219	553.453	544.119	528.532	-0.7	-1.7	-2.9
Prefabricated metal building systems (excl. farm service bldgs, residential bldgs, and parts).....	10	7901		585.339	579.430	579.968	578.390	569.027	0.1	-0.3	-1.6
Farm service buildings and other prefabricated and portable buildings, steel and aluminum.....	10	7902		-	-	-	-	-	-	-	-
Panels, parts, and sections for prefabricated buildings, steel and aluminum.....				-	-	-	-	-	-	-	-
Miscellaneous metal products.....	10	8		-	-	-	-	-	-	-	-
Bolts, nuts, screws, rivets, and washers.....	10	81		-	-	-	-	-	-	-	-

See footnotes at end of table.

Table 8. Producer price indexes and percentage changes for selected commodity and service groupings and individual items, seasonally adjusted — Continued
 [August 2024, Index base 1982=100, unless otherwise indicated]

Title	Commodity code		Other index base	Seasonally adjusted index ¹					Seasonally adjusted 1-month percent change ¹		
	Group code	Item code		Apr. 2024	May 2024 ^P	June 2024 ^P	July 2024 ^P	Aug. 2024 ^P	May to June ^P	June to July ^P	July to Aug. ^P
Externally threaded fasteners, except aircraft types.....			06/82	-	-	-	-	-	-	-	-
Internally threaded fasteners, except aircraft types.....			06/82	-	-	-	-	-	-	-	-
Nonthreaded metal fasteners, except aircraft types.....			06/82	-	-	-	-	-	-	-	-
Aircraft fasteners, except plastics (including aerospace).....			06/82	-	-	-	-	-	-	-	-
Formed products, except fasteners, made by cold-, warm-, or hot-heading processes.....			06/82	-	-	-	-	-	-	-	-
Lighting fixtures.....	10	83		-	-	-	-	-	-	-	-
Residential electric lighting fixtures, except portable.....				-	-	-	-	-	-	-	-
Commercial, institutional and industrial electric lighting fixtures.....	10	8303		-	-	-	-	-	-	-	-
Other lighting equipment.....	10	8305		-	-	-	-	-	-	-	-
Ammunition, except for small arms.....			12/85	-	-	-	-	-	-	-	-
Ammunition, except for small arms.....			12/85	-	-	-	-	-	-	-	-
Ordnance and ordnance accessories, n.e.c.....			12/85	-	-	-	-	-	-	-	-
Ordnance and ordnance accessories, n.e.c.....			12/85	-	-	-	-	-	-	-	-
Fabricated ferrous wire products.....	10	88	06/82	338.570	337.118	348.255	347.715	345.964	3.3	-0.2	-0.5
Ferrous wire rope, cable, forms and strand.....			06/82	-	-	-	-	-	-	-	-
Ferrous wire cloth, other woven wire products.....	10	8807	06/82	-	-	-	-	-	-	-	-
Other fabricated ferrous wire products.....	10	8809	06/82	340.726	339.272	356.587	355.919	355.107	5.1	-0.2	-0.2
Steel nails, staples, tacks, spikes and brads.....			06/09	-	-	-	-	-	-	-	-
Other miscellaneous metal products.....	10	89		-	-	-	-	-	-	-	-
Wire springs.....				-	-	-	-	-	-	-	-
Other metal products.....	10	8905		-	-	-	-	-	-	-	-
Metal stampings n.e.c.....			06/84	-	-	-	-	-	-	-	-
Metal foil and leaf.....			12/84	-	-	-	-	-	-	-	-
Heavy gauge springs.....	10	8909	06/04	-	-	-	-	-	-	-	-
Agricultural machinery and equipment.....	11	1		-	-	-	-	-	-	-	-
Agricultural machinery and equipment.....	11	14	12/02	-	-	-	-	-	-	-	-
Commercial turf and grounds care equipment, including parts and attachments.....	11	1401	12/02	-	-	-	-	-	-	-	-
Farm plows, harrows, rollers, pulverizers, etc., and attachments.....			12/02	-	-	-	-	-	-	-	-
Farm dairy equipment, sprayers and dusters, farm blowers, and attachments.....			12/02	-	-	-	-	-	-	-	-
Planting, seeding, and fertilizing machinery and attachments.....	11	1405	12/02	-	-	-	-	-	-	-	-
Harvesting machinery (except hay and straw) and attachments.....	11	1406	12/82	-	-	-	-	-	-	-	-
Haying machinery and attachments.....	11	1407	12/82	-	-	-	-	-	-	-	-
All other farm machinery and equipment, excluding parts, including attachments.....			12/02	-	-	-	-	-	-	-	-
Parts for farm machinery, for sale separately.....			12/02	-	-	-	-	-	-	-	-
Construction machinery and equipment.....	11	2		-	-	-	-	-	-	-	-
Tractors and attachments, ex. parts.....			12/99	-	-	-	-	-	-	-	-
Construction machinery for mounting (excluding parts, winches, snow clearing attachments).....			12/99	-	-	-	-	-	-	-	-
Tractor shovel loaders (skid steer, wheel, crawler, and integral design backhoes).....	11	2A04		-	-	-	-	-	-	-	-
Construction wheel and crawler tractors, dozers, self-propelled log skidders, etc.....			12/03	-	-	-	-	-	-	-	-
Power cranes, draglines, & shovels (excavators) (incl. surface mining equipment) (excl. parts).....	11	2B	12/99	-	-	-	-	-	-	-	-
Power cranes, draglines, & shovels (excavators) (incl. surface mining equip.) (excluding parts).....	11	2B05	12/99	-	-	-	-	-	-	-	-
Mixers, pavers, and related equipment (excluding parts).....	11	2C		-	-	-	-	-	-	-	-
Mixers, pavers, and related equipment (excluding parts).....	11	2C01		-	-	-	-	-	-	-	-
Off-highway, equipment, ex. parts.....			12/99	-	-	-	-	-	-	-	-
Graders, rollers & compactors, rough-terrain forklifts, scrapers, trenchers, etc. (excl. parts).....			12/03	-	-	-	-	-	-	-	-
Misc. construction machinery and equipment.....	11	2J	12/05	-	-	-	-	-	-	-	-
Winches, aerial work platforms, and automotive wrecker hoists, including parts and attachments.....			12/05	-	-	-	-	-	-	-	-
Other construction machinery and equipment (excluding parts).....	11	2J03	12/03	-	-	-	-	-	-	-	-
Parts for construction machinery and equipment, sold separately.....			12/99	-	-	-	-	-	-	-	-
Parts for construction machinery and equipment, sold separately.....			12/99	-	-	-	-	-	-	-	-
Metalworking machinery and equipment.....	11	3		248.452	248.931	249.462	250.263	250.905	0.2	0.3	0.3
Power-driven handtools, including parts and attachments.....	11	32		-	-	-	-	-	-	-	-
Power-driven handtools, including parts and attachments.....	11	3211	12/04	-	-	-	-	-	-	-	-
Welding machines and equipment.....	11	33		-	-	-	-	-	-	-	-
Arc welding machines, components, and accessories, excluding electrodes and stud welding equip.....	11	3301		-	-	-	-	-	-	-	-
Resistance welders, components, accessories, and electrodes.....				-	-	-	-	-	-	-	-
Gas welding and cutting equipment, parts, attachments, and accessories.....	11	3304		-	-	-	-	-	-	-	-
Other welding equipment, components, and accessories (excluding arc, resistance, and gas).....			12/00	-	-	-	-	-	-	-	-

See footnotes at end of table.

Table 8. Producer price indexes and percentage changes for selected commodity and service groupings and individual items, seasonally adjusted — Continued
 [August 2024, Index base 1982=100, unless otherwise indicated]

Title	Commodity code		Other index base	Seasonally adjusted index ¹					Seasonally adjusted 1-month percent change ¹		
	Group code	Item code		Apr. 2024	May 2024 ^P	June 2024 ^P	July 2024 ^P	Aug. 2024 ^P	May to June ^P	June to July ^P	July to Aug. ^P
Industrial process furnaces and ovens.	11	34		-	-	-	-	-	-	-	-
Industrial process furnaces and ovens, except parts and attachments.	11	3407	12/04	-	-	-	-	-	-	-	-
Parts and attachments for industrial process furnaces and ovens.			06/11	-	-	-	-	-	-	-	-
Cutting tools and accessories.	11	35		-	-	-	-	-	-	-	-
Small cutting tools.	11	3501		-	-	-	-	-	-	-	-
Other machine tool attachments and accessories.	11	3505	06/83	-	-	-	-	-	-	-	-
Abrasive products.	11	36		-	-	-	-	-	-	-	-
Nonmetallic sized grains, powders, and flour abrasives (incl. graded only). ...				-	-	-	-	-	-	-	-
Nonmetallic abrasive products (including diamond abrasives).	11	3603		-	-	-	-	-	-	-	-
Nonmetallic coated abrasive products and buffing wheels, polishing wheels, and laps.	11	3605		-	-	-	-	-	-	-	-
Metal cutting machine tools.	11	37		-	-	-	-	-	-	-	-
Other metal-cutting machine tools.			12/09	-	-	-	-	-	-	-	-
Metal machining centers.			12/09	-	-	-	-	-	-	-	-
Rebuilt metal-cutting machine tools and parts for metal-cutting machine tools.			12/02	-	-	-	-	-	-	-	-
Metal forming machine tools.	11	38		301.963	297.353	298.958	301.175	301.641	0.5	0.7	0.2
Metal-forming machine tools (except rebuilt and parts).	11	3826	12/09	157.080	155.234	156.412	156.270	155.137	0.8	-0.1	-0.7
Rebuilt metal-forming machine tools and parts for metal-forming machine tools.			12/02	-	-	-	-	-	-	-	-
Tools, dies, jigs, fixtures & ind. molds.				-	-	-	-	-	-	-	-
Special tools, dies, jigs, and fixtures.				-	-	-	-	-	-	-	-
Industrial molds and mold boxes.				-	-	-	-	-	-	-	-
Metalworking machinery n. e. c.			06/83	-	-	-	-	-	-	-	-
Rolling mill and other metalworking machinery, including assembly machines.			09/23	-	-	-	-	-	-	-	-
General purpose machinery and equipment.	11	4		338.181	339.034	339.290	339.102	342.591	0.1	-0.1	1.0
Pumps, compressors, and equipment.	11	41		-	-	-	-	-	-	-	-
Industrial pumps, except hydraulic fluid power pumps.	11	4102		389.445	387.180	388.500	389.244	391.514	0.3	0.2	0.6
Parts and attachments for air and gas compressors and vacuum pumps.	11	4107	06/84	-	-	-	-	-	-	-	-
Domestic water systems.	11	4113	12/03	-	-	-	-	-	-	-	-
Air and gas compressors and vacuum pumps.	11	4115	06/05	-	-	-	-	-	-	-	-
Other pumps, including parts and attachments.	11	4119	12/83	-	-	-	-	-	-	-	-
Elevators, escalators, and other lifts.	11	42		-	-	-	-	-	-	-	-
Elevators and moving stairways.				-	-	-	-	-	-	-	-
Parts and attachments for elevators and moving stairs (sold separately). ...	11	4202		-	-	-	-	-	-	-	-
Fluid power equipment.	11	43		-	-	-	-	-	-	-	-
Fluid power pumps and parts.	11	4301		-	-	-	-	-	-	-	-
Fluid power valves.	11	4302		-	-	-	-	-	-	-	-
Fluid power cylinders, actuators, accumulators, cushions, & parts.	11	4303		-	-	-	-	-	-	-	-
Fluid power hose and tube fittings.				-	-	-	-	-	-	-	-
Parts for fluid power valves.	11	4305	06/91	-	-	-	-	-	-	-	-
Industrial material handling equipment.	11	44		-	-	-	-	-	-	-	-
Conveying equipment, except parts and accessories.	11	4402		-	-	-	-	-	-	-	-
Industrial trucks, trailers, and stackers.	11	4403		-	-	-	-	-	-	-	-
Hoists, overhead cranes, and monorail systems.	11	4404		-	-	-	-	-	-	-	-
Parts and accessories for conveyors and conveying systems.			09/18	-	-	-	-	-	-	-	-
Mechanical power transmission equipment.	11	45		-	-	-	-	-	-	-	-
Speed changers, drives, gears.	11	4501		-	-	-	-	-	-	-	-
Other power transmission equipment.	11	4502	12/84	-	-	-	-	-	-	-	-
Scales and balances.	11	46		-	-	-	-	-	-	-	-
Vehicle and industrial scales.	11	4611	12/91	-	-	-	-	-	-	-	-
Retail, commercial, household, and mailing scales and balances.	11	4612	12/91	-	-	-	-	-	-	-	-
Parts, attachments, and accessories for scales and balances.	11	4613	12/91	-	-	-	-	-	-	-	-
Air purification equipment and industrial and commercial fans and blowers. ...	11	47		-	-	-	-	-	-	-	-
Fan, blower, air purification equipment.	11	4701		-	-	-	-	-	-	-	-
Air conditioning and refrigeration equip.	11	48		297.008	299.140	296.992	297.757	303.510	-0.7	0.3	1.9
Unitary air-conditioners, except air source heat pumps.				-	-	-	-	-	-	-	-
Commercial refrigeration equipment.	11	4803		-	-	-	-	-	-	-	-
All other miscellaneous refrigeration and air-conditioning equipment.	11	4806		-	-	-	-	-	-	-	-
Heat transfer equipment, including heat pumps.	11	4807	12/11	173.659	174.741	173.588	173.174	175.921	-0.7	-0.2	1.6
Parts and accessories for air conditioning and heat transfer equipment.	11	4809	12/89	-	-	-	-	-	-	-	-
Refrigeration condensing units.			01/19	-	-	-	-	-	-	-	-
Miscellaneous general purpose equipment.	11	49		372.659	373.423	374.977	373.940	373.987	0.4	-0.3	0.0
Metal valves, except fluid power.	11	4902	12/82	443.174	443.153	443.812	441.388	441.062	0.1	-0.5	-0.1
Metal pipe fittings, flanges, and unions.			12/82	-	-	-	-	-	-	-	-
Ball and roller bearings.	11	4905		-	-	-	-	-	-	-	-
Industrial patterns.	11	4907	12/84	-	-	-	-	-	-	-	-
Filters and strainers.	11	4908	12/84	-	-	-	-	-	-	-	-

See footnotes at end of table.

Table 8. Producer price indexes and percentage changes for selected commodity and service groupings and individual items, seasonally adjusted — Continued
 [August 2024, Index base 1982=100, unless otherwise indicated]

Title	Commodity code		Other index base	Seasonally adjusted index ¹					Seasonally adjusted 1-month percent change ¹		
	Group code	Item code		Apr. 2024	May 2024 ^P	June 2024 ^P	July 2024 ^P	Aug. 2024 ^P	May to June ^P	June to July ^P	July to Aug. ^P
Other miscellaneous general purpose equipment.....	11	4911	12/84	265.277	265.205	265.602	265.981	264.491	0.1	0.1	-0.6
Electronic computers and computer equipment.....			02/23	-	-	-	-	-	-	-	-
Electronic computers.....			02/23	-	-	-	-	-	-	-	-
Electronic computers.....			02/23	-	-	-	-	-	-	-	-
Computer storage devices.....			12/04	-	-	-	-	-	-	-	-
Computer storage devices (except parts, attachments and accessories).....			12/04	-	-	-	-	-	-	-	-
Computer peripheral equipment and parts.....			12/98	-	-	-	-	-	-	-	-
Parts, attachments, and accessories for computer terminals and peripherals.....			12/98	-	-	-	-	-	-	-	-
Computer terminals (including POS and funds-transfer devices) and other computer peripherals.....			06/99	-	-	-	-	-	-	-	-
Special industry machinery and equipment.....	11	6		283.282	284.432	285.159	285.532	287.190	0.3	0.1	0.6
Food products machinery.....	11	61		-	-	-	-	-	-	-	-
Dairy and milk products plant machinery and equipment.....				-	-	-	-	-	-	-	-
Commercial food products machinery (except packaging and cooking equipment).....	11	6104		-	-	-	-	-	-	-	-
Industrial food products machinery for processing foods, beverages, & animal & fowl feed.....	11	6105	12/83	-	-	-	-	-	-	-	-
Textile machinery and equipment.....	11	62		-	-	-	-	-	-	-	-
Textile machinery (except parts, attachments, and accessories).....	11	6212	06/86	-	-	-	-	-	-	-	-
Textile machinery parts and attachments.....				-	-	-	-	-	-	-	-
Sawmill and woodworking machinery.....	11	63		-	-	-	-	-	-	-	-
Sawmill and woodworking machinery.....			12/04	-	-	-	-	-	-	-	-
Paper industries machinery.....	11	64	06/82	-	-	-	-	-	-	-	-
Paper industries machinery.....	11	6401	06/82	-	-	-	-	-	-	-	-
Printing trades machinery and equipment.....				-	-	-	-	-	-	-	-
Other printing machinery and equipment.....			12/82	-	-	-	-	-	-	-	-
Other special industry machinery.....	11	66		262.472	265.095	266.776	267.544	269.658	0.6	0.3	0.8
Plastics and rubber working machinery.....				-	-	-	-	-	-	-	-
Miscellaneous special industry machinery.....	11	6606		256.811	259.790	261.699	262.572	264.974	0.7	0.3	0.9
Packing, packaging, and bottling machinery and parts.....	11	67		-	-	-	-	-	-	-	-
Packing, packaging, and bottling machinery and parts.....			06/06	-	-	-	-	-	-	-	-
Service industry machinery and parts.....	11	68	06/82	-	-	-	-	-	-	-	-
Service industry machinery and parts.....	11	6801	06/82	-	-	-	-	-	-	-	-
Electrical machinery and equipment.....	11	7		136.991	137.139	137.243	137.073	136.973	0.1	-0.1	-0.1
Wiring devices.....	11	71		-	-	-	-	-	-	-	-
Current-carrying wiring devices.....	11	7101		-	-	-	-	-	-	-	-
Noncurrent-carrying wiring devices.....				-	-	-	-	-	-	-	-
Integrating and measuring instruments.....	11	72		-	-	-	-	-	-	-	-
Test equipment for electrical, radio, & communication circuits & motors.....			12/83	-	-	-	-	-	-	-	-
Motors, generators, motor generator sets.....	11	73		-	-	-	-	-	-	-	-
Fractional horsepower motors and generators.....	11	7303	06/83	-	-	-	-	-	-	-	-
Integral horsepower motors and generators (excluding land transportation types).....	11	7304	06/83	-	-	-	-	-	-	-	-
Parts and supplies for motors and generators.....			06/83	-	-	-	-	-	-	-	-
Other motors and generators.....	11	7311	06/06	-	-	-	-	-	-	-	-
Transformers and power regulators.....	11	74		-	-	-	-	-	-	-	-
Power and distribution transformers, except parts.....			12/99	-	-	-	-	-	-	-	-
Other transformers and parts for transformers.....			12/99	-	-	-	-	-	-	-	-
Switchgear, switchboard, industrial controls equipment.....	11	75		-	-	-	-	-	-	-	-
Industrial controls and related parts and accessories.....	11	7507		-	-	-	-	-	-	-	-
Switchgear and switchboard apparatus.....			06/05	-	-	-	-	-	-	-	-
Communications and related equipment and miscellaneous electronic systems & equipment.....	11	76	12/85	136.228	136.474	136.762	136.996	137.122	0.2	0.2	0.1
Telephone and wireline data networking equipment.....	11	7601	12/85	-	-	-	-	-	-	-	-
Other communications and related equipment, including broadcast and wireless.....	11	7603	06/13	-	-	-	-	-	-	-	-
Electronic systems and equipment, n.e.c.....			12/03	-	-	-	-	-	-	-	-
Search, detection, navigation & guidance systems and equipment.....	11	7606	06/04	170.609	170.898	171.060	171.478	171.614	0.1	0.2	0.1
Electric lamp bulbs, tubes, and components.....	11	77		-	-	-	-	-	-	-	-
Electric lamp bulbs, tubes, and components.....			12/04	-	-	-	-	-	-	-	-
Electronic components and accessories.....	11	78		68.788	68.687	68.239	67.586	67.312	-0.7	-1.0	-0.4
Relays for electronic circuitry, industrial control overload, and switchgear type.....	11	7821		-	-	-	-	-	-	-	-
Switches, mechanical, for electronic circuitry.....	11	7822	06/82	-	-	-	-	-	-	-	-
Connectors for electronic circuitry.....	11	7824		258.493	257.574	259.857	260.595	262.039	0.9	0.3	0.6
Filters, crystals, and transducers.....			06/82	-	-	-	-	-	-	-	-
Integrated circuit packages, including microprocessors.....			06/05	-	-	-	-	-	-	-	-
Other semiconductor devices, incl. transistors, diodes, and semiconductor parts such as wafers.....	11	7847	06/05	80.695	80.857	80.866	80.647	78.001	0.0	-0.3	-3.3

See footnotes at end of table.

Table 8. Producer price indexes and percentage changes for selected commodity and service groupings and individual items, seasonally adjusted — Continued
 [August 2024, Index base 1982=100, unless otherwise indicated]

Title	Commodity code		Other index base	Seasonally adjusted index ¹					Seasonally adjusted 1-month percent change ¹		
	Group code	Item code		Apr. 2024	May 2024 ^P	June 2024 ^P	July 2024 ^P	Aug. 2024 ^P	May to June ^P	June to July ^P	July to Aug. ^P
Bare printed circuit boards.			12/00	-	-	-	-	-	-	-	-
Electronic coils, transformers, and other inductors.	11	7853	06/82	-	-	-	-	-	-	-	-
Capacitors and resistors for electronic circuitry.			12/22	-	-	-	-	-	-	-	-
Microwave components, electron tubes, and other electronic components, n.e.c.			06/00	-	-	-	-	-	-	-	-
Printed circuit assemblies, loaded boards, modules and consumer external modems.	11	7861	06/82	-	-	-	-	-	-	-	-
Miscellaneous electrical machinery and equipment.				-	-	-	-	-	-	-	-
Storage batteries.				-	-	-	-	-	-	-	-
Primary batteries.				-	-	-	-	-	-	-	-
Carbon and graphite products.	11	7903		-	-	-	-	-	-	-	-
X-ray and electromedical equipment.	11	7905		-	-	-	-	-	-	-	-
Miscellaneous electrical industrial apparatus.			12/85	-	-	-	-	-	-	-	-
All other electrical equipment and components, except industrial.			12/06	-	-	-	-	-	-	-	-
Miscellaneous instruments.	11	8		254.170	254.564	255.348	256.151	256.623	0.3	0.3	0.2
Automatic environmental controls for monitoring residential, commercial, and appliance use.	11	81		-	-	-	-	-	-	-	-
Automatic environmental controls for monitoring residential, commercial, and appliance use.	11	8105	12/03	-	-	-	-	-	-	-	-
Industrial process control instruments.	11	82	06/83	300.280	300.340	302.502	303.244	303.709	0.7	0.2	0.2
Industrial process control instruments.	11	8201	06/83	300.280	300.340	302.502	303.244	303.709	0.7	0.2	0.2
Fluid meters and counting devices.	11	84	12/85	-	-	-	-	-	-	-	-
Fluid meters and counting devices.	11	8401	12/85	-	-	-	-	-	-	-	-
Engineering and scientific instruments.	11	85	12/85	293.284	294.491	295.709	296.485	297.485	0.4	0.3	0.3
Aeronautical, nautical, and navigational instruments.	11	8501	12/85	328.133	328.669	329.573	329.609	330.598	0.3	0.0	0.3
Hospital beds and specialized hospital furniture.			12/11	-	-	-	-	-	-	-	-
Measuring instruments and lenses.	11	86	12/85	174.631	174.650	174.988	175.744	175.387	0.2	0.4	-0.2
Sighting, tracking, and fire-control equipment, optical type.	11	8601	12/85	-	-	-	-	-	-	-	-
All other miscellaneous optical instruments and lenses.	11	8602	12/85	-	-	-	-	-	-	-	-
Laboratory analytical instruments.	11	8603	12/85	186.496	186.322	186.605	187.481	187.227	0.2	0.5	-0.1
Measuring & controlling devices, n.e.c.	11	89	06/85	-	-	-	-	-	-	-	-
Aircraft engine instruments.			06/85	-	-	-	-	-	-	-	-
Nuclear radiation detection & monitoring instruments.	11	8904	06/85	-	-	-	-	-	-	-	-
Physical properties and kinematic testing equipment.			06/04	-	-	-	-	-	-	-	-
Commercial, geophysical, meteorological, surveying, drafting & general-purpose instruments.			06/04	-	-	-	-	-	-	-	-
Miscellaneous machinery.	11	9		-	-	-	-	-	-	-	-
Oil field and gas field machinery.	11	91		-	-	-	-	-	-	-	-
Oil and gas field drilling, surveying, and cementing machinery (except parts sold separately).	11	9102		-	-	-	-	-	-	-	-
Oil field and gas field production machinery (except pumps and parts sold separately).				-	-	-	-	-	-	-	-
Parts and attachments for oil and gas field machinery and equipment.			12/10	-	-	-	-	-	-	-	-
Mining machinery and equipment.	11	92		-	-	-	-	-	-	-	-
Mining machinery and equipment (except parts sold separately).			09/19	-	-	-	-	-	-	-	-
Parts and attachments for mining machinery and equipment (sold separately).	11	9253		-	-	-	-	-	-	-	-
Internal combustion engines.	11	94		-	-	-	-	-	-	-	-
Diesel, semidiesel, and dual-fuel engines (except automotive).	11	9407	12/82	-	-	-	-	-	-	-	-
Diesel, semidiesel, and dual-fuel engines for automobiles, trucks, and buses.	11	9408	12/82	-	-	-	-	-	-	-	-
Parts & accessories for internal combustion engines, ex. aircraft & gasoline automotive engines.	11	9413		252.159	252.179	252.632	253.397	254.315	0.2	0.3	0.4
Machine shop products.	11	95		-	-	-	-	-	-	-	-
Machine shop products.			06/84	-	-	-	-	-	-	-	-
Turbines and turbine generator sets.			06/87	-	-	-	-	-	-	-	-
Turbines and turbine generator sets (excluding parts).			06/87	-	-	-	-	-	-	-	-
Parts & accessories for turbines, turbine generators, and turbine generator sets.			09/15	-	-	-	-	-	-	-	-
Parts & accessories for turbines, turbine generators, and turbine generator sets.			09/15	-	-	-	-	-	-	-	-
Household furniture.	12	1		-	-	-	-	-	-	-	-
Metal household furniture.	12	11		-	-	-	-	-	-	-	-
Metal household furniture.				-	-	-	-	-	-	-	-
Wood household furniture (nonupholstered).	12	12		-	-	-	-	-	-	-	-
Wood household furniture (nonupholstered).			12/22	-	-	-	-	-	-	-	-
Upholstered household furniture.	12	13		-	-	-	-	-	-	-	-
Upholstered household furniture.	12	1301		-	-	-	-	-	-	-	-
Bedding.	12	14		-	-	-	-	-	-	-	-
Bedding.				-	-	-	-	-	-	-	-

See footnotes at end of table.

Table 8. Producer price indexes and percentage changes for selected commodity and service groupings and individual items, seasonally adjusted — Continued
 [August 2024, Index base 1982=100, unless otherwise indicated]

Title	Commodity code		Other index base	Seasonally adjusted index ¹					Seasonally adjusted 1-month percent change ¹		
	Group code	Item code		Apr. 2024	May 2024 ^P	June 2024 ^P	July 2024 ^P	Aug. 2024 ^P	May to June ^P	June to July ^P	July to Aug. ^P
Metal porch, lawn, outdoor & casual furniture.	12	15		-	-	-	-	-	-	-	-
Porch and lawn furniture.	12	1501		-	-	-	-	-	-	-	-
Commercial furniture.	12	2		-	-	-	-	-	-	-	-
Wood office furniture and store fixtures.	12	21		-	-	-	-	-	-	-	-
Wood office furniture and store fixtures.				-	-	-	-	-	-	-	-
Nonwood furniture and store fixtures.	12	22		-	-	-	-	-	-	-	-
Nonwood commercial storage units, files, and tables.				-	-	-	-	-	-	-	-
Nonwood commercial furniture.				-	-	-	-	-	-	-	-
Nonwood partitions and fixtures.			12/83	-	-	-	-	-	-	-	-
Public building furniture.			12/84	-	-	-	-	-	-	-	-
Public building furniture.			12/84	-	-	-	-	-	-	-	-
Commercial furniture and fixtures, n.e.c.	12	24	12/85	-	-	-	-	-	-	-	-
Commercial furniture and fixtures, n.e.c.	12	2401	12/85	-	-	-	-	-	-	-	-
Floor coverings.	12	3		-	-	-	-	-	-	-	-
Carpets and rugs.	12	31		-	-	-	-	-	-	-	-
Carpet and rugs.				-	-	-	-	-	-	-	-
Resilient floor coverings.	12	32		-	-	-	-	-	-	-	-
Resilient floor coverings.	12	3201		-	-	-	-	-	-	-	-
Household appliances.	12	4		-	-	-	-	-	-	-	-
Major appliances.	12	41		-	-	-	-	-	-	-	-
Household cooking appliances.				-	-	-	-	-	-	-	-
Household refrigeration equipment.				-	-	-	-	-	-	-	-
Other major household appliances including room air-conditioners.	12	4104		-	-	-	-	-	-	-	-
Household vacuum cleaners, including parts and attachments.	12	43		-	-	-	-	-	-	-	-
Household vacuum cleaners and other floor care machines (including parts and attachments).	12	4301		-	-	-	-	-	-	-	-
Electric housewares and fans.	12	44		-	-	-	-	-	-	-	-
Parts and attachments for small electric household appliances, including fan parts.			12/82	-	-	-	-	-	-	-	-
Small electric household appliances, including fans.			05/21	-	-	-	-	-	-	-	-
Portable residential lighting fixtures, including parts and accessories.	12	45		-	-	-	-	-	-	-	-
Portable residential lighting fixtures, including parts and accessories.				-	-	-	-	-	-	-	-
Home electronic equipment.	12	5		-	-	-	-	-	-	-	-
Speakers and commercial sound equipment.	12	57	12/03	-	-	-	-	-	-	-	-
Speakers and commercial sound equipment.	12	5707	12/03	-	-	-	-	-	-	-	-
Other home electronic equipment.			06/04	-	-	-	-	-	-	-	-
Other home electronic equipment, including television receivers and automotive A/V equipment.			01/17	-	-	-	-	-	-	-	-
Other household durable goods.	12	6		-	-	-	-	-	-	-	-
Vitreous china, fine earthenware, and other pottery products.	12	61		-	-	-	-	-	-	-	-
Vitreous china, porcelain, and earthenware table and kitchenware and other pottery products.	12	6101		-	-	-	-	-	-	-	-
Mirrors (decorated and undecorated).				-	-	-	-	-	-	-	-
Mirrors (decorated and undecorated), made from purchased glass.				-	-	-	-	-	-	-	-
Lawn/garden equipment.	12	66		-	-	-	-	-	-	-	-
Parts and attachments for consumer lawn, garden, and snow equipment.			12/82	-	-	-	-	-	-	-	-
Consumer lawn, garden, and snow equipment.			05/18	-	-	-	-	-	-	-	-
Cutlery, flatware (except precious), razors and razor blades.	12	67		-	-	-	-	-	-	-	-
Cutlery, flatware (except precious), razors and razor blades.	12	6701		-	-	-	-	-	-	-	-
Metal kitchen utensil, pots, and pans.				-	-	-	-	-	-	-	-
Metal kitchen utensil, pots, and pans.				-	-	-	-	-	-	-	-
Window shades, blinds, and accessories.	12	69	06/84	-	-	-	-	-	-	-	-
Window shades, blinds, and accessories.	12	6901	06/84	-	-	-	-	-	-	-	-
Glass.				-	-	-	-	-	-	-	-
Flat glass.	13	11		-	-	-	-	-	-	-	-
Specialty glass.	13	1107		-	-	-	-	-	-	-	-
Flat glass (float, sheet, and plate process).			12/22	-	-	-	-	-	-	-	-
Other finished glassware.	13	13	06/83	-	-	-	-	-	-	-	-
Pressed and blown glassware.	13	1301	06/83	-	-	-	-	-	-	-	-
Concrete ingredients and related products.	13	2		428.606	429.474	429.916	432.620	435.990	0.1	0.6	0.8
Construction sand, gravel, and crushed stone.	13	21		486.553	486.650	486.972	491.608	496.533	0.1	1.0	1.0
Construction sand, gravel and crushed stone.	13	2101		486.553	486.650	486.972	491.608	496.533	0.1	1.0	1.0
Cement, hydraulic.	13	22		350.443	352.841	353.545	352.779	353.446	0.2	-0.2	0.2
Cement, hydraulic.	13	2201		350.443	352.841	353.545	352.779	353.446	0.2	-0.2	0.2
Concrete products.	13	3		382.449	383.299	383.468	384.824	384.191	0.0	0.4	-0.2
Concrete block and brick.	13	31		376.064	378.468	383.330	383.437	385.538	1.3	0.0	0.5

See footnotes at end of table.

Table 8. Producer price indexes and percentage changes for selected commodity and service groupings and individual items, seasonally adjusted — Continued
 [August 2024, Index base 1982=100, unless otherwise indicated]

Title	Commodity code		Other index base	Seasonally adjusted index ¹					Seasonally adjusted 1-month percent change ¹		
	Group code	Item code		Apr. 2024	May 2024 ^P	June 2024 ^P	July 2024 ^P	Aug. 2024 ^P	May to June ^P	June to July ^P	July to Aug. ^P
Structural concrete block.....	13	3111		-	-	-	-	-	-	-	-
Decorative concrete block.....	13	3121		330.417	332.196	336.301	335.673	336.688	1.2	-0.2	0.3
Concrete brick.....				-	-	-	-	-	-	-	-
Concrete pavers.....	13	3141		313.707	315.018	315.296	317.547	318.974	0.1	0.7	0.4
Concrete pipe.....				-	-	-	-	-	-	-	-
Concrete pipe.....				-	-	-	-	-	-	-	-
Ready-mix concrete.....	13	33		381.277	382.899	382.307	384.552	382.473	-0.2	0.6	-0.5
Ready-mix concrete.....	13	3301		381.277	382.899	382.307	384.552	382.473	-0.2	0.6	-0.5
Precast concrete products.....	13	34		393.090	392.098	392.654	392.241	394.253	0.1	-0.1	0.5
Precast concrete products.....	13	3401		393.090	392.098	392.654	392.241	394.253	0.1	-0.1	0.5
Prestressed concrete products.....				-	-	-	-	-	-	-	-
Prestressed concrete products.....				-	-	-	-	-	-	-	-
Clay construction products ex. refractories.....	13	4		-	-	-	-	-	-	-	-
Brick and structural clay tile.....	13	42	12/84	-	-	-	-	-	-	-	-
Building or common brick.....	13	4201	12/84	-	-	-	-	-	-	-	-
Glazed brick and other brick (paving, floor, and sewer).....	13	4202	12/84	-	-	-	-	-	-	-	-
Clay floor and wall tile, glazed and unglazed.....	13	44		-	-	-	-	-	-	-	-
Clay floor and wall tile, glazed and unglazed (including quarry tile and ceramic mosaic tile).....				-	-	-	-	-	-	-	-
Structural clay products, n.e.c.....	13	45		-	-	-	-	-	-	-	-
Structural clay products, n.e.c.....	13	4501		-	-	-	-	-	-	-	-
Refractories.....	13	5		-	-	-	-	-	-	-	-
Clay refractories.....	13	52		-	-	-	-	-	-	-	-
Clay refractories.....	13	5201		-	-	-	-	-	-	-	-
Nonclay refractories.....	13	53		-	-	-	-	-	-	-	-
Nonclay refractories (excluding dead-burned magnesia).....	13	5301		-	-	-	-	-	-	-	-
Asphalt felts and coatings.....	13	6		-	-	-	-	-	-	-	-
Prepared asphalt and tar roofing and siding products.....	13	61		-	-	-	-	-	-	-	-
Prepared asphalt and tar roofing and siding products.....	13	6101		-	-	-	-	-	-	-	-
Roofing asphalts, pitches, coatings, and cement.....	13	62		-	-	-	-	-	-	-	-
Roofing asphalts, pitches, coatings, and cement.....	13	6201		-	-	-	-	-	-	-	-
Gypsum products.....	13	7		468.139	476.468	474.236	476.161	474.099	-0.5	0.4	-0.4
Gypsum products.....	13	71		468.139	476.468	474.236	476.161	474.099	-0.5	0.4	-0.4
Gypsum products.....	13	7101		468.139	476.468	474.236	476.161	474.099	-0.5	0.4	-0.4
Glass containers.....	13	8		279.964	281.417	282.975	295.437	295.319	0.6	4.4	0.0
Glass containers.....	13	81		279.964	281.417	282.975	295.437	295.319	0.6	4.4	0.0
Glass containers (including value of packaging).....	13	8101		279.964	281.417	282.975	295.437	295.319	0.6	4.4	0.0
Other nonmetallic minerals.....	13	9		327.373	328.232	328.542	329.153	327.781	0.1	0.2	-0.4
Insulation materials.....	13	92		-	-	-	-	-	-	-	-
Mineral wool for thermal and acoustical envelope insulation.....	13	9201		-	-	-	-	-	-	-	-
Mineral wool for industrial, equipment, and appliance insulation.....				-	-	-	-	-	-	-	-
Paving mixtures and blocks.....	13	94		407.358	402.888	402.146	404.194	402.839	-0.2	0.5	-0.3
Paving mixtures and blocks.....	13	9401		407.358	402.888	402.146	404.194	402.839	-0.2	0.5	-0.3
Cut stone and stone products.....			12/84	-	-	-	-	-	-	-	-
Cut stone and stone products.....			12/84	-	-	-	-	-	-	-	-
Gaskets, packing, and sealing devices.....	13	98	12/85	-	-	-	-	-	-	-	-
Gaskets and gasketing material.....	13	9801	12/85	-	-	-	-	-	-	-	-
Packing and sealing.....	13	9802	12/85	-	-	-	-	-	-	-	-
Nonmetallic minerals and products, n.e.c.....	13	99	06/82	-	-	-	-	-	-	-	-
Clay and stone mining and quarrying.....	13	9902	06/84	-	-	-	-	-	-	-	-
All other nonmetallic mineral products.....	13	9903	12/85	242.550	246.448	246.824	246.487	246.320	0.2	-0.1	-0.1
Motor vehicles and equipment.....	14	1		170.772	170.535	170.592	170.870	171.152	0.0	0.2	0.2
Motor vehicles.....	14	11		172.543	172.155	172.113	172.255	172.748	0.0	0.1	0.3
Passenger cars and chassis.....	14	1101		138.865	138.396	139.154	138.820	138.805	0.5	-0.2	0.0
Motorcycles, including three-wheel motorbikes, motorscooters, mopeds, and parts.....	14	1104		-	-	-	-	-	-	-	-
Trucks, truck tractors, & bus chassis 14,000 lb or less, incl. minivans & suvs.....	14	1105		201.624	201.123	200.811	201.124	201.917	-0.2	0.2	0.4
Trucks, over 14,000 lbs GVW.....	14	1106		-	-	-	-	-	-	-	-
Motor vehicles parts.....	14	12		-	-	-	-	-	-	-	-
Motor vehicles parts.....			12/03	-	-	-	-	-	-	-	-
Truck and bus bodies.....	14	13	12/82	-	-	-	-	-	-	-	-
Truck and bus bodies sold separately.....	14	1301	12/82	-	-	-	-	-	-	-	-
Complete vehicles on purchased chassis.....			12/82	-	-	-	-	-	-	-	-
Truck trailers.....	14	14		-	-	-	-	-	-	-	-
Truck trailers.....	14	1406	12/86	-	-	-	-	-	-	-	-
Motor homes, built on purchased chassis.....	14	15	06/84	-	-	-	-	-	-	-	-

See footnotes at end of table.

Table 8. Producer price indexes and percentage changes for selected commodity and service groupings and individual items, seasonally adjusted — Continued
 [August 2024, Index base 1982=100, unless otherwise indicated]

Title	Commodity code		Other index base	Seasonally adjusted index ¹					Seasonally adjusted 1-month percent change ¹		
	Group code	Item code		Apr. 2024	May 2024 ^P	June 2024 ^P	July 2024 ^P	Aug. 2024 ^P	May to June ^P	June to July ^P	July to Aug. ^P
Motor homes, built on purchased chassis.....	14	1501	06/84	-	-	-	-	-	-	-	-
Travel trailers and campers.....	14	16	06/84	-	-	-	-	-	-	-	-
Travel trailers.....	14	1601	06/84	-	-	-	-	-	-	-	-
Camping trailers, campers, pick-up covers, and parts.....	14	1602	06/84	-	-	-	-	-	-	-	-
Aircraft and aircraft equipment.....	14	2		317.067	317.503	317.964	318.832	319.585	0.1	0.3	0.2
Aircraft.....	14	21		354.165	354.601	354.866	355.699	356.594	0.1	0.2	0.3
Civilian aircraft.....	14	2102	12/85	339.924	340.515	340.875	341.885	343.099	0.1	0.3	0.4
Military aircraft.....			06/13	-	-	-	-	-	-	-	-
Aircraft engine and engine parts.....	14	23	12/85	259.100	259.808	260.345	261.190	261.533	0.2	0.3	0.1
Aircraft engine and engine parts.....	14	2301	12/85	259.100	259.808	260.345	261.190	261.533	0.2	0.3	0.1
Other aircraft parts and equipment.....	14	25	06/85	213.516	213.648	214.344	215.101	215.704	0.3	0.4	0.3
Other aircraft parts and equipment.....	14	2501	06/85	213.516	213.648	214.344	215.101	215.704	0.3	0.4	0.3
Ships and boats.....	14	3		311.973	312.303	312.913	314.255	313.150	0.2	0.4	-0.4
Ships.....	14	31	12/85	-	-	-	-	-	-	-	-
Military self-propelled ships, new construction.....			06/96	-	-	-	-	-	-	-	-
Nonmilitary self-propelled ships, new construction.....			06/96	-	-	-	-	-	-	-	-
Boats.....	14	32		360.814	362.738	362.033	364.084	361.815	-0.2	0.6	-0.6
Outboard motorboats, including commercial and military (except sailboats and lifeboats).....	14	3201		413.032	415.377	414.062	415.746	413.070	-0.3	0.4	-0.6
Inboard motorboats, including commercial and military (except sailboats and lifeboats).....	14	3202		-	-	-	-	-	-	-	-
Inboard-outdrive boats, including commercial and military (except sailboats and lifeboats).....	14	3203		293.471	294.490	295.170	293.197	293.884	0.2	-0.7	0.2
All other boats (excluding military and commercial).....				-	-	-	-	-	-	-	-
Railroad equipment.....	14	4		-	-	-	-	-	-	-	-
Railroad cars and locomotives.....			05/22	-	-	-	-	-	-	-	-
Railroad cars and locomotives.....			05/22	-	-	-	-	-	-	-	-
Railway maintenance of way equipment and parts.....			05/22	-	-	-	-	-	-	-	-
Railway maintenance of way equipment and parts.....				-	-	-	-	-	-	-	-
Transportation equipment, n.e.c.....			06/85	-	-	-	-	-	-	-	-
Transportation equipment, n.e.c.....			06/85	-	-	-	-	-	-	-	-
Other transportation equipment, incl. golf carts, vehicle trailers, and all-terrain vehicles.....			06/85	-	-	-	-	-	-	-	-
Toys, sporting goods, small arms, etc.....	15	1		221.213	221.068	220.412	221.174	221.296	-0.3	0.3	0.1
Toys, games, and children's vehicles.....	15	11		-	-	-	-	-	-	-	-
Toys, games, and children's vehicles.....	15	1101		-	-	-	-	-	-	-	-
Sporting and athletic goods.....	15	12		-	-	-	-	-	-	-	-
Sporting and athletic goods.....	15	1201		-	-	-	-	-	-	-	-
Small arms and ammunition.....	15	13		317.805	317.659	317.457	320.457	321.420	-0.1	0.9	0.3
Small arms.....	15	1301		-	-	-	-	-	-	-	-
Small arms ammunition.....	15	1302		435.865	435.052	433.698	444.824	448.240	-0.3	2.6	0.8
Tobacco products, incl. stemmed & redried.....	15	2		-	-	-	-	-	-	-	-
Cigarettes, excluding electronic.....	15	21		-	-	-	-	-	-	-	-
Cigarettes, excluding electronic.....	15	2101		-	-	-	-	-	-	-	-
Stemmed and redried tobacco.....	15	24	06/84	-	-	-	-	-	-	-	-
Stemmed and redried tobacco.....	15		06/84	-	-	-	-	-	-	-	-
Other tobacco products.....	15	25	12/05	-	-	-	-	-	-	-	-
Other tobacco products.....	15	2501	12/05	-	-	-	-	-	-	-	-
Notions.....	15	3		-	-	-	-	-	-	-	-
Fasteners, zippers, buttons, needles, pins, and buckles.....	15	32		-	-	-	-	-	-	-	-
Fasteners, zippers, buttons, needles, pins, and buckles.....				-	-	-	-	-	-	-	-
Photographic equipment and supplies.....	15	4		-	-	-	-	-	-	-	-
Photographic supplies.....	15	42		-	-	-	-	-	-	-	-
Photographic supplies.....			12/83	-	-	-	-	-	-	-	-
Mobile homes.....	15	5		478.011	477.338	475.324	476.298	479.955	-0.4	0.2	0.8
Manufactured homes (mobile homes), all sizes (incl. multisection).....	15	53		490.292	489.598	487.565	488.545	492.307	-0.4	0.2	0.8
Manufactured mobile homes and nonresidential mobile buildings.....	15	5303	12/86	459.309	458.622	456.727	457.641	461.164	-0.4	0.2	0.8
Medical, surgical & personal aid devices.....	15	6		204.327	204.792	205.089	205.033	204.806	0.1	0.0	-0.1
Surgical and medical instruments.....	15	62	06/82	154.113	154.464	154.799	154.938	154.565	0.2	0.1	-0.2
Surgical and medical instruments.....	15	6201	06/82	154.113	154.464	154.799	154.938	154.565	0.2	0.1	-0.2
Medical and surgical appliances and supplies.....	15	63	06/83	-	-	-	-	-	-	-	-
Medical and surgical appliances and supplies.....	15	6301	06/83	-	-	-	-	-	-	-	-
Ophthalmic goods.....	15	64	12/83	-	-	-	-	-	-	-	-
Ophthalmic goods.....	15	6401	12/83	-	-	-	-	-	-	-	-
Dental equipment and supplies.....	15	65	06/85	-	-	-	-	-	-	-	-
Dental equipment and supplies.....	15	6501	06/85	-	-	-	-	-	-	-	-

See footnotes at end of table.

Table 8. Producer price indexes and percentage changes for selected commodity and service groupings and individual items, seasonally adjusted — Continued
 [August 2024, Index base 1982=100, unless otherwise indicated]

Title	Commodity code		Other index base	Seasonally adjusted index ¹					Seasonally adjusted 1-month percent change ¹		
	Group code	Item code		Apr. 2024	May 2024 ^P	June 2024 ^P	July 2024 ^P	Aug. 2024 ^P	May to June ^P	June to July ^P	July to Aug. ^P
Other industrial safety equipment.....	15	7		-	-	-	-	-	-	-	-
Personal safety equipment and clothing.....	15	71		-	-	-	-	-	-	-	-
Personal safety equipment and clothing.....			06/04	-	-	-	-	-	-	-	-
Other miscellaneous products.....	15	9		257.957	260.500	260.642	263.172	264.735	0.1	1.0	0.6
Burial caskets.....	15	91		511.801	513.168	515.524	517.490	516.807	0.5	0.4	-0.1
Burial caskets.....	15	9101		511.801	513.168	515.524	517.490	516.807	0.5	0.4	-0.1
Musical instruments.....	15	93		-	-	-	-	-	-	-	-
Musical instruments.....	15	9301		-	-	-	-	-	-	-	-
Jewelry and jewelry products.....				-	-	-	-	-	-	-	-
Jewelry (gold and platinum) and silverware.....				-	-	-	-	-	-	-	-
Costume jewelry and novelties.....				-	-	-	-	-	-	-	-
All other jewelry and personal goods (excluding costume).....			06/07	-	-	-	-	-	-	-	-
Jewelers' material and lapidary work.....			12/08	-	-	-	-	-	-	-	-
Pens, pencils, and marking devices.....	15	95		-	-	-	-	-	-	-	-
Pens, markers, mechanical pencils, and associated parts.....	15	9502	12/85	-	-	-	-	-	-	-	-
Lead pencils, art goods, office supplies and small office equipment, excluding paper.....	15	9503	12/85	-	-	-	-	-	-	-	-
Marking devices.....			12/85	-	-	-	-	-	-	-	-
Brooms and brushes.....	15	97		-	-	-	-	-	-	-	-
Brooms, brushes and mops.....	15	9705	12/85	-	-	-	-	-	-	-	-
Miscellaneous products, n.e.c.....	15	9A	12/85	-	-	-	-	-	-	-	-
Candles.....			12/85	-	-	-	-	-	-	-	-
Signs and advertising displays.....			12/85	-	-	-	-	-	-	-	-
All other miscellaneous fabricated products and recyclable materials.....			12/85	-	-	-	-	-	-	-	-
Reproduction of audio and video media and software.....			12/03	-	-	-	-	-	-	-	-
Reproduction of audio and video media and software.....			12/03	-	-	-	-	-	-	-	-
Services²											
Transportation of freight and mail.....	30	1	06/09	165.337	165.613	165.368	167.064	167.913	-0.1	1.0	0.5
Rail transportation of freight and mail.....	30	11	12/08	-	-	-	-	-	-	-	-
Rail transportation of freight and mail.....	30	1101	12/08	-	-	-	-	-	-	-	-
Truck transportation of freight.....	30	12	06/09	-	-	-	-	-	-	-	-
Local motor carrying.....	30	1201	06/09	-	-	-	-	-	-	-	-
Long-distance motor carrying.....	30	1202	06/09	-	-	-	-	-	-	-	-
Water transportation of freight.....			06/09	-	-	-	-	-	-	-	-
Deep sea water transportation of freight.....			12/08	-	-	-	-	-	-	-	-
Coastal and intercoastal water transportation of freight.....			12/08	-	-	-	-	-	-	-	-
Great Lakes-St Lawrence Seaway water transportation of freight.....	30	1303	12/08	-	-	-	-	-	-	-	-
Inland waterways transportation of freight.....			12/08	-	-	-	-	-	-	-	-
Air transportation of freight.....			12/08	-	-	-	-	-	-	-	-
Air transportation of freight.....			12/08	-	-	-	-	-	-	-	-
Courier, messenger, and U.S. postal services.....	30	16	06/09	192.383	193.170	193.203	193.972	197.952	0.0	0.4	2.1
U.S. Postal Service.....	30	1601	06/89	-	-	-	-	-	-	-	-
Courier and messenger services, except air.....	30	1602	04/09	211.054	212.378	213.339	213.920	214.994	0.5	0.3	0.5
Air mail and package delivery services, excluding by USPS.....	30	1603	04/09	246.118	247.620	245.910	248.777	246.658	-0.7	1.2	-0.9
Pipeline transportation.....			05/22	-	-	-	-	-	-	-	-
Pipeline transportation of petroleum products.....	30	1701	12/08	203.749	203.294	202.906	199.099	197.720	-0.2	-1.9	-0.7
Pipeline transportation of natural gas.....			05/22	-	-	-	-	-	-	-	-
Transportation of passengers (partial).....	30	2	06/09	146.868	141.156	141.722	141.833	140.671	0.4	0.1	-0.8
Rail transportation of passengers.....	30	21	12/08	133.573	133.539	133.376	133.404	133.485	-0.1	0.0	0.1
Rail transportation of passengers.....	30	2101	12/08	133.573	133.539	133.376	133.404	133.485	-0.1	0.0	0.1
Airline passenger services.....	30	22	12/08	135.471	130.144	130.673	130.776	129.692	0.4	0.1	-0.8
Airline passenger services.....	30	2201	12/08	135.471	130.144	130.673	130.776	129.692	0.4	0.1	-0.8
Services related to water transportation.....	31	1	06/09	-	-	-	-	-	-	-	-
Towing, tugging, docking, and related services.....	31	11	03/09	-	-	-	-	-	-	-	-
Towing, tugging, docking and related services.....	31	1101	03/09	-	-	-	-	-	-	-	-
Operation of port waterfront terminals.....			12/08	-	-	-	-	-	-	-	-
Operation of port waterfront terminals.....			12/08	-	-	-	-	-	-	-	-
Marine cargo handling.....	31	13	12/08	134.531	134.920	135.065	135.063	136.827	0.1	0.0	1.3
Marine cargo handling.....	31	1301	12/08	134.531	134.920	135.065	135.063	136.827	0.1	0.0	1.3
Services related to air transportation.....	31	2	04/09	144.734	146.727	147.794	149.279	149.911	0.7	1.0	0.4
Other airport operations, excluding aircraft maintenance and repair.....	31	21	04/09	144.734	146.727	147.794	149.279	149.911	0.7	1.0	0.4
Other airport operations, excluding aircraft maintenance and repair.....	31	2101	04/09	144.734	146.727	147.794	149.279	149.911	0.7	1.0	0.4
Other services related to transportation activities (partial).....			06/09	-	-	-	-	-	-	-	-
Arrangement of freight and cargo.....			12/08	-	-	-	-	-	-	-	-
Arrangement of freight and cargo.....			12/08	-	-	-	-	-	-	-	-
Freight forwarding.....			12/08	-	-	-	-	-	-	-	-

See footnotes at end of table.

Table 8. Producer price indexes and percentage changes for selected commodity and service groupings and individual items, seasonally adjusted — Continued
 [August 2024, Index base 1982=100, unless otherwise indicated]

Title	Commodity code		Other index base	Seasonally adjusted index ¹					Seasonally adjusted 1-month percent change ¹		
	Group code	Item code		Apr. 2024	May 2024 ^P	June 2024 ^P	July 2024 ^P	Aug. 2024 ^P	May to June ^P	June to July ^P	July to Aug. ^P
Freight forwarding.....			12/08	-	-	-	-	-	-	-	-
Warehousing, storage, and related services.....			12/08	-	-	-	-	-	-	-	-
Warehousing, storage, and related services.....			12/08	-	-	-	-	-	-	-	-
Warehousing, storage, and related services.....			12/08	-	-	-	-	-	-	-	-
Book, periodical, and newspaper publishing sales and subscriptions.....	33	1	06/09	157.024	157.737	159.254	160.139	161.188	1.0	0.6	0.7
Sales of books.....	33	11		507.333	510.992	511.371	516.688	519.834	0.1	1.0	0.6
Sales of textbooks.....	33	1101		-	-	-	-	-	-	-	-
Sales of technical, scientific, and professional books.....	33	1102		859.255	865.527	867.727	879.877	886.790	0.3	1.4	0.8
Sales of religious books.....				-	-	-	-	-	-	-	-
Sales of general adult and juvenile books.....				-	-	-	-	-	-	-	-
Sales of general reference books.....				-	-	-	-	-	-	-	-
Sales and subscriptions of periodicals and newspapers.....	33	12	06/09	151.354	151.665	154.378	154.551	155.630	1.8	0.1	0.7
Sales and subscriptions of periodicals.....			06/07	-	-	-	-	-	-	-	-
Newspaper subscription and single copy sales.....	33	1202		611.152	613.275	631.734	632.698	640.040	3.0	0.2	1.2
Greeting card publishing sales.....			12/85	-	-	-	-	-	-	-	-
Greeting card publishing sales.....			12/85	-	-	-	-	-	-	-	-
Greeting card publishing sales.....			12/85	-	-	-	-	-	-	-	-
Calendars, yearbooks, and other miscellaneous publishing sales.....			12/89	-	-	-	-	-	-	-	-
Calendars, yearbooks, and other miscellaneous publishing sales.....			12/89	-	-	-	-	-	-	-	-
Calendars, yearbooks, and other miscellaneous publishing sales.....			12/89	-	-	-	-	-	-	-	-
Directory, mailing list, and related compilations publishing sales.....			12/22	-	-	-	-	-	-	-	-
Directory, mailing list, and related compilations publishing sales.....			12/22	-	-	-	-	-	-	-	-
Directory, mailing list, and related compilations publishing sales.....			12/22	-	-	-	-	-	-	-	-
System software publishing.....			05/22	-	-	-	-	-	-	-	-
System software publishing.....			05/22	-	-	-	-	-	-	-	-
System software publishing.....			05/22	-	-	-	-	-	-	-	-
Application software publishing.....			06/09	-	-	-	-	-	-	-	-
Application software publishing.....			06/09	-	-	-	-	-	-	-	-
Desktop and portable device application software publishing.....			12/08	-	-	-	-	-	-	-	-
Application software publishing, cross-industry, vertical market, utilities, and other.....			12/08	-	-	-	-	-	-	-	-
Application software publishing, game software.....	34	2104	12/13	-	-	-	-	-	-	-	-
Affiliate agreements, programming sales, and retransmission fees for cable and broadcast tv.....	35	1	06/09	160.121	160.118	161.175	161.588	161.649	0.7	0.3	0.0
Affiliate agreements, programming sales, and retransmission fees for cable and broadcast tv.....	35	11	06/09	160.121	160.118	161.175	161.588	161.649	0.7	0.3	0.0
Affiliate agreements, programming sales, and retransmission fees for cable and broadcast tv.....	35	1101	12/08	163.075	163.090	164.182	164.589	164.653	0.7	0.2	0.0
Affiliate agreements, programming sales, and retransmission fees for radio.....			06/09	-	-	-	-	-	-	-	-
Affiliate agreements, programming sales, and retransmission fees for radio.....			06/09	-	-	-	-	-	-	-	-
Affiliate agreements, programming sales, and network compensation for radio.....			12/08	-	-	-	-	-	-	-	-
Advertising space sales in periodicals, newspapers, directories, and mailing lists.....	36	1	06/09	-	-	-	-	-	-	-	-
Advertising space sales in periodicals and newspapers.....	36	11	06/09	-	-	-	-	-	-	-	-
Advertising space sales in periodicals.....	36	1101		-	-	-	-	-	-	-	-
Advertising space sales in newspapers.....	36	1102		-	-	-	-	-	-	-	-
Advertising space sales in directories and mailing lists.....	36	12	12/08	-	-	-	-	-	-	-	-
Print advertising space sales in directories and mailing lists.....	36	1201	12/08	-	-	-	-	-	-	-	-
Television advertising time sales.....	36	2	06/09	81.551	81.370	80.248	80.305	76.677	-1.4	0.1	-4.5
Television advertising time sales.....	36	21	06/09	81.551	81.370	80.248	80.305	76.677	-1.4	0.1	-4.5
Broadcast and network television advertising time sales.....	36	2101	12/08	76.784	73.983	76.191	76.504	77.965	3.0	0.4	1.9
Cable network advertising time sales.....	36	2102	12/08	-	-	-	-	-	-	-	-
Local cable system advertising time sales.....			12/08	-	-	-	-	-	-	-	-
Radio advertising time sales.....	36	3	03/09	90.407	94.396	91.964	84.227	85.566	-2.6	-8.4	1.6
Radio advertising time sales.....	36	31	03/09	90.407	94.396	91.964	84.227	85.566	-2.6	-8.4	1.6
Radio advertising time sales.....	36	3101	03/09	90.407	94.396	91.964	84.227	85.566	-2.6	-8.4	1.6
Internet advertising sales.....			12/22	-	-	-	-	-	-	-	-
Internet advertising sales.....			12/22	-	-	-	-	-	-	-	-
Internet advertising sales.....			12/22	-	-	-	-	-	-	-	-
Wired telephone services.....	37	1	06/09	-	-	-	-	-	-	-	-
Residential wired telephone services.....	37	11	06/09	-	-	-	-	-	-	-	-
Local residential wired telephone service.....	37	1101	12/08	-	-	-	-	-	-	-	-
Long distance residential wired telephone service.....	37	1102	03/09	-	-	-	-	-	-	-	-
All-distance residential wired telephone service.....	37	1103	12/11	-	-	-	-	-	-	-	-

See footnotes at end of table.

Table 8. Producer price indexes and percentage changes for selected commodity and service groupings and individual items, seasonally adjusted — Continued
 [August 2024, Index base 1982=100, unless otherwise indicated]

Title	Commodity code		Other index base	Seasonally adjusted index ¹					Seasonally adjusted 1-month percent change ¹		
	Group code	Item code		Apr. 2024	May 2024 ^P	June 2024 ^P	July 2024 ^P	Aug. 2024 ^P	May to June ^P	June to July ^P	July to Aug. ^P
Business wired telephone services.....			06/09	-	-	-	-	-	-	-	-
Local business wired telephone service.....			12/08	-	-	-	-	-	-	-	-
Long distance business wired telephone and other toll service.....	37	1202	04/09	97.766	100.037	101.833	104.278	104.016	1.8	2.4	-0.3
Private line wired telephone service.....	37	1204	12/11	-	-	-	-	-	-	-	-
All-distance business wired telephone service (partial).....			05/22	-	-	-	-	-	-	-	-
Other telephone services.....			12/08	-	-	-	-	-	-	-	-
Other wired telephone services.....			12/08	-	-	-	-	-	-	-	-
Wireless telecommunication services.....	37	2	06/09	66.909	67.403	67.465	67.532	67.027	0.1	0.1	-0.7
Cellular phone and other wireless telecommunication services.....	37	21	03/09	65.343	65.855	65.912	65.976	65.481	0.1	0.1	-0.8
Cellular phone and other wireless telecommunication services.....	37	2101	03/09	65.343	65.855	65.912	65.976	65.481	0.1	0.1	-0.8
Cable and satellite subscriber services.....	37	3	12/08	172.835	174.098	174.993	172.492	170.644	0.5	-1.4	-1.1
Cable and satellite subscriber services.....	37	31	12/08	172.835	174.098	174.993	172.492	170.644	0.5	-1.4	-1.1
Cable and satellite subscriber services.....	37	3101	12/08	172.835	174.098	174.993	172.492	170.644	0.5	-1.4	-1.1
Internet access services.....			03/09	-	-	-	-	-	-	-	-
Internet access services.....			03/09	-	-	-	-	-	-	-	-
Residential Internet access services.....			12/11	-	-	-	-	-	-	-	-
Business Internet access services.....	37	4103	12/11	-	-	-	-	-	-	-	-
Bundled wired telecommunications access services.....			12/11	-	-	-	-	-	-	-	-
Bundled wired telecommunications access services.....			12/11	-	-	-	-	-	-	-	-
Bundled wired telecommunications access services.....			12/11	-	-	-	-	-	-	-	-
Data processing and related services.....			06/09	-	-	-	-	-	-	-	-
Data processing and related services.....			06/09	-	-	-	-	-	-	-	-
Hosting, ASP and other IT infrastructure provisioning services.....			12/08	-	-	-	-	-	-	-	-
Business process management services (partial).....			12/08	-	-	-	-	-	-	-	-
Data management, information transformation and other services.....			12/08	-	-	-	-	-	-	-	-
Loan services (partial).....	39	1	06/09	208.347	206.838	202.745	198.820	202.178	-2.0	-1.9	1.7
Business loans (partial).....	39	11	04/09	395.586	393.309	394.567	386.403	386.571	0.3	-2.1	0.0
Business loans (partial).....	39	1101	04/09	395.586	393.309	394.567	386.403	386.571	0.3	-2.1	0.0
Consumer loans (partial).....	39	12	06/09	138.343	137.382	124.886	123.824	131.149	-9.1	-0.9	5.9
Residential real estate loans (partial).....			04/09	-	-	-	-	-	-	-	-
Vehicle loans (partial).....	39	1202	04/09	59.729	59.225	58.802	59.344	60.450	-0.7	0.9	1.9
Credit cards, overdraft credit, and related plans (partial).....	39	1203	04/09	205.620	203.829	207.295	208.040	207.240	1.7	0.4	-0.4
Other loans and loan services (partial).....			04/09	-	-	-	-	-	-	-	-
Other loans and loan services (partial).....			04/09	-	-	-	-	-	-	-	-
Deposit services (partial).....			04/09	-	-	-	-	-	-	-	-
Deposit services (partial).....			04/09	-	-	-	-	-	-	-	-
Deposit services (partial).....			04/09	-	-	-	-	-	-	-	-
Other credit intermediation services, including trust services (partial).....			04/09	-	-	-	-	-	-	-	-
Other credit intermediation services, including trust services (partial).....			04/09	-	-	-	-	-	-	-	-
Other credit intermediation services, including trust services (partial).....			04/09	-	-	-	-	-	-	-	-
Securities brokerage, dealing, investment advice, and related services.....			06/09	-	-	-	-	-	-	-	-
Securities brokerage, dealing, investment advice, and related services.....			06/09	-	-	-	-	-	-	-	-
Securities brokerage, dealing, and investment advice.....			12/08	-	-	-	-	-	-	-	-
Securities brokerage and dealing related services (partial).....			12/08	-	-	-	-	-	-	-	-
Portfolio management.....			12/08	-	-	-	-	-	-	-	-
Portfolio management.....			12/08	-	-	-	-	-	-	-	-
Portfolio management.....			12/08	-	-	-	-	-	-	-	-
Investment banking.....			12/08	-	-	-	-	-	-	-	-
Investment banking.....			12/08	-	-	-	-	-	-	-	-
Investment banking.....			12/08	-	-	-	-	-	-	-	-
Insurance.....	41	1	06/09	138.275	139.088	139.134	139.088	139.648	0.0	0.0	0.4
Insurance.....	41	11	06/09	138.275	139.088	139.134	139.088	139.648	0.0	0.0	0.4
Life insurance.....	41	1101	03/09	-	-	-	-	-	-	-	-
Disability insurance, including accidental death.....	41	1102	03/09	-	-	-	-	-	-	-	-
Health and medical insurance.....	41	1103	03/09	154.321	154.613	154.857	155.018	155.812	0.2	0.1	0.5
Property and casualty insurance.....	41	1104	03/09	-	-	-	-	-	-	-	-
Annuities.....			03/09	-	-	-	-	-	-	-	-
Annuities.....			03/09	-	-	-	-	-	-	-	-
Annuities.....			03/09	-	-	-	-	-	-	-	-
Commissions from sales of insurance.....	42	1	06/09	-	-	-	-	-	-	-	-
Commissions from sales of insurance.....	42	11	06/09	-	-	-	-	-	-	-	-
Commissions from sales of life insurance and annuities.....	42	1101	06/09	-	-	-	-	-	-	-	-
Commissions from sales of health and medical insurance.....			06/09	-	-	-	-	-	-	-	-

See footnotes at end of table.

Table 8. Producer price indexes and percentage changes for selected commodity and service groupings and individual items, seasonally adjusted — Continued
 [August 2024, Index base 1982=100, unless otherwise indicated]

Title	Commodity code		Other index base	Seasonally adjusted index ¹					Seasonally adjusted 1-month percent change ¹		
	Group code	Item code		Apr. 2024	May 2024 ^P	June 2024 ^P	July 2024 ^P	Aug. 2024 ^P	May to June ^P	June to July ^P	July to Aug. ^P
Commissions from sales of property and casualty insurance.....	42	1103	06/09	-	-	-	-	-	-	-	-
Commissions from sales of other insurance.....			06/09	-	-	-	-	-	-	-	-
Nonresidential real estate services.....			06/09	-	-	-	-	-	-	-	-
Nonresidential real estate rents.....	43	11	06/09	-	-	-	-	-	-	-	-
Office buildings, gross rents.....			12/08	-	-	-	-	-	-	-	-
Retail properties, gross rents.....			04/09	-	-	-	-	-	-	-	-
Industrial buildings, gross rents.....			04/09	-	-	-	-	-	-	-	-
Self-service storage and miniwarehouses, gross rents.....	43	1104	12/08	-	-	-	-	-	-	-	-
Other nonresidential buildings, gross rents.....	43	1105	12/08	123.801	122.775	120.201	123.349	127.756	-2.1	2.6	3.6
Nonresidential property sales and leases including land, brokerage fees and commissions.....			12/08	-	-	-	-	-	-	-	-
Nonresidential property sales and leases including land, brokerage fees and commissions.....			12/08	-	-	-	-	-	-	-	-
Nonresidential property management fees.....			12/08	-	-	-	-	-	-	-	-
Nonresidential property management fees.....			12/08	-	-	-	-	-	-	-	-
Residential real estate services (partial).....	43	2	06/09	181.834	182.501	183.490	183.962	184.046	0.5	0.3	0.0
Residential property sales and rental, brokerage fees and commissions.....	43	21	12/08	202.949	203.931	204.886	205.498	205.740	0.5	0.3	0.1
Residential property sales and rental, brokerage fees and commissions.....	43	2101	12/08	202.949	203.931	204.886	205.498	205.740	0.5	0.3	0.1
Residential property management fees.....			12/08	-	-	-	-	-	-	-	-
Residential property management fees.....			12/08	-	-	-	-	-	-	-	-
Real estate appraisal fees.....			12/08	-	-	-	-	-	-	-	-
Real estate appraisal fees.....			12/08	-	-	-	-	-	-	-	-
Real estate appraisal fees.....			12/08	-	-	-	-	-	-	-	-
Passenger car rental.....	44	1	03/09	104.054	103.076	107.710	108.355	104.325	4.5	0.6	-3.7
Passenger car rental.....	44	11	03/09	104.054	103.076	107.710	108.355	104.325	4.5	0.6	-3.7
Passenger car rental.....	44	1101	03/09	104.054	103.076	107.710	108.355	104.325	4.5	0.6	-3.7
Truck, trailer, and RV rental and leasing.....			06/09	-	-	-	-	-	-	-	-
Truck, trailer, and RV rental and leasing.....			06/09	-	-	-	-	-	-	-	-
Truck, truck trailer and RV rental.....			12/08	-	-	-	-	-	-	-	-
Truck, truck trailer and RV leasing.....			12/08	-	-	-	-	-	-	-	-
Construction, mining, and forestry machinery and equipment rental and leasing.....			03/09	-	-	-	-	-	-	-	-
Construction, mining, and forestry machinery and equipment rental and leasing.....			03/09	-	-	-	-	-	-	-	-
Construction, mining, and forestry machinery and equipment rental and leasing.....			03/09	-	-	-	-	-	-	-	-
Legal services.....	45	1	03/09	174.789	175.353	175.506	176.416	177.265	0.1	0.5	0.5
Legal services.....	45	11	03/09	174.789	175.353	175.506	176.416	177.265	0.1	0.5	0.5
Legal services.....	45	1101	03/09	174.789	175.353	175.506	176.416	177.265	0.1	0.5	0.5
Accounting services (partial).....	45	2	06/09	133.346	134.564	132.316	132.534	133.604	-1.7	0.2	0.8
Accounting services, excluding payroll.....	45	21	06/09	133.346	134.564	132.316	132.534	133.604	-1.7	0.2	0.8
Financial auditing.....	45	2101	12/08	-	-	-	-	-	-	-	-
Tax preparation and planning.....	45	2102	04/09	134.285	138.340	133.433	133.106	135.228	-3.5	-0.2	1.6
Bookkeeping and compilation.....			12/08	-	-	-	-	-	-	-	-
Other accounting services, including billing and review (partial).....			12/08	-	-	-	-	-	-	-	-
Architectural and engineering services.....	45	3	06/09	135.210	135.548	135.920	135.818	136.047	0.3	-0.1	0.2
Architectural services.....			03/09	-	-	-	-	-	-	-	-
Architectural services.....			03/09	-	-	-	-	-	-	-	-
Engineering services.....	45	32	03/09	138.913	139.321	139.726	139.515	139.773	0.3	-0.2	0.2
Engineering services.....	45	3201	03/09	138.913	139.321	139.726	139.515	139.773	0.3	-0.2	0.2
Management, scientific, and technical consulting services.....	45	4	06/09	-	-	-	-	-	-	-	-
Management consulting services.....	45	41	06/09	-	-	-	-	-	-	-	-
Administrative and general management consulting services.....	45	4101	12/08	-	-	-	-	-	-	-	-
Human resources consulting services.....			12/08	-	-	-	-	-	-	-	-
Marketing consulting services.....			12/08	-	-	-	-	-	-	-	-
Process, physical distribution, and logistics consulting services.....			12/08	-	-	-	-	-	-	-	-
Advertising and related services (partial).....			12/08	-	-	-	-	-	-	-	-
Advertising agency services.....			12/08	-	-	-	-	-	-	-	-
Advertising agency services.....			12/08	-	-	-	-	-	-	-	-
Information technology (IT) technical support and consulting services (partial).....	45	6	12/08	-	-	-	-	-	-	-	-
Information technology (IT) technical support and consulting services (partial).....	45	61	12/08	-	-	-	-	-	-	-	-
Information technology (IT) technical support and consulting services (partial).....	45	6101	12/08	-	-	-	-	-	-	-	-
Permanent placement services.....			03/09	-	-	-	-	-	-	-	-

See footnotes at end of table.

Table 8. Producer price indexes and percentage changes for selected commodity and service groupings and individual items, seasonally adjusted — Continued
 [August 2024, Index base 1982=100, unless otherwise indicated]

Title	Commodity code		Other index base	Seasonally adjusted index ¹					Seasonally adjusted 1-month percent change ¹		
	Group code	Item code		Apr. 2024	May 2024 ^P	June 2024 ^P	July 2024 ^P	Aug. 2024 ^P	May to June ^P	June to July ^P	July to Aug. ^P
Permanent placement services.....			03/09	-	-	-	-	-	-	-	-
Employment placement services.....			03/09	-	-	-	-	-	-	-	-
Executive search services.....			12/08	-	-	-	-	-	-	-	-
Executive search services.....			12/08	-	-	-	-	-	-	-	-
Executive search services.....			12/08	-	-	-	-	-	-	-	-
Staffing services.....	46	3	06/09	129.969	130.084	129.539	130.387	129.526	-0.4	0.7	-0.7
Temporary help services.....			03/09	-	-	-	-	-	-	-	-
Temporary help services.....			03/09	-	-	-	-	-	-	-	-
Co-employment staffing services.....	46	32	12/08	119.993	120.184	120.001	119.845	119.783	-0.2	-0.1	-0.1
Co-employment staffing services.....	46	3201	12/08	119.993	120.184	120.001	119.845	119.783	-0.2	-0.1	-0.1
Arrangement of flights (partial).....	47	1	06/09	98.955	99.001	97.539	100.833	100.172	-1.5	3.4	-0.7
Arrangement of international flights.....	47	11	12/08	109.258	109.285	106.365	110.502	109.159	-2.7	3.9	-1.2
Arrangement of international flights.....	47	1101	12/08	109.258	109.285	106.365	110.502	109.159	-2.7	3.9	-1.2
Arrangement of domestic flights.....			12/08	-	-	-	-	-	-	-	-
Arrangement of domestic flights (partial).....			12/08	-	-	-	-	-	-	-	-
Arrangement of vehicle rentals and lodging.....	47	2	12/08	-	-	-	-	-	-	-	-
Arrangement of vehicle rentals and lodging.....	47	21	12/08	-	-	-	-	-	-	-	-
Arrangement of vehicle rentals and lodging (partial).....	47	2101	12/08	-	-	-	-	-	-	-	-
Arrangement of cruises and tours.....			12/08	-	-	-	-	-	-	-	-
Arrangement of cruises and tours.....			12/08	-	-	-	-	-	-	-	-
Arrangement of cruises and tours.....			12/08	-	-	-	-	-	-	-	-
Other travel arrangements (partial).....			12/08	-	-	-	-	-	-	-	-
Other travel arrangements (partial).....			12/08	-	-	-	-	-	-	-	-
Other travel arrangements (partial).....			12/08	-	-	-	-	-	-	-	-
Security guard services.....			03/09	-	-	-	-	-	-	-	-
Security guard services.....			03/09	-	-	-	-	-	-	-	-
Security guard services.....			03/09	-	-	-	-	-	-	-	-
Janitorial services.....			03/09	-	-	-	-	-	-	-	-
Janitorial services.....			03/09	-	-	-	-	-	-	-	-
Janitorial services.....			03/09	-	-	-	-	-	-	-	-
Waste collection.....	50	1	12/08	173.440	177.731	178.439	178.218	176.943	0.4	-0.1	-0.7
Solid waste collection.....	50	11	12/08	173.440	177.731	178.439	178.218	176.943	0.4	-0.1	-0.7
Solid waste collection.....	50	1101	12/08	173.440	177.731	178.439	178.218	176.943	0.4	-0.1	-0.7
Outpatient care (partial).....	51	1	06/09	131.349	131.708	131.896	131.888	132.022	0.1	0.0	0.1
Outpatient care (partial).....	51	11	06/09	131.349	131.708	131.896	131.888	132.022	0.1	0.0	0.1
Physician care.....	51	1101	03/09	118.292	118.547	118.805	118.559	118.576	0.2	-0.2	0.0
Medical laboratory and diagnostic imaging center care.....			03/09	-	-	-	-	-	-	-	-
Home health and hospice care.....	51	1103	12/08	128.964	129.120	129.431	129.979	130.106	0.2	0.4	0.1
Hospital outpatient care.....	51	1104	12/08	-	-	-	-	-	-	-	-
Dental care.....	51	1105	06/10	136.412	137.229	137.445	137.513	137.522	0.2	0.0	0.0
Inpatient care.....	51	2	06/09	152.683	153.375	153.877	154.627	154.632	0.3	0.5	0.0
Inpatient care.....	51	21	06/09	152.683	153.375	153.877	154.627	154.632	0.3	0.5	0.0
Hospital inpatient care.....	51	2101	12/08	154.305	155.179	155.827	156.205	156.247	0.4	0.2	0.0
Nursing home care.....	51	2102	12/08	148.796	149.156	149.177	151.253	151.125	0.0	1.4	-0.1
Intellectual and developmental disability center care.....	51	2103	12/08	205.284	204.384	204.836	205.946	205.975	0.2	0.5	0.0
Sales of blood and blood products, organs, and tissues.....			03/09	-	-	-	-	-	-	-	-
Sales of blood and blood products, organs, and tissues.....			03/09	-	-	-	-	-	-	-	-
Sales of blood and blood products, organs, and tissues.....			03/09	-	-	-	-	-	-	-	-
Traveler accommodation services.....	53	1	06/09	141.653	146.539	145.538	140.613	146.798	-0.7	-3.4	4.4
Traveler accommodation services.....	53	11	06/09	141.653	146.539	145.538	140.613	146.798	-0.7	-3.4	4.4
Guestroom or unit rental.....	53	1101	03/09	145.869	151.281	149.971	144.363	151.360	-0.9	-3.7	4.8
Other traveler accommodation services.....			03/09	-	-	-	-	-	-	-	-
Food and beverage for immediate consumption services (partial).....	54	1	06/09	-	-	-	-	-	-	-	-
Food and nonalcoholic beverages for immediate consumption (partial).....	54	11	04/09	-	-	-	-	-	-	-	-
Food and nonalcoholic beverages for immediate consumption (partial).....	54	1101	04/09	-	-	-	-	-	-	-	-
Alcoholic beverages for immediate consumption (partial).....			12/08	-	-	-	-	-	-	-	-
Alcoholic beverages for immediate consumption (partial).....			12/08	-	-	-	-	-	-	-	-
Commercial and industrial machinery and equipment repair and maintenance.....	55	1	03/09	163.456	165.485	167.156	166.923	168.907	1.0	-0.1	1.2
Commercial and industrial machinery and equipment repair and maintenance.....	55	11	03/09	163.456	165.485	167.156	166.923	168.907	1.0	-0.1	1.2
Commercial machinery repair and maintenance.....	55	1101	03/09	163.456	165.485	167.156	166.923	168.907	1.0	-0.1	1.2
Motor vehicle repair and maintenance (partial).....	55	2	12/08	-	-	-	-	-	-	-	-
Motor vehicle repair and maintenance (partial).....	55	21	12/08	-	-	-	-	-	-	-	-

See footnotes at end of table.

Table 8. Producer price indexes and percentage changes for selected commodity and service groupings and individual items, seasonally adjusted — Continued
 [August 2024, Index base 1982=100, unless otherwise indicated]

Title	Commodity code		Other index base	Seasonally adjusted index ¹					Seasonally adjusted 1-month percent change ¹		
	Group code	Item code		Apr. 2024	May 2024 ^P	June 2024 ^P	July 2024 ^P	Aug. 2024 ^P	May to June ^P	June to July ^P	July to Aug. ^P
Motor vehicle repair and maintenance (partial).....	55	2101	12/08	-	-	-	-	-	-	-	-
Ship repair and maintenance.....			06/09	-	-	-	-	-	-	-	-
Ship repair and maintenance.....			06/09	-	-	-	-	-	-	-	-
Ship repair, military.....			12/08	-	-	-	-	-	-	-	-
Ship repair, nonmilitary.....	55	3102	12/08	-	-	-	-	-	-	-	-
Aircraft repair and maintenance.....	55	4	04/09	155.258	156.294	156.670	156.852	156.918	0.2	0.1	0.0
Aircraft repair and maintenance.....	55	41	04/09	155.258	156.294	156.670	156.852	156.918	0.2	0.1	0.0
Aircraft repair and maintenance.....	55	4101	04/09	155.258	156.294	156.670	156.852	156.918	0.2	0.1	0.0
Membership dues and admissions and recreation facility use fees (partial).....	56	1	06/09	-	-	-	-	-	-	-	-
Membership dues and admissions and recreation facility use fees (partial).....	56	11	06/09	-	-	-	-	-	-	-	-
Membership dues.....	56	1101	04/09	-	-	-	-	-	-	-	-
Admissions and recreational facilities use fees (partial).....	56	1102	12/08	-	-	-	-	-	-	-	-
Recreational activity instruction fees (partial).....	56	2	12/08	-	-	-	-	-	-	-	-
Recreational activity instruction fees (partial).....	56	21	12/08	-	-	-	-	-	-	-	-
Recreational activity instruction fees (partial).....	56	2101	12/08	-	-	-	-	-	-	-	-
Gaming receipts (partial).....			12/08	-	-	-	-	-	-	-	-
Gaming receipts (partial).....			12/08	-	-	-	-	-	-	-	-
Gaming receipts (partial).....			12/08	-	-	-	-	-	-	-	-
Machinery and equipment and parts and supplies wholesaling.....			06/09	-	-	-	-	-	-	-	-
Machinery and equipment and parts and supplies wholesaling.....			06/09	-	-	-	-	-	-	-	-
Parts and supplies for machinery and equipment wholesaling.....			03/09	-	-	-	-	-	-	-	-
Machinery and vehicle wholesaling.....			05/19	-	-	-	-	-	-	-	-
Professional and commercial equipment wholesaling.....			05/19	-	-	-	-	-	-	-	-
Furnishings wholesaling.....			03/09	-	-	-	-	-	-	-	-
Furnishings wholesaling.....			03/09	-	-	-	-	-	-	-	-
Furnishings wholesaling.....			03/09	-	-	-	-	-	-	-	-
Building materials, paint, and hardware wholesaling.....	57	3	03/09	127.440	126.137	127.241	129.658	129.605	0.9	1.9	0.0
Building materials, paint, and hardware wholesaling.....	57	31	03/09	127.440	126.137	127.241	129.658	129.605	0.9	1.9	0.0
Building materials, paint, and hardware wholesaling.....	57	3101	03/09	127.440	126.137	127.241	129.658	129.605	0.9	1.9	0.0
Metals, minerals, and ores wholesaling.....			03/09	-	-	-	-	-	-	-	-
Metals, minerals, and ores wholesaling.....			03/09	-	-	-	-	-	-	-	-
Metals, minerals, and ores wholesaling.....			03/09	-	-	-	-	-	-	-	-
Chemicals and allied products wholesaling.....	57	5	03/09	-	-	-	-	-	-	-	-
Chemicals and allied products wholesaling.....	57	51	03/09	-	-	-	-	-	-	-	-
Chemicals and allied products wholesaling.....	57	5101	03/09	-	-	-	-	-	-	-	-
Paper and plastics products wholesaling.....			03/09	-	-	-	-	-	-	-	-
Paper and plastics products wholesaling.....			03/09	-	-	-	-	-	-	-	-
Paper and plastics products wholesaling.....			03/09	-	-	-	-	-	-	-	-
Apparel wholesaling.....			03/09	-	-	-	-	-	-	-	-
Apparel wholesaling.....			03/09	-	-	-	-	-	-	-	-
Apparel wholesaling.....			03/09	-	-	-	-	-	-	-	-
Food and alcohol wholesaling.....			06/09	-	-	-	-	-	-	-	-
Food and alcohol wholesaling.....			06/09	-	-	-	-	-	-	-	-
Food wholesaling.....			03/09	-	-	-	-	-	-	-	-
Alcohol wholesaling.....			02/09	-	-	-	-	-	-	-	-
Other commodities wholesaling.....			03/09	-	-	-	-	-	-	-	-
Other commodities wholesaling.....			03/09	-	-	-	-	-	-	-	-
Other commodities wholesaling.....			03/09	-	-	-	-	-	-	-	-
Food and alcohol retailing.....	58	1	03/09	180.205	183.235	185.004	180.604	175.882	1.0	-2.4	-2.6
Food and alcohol retailing.....	58	11	03/09	180.205	183.235	185.004	180.604	175.882	1.0	-2.4	-2.6
Food retailing.....	58	1102	09/15	145.188	147.513	149.403	145.846	142.112	1.3	-2.4	-2.6
Alcohol retailing.....			09/15	-	-	-	-	-	-	-	-
Health and beauty care retailing, including optical goods.....			03/09	-	-	-	-	-	-	-	-
Health and beauty care retailing, including optical goods.....			03/09	-	-	-	-	-	-	-	-
Health and beauty care retailing, including optical goods.....			03/09	-	-	-	-	-	-	-	-
Apparel, jewelry, footwear, and accessories retailing.....	58	3	06/09	130.023	129.842	130.639	126.253	125.160	0.6	-3.4	-0.9
Apparel, jewelry, footwear, and accessories retailing.....	58	31	06/09	130.023	129.842	130.639	126.253	125.160	0.6	-3.4	-0.9
Apparel, footwear, and accessories retailing.....	58	3101	03/09	123.763	124.061	124.237	120.697	119.584	0.1	-2.8	-0.9
Jewelry retailing.....	58	3102	03/09	-	-	-	-	-	-	-	-
Computer hardware, software, and supplies retailing.....			03/09	-	-	-	-	-	-	-	-
Computer hardware, software, and supplies retailing.....			03/09	-	-	-	-	-	-	-	-
Computer hardware, software, and supplies retailing.....			03/09	-	-	-	-	-	-	-	-

See footnotes at end of table.

Table 8. Producer price indexes and percentage changes for selected commodity and service groupings and individual items, seasonally adjusted — Continued
 [August 2024, Index base 1982=100, unless otherwise indicated]

Title	Commodity code		Other index base	Seasonally adjusted index ¹					Seasonally adjusted 1-month percent change ¹		
	Group code	Item code		Apr. 2024	May 2024 ^P	June 2024 ^P	July 2024 ^P	Aug. 2024 ^P	May to June ^P	June to July ^P	July to Aug. ^P
TV, video, and photographic equipment and supplies retailing.....	58	5	03/09	50.747	53.781	49.050	50.543	46.638	-8.8	3.0	-7.7
TV, video, and photographic equipment and supplies retailing.....	58	51	03/09	50.747	53.781	49.050	50.543	46.638	-8.8	3.0	-7.7
TV, video, and photographic equipment and supplies retailing.....	58	5101	03/09	50.747	53.781	49.050	50.543	46.638	-8.8	3.0	-7.7
Automobiles and automobile parts retailing.....	58	6	06/09	126.850	131.951	128.016	124.072	120.902	-3.0	-3.1	-2.6
Automobiles and automobile parts retailing.....	58	61	06/09	126.850	131.951	128.016	124.072	120.902	-3.0	-3.1	-2.6
Automobile retailing (Partial).....	58	6101	03/09	121.605	128.631	121.077	115.069	111.532	-5.9	-5.0	-3.1
Automotive parts, including tires, retailing.....			03/09	-	-	-	-	-	-	-	-
RVs, trailers, and campers retailing.....			03/09	-	-	-	-	-	-	-	-
RVs, trailers, and campers retailing.....			03/09	-	-	-	-	-	-	-	-
RVs, trailers, and campers retailing.....			03/09	-	-	-	-	-	-	-	-
Sporting goods, including boats, retailing.....	58	9	03/09	128.476	126.626	129.382	120.922	122.908	2.2	-6.5	1.6
Sporting goods, including boats, retailing.....	58	91	03/09	128.476	126.626	129.382	120.922	122.908	2.2	-6.5	1.6
Sporting goods, including boats, retailing.....	58	9101	03/09	128.476	126.626	129.382	120.922	122.908	2.2	-6.5	1.6
Lawn, garden, and farm equipment and supplies retailing.....			03/09	-	-	-	-	-	-	-	-
Lawn, garden, and farm equipment and supplies retailing.....			03/09	-	-	-	-	-	-	-	-
Lawn, garden, and farm equipment and supplies retailing.....			03/09	-	-	-	-	-	-	-	-
Furniture retailing.....			03/09	-	-	-	-	-	-	-	-
Furniture retailing.....			03/09	-	-	-	-	-	-	-	-
Furniture retailing.....			03/09	-	-	-	-	-	-	-	-
Flooring and floor coverings retailing.....			03/09	-	-	-	-	-	-	-	-
Flooring and floor coverings retailing.....			03/09	-	-	-	-	-	-	-	-
Flooring and floor coverings retailing.....			03/09	-	-	-	-	-	-	-	-
Hardware and building materials and supplies retailing.....	58	D	03/09	174.975	171.120	172.652	173.416	177.453	0.9	0.4	2.3
Hardware and building materials and supplies retailing.....	58	D1	03/09	174.975	171.120	172.652	173.416	177.453	0.9	0.4	2.3
Hardware and building materials and supplies retailing.....	58	D101	03/09	174.975	171.120	172.652	173.416	177.453	0.9	0.4	2.3
Major household appliance retailing.....	58	E	03/09	120.693	124.985	127.620	127.057	119.595	2.1	-0.4	-5.9
Major household appliance retailing.....	58	E1	03/09	120.693	124.985	127.620	127.057	119.595	2.1	-0.4	-5.9
Major household appliance retailing.....	58	E101	03/09	120.693	124.985	127.620	127.057	119.595	2.1	-0.4	-5.9
Fuels and lubricants retailing.....	58	F	06/09	242.991	274.486	288.903	275.397	314.345	5.3	-4.7	14.1
Fuels and lubricants retailing.....	58	F1	06/09	242.991	274.486	288.903	275.397	314.345	5.3	-4.7	14.1
Automotive fuels and lubricants retailing.....			03/09	-	-	-	-	-	-	-	-
Household fuels retailing.....	58	F102	03/09	169.168	170.407	170.732	174.525	173.835	0.2	2.2	-0.4
Cleaning supplies and paper products retailing.....			03/09	-	-	-	-	-	-	-	-
Cleaning supplies and paper products retailing.....			03/09	-	-	-	-	-	-	-	-
Cleaning supplies and paper products retailing.....			03/09	-	-	-	-	-	-	-	-
Book retailing.....			03/09	-	-	-	-	-	-	-	-
Book retailing.....			03/09	-	-	-	-	-	-	-	-
Book retailing.....			03/09	-	-	-	-	-	-	-	-
Other merchandise retailing (partial).....	58	I	03/09	141.447	145.521	144.800	144.259	142.596	-0.5	-0.4	-1.2
Other merchandise retailing (partial).....	58	I1	03/09	141.447	145.521	144.800	144.259	142.596	-0.5	-0.4	-1.2
Other merchandise retailing (partial).....	58	I101	03/09	141.447	145.521	144.800	144.259	142.596	-0.5	-0.4	-1.2
Metal treatment services.....			12/84	-	-	-	-	-	-	-	-
Metal treatment services.....			12/84	-	-	-	-	-	-	-	-
Metal plating and polishing.....	59	1101	12/84	-	-	-	-	-	-	-	-
Metal coating and allied services.....			12/84	-	-	-	-	-	-	-	-
Metal heat treating.....			06/85	-	-	-	-	-	-	-	-
Mining services.....	60	1	06/85	-	-	-	-	-	-	-	-
Mining services.....	60	11	06/85	-	-	-	-	-	-	-	-
Support activities for coal mining.....	60	1102	06/85	-	-	-	-	-	-	-	-
Drilling oil and gas wells services.....	60	1103	12/85	-	-	-	-	-	-	-	-
Support activities for oil and gas operations.....			12/85	-	-	-	-	-	-	-	-
Metal and nonmetallic minerals mining services.....			05/23	-	-	-	-	-	-	-	-
Contract work on textile products and apparel.....			06/10	-	-	-	-	-	-	-	-
Contract work on textile products and apparel.....			06/10	-	-	-	-	-	-	-	-
Contract work on textile products.....	61	1102	06/87	-	-	-	-	-	-	-	-
Contract work on apparel.....			06/87	-	-	-	-	-	-	-	-
Contract & commission receipts for tanning or finishing leather owned by others.....			06/11	-	-	-	-	-	-	-	-
Contract & commission receipts for tanning or finishing leather owned by others.....			06/11	-	-	-	-	-	-	-	-
Contract and commission receipts for tanning or finishing leather owned by others.....			12/97	-	-	-	-	-	-	-	-
New nonresidential building construction.....			06/09	-	-	-	-	-	-	-	-

See footnotes at end of table.

Table 8. Producer price indexes and percentage changes for selected commodity and service groupings and individual items, seasonally adjusted — Continued
 [August 2024, Index base 1982=100, unless otherwise indicated]

Title	Commodity code		Other index base	Seasonally adjusted index ¹					Seasonally adjusted 1-month percent change ¹		
	Group code	Item code		Apr. 2024	May 2024 ^p	June 2024 ^p	July 2024 ^p	Aug. 2024 ^p	May to June ^p	June to July ^p	July to Aug. ^p
New nonresidential building construction.....			06/09	-	-	-	-	-	-	-	-
New warehouse building construction.....			12/04	-	-	-	-	-	-	-	-
New school building construction.....			12/05	-	-	-	-	-	-	-	-
New office building construction.....			06/06	-	-	-	-	-	-	-	-
New industrial building construction.....			06/07	-	-	-	-	-	-	-	-
New health care building construction.....			06/12	-	-	-	-	-	-	-	-
Maintenance and repair of nonresidential buildings (partial).....	80	2	04/09	-	-	-	-	-	-	-	-
Maintenance and repair of nonresidential buildings (partial).....	80	21	04/09	-	-	-	-	-	-	-	-
Maintenance and repair of nonresidential buildings (partial).....	80	2101	04/09	-	-	-	-	-	-	-	-

¹ All indexes are subject to revision for 4 months after their originally scheduled publication to incorporate late reports and corrections by survey respondents. In addition, seasonally adjusted indexes are subject to change for up to 5 years due to the recalculation of seasonal factors published each January.

² Due to incomplete coverage of the services sector, some services indexes in this table reflect only a portion of their wherever-provided output. These indexes are flagged using the term "partial" at the end of their titles. For more information regarding wherever-provided services indexes, go to <https://www.bls.gov/ppi/wepnotice.htm>. This webpage includes methodology documentation, a table identifying missing coverage areas for those indexes with incomplete coverage, and a concordance table between wherever-provided services indexes and Census product codes.

^p Preliminary

"-" Seasonal tests did not indicate the presence of seasonality.

Table 9. Producer price indexes for commodity and service groupings and individual items, not seasonally adjusted

[August 2024, Index base 1982=100, unless otherwise indicated]

Title	Commodity code		Other index base	Unadjusted index ¹				
	Group code	Item code		Apr. 2024	May 2024 ^P	June 2024 ^P	July 2024 ^P	Aug. 2024 ^P
Goods								
All commodities.....	00	000000		256.978	255.453	256.015	257.485	255.613
Industrial commodities.....	IND	THRU15		258.004	255.806	256.313	258.145	256.427
Farm products, processed foods and feeds.....	PFF	PLUS02		249.726	251.184	251.982	251.839	249.312
Farm products.....	01	—		223.880	227.229	226.603	223.720	217.642
Fruits & melons, fresh/dry vegs. & nuts.....	01	1		232.739	233.816	223.264	227.048	226.564
Fresh fruits and melons.....	01	11		161.929	158.503	148.516	163.806	159.020
Citrus fruits.....	01	1101		320.823	338.776	349.777	343.664	364.541
Grapefruits.....	01	110101		644.898	638.369	554.311	574.721	590.791
Lemons.....	01	110104		298.320	346.615	388.495	387.529	348.716
Valencia oranges.....	01	110105		260.526	259.340	283.539	270.445	326.618
Navel oranges.....	01	110106		236.839	252.581	249.251	—	—
Other fruits and berries.....	01	1102		145.336	139.789	129.097	145.969	140.363
Plums and fresh prunes.....	01	110201	12/91	—	—	—	470.597	397.438
Nectarines.....	01	110202	12/91	—	—	169.145	135.584	168.922
Cherries.....	01	110203	12/91	—	—	21.620	52.309	—
Apricots.....	01	110204	12/91	—	—	336.730	—	—
Avocados.....	01	110205	12/91	215.960	204.362	233.070	264.469	296.327
Kiwifruit.....	01	110206	12/91	303.413	303.413	—	—	—
Granny Smith apples.....	01	110208	12/91	129.931	118.542	115.504	115.970	120.079
Golden delicious apples.....	01	110211	12/91	153.085	168.695	168.695	166.924	186.173
Red delicious apples.....	01	110215	01	221.759	225.117	214.993	216.373	207.567
McIntosh apples.....	01	110216	01	241.857	243.197	243.197	248.556	248.556
Peaches.....	01	110219	01	—	—	303.601	293.332	376.215
Gala apples.....	01	110220	03/15	101.059	111.402	113.150	115.652	115.920
Pears.....	01	110221	01	147.246	159.340	164.044	183.237	183.436
Strawberries.....	01	110222	01	138.561	85.776	59.383	118.767	108.870
Raspberries.....	01	110224	12/91	—	—	21.800	45.417	30.884
Blackberries.....	01	110225	12/91	—	—	32.828	32.828	62.671
Blueberries.....	01	110227	12/91	—	30.668	36.084	22.902	18.134
Grapes.....	01	110228	01	174.353	174.353	174.057	177.821	171.610
Table grapes.....	01	1102281	12/11	—	—	237.717	254.148	227.843
Raisin grapes.....	01	1102282	08/16	119.667	119.667	119.667	119.667	119.667
Wine grapes.....	01	1102283	12/11	123.993	123.993	123.993	123.993	123.993
Juice grapes.....	01	1102284	01/16	200.445	200.445	200.445	187.258	187.258
Fuji apples.....	01	110229	03/15	112.370	106.613	107.747	107.492	103.277
Empire apples.....	01	110230	10/15	124.464	124.464	124.464	130.027	130.027
Melons.....	01	1103	12/91	—	182.362	152.410	165.158	131.703
Cantaloupes.....	01	110301	01	—	—	195.863	184.075	134.640
Honeydews.....	01	110302	12/91	—	—	259.324	288.265	196.808
Watermelons.....	01	110303	12/91	—	248.048	207.417	241.105	205.189
Fresh and dry vegetables.....	01	13		292.321	301.375	287.967	272.532	279.400
Dry vegetables.....	01	1301		244.128	246.009	247.153	236.352	220.949
Dry beans.....	01	130111	09/15	165.858	165.858	165.858	165.080	161.924
Dry pinto beans.....	01	130110	12/91	429.603	429.603	429.603	429.603	429.603
Dry great northern beans.....	01	130111	12/91	460.952	460.952	460.952	460.952	460.952
Dry pea beans.....	01	130113	01	202.700	202.700	202.700	202.700	—
Dry kidney beans.....	01	130114	12/11	103.212	103.212	103.212	—	—
Dry small red beans.....	01	130115	12/11	77.533	—	—	—	—
Dry garbanzo beans.....	01	130116	12/11	89.440	89.440	89.440	87.168	80.562
Dry black beans.....	01	130117	09/15	178.546	178.546	178.546	178.546	—
Dry peas and lentils.....	01	13012	09/15	148.167	150.922	152.597	137.760	119.184
Dry peas.....	01	130120	12/91	293.763	314.794	310.076	305.214	273.090
Dry lentils.....	01	130121	12/91	435.294	411.626	432.948	339.270	275.097
Fresh vegetables, except potatoes.....	01	1302		335.149	355.744	335.535	305.113	304.177
Cabbage.....	01	130211		210.776	215.111	363.060	396.065	275.704
Carrots.....	01	130212		271.155	271.155	269.088	269.088	276.920
Celery.....	01	130213		307.011	384.515	358.827	224.970	191.415
Sweet corn.....	01	130214		168.212	139.326	158.390	131.511	77.744
Lettuce.....	01	130215		401.722	565.455	451.247	312.881	287.756
Dry onions.....	01	130216		394.923	297.177	196.988	229.546	227.936
Tomatoes.....	01	130217		430.031	353.626	207.155	371.720	666.370
Snap beans.....	01	130218		156.486	—	485.442	—	356.311
Asparagus.....	01	130221	12/91	—	456.013	422.607	—	—
Broccoli.....	01	130222	12/91	296.699	275.377	326.501	376.587	297.307
Cauliflower.....	01	130223	12/91	74.894	70.046	107.904	65.346	62.912

See footnotes at end of table.

Table 9. Producer price indexes for commodity and service groupings and individual items, not seasonally adjusted — Continued
 [August 2024, Index base 1982=100, unless otherwise indicated]

Title	Commodity code		Other index base	Unadjusted index ¹				
	Group code	Item code		Apr. 2024	May 2024 ^P	June 2024 ^P	July 2024 ^P	Aug. 2024 ^P
Spinach.....	01	130224	12/91	505.018	920.079	434.000	599.709	588.661
Greens.....	01	130225	12/91	247.944	258.661	247.642	284.218	247.237
Endive.....	01	130226	12/91	861.440	1,183.616	1,141.789	1,124.831	1,006.131
Green peppers.....	01	130228	12/91	400.910	356.969	764.287	526.007	479.533
Eggplant.....	01	130229	12/91	432.149	341.804	207.424	268.499	—
Squash.....	01	130231	12/91	176.368	128.866	812.520	314.689	207.070
Beets.....	01	130232	12/91	126.671	140.401	141.730	232.526	194.879
Cucumbers.....	01	130234	12/91	301.503	221.417	194.007	—	185.164
Artichokes.....	01	130235	12/11	—	227.364	200.030	176.865	232.839
Sweet potatoes.....	01	1303	12/91	173.630	172.417	171.828	167.114	170.660
Sweet potatoes.....	01	130301	12/91	112.258	111.473	111.092	108.044	110.337
Potatoes.....	01	1306	12/11	105.789	99.000	97.023	105.102	120.873
Long white potatoes.....	01	130601	12/91	—	—	255.584	266.410	—
Round white potatoes.....	01	130602	12/91	282.841	—	205.460	253.015	—
Russet potatoes.....	01	130603	12/91	143.334	134.590	133.888	138.853	166.078
Round red potatoes.....	01	130604	12/91	251.925	230.277	288.234	321.408	292.634
Tree nuts.....	01	19		1,243.812	1,243.812	1,243.812	1,243.812	1,243.812
Tree nuts.....	01	1901		1,243.812	1,243.812	1,243.812	1,243.812	1,243.812
Pecans.....	01	190101		732.203	732.203	732.203	732.203	732.203
Almonds.....	01	190102	12/91	357.337	357.337	357.337	357.337	357.337
Filberts.....	01	190103	12/91	278.766	278.766	278.766	278.766	278.766
Walnuts.....	01	190104	12/91	186.550	186.550	186.550	186.550	186.550
Macadamias.....	01	190105	12/91	371.076	371.076	371.076	371.076	371.076
Pistachios.....	01	190106	12/91	214.334	214.334	214.334	214.334	214.334
Grains.....	01	2		174.765	189.723	182.793	163.127	155.660
Wheat.....	01	21		167.668	198.355	178.962	159.235	151.306
Wheat.....	01	2101		167.668	198.355	178.962	159.235	151.306
Hard red winter wheat.....	01	210101		158.990	196.570	180.388	154.884	148.753
Hard red spring wheat.....	01	210102		201.353	218.175	180.497	175.028	163.097
Soft white wheat.....	01	210103		137.489	154.221	143.229	133.795	130.186
Soft red winter wheat.....	01	210104		167.405	202.963	183.876	162.847	149.840
Hard amber durum wheat.....	01	210105	12/84	254.825	255.160	238.512	211.366	200.852
Other grains.....	01	22		177.641	190.840	186.087	165.108	157.185
Barley.....	01	2201		171.639	176.879	178.372	161.013	137.766
Barley.....	01	220101		171.639	176.879	178.372	161.013	137.766
Corn.....	01	2202		173.929	186.974	182.381	161.805	154.168
Corn.....	01	220205		173.929	186.974	182.381	161.805	154.168
Oats.....	01	2203		250.262	277.478	242.248	230.455	234.321
Oats.....	01	220311		250.262	277.478	242.248	230.455	234.321
Rye.....	01	2204		75.644	75.644	75.644	75.644	75.644
Rye.....	01	220415		75.644	75.644	75.644	75.644	75.644
Sorghum.....	01	2205	12/91	193.602	207.530	198.449	173.737	167.602
Sorghum.....	01	220501	12/91	193.602	207.530	198.449	173.737	167.602
Rough rice.....	01	23	12/91	133.436	131.387	127.998	126.658	126.658
Rough rice.....	01	2301	12/91	133.436	131.387	127.998	126.658	126.658
Rough rice.....	01	230103	12/04	226.881	223.397	217.635	215.358	215.358
Long grain rough rice.....	01	2301031	09/15	150.459	148.624	144.954	143.119	143.119
Medium/short grain rough rice.....	01	2301032	09/15	136.943	133.758	129.936	129.299	129.299
Livestock.....	01	3		264.374	267.257	265.410	270.423	257.834
Slaughter cattle.....	01	31		290.381	297.876	301.974	306.579	298.583
Slaughter steers and heifers.....	01	3101		280.462	287.402	290.610	293.465	285.954
Slaughter steers and heifers.....	01	310199	12/91	265.749	272.325	275.365	278.070	270.953
Slaughter cows and bulls.....	01	3102		295.609	304.552	311.349	321.508	310.976
Slaughter cows and bulls.....	01	310299	12/91	265.842	273.885	279.997	289.134	279.662
Slaughter vealers.....	01	3103		103.046	103.991	105.019	106.388	113.214
Slaughter vealers.....	01	310399	12/91	89.022	89.838	90.726	91.909	97.806
Slaughter hogs.....	01	32		118.984	113.964	111.521	116.953	107.200
Slaughter barrows and gilts.....	01	3201		117.841	113.875	110.406	115.396	105.751
Slaughter barrows and gilts.....	01	320199	12/91	178.168	172.171	166.926	174.471	159.889
Slaughter sows.....	01	3202		140.343	92.185	133.388	156.145	144.047
Slaughter sows.....	01	320299	12/91	243.690	160.068	231.614	271.129	250.122
Slaughter lambs.....	01	33		475.388	449.055	459.349	381.934	352.312
Slaughter lambs.....	01	3301		475.388	449.055	459.349	381.934	352.312
Slaughter lambs.....	01	330199	12/91	548.260	517.891	529.762	440.481	406.318
Feeder and replacement cattle.....	01	34	09/21	189.369	193.610	189.411	191.812	182.129
Feeder and replacement cattle.....	01	3401	09/21	189.369	193.610	189.411	191.812	182.129

See footnotes at end of table.

Table 9. Producer price indexes for commodity and service groupings and individual items, not seasonally adjusted — Continued
 [August 2024, Index base 1982=100, unless otherwise indicated]

Title	Commodity code		Other index base	Unadjusted index ¹				
	Group code	Item code		Apr. 2024	May 2024 ^P	June 2024 ^P	July 2024 ^P	Aug. 2024 ^P
Feeder and replacement cattle.....	01	340199	09/21	189.369	193.610	189.411	191.812	182.129
Slaughter poultry.....	01	4		347.064	347.538	342.587	347.721	322.850
Slaughter chickens.....	01	41		378.234	375.569	373.393	375.552	352.182
Broilers and other meat type chickens.....	01	4102		383.497	380.795	378.589	380.778	357.083
Slaughter chickens.....	01	410299	12/91	369.291	366.689	364.565	366.672	343.855
Slaughter turkeys.....	01	42		208.909	224.968	205.536	226.165	190.015
Slaughter turkeys.....	01	4201		208.909	224.968	205.536	226.165	190.015
Slaughter turkeys.....	01	420199	12/91	190.111	204.724	187.041	205.814	172.917
Slaughter ducks.....	01	43	12/91	300.288	300.288	300.288	300.288	300.288
Slaughter ducks.....	01	4301	12/91	300.288	300.288	300.288	300.288	300.288
Slaughter ducks.....	01	430199	12/91	300.288	300.288	300.288	300.288	300.288
Raw cotton.....	01	5		128.282	108.313	106.942	100.087	100.326
Raw cotton.....	01	51		126.973	107.208	105.851	99.066	99.302
Raw cotton.....	01	5101		126.973	107.208	105.851	99.066	99.302
Raw cotton.....	01	510101		126.973	107.208	105.851	99.066	99.302
Upland cotton.....	01	5101011	09/15	127.720	106.417	105.120	98.356	99.709
Pima cotton.....	01	5101012	09/15	111.328	111.328	109.319	102.623	89.230
Raw milk.....	01	6		156.395	167.838	173.942	173.942	175.672
Raw milk.....	01	61		157.027	168.517	174.645	174.645	176.382
Raw milk.....	01	6101		157.027	168.517	174.645	174.645	176.382
Raw milk.....	01	610102		157.027	168.517	174.645	174.645	176.382
Chicken eggs.....	01	7		380.935	253.033	393.118	379.375	549.479
Chicken eggs.....	01	71		380.935	253.033	393.118	379.375	549.479
Eggs for fresh use.....	01	7107	12/91	309.454	201.905	314.795	286.906	445.040
Eggs, jumbo.....	01	710701	12/84	322.371	217.885	339.239	319.897	507.049
Eggs, extra large.....	01	710702	12/84	341.290	227.480	368.449	339.220	537.233
Eggs, large.....	01	710703		374.833	242.389	384.610	354.119	575.525
Eggs, medium.....	01	710704	12/84	372.312	244.747	339.975	287.792	328.773
Eggs, small.....	01	710705	12/84	253.402	156.604	185.797	185.797	195.016
Breaker stock and checks and undergrades.....	01	7108	12/91	375.220	257.494	397.535	421.859	544.250
Breaker stock.....	01	710801	12/91	363.812	250.437	387.028	408.595	528.874
Checks and undergrades.....	01	710802	12/91	499.558	335.139	513.551	566.025	712.953
Hay, hayseeds, and oilseeds.....	01	8		241.194	255.110	243.293	239.851	206.874
Hay and hayseeds.....	01	81		345.162	442.059	365.794	381.135	275.691
Hay and hayseeds.....	01	8101		345.162	442.059	365.794	381.135	275.691
Alfalfa hay.....	01	810101		329.383	373.716	319.713	341.749	266.168
All other hay.....	01	810102	09/15	125.741	180.117	144.892	147.549	99.212
Oilseeds.....	01	83		217.919	223.141	218.133	213.088	188.856
Oilseeds.....	01	8301		217.919	223.141	218.133	213.088	188.856
Peanuts.....	01	830111		134.234	125.059	111.625	137.749	123.844
Cottonseed.....	01	830121		235.721	247.998	264.886	270.802	284.400
Soybeans.....	01	830131		199.004	204.383	199.709	192.755	168.705
Flaxseed.....	01	830151	12/91	263.104	-	-	293.462	288.402
Sunflower.....	01	830161	12/91	209.150	221.727	249.394	254.654	264.029
Canola.....	01	830171	12/11	95.903	99.709	92.982	93.927	84.066
Miscellaneous oil crops.....	01	830181	09/15	174.792	174.692	173.142	173.083	173.083
Processed foods and feeds.....	02	-		262.992	263.516	265.020	266.233	265.460
Cereal and bakery products.....	02	1		327.396	328.538	327.876	327.665	327.804
Bakery products.....	02	11		361.159	361.095	361.282	361.630	362.102
Bread (white, wheat, rye, etc.), including frozen.....	02	1102	06/06	177.041	177.236	177.267	177.564	177.679
Bread (white, wheat, rye, etc.), including frozen.....	02	110201	06/06	177.041	177.236	177.267	177.564	177.679
White pan bread.....	02	11020111	12/11	143.939	144.322	144.089	144.472	144.551
White hearth bread (French, Italian, etc.).....	02	11020112	12/11	144.220	144.755	144.935	144.916	146.144
Dark wheat breads (whole wheat, cracked wheat, multigrain, etc.).....	02	11020113	12/11	141.374	141.403	141.448	141.453	141.214
Other variety breads (rye, unleavened, raisin, potato, self-rising, salt-free, canned, etc.).....	02	11020114	12/11	131.434	131.093	131.464	131.771	131.544
Rolls (bread-type), muffins, bagels, and croissants.....	02	1105		369.623	368.892	368.820	368.448	369.909
Rolls (bread-type), muffins, bagels, and croissants.....	02	110505	06/06	180.330	179.973	179.937	179.756	180.469
Rolls, hamburger and wiener.....	02	11050501	12/11	132.148	131.739	131.512	131.406	131.936
All other rolls, bread-type (incl. muffins, bagels, and croissants).....	02	11050502	12/11	150.592	150.435	150.599	150.420	151.009
Other sweet goods, excluding frozen.....	02	1107		396.422	396.377	396.401	397.677	397.845
Other sweet goods, excluding frozen.....	02	110703	06/99	246.450	246.422	246.437	247.231	247.335
Soft cakes, excluding frozen.....	02	1108		437.306	437.641	438.084	440.950	440.444
Soft cakes, excluding frozen.....	02	110803	06/99	224.304	224.476	224.703	226.173	225.914

See footnotes at end of table.

Table 9. Producer price indexes for commodity and service groupings and individual items, not seasonally adjusted — Continued
 [August 2024, Index base 1982=100, unless otherwise indicated]

Title	Commodity code		Other index base	Unadjusted index ¹				
	Group code	Item code		Apr. 2024	May 2024 ^P	June 2024 ^P	July 2024 ^P	Aug. 2024 ^P
Pies (fruit, cream, and custard), excluding frozen.....	02	1109		479.655	480.033	479.655	478.900	482.901
Pies (fruit, cream, and custard), excluding frozen.....	02	110903	06/99	241.507	241.697	241.507	241.126	243.141
Cookies, crackers, and related products.....	02	1121		276.576	276.576	276.576	276.576	276.576
Cookies, wafers, and ice cream cones and cups (excluding frozen).....	02	112103	06/83	279.708	279.708	279.708	279.708	279.708
Crackers, biscuits, and related products.....	02	112104	06/83	251.430	251.430	251.430	251.430	251.430
Saltines and all other crackers, cracker meal and crumbs, and biscuits.....	02	1121042	12/11	101.663	101.663	101.663	101.663	101.663
Retail bakery products, excluding retail trade.....	02	1130	06/14	166.367	166.367	167.216	167.216	167.394
Retail bakery products, excluding retail trade.....	02	113001	06/14	166.367	166.367	167.216	167.216	167.394
Flour and flour base mixes and doughs.....	02	12		259.383	263.120	260.644	258.948	258.760
Wheat flour.....	02	1203		252.418	263.948	256.706	252.340	250.892
Wheat flour.....	02	120301	06/83	246.432	257.689	250.618	246.356	244.942
Flour base mixes and doughs.....	02	1204		258.663	258.225	258.306	258.047	258.526
Flour base mixes and doughs.....	02	120401	06/83	271.797	271.337	271.422	271.150	271.654
Prepared flour mixes, including refrigerated and frozen doughs and batters, made in flour mills.....	02	1204011	12/11	133.839	133.839	133.839	133.986	133.986
Flour mixes, excluding cake mixes, made from purchased flour.....	02	1204013	12/11	139.901	139.606	139.660	139.456	139.277
Milled rice and byproducts.....	02	13		280.289	280.778	281.978	281.338	280.667
Head rice.....	02	1301		307.909	308.001	307.452	305.598	304.271
Head rice.....	02	130106	06/03	298.158	298.246	297.715	295.920	294.635
Head rice not packaged with other ingredients.....	02	1301066	12/11	134.080	133.905	133.596	132.551	131.804
Milled rice (incl second heads, screenings, brewers, bran, sharps, rice flour, and byproducts).....	02	1302	06/84	157.361	157.934	159.859	160.270	160.288
Milled rice (incl second heads, screenings, brewers, bran, sharps, rice flour, and byproducts).....	02	130201	06/84	157.361	157.934	159.859	160.270	160.288
Cereal and pasta products.....	02	14		300.139	301.243	300.292	300.467	300.426
Dry macaroni, spaghetti, and egg noodle products, made from purchased flour.....	02	1402	06/85	277.970	277.970	277.970	277.991	277.991
Dry macaroni, spaghetti, and egg noodle products, made from purchased flour.....	02	140203	12/02	228.761	228.761	228.761	228.778	228.778
Dry macaroni, spaghetti, and egg noodle products, made from purchased flour.....	02	14020303	06/09	154.165	154.165	154.165	154.176	154.176
Cereal and mill products, other than flour.....	02	1409	06/85	282.098	283.360	282.273	282.469	282.422
Manufactured starch, made by wet milling.....	02	140907	06/85	341.108	341.037	339.951	349.044	361.482
Wheat mill products, corn mill products, and other grain mill products except flour.....	02	140908	06/98	216.181	219.590	217.196	214.010	208.857
Wheat mill products, except flour.....	02	1409081	12/09	111.127	114.777	111.542	109.850	102.782
Corn mill products.....	02	1409082	12/09	145.599	146.653	145.601	144.839	144.208
Other grain mill products.....	02	1409083	12/09	149.741	152.042	152.337	146.743	143.448
Breakfast cereal.....	02	140909	12/11	140.384	140.384	140.356	140.369	140.369
Meats, poultry, and fish.....	02	2		238.777	239.284	241.049	241.668	237.296
Meats.....	02	21		246.080	246.325	252.701	255.039	247.815
Beef and veal products, fresh or frozen.....	02	2101		303.241	301.845	319.251	318.051	296.374
Beef, fresh/frozen variety meats, not canned or made into sausage, made in slaughtering plants.....	02	210126	06/08	263.035	267.774	275.204	283.508	286.134
Beef, fresh/frozen whole/half carcass, not canned or made into sausage, misp.....	02	210131	06/08	193.287	193.006	193.506	198.382	196.781
Beef, fresh/frozen, primal and subprimal cuts, made in slaughtering plants.....	02	210133	12/95	261.672	259.753	277.219	274.363	251.461
Lamb/mutton, fresh or frozen, not canned or made into sausage, made in slaughtering plants.....	02	2103		492.588	486.683	480.311	487.628	486.591
Lamb/mutton, fresh or frozen, not canned or made into sausage, made in slaughtering plants.....	02	210321	12/88	394.002	389.279	384.182	390.035	389.205
Pork products, fresh, frozen, or processed, except sausage.....	02	2104		177.937	180.265	180.253	182.299	182.038
Pork, fresh/frozen, unprocessed, all cuts, except sausage, made in slaughtering plants.....	02	210444	06/01	125.746	127.785	128.545	129.278	127.477
Pork, processed or cured, not canned or made into sausage.....	02	210447	06/01	170.684	172.192	170.762	174.040	176.771
Pork, processed or cured, not canned or made into sausage, made in slaughtering plants.....	02	2104471	06/08	189.342	190.736	192.175	192.383	196.267
Pork, processed or cured, not canned or made into sausage, mfpc.....	02	2104472	06/08	147.839	149.221	147.153	150.933	153.064
Pork, sweet-pickled, dry-cured, or dry salt, not canned or made into sausage, mfpc.....	02	21044721	09/16	125.983	126.752	127.139	127.416	126.390
Smoked hams and picnics, excluding canned, made from purchased carcasses.....	02	21044722	12/11	137.977	141.335	128.621	144.554	143.721
Smoked slab bacon, made from purchased carcasses.....	02	21044723	09/16	116.237	118.042	121.028	121.058	120.903
Smoked sliced bacon, made from purchased carcasses.....	02	21044724	12/11	121.694	122.165	124.419	123.885	129.008
Other smoked pork, not canned or made into sausage, made from purchased carcasses.....	02	21044725	12/11	122.536	122.833	122.747	119.439	117.981
Boiled ham, barbecue pork, and other cooked pork, excluding canned meats and sausage, mfpc.....	02	21044726	12/11	104.157	104.163	104.174	104.164	104.674
Other meats, fresh, frozen, or canned.....	02	2105		229.623	229.394	230.588	236.475	237.395
Fresh/processed sausage, deli & cooked meats, etc.....	02	210503	06/01	207.665	207.454	208.462	212.217	210.671

See footnotes at end of table.

Table 9. Producer price indexes for commodity and service groupings and individual items, not seasonally adjusted — Continued

[August 2024, Index base 1982=100, unless otherwise indicated]

Title	Commodity code		Other index base	Unadjusted index ¹				
	Group code	Item code		Apr. 2024	May 2024 ^P	June 2024 ^P	July 2024 ^P	Aug. 2024 ^P
Fresh and processed sausage, deli, and cooked meats, made in slaughtering plants.....	02	2105031	06/08	226.010	222.695	225.468	234.733	232.743
Fresh and processed sausage, deli, and cooked meats, mfpc.....	02	2105032	06/08	177.388	177.528	178.215	180.885	179.597
Fresh sausage (pork sausage, breakfast links, etc.), excluding canned, mfpc.....	02	21050321	12/11	162.869	160.069	158.480	165.708	162.460
Dry or semidry sausage (salami, cervelat, pepperoni, summer sausage, pork roll, etc), mfpc.....	02	21050322	12/11	132.832	134.494	138.905	138.015	136.949
Frankfurters, including wieners, excluding canned, made from purchased carcasses.....	02	21050323	12/11	141.151	141.604	141.894	141.028	141.732
Other sausage (smoked or cooked) & jellied goods & similar preparations, excluding canned, mfpc.....	02	21050324	12/11	143.432	145.134	142.720	144.886	145.770
Boxed meat (beef, pork, lamb, etc.), made from purchased carcasses...	02	210504	06/08	148.198	146.358	145.091	153.796	145.197
Canned meats, excluding dog, cat, and baby food.....	02	210579	12/88	291.122	287.593	294.583	296.186	295.134
Frozen ground meat patties and other processed, frozen, or cooked meats, mfpc.....	02	210586	12/01	167.172	168.043	169.470	173.159	180.045
Processed poultry.....	02	22		179.649	182.627	179.222	176.504	176.951
Young chickens, including bulk, chilled, frozen, whole, and in parts.....	02	2203		213.065	210.134	216.007	211.626	212.578
Young chickens, including bulk, chilled, frozen, whole, and in parts.....	02	220333	12/90	210.485	207.588	213.390	209.062	210.003
Turkeys, including frozen, whole, and in parts.....	02	2206		168.967	170.964	167.210	166.742	166.186
Turkeys, including frozen, whole, and in parts.....	02	220611	12/90	167.710	169.693	165.966	165.502	164.950
Canned, cooked, smoked or prepared poultry.....	02	2208		134.990	146.895	130.357	129.008	129.534
Canned, cooked, smoked or prepared poultry.....	02	220811	12/90	110.925	120.708	107.118	106.010	106.442
Chicken hens and other poultry/small game.....	02	2209	12/90	111.889	111.712	111.712	110.823	109.401
Other poultry/small game (duck, goose, rabbit, etc.).....	02	220911	12/90	295.224	293.741	293.741	286.263	282.590
Unprocessed and prepared seafood.....	02	23		436.262	422.014	402.245	404.987	404.152
Unprocessed finfish.....	02	2301		847.463	727.107	458.373	461.459	488.252
Haddock.....	02	230101		364.149	319.827	276.323	313.874	340.923
Halibut.....	02	230102		774.182	623.353	575.220	587.559	679.201
Salmon.....	02	230103		444.655	-	-	-	-
Flounder.....	02	230131	12/91	279.763	265.981	123.601	172.978	138.740
Cod.....	02	230132	12/91	88.296	97.672	92.608	108.246	103.959
Pollock.....	02	230133	12/91	249.032	435.940	165.311	122.780	198.760
Rockfish.....	02	230135	12/91	-	-	-	406.257	-
Tuna.....	02	230136	01/16	87.301	78.939	84.973	86.985	92.560
Other finfish.....	02	230199	12/91	883.696	418.872	346.100	371.534	314.917
Unprocessed shellfish.....	02	2305	12/91	308.765	291.879	280.715	283.765	269.541
Shrimp.....	02	230501	12/91	83.620	83.709	84.123	84.712	87.474
Crabs.....	02	230502	12/91	-	698.429	-	619.338	464.747
Lobsters.....	02	230503	12/91	334.543	174.676	143.002	174.900	199.803
Clams.....	02	230504	12/91	266.585	262.575	260.701	260.701	260.701
Oysters.....	02	230505	01/16	111.424	111.424	111.424	111.195	111.424
Sea scallops.....	02	230506	01/16	109.792	111.195	114.650	122.176	132.047
Mussels.....	02	230507	01/16	134.483	134.483	134.483	134.483	134.483
Prepared fresh and frozen seafood.....	02	2306	12/11	128.888	127.804	127.941	128.771	128.999
Prepared fresh fish/seafood, inc. surimi/surimi-based products.....	02	230601	12/11	139.030	138.031	140.657	140.192	140.323
Prepared frozen fish.....	02	230602	12/11	115.869	115.841	115.055	117.152	118.782
Prepared frozen shellfish.....	02	230603	12/11	124.721	123.039	124.077	124.824	124.383
Other prepared fresh and frozen seafood.....	02	230604	12/11	148.244	144.371	142.008	141.261	137.948
Dairy products.....	02	3		228.766	233.367	237.142	240.245	241.164
Fluid milk products.....	02	31		295.278	294.026	301.145	305.799	307.469
Packaged fluid milk and related products.....	02	3103	12/82	295.353	291.647	300.987	307.300	308.336
Fluid whole milk.....	02	310301		273.384	268.366	278.425	285.660	285.489
Reduced fat and lowfat milk (1/2-2).....	02	310302	12/82	305.680	298.371	309.198	317.104	319.383
Fat free or skim milk.....	02	310303	12/82	307.990	300.195	309.809	317.299	317.480
Other fluid milk related products, packaged, incl. cartons, bottles, cans, and dispenser cans.....	02	310304	12/82	324.880	330.416	336.536	338.627	340.290
Cottage cheese.....	02	3104	12/82	314.922	309.895	310.183	310.345	310.947
Cottage cheese.....	02	310401	12/82	314.922	309.895	310.183	310.345	310.947
Other milk products.....	02	3105	12/82	242.079	241.044	242.537	244.309	244.554
Other milk products.....	02	310501	12/82	242.079	241.044	242.537	244.309	244.554
Yogurt, excluding frozen.....	02	3105011	12/11	121.218	121.254	121.254	121.467	121.408
Other packaged milk products.....	02	3105012	12/11	144.732	143.028	145.384	147.759	148.260
Bulk fluid milk and cream.....	02	3106	12/91	243.238	247.420	255.607	259.452	263.750
Bulk fluid milk and cream.....	02	310601	12/91	243.238	247.420	255.607	259.452	263.750
Butter.....	02	32		210.374	214.925	222.394	223.938	222.502
Butter.....	02	3201		210.374	214.925	222.394	223.938	222.502
Butter.....	02	320114	06/84	209.962	214.504	221.958	223.500	222.067
Natural, processed, and imitation cheese.....	02	33		176.064	185.611	187.949	191.668	192.469
Natural cheese, except cottage cheese.....	02	3302		166.412	175.113	177.337	180.614	181.013

See footnotes at end of table.

Table 9. Producer price indexes for commodity and service groupings and individual items, not seasonally adjusted — Continued
 [August 2024, Index base 1982=100, unless otherwise indicated]

Title	Commodity code		Other index base	Unadjusted index ¹				
	Group code	Item code		Apr. 2024	May 2024 ^P	June 2024 ^P	July 2024 ^P	Aug. 2024 ^P
Natural cheese, except cottage cheese.....	02	330212	06/88	182.533	192.076	194.516	198.110	198.548
Natural cheese, except lowfat, shipped in consumer packages or containers (3 lbs or less).....	02	3302121	12/07	132.162	132.410	132.852	133.367	133.425
Natural cheese, except lowfat, shipped in packages or containers (more than 3 lbs) or bulk.....	02	3302122	12/07	85.410	94.858	96.863	99.373	100.232
Lowfat natural cheese, except cottage cheese, shipped in consumer packages (3 lbs. or less).....	02	3302123	06/10	121.004	121.247	121.221	121.282	121.296
Lowfat natural cheese, except cottage cheese, shipped in packages (more than 3 lbs.) or in bulk.....	02	3302124	06/10	110.872	124.196	127.733	134.766	133.863
Processed cheese and related products.....	02	3303		177.724	190.305	192.260	197.541	199.458
Process cheese and related products.....	02	330312	06/88	188.904	202.277	204.355	209.968	212.005
Process cheese, shipped in consumer packages or containers (3 lbs. or less).....	02	3303121	06/10	122.406	131.517	132.749	133.520	134.317
All other process cheese and related products.....	02	3303122	06/10	134.301	143.401	144.983	151.596	153.523
Process cheese shipped in packages or containers (more than 3 lbs.) or in bulk.....	02	33031221	06/10	131.460	128.554	131.299	149.187	151.117
Cheese food, spread, and other related products.....	02	33031225	12/11	108.366	125.196	125.512	121.681	123.200
Raw liquid whey.....	02	3307	12/04	280.921	277.396	293.466	298.001	317.990
Raw liquid whey.....	02	330701	12/04	280.921	277.396	293.466	298.001	317.990
Ice cream and frozen desserts.....	02	34		287.141	287.450	288.004	288.272	288.422
Ice cream and frozen desserts.....	02	3402	06/83	283.274	283.579	284.126	284.391	284.539
Ice cream and frozen desserts.....	02	340201	06/83	283.274	283.579	284.126	284.391	284.539
Ice cream, excl. lowfat and nonfat (incl. custards), shipped in bulk (containers 3 gal or more).....	02	3402011	12/11	137.748	137.785	137.985	138.194	138.745
Ice cream, incl. custards (excl. lowfat and nonfat) shipped in sizes less than 3 gallons.....	02	3402012	12/11	130.107	130.206	130.418	130.576	130.662
Ice cream, including custards (excluding lowfat and nonfat), novelty forms.....	02	3402013	12/11	138.501	138.829	139.031	139.060	139.052
Ice cream, including custards, lowfat and nonfat.....	02	3402014	12/11	120.474	120.513	121.504	121.567	121.606
Frozen desserts containing fats other than butterfat (incl. soy, rice, almond, oats, etc.).....	02	3402016	12/22	105.418	105.418	104.375	104.378	104.378
Other frozen desserts (yogurt, sherbet, water ices, mellorine, frozen pudding, gelato, etc.).....	02	3402019	12/11	143.278	143.353	143.740	143.963	143.936
Dry, condensed, and evaporated milk products.....	02	35		178.144	178.587	179.852	179.626	180.460
Dry milk products, including feed grade.....	02	3502	12/83	150.619	150.096	150.956	150.564	151.134
Dry milk products, including feed grade.....	02	350201	12/83	150.619	150.096	150.956	150.564	151.134
Liquid milk products.....	02	3503	12/83	222.487	226.496	228.414	228.052	229.784
Consumer-type canned milk products, excluding alternatives.....	02	350301	12/83	290.746	290.523	290.720	290.829	291.298
Concentrated milk products shipped in bulk (barrels, drums, and tanks).....	02	350303	12/83	136.767	145.105	148.765	147.918	150.911
Ice cream mixes and related products.....	02	3505	06/02	167.558	169.556	171.811	173.234	173.994
Ice cream mixes and related products.....	02	350502	06/02	167.558	169.556	171.811	173.234	173.994
Processed fruits and vegetables.....	02	4		289.447	290.633	291.225	294.134	292.608
Canned fruits and juices.....	02	41		304.542	307.582	308.316	312.602	309.680
Canned fruits, excluding baby foods.....	02	4101		307.397	309.452	312.377	311.509	304.614
Canned fruits, excluding baby foods.....	02	410105	12/87	270.780	272.590	275.167	274.403	268.329
Canned and fresh fruit juices, nectars, and concentrates.....	02	4102		310.036	313.725	313.191	320.599	319.937
Canned and fresh fruit juices, nectars, and concentrates.....	02	410239	12/87	255.219	258.255	257.816	263.914	263.369
Frozen fruits, juices and ades.....	02	42		289.788	291.740	293.225	313.668	316.147
Frozen fruits.....	02	4202		278.455	283.206	286.820	290.285	293.881
Frozen fruits.....	02	420209	12/90	262.809	267.292	270.703	273.974	277.367
Canned vegetables and juices.....	02	44		253.168	252.794	253.429	253.273	252.832
Canned vegetables and juices.....	02	4401		253.168	252.794	253.429	253.273	252.832
Canned vegetables.....	02	440102	12/87	277.302	279.477	280.880	280.836	279.983
Canned catsup and other tomato based sauces.....	02	440127	12/87	225.060	223.489	223.664	223.431	223.232
Frozen vegetables.....	02	45		314.582	314.549	314.638	316.382	315.791
Frozen potato products (French-fried, patties, puffs, etc.).....	02	4502	12/90	342.647	342.647	342.647	345.630	344.713
Frozen potato products (French-fried, patties, puffs, etc.).....	02	450202		431.545	431.545	431.545	435.303	434.147
Frozen vegetables, other than potato products.....	02	4505	12/90	193.324	193.274	193.411	193.554	193.427
Frozen vegetables, other than potato products.....	02	450509	06/97	189.858	189.808	189.943	190.084	189.959
Dried and dehydrated food.....	02	48	12/03	208.715	211.516	211.942	212.529	208.277
Dried and dehydrated food.....	02	4801	12/03	208.715	211.516	211.942	212.529	208.277
Dried and dehydrated food.....	02	480101	12/03	208.715	211.516	211.942	212.529	208.277
Soup mixes (including dried/dehydrated/freeze-dried) and bouillon.....	02	48010101	12/11	124.625	124.625	124.625	125.913	125.913
Dried and dehydrated fruits and vegetables, including freeze-dried.....	02	48010102	12/11	141.540	142.165	142.567	142.503	140.509
Sugar and confectionery.....	02	5		286.849	285.287	289.165	289.147	292.498
Raw cane sugar and sugar cane mill products and byproducts.....	02	52		244.942	245.122	242.827	242.668	238.785
Raw cane sugar and sugarcane mill products and byproducts.....	02	5201		244.942	245.122	242.827	242.668	238.785
Raw cane sugar and sugarcane mill products and byproducts.....	02	520106	12/03	226.098	226.264	224.146	223.999	220.414

See footnotes at end of table.

Table 9. Producer price indexes for commodity and service groupings and individual items, not seasonally adjusted — Continued
 [August 2024, Index base 1982=100, unless otherwise indicated]

Title	Commodity code		Other index base	Unadjusted index ¹				
	Group code	Item code		Apr. 2024	May 2024 ^P	June 2024 ^P	July 2024 ^P	Aug. 2024 ^P
Refined sugar products and byproducts.....	02	53		265.544	266.525	265.786	266.030	265.235
Refined sugar products and byproducts.....	02	5307	12/02	221.097	221.913	221.298	221.501	220.840
Refined granulated cane sugar and byproducts.....	02	530701	12/02	234.719	236.712	236.345	236.313	235.005
Beet sugar.....	02	530702	12/02	212.744	212.569	211.734	212.140	212.021
Confectionery materials.....	02	54		314.054	304.087	326.880	322.648	327.336
Confectionery materials.....	02	5401		314.054	304.087	326.880	322.648	327.336
Corn sweeteners, made by wet milling.....	02	540107	06/85	250.539	268.752	266.815	279.792	273.029
Chocolate coatings, made from cacao beans.....	02	540108	06/83	342.406	328.676	364.236	339.361	358.743
Other chocolate and cocoa products, made from cacao beans.....	02	540109	06/83	621.844	537.524	629.632	586.723	617.786
Confectionery end products.....	02	55		312.005	312.308	311.893	313.324	318.649
Candy and nuts.....	02	5503	06/83	281.101	281.393	280.993	282.373	287.509
Chocolate and chocolate-type confectionery products.....	02	550301	06/83	287.703	288.431	289.088	292.075	292.260
Chocolate/chocolate-type confectionery prods, cacao beans.....	02	5503011	12/11	139.897	139.897	139.897	139.897	139.897
Chocolate/confectionery products, made from purchased chocolate, not retailed.....	02	5503014	12/11	123.838	124.212	124.549	126.083	126.178
Nonchocolate-type confectioneries.....	02	550302	06/83	282.879	283.253	283.253	283.253	283.565
Nuts and seeds (salted, roasted, cooked or blanched).....	02	550304	06/91	191.400	191.194	189.759	190.219	201.097
Nuts (salted, roasted, cooked, or blanched), sold in bulk.....	02	5503041	06/08	115.255	115.097	114.230	114.481	121.699
Canned nuts (salted, roasted, cooked, or blanched).....	02	5503042	06/08	132.132	131.565	133.329	129.704	128.023
All other packaged nuts, including all types of seeds (salted, roasted, cooked, or blanched).....	02	5503043	06/08	170.316	171.139	168.177	171.664	172.690
Other confectionery-type products.....	02	550305	06/91	223.207	223.207	223.207	223.207	223.207
Beverages and beverage materials.....	02	6		256.829	256.956	257.045	257.697	259.500
Alcoholic beverages.....	02	61		220.713	220.082	220.206	220.165	219.726
Malt beverages.....	02	6101		234.397	234.507	234.443	234.566	234.364
Bottled beer and ale.....	02	610101		202.767	202.503	202.099	202.190	202.190
Canned beer and ale.....	02	610103		241.619	241.564	241.558	241.841	241.254
Beer and ale in barrels and kegs.....	02	610105	06/82	324.861	325.532	325.625	325.641	325.659
All other malt beverages and brewing products.....	02	610108	12/03	111.642	111.637	111.653	111.634	111.634
Distilled and bottled liquor, excluding brandy.....	02	6102		196.187	196.187	196.175	196.249	196.249
Distilled liquor, excluding brandy.....	02	610202	12/11	102.359	102.359	102.359	102.359	102.359
Distilled whiskey, all other distilled liquor, excluding brandy.....	02	6102022	12/11	118.026	118.026	118.026	118.026	118.026
Bottled liquor, excluding brandy.....	02	610204	12/11	104.800	104.800	104.788	104.862	104.862
Bottled whiskey.....	02	6102041	06/12	102.658	102.658	102.658	102.797	102.797
Bottled gin, vodka, rum, cordials, cocktails, and similar compounds.....	02	6102042	06/12	105.887	105.887	105.887	105.887	105.887
Wines, brandy, and brandy spirits.....	02	6104	12/83	209.864	208.050	208.461	208.170	207.223
Wines, brandy, and brandy spirits.....	02	610441	06/06	133.843	132.687	132.948	132.763	132.159
Wines, white, red & rose grape, and other fruit, 14 percent or less alcohol.....	02	6104411	12/11	117.782	116.632	116.879	116.585	116.154
Wines, white grape, 14 percent or less alcohol content.....	02	61044111	12/11	119.117	117.559	118.031	117.315	117.542
Wines, red grape, 14 percent or less alcohol content.....	02	61044112	12/11	113.784	113.019	113.035	113.080	112.103
Wines, rose grape & other fruits & berries, 14 percent or less alcohol.....	02	61044113	12/11	146.500	145.937	146.334	147.725	145.237
Wines, dessert, effervescent, and wine coolers.....	02	6104412	12/11	128.960	128.478	128.978	129.758	128.251
Other wines, brandy, and brandy spirits.....	02	6104413	12/11	150.588	150.932	150.784	151.950	150.353
Soft drinks.....	02	62		293.184	293.987	293.071	292.566	296.328
Soft drinks, non-carbonated and bottled water.....	02	6206		244.915	243.486	241.356	244.422	244.243
Bottled water, non-carb, processed or pasteurized.....	02	620608	12/03	118.104	118.852	117.055	119.270	119.592
Soft drinks, non-carbonated.....	02	620609		269.943	265.477	264.678	266.576	265.558
Soft drinks, non-carbonated, iced tea and other types.....	02	6206093	12/07	142.284	140.466	137.821	141.725	140.738
Soft drinks, non-carbonated, fruit drinks, cocktails, ades.....	02	6206094	12/11	138.412	135.799	136.732	135.951	135.702
Soft drinks, carbonated, bottle/can, all types.....	02	6210	12/11	175.636	176.214	175.247	174.822	178.647
Soft drinks, carbonated, bottle/can, all types.....	02	621001	12/11	175.636	176.214	175.247	174.822	178.647
Soft drinks, energy and sport.....	02	6211	01/24	101.999	103.384	104.416	102.351	103.550
Soft drinks, energy and sport.....	02	621101	01/24	101.999	103.384	104.416	102.351	103.550
Packaged beverage materials.....	02	63		247.837	249.118	250.983	258.375	264.220
Coffee (whole bean, ground, & instant).....	02	6301		253.486	254.929	257.089	265.220	271.824
Coffee, concentrated, including coffee substitutes.....	02	630103		201.905	201.905	201.905	201.905	201.905
Roasted coffee.....	02	630104	06/88	223.599	224.908	226.867	234.241	240.230
Tea in consumer packages, exc. canned ice tea.....	02	6303		214.671	214.751	214.409	216.404	216.629
Tea in consumer packages, exc. canned ice tea.....	02	630313	12/85	182.031	182.099	181.809	183.501	183.691
Other beverage materials.....	02	64		327.624	327.607	330.461	330.513	330.513
Other beverage materials.....	02	6401		327.624	327.607	330.461	330.513	330.513
Malt and malt byproducts.....	02	640101		168.383	168.358	168.461	168.539	168.539
Liquid beverage bases, excluding use by soft drink bottlers.....	02	640109	12/85	284.596	284.596	288.285	288.285	288.285
Fats and oils.....	02	7		326.359	319.876	320.487	327.744	318.671
Shortening, cooking oil, and margarine.....	02	78		358.553	349.844	348.626	349.849	347.720

See footnotes at end of table.

Table 9. Producer price indexes for commodity and service groupings and individual items, not seasonally adjusted — Continued
 [August 2024, Index base 1982=100, unless otherwise indicated]

Title	Commodity code		Other index base	Unadjusted index ¹				
	Group code	Item code		Apr. 2024	May 2024 ^P	June 2024 ^P	July 2024 ^P	Aug. 2024 ^P
Shortening, cooking oil, and margarine.....	02	7801		358.553	349.844	348.626	349.849	347.720
Margarine, butter blends, and butter substitutes.....	02	780109		395.609	401.830	393.955	394.542	—
Shortening and cooking oils.....	02	780115	12/11	117.171	113.197	113.264	113.718	112.855
Other oilseed processing.....	02	7A	12/04	263.292	257.292	257.214	270.262	258.180
Other oilseed processing.....	02	7A01	12/04	263.292	257.292	257.214	270.262	258.180
Cotton linters.....	02	7A0104	12/11	32.158	32.244	38.036	41.461	44.971
Cottonseed cake, meal, hulls, and other byproducts.....	02	7A0105	12/11	102.450	102.738	103.366	102.458	99.356
Cottonseed cake and meal.....	02	7A01051	12/11	112.925	116.786	117.832	113.243	109.294
Other crude and refined vegetable oils and other vegetable mill products.....	02	7A0106	12/11	185.034	186.229	185.625	185.432	185.450
Other crude vegetable oils, including linseed, peanut, sunflower, safflower, etc.....	02	7A01061	12/11	230.644	232.588	230.991	230.264	230.307
Other vegetable oil mill products, including all oil seed cake and meal.....	02	7A01063	12/11	108.923	109.455	109.581	109.705	109.705
Corn oil, crude and refined.....	02	7B	01/16	170.460	171.774	177.099	177.791	168.428
Corn oil, made by wet milling.....	02	7B01	01/16	170.460	171.774	177.099	177.791	168.428
Corn oil, made by wet milling.....	02	7B0101	01/16	170.460	171.774	177.099	177.791	168.428
Miscellaneous processed foods.....	02	8		295.784	294.400	295.680	297.017	299.387
Canned jams, jellies, and preserves.....	02	81		243.950	243.938	243.938	243.938	245.262
Canned jams, jellies, and preserves.....	02	8101		243.950	243.938	243.938	243.938	245.262
Canned jams, jellies, and preserves.....	02	810102	12/87	215.917	215.907	215.907	215.907	217.078
Pickles and other pickled products, including horseradish.....	02	82		307.540	307.540	308.790	308.790	308.790
Pickles and other pickled products.....	02	8201		307.540	307.540	308.790	308.790	308.790
Pickles and other pickled products, including horseradish.....	02	820106	12/86	274.874	274.874	275.992	275.992	275.992
Specialty canning.....	02	84		330.628	328.084	327.179	326.929	326.929
Specialty canning.....	02	8401		330.628	328.084	327.179	326.929	326.929
Canned dry beans.....	02	840102	12/82	222.768	222.946	222.773	222.201	222.201
Canned soups and stews, excluding frozen and seafood.....	02	840104	12/82	450.509	449.430	449.424	450.101	450.101
Canned baby foods and other canned specialties/nationality foods.....	02	840105	06/08	151.616	147.648	145.976	145.088	145.088
Frozen specialty food.....	02	85		233.000	233.815	233.352	232.302	232.392
Frozen specialty food.....	02	8501		233.000	233.815	233.352	232.302	232.392
Frozen cakes, pies, and other pastries.....	02	850109	12/82	348.017	349.308	349.190	348.084	348.639
Frozen dinners (beef, pork, and poultry pies) and nationality foods, incl. frozen pizza.....	02	850111	12/82	185.772	186.574	186.112	185.040	185.035
Other frozen specialties, incl. all whipped topping, waffles, soups, etc., excluding seafood.....	02	850113	12/82	291.209	291.209	290.452	289.973	290.007
Prepared sauces, except tomato.....	02	86		263.408	263.408	263.408	263.408	263.328
Prepared sauces, excluding tomato-based sauces and sauces comprised of 20 percent or more meat.....	02	8601		263.408	263.408	263.408	263.408	263.328
Prepared sauces, excluding tomato-based sauces and sauces comprised of 20 percent or more meat.....	02	860103	12/86	218.458	218.458	218.458	218.458	218.391
Other miscellaneous processed foods.....	02	89		324.121	323.616	323.790	324.921	323.091
Other miscellaneous processed foods.....	02	8901		324.121	323.616	323.790	324.921	323.091
Mayonnaise, salad dressings, and sandwich spreads.....	02	890102	12/86	294.085	294.085	294.194	294.194	294.194
Dry mix food preparations.....	02	890148	06/91	161.840	161.613	161.613	161.613	161.613
Perishable non-frozen prepared food, including tortillas.....	02	890149	06/91	194.444	192.520	193.893	196.324	193.496
Perishable prepared foods.....	02	8901492	12/07	137.023	135.803	137.108	138.535	136.044
Flavoring extracts, emulsions, liquid flavors, and food colorings.....	02	890151	12/85	347.155	347.155	347.155	347.155	347.155
Other flavoring agents, except chocolate syrup.....	02	890154	12/00	174.808	176.368	173.306	174.852	173.168
Soft drink flavoring syrup, sold in bulk.....	02	89015411	12/11	164.533	164.533	164.533	164.481	164.481
Other flavoring agents (except chocolate syrups).....	02	89015412	12/11	133.396	133.396	133.396	133.396	133.396
Table salt (evaporated), pepper (white and black), and other spices.....	02	890156	06/91	289.277	290.433	292.886	294.911	295.840
Pepper and other spices in commercial sizes (1 lb or more).....	02	8901566	05/17	113.988	113.988	118.792	121.576	—
Peanut butter.....	02	890158	06/91	167.827	169.905	171.153	168.007	167.964
Ice.....	02	890161	12/85	286.751	286.751	303.778	303.778	303.778
Dairy product alternatives, including plant-based.....	02	890162	06/92	196.999	198.062	198.260	198.446	198.418
Dry, condensed, and evaporated dairy product alternatives, including plant-based.....	02	8901621	12/09	136.471	136.472	136.709	136.984	137.361
Liquid dairy product alternatives, including plant-based.....	02	8901622	12/09	125.486	126.779	126.823	126.820	126.473
Perishable beverage dairy milk alternatives, including plant-based.....	02	89016221	09/23	98.651	98.651	98.665	98.665	98.275
All other liquid dairy product alternatives, including plant-based.....	02	89016222	09/23	99.751	104.845	104.959	104.947	105.133
Chips (potato, corn, etc.).....	02	890172	12/85	315.914	315.339	315.490	315.502	314.719
Potato chips and sticks, plain and flavored.....	02	8901721	12/07	181.021	181.021	181.247	181.247	180.191
Corn chips and related products.....	02	8901722	12/07	214.358	214.354	214.355	214.379	214.190
Other chips, sticks (hard pretzels, bacon rinds, popcorn (except candied), etc.).....	02	8901723	12/07	197.415	196.171	196.171	196.171	196.203
Vinegar and cider.....	02	890174	12/85	203.602	203.602	203.602	205.376	205.376
Other food preparations.....	02	890175	12/85	306.993	305.743	303.891	301.754	298.680

See footnotes at end of table.

Table 9. Producer price indexes for commodity and service groupings and individual items, not seasonally adjusted — Continued
 [August 2024, Index base 1982=100, unless otherwise indicated]

Title	Commodity code		Other index base	Unadjusted index ¹				
	Group code	Item code		Apr. 2024	May 2024 ^P	June 2024 ^P	July 2024 ^P	Aug. 2024 ^P
Prepared animal feeds.....	02	9		231.073	231.512	232.547	233.374	231.625
Soybean cake, meal, and other byproducts.....	02	92		137.011	140.105	139.689	140.307	137.920
Soybean cake, meal, and byproducts.....	02	9201		137.011	140.105	139.689	140.307	137.920
Soybean cake, meal, and byproducts.....	02	920112	12/04	167.119	170.893	170.385	171.139	168.228
Soybean cake and meal.....	02	9201121	12/09	94.657	96.182	96.812	96.512	94.720
Other soybean products, including isolates and concentrates.....	02	9201122	12/09	138.522	150.593	136.771	148.003	147.687
Formula feeds.....	02	93		246.051	246.897	245.905	247.614	246.652
Formula feeds.....	02	9301		246.051	246.897	245.905	247.614	246.652
Chicken and turkey feed, supplements, concentrates, and premixes.....	02	930102	12/86	230.774	233.491	230.669	232.069	232.626
Dairy cattle feed, supplements, concentrates, and premixes.....	02	930110	12/11	112.908	111.678	112.399	114.261	113.826
Swine feed, supplements, concentrates, and premixes.....	02	930115	12/11	118.046	118.749	118.758	118.769	116.770
Beef cattle feed, supplements, concentrates, and premixes.....	02	930117	12/11	115.237	115.804	115.183	116.402	115.421
Poultry, exc. chicken and turkey, and livestock, exc. cattle and swine, feed.....	02	930118	12/86	352.713	351.494	351.560	351.544	351.081
Miscellaneous feedstuffs.....	02	94		318.243	316.884	320.435	320.900	318.645
Pet food.....	02	9402		359.812	359.765	359.842	359.056	359.242
Dog and cat food.....	02	940202	12/85	311.568	311.628	311.683	311.681	311.678
Dog food.....	02	9402021	12/10	158.269	158.313	158.353	158.352	158.349
Canned dog food.....	02	94020211	12/10	186.151	186.151	186.151	186.151	186.151
Dry and semi moist dog food.....	02	94020214	12/11	144.689	144.739	144.784	144.783	144.780
Cat food.....	02	9402022	12/10	165.366	165.366	165.366	165.366	165.366
Canned cat food.....	02	94020224	12/11	167.111	167.111	167.111	167.111	167.111
Dry and semi moist cat food.....	02	94020225	12/10	152.936	152.936	152.936	152.936	152.936
Pet (excluding dog and cat), laboratory, and fur animal feed.....	02	940203	12/85	259.732	258.386	258.592	249.181	251.460
Miscellaneous feedstuffs other than pet food.....	02	9403		269.151	266.601	273.306	274.931	270.452
Meat meal and meat and bone meal.....	02	940301		142.894	141.121	146.679	147.874	149.369
Wet process corn byproducts.....	02	940317	06/85	173.964	176.300	181.929	169.258	167.492
Other animal feeds, including fertilizer byproducts and feather.....	02	940325	12/97	195.379	193.742	196.490	195.188	193.926
Animal and marine feed and fertilizer byproducts, except meat and bone meal.....	02	9403252	06/09	103.150	101.044	102.761	101.149	100.355
Other prepared animal feeds, including feeding materials and adjuncts.....	02	9403253	06/09	116.192	116.230	117.647	117.626	116.979
Miscellaneous byproducts of slaughtering plants.....	02	940333	06/01	494.300	488.584	504.771	524.244	514.019
Distillers' dried grains (dark and light) and dried solubles.....	02	940334	12/22	82.150	79.367	78.187	76.228	72.456
Textile products and apparel.....	03	—		186.015	186.979	186.419	186.021	185.865
Synthetic fibers.....	03	1		164.684	170.354	166.524	164.775	165.234
Unprocessed filament yarns.....	03	15		170.644	176.520	172.550	170.738	171.214
Noncellulosic and cellulosic organic fibers.....	03	1504	05/22	105.218	108.841	106.394	105.276	105.570
Noncellulosic fibers.....	03	150401		157.362	163.343	159.355	157.367	157.499
Noncellulosic organic fibers.....	03	1504014	06/05	140.809	147.436	143.099	140.593	140.981
Polyester manufactured fibers.....	03	15040147	06/11	125.045	125.627	126.346	128.108	128.108
Other noncellulosic organic fibers, incl. polyamide, polyolefin, and producer-textured.....	03	15040149	06/11	131.202	140.088	133.710	129.336	129.875
Processed yarns and threads.....	03	2		178.189	177.463	177.248	176.577	176.502
Yarns.....	03	26		171.876	171.158	170.946	170.282	170.208
Spun cotton yarns.....	03	2601		154.238	154.132	154.132	154.055	153.706
Spun cotton yarns.....	03	260115	05/22	81.835	81.779	81.779	81.738	81.553
Spun synthetic yarns.....	03	2603		160.728	160.728	160.728	160.728	160.728
Spun synthetic yarns.....	03	260304	12/94	144.066	144.066	144.066	144.066	144.066
Textured and twisted yarns.....	03	2604	12/88	179.875	178.450	177.992	176.707	176.823
Textured and twisted yarns.....	03	260405	05/22	95.231	94.478	94.235	93.555	93.616
Other spun noncellulosic and natural fiber (excluding cotton and wool) yarns.....	03	2607	06/08	135.914	135.803	135.803	135.429	135.429
Other spun noncellulosic and natural fiber (excluding cotton and wool) yarns.....	03	260701	06/08	135.914	135.803	135.803	135.429	135.429
Greige fabrics.....	03	3		170.011	169.874	170.209	169.821	169.645
Greige broadwoven fabrics.....	03	37		175.889	175.746	176.261	175.663	175.393
Greige manmade, silk, and other natural fiber (exc cotton/wool) broadwoven fabrics.....	03	3703		169.639	169.346	170.109	170.225	169.797
Greige manmade, silk, and other natural fiber (exc cotton/wool) broadwoven fabrics.....	03	370304	12/94	149.063	148.806	149.476	149.578	149.202
Greige knit fabrics.....	03	38		194.066	194.066	194.066	194.066	194.066
Weft (circular) knit fabrics, greige goods (excluding hosiery).....	03	3803		173.252	173.252	173.252	173.252	173.252
Weft (circular) knit fabrics, greige goods (excluding hosiery).....	03	380301		173.252	173.252	173.252	173.252	173.252
Warp knit fabrics, greige goods (excluding hosiery).....	03	3804		223.218	223.218	223.218	223.218	223.218
Warp knit fabrics, greige goods (excluding hosiery).....	03	380401		223.218	223.218	223.218	223.218	223.218
Tire cord and tire fabric.....	03	39	06/84	141.728	141.543	141.543	141.543	141.543

See footnotes at end of table.

Table 9. Producer price indexes for commodity and service groupings and individual items, not seasonally adjusted — Continued
 [August 2024, Index base 1982=100, unless otherwise indicated]

Title	Commodity code		Other index base	Unadjusted index ¹				
	Group code	Item code		Apr. 2024	May 2024 ^P	June 2024 ^P	July 2024 ^P	Aug. 2024 ^P
Tire cord and tire fabrics.....	03	3901	06/84	141.728	141.543	141.543	141.543	141.543
Tire cord and tire fabrics.....	03	390101	06/84	141.728	141.543	141.543	141.543	141.543
Finished fabrics.....	03	4		202.369	201.856	202.372	202.465	202.684
Finished broadwoven fabrics.....	03	42		213.019	210.507	212.959	213.099	213.281
Finished cotton broadwoven fabrics.....	03	4201		195.613	195.799	195.817	195.808	195.566
Finished cotton broadwoven fabrics.....	03	420104	12/94	173.212	173.377	173.393	173.385	173.170
Finished manmade, silk, and other natural fiber (exc. cotton and wool) broadwoven fabrics.....	03	4203		225.337	221.115	225.128	225.363	225.804
Finished manmade, silk, and other natural fiber (exc. cotton and wool) broadwoven fabrics.....	03	420306	12/94	185.520	182.044	185.348	185.542	185.905
Finished manmade, silk, & natural fiber (exc cotton/wool) broadwoven, finished in weaving mills.....	03	4203061	06/10	125.060	125.233	125.402	125.748	125.748
Finished manmade fiber, silk and other natural fiber broadwoven fabrics, finishing mill.....	03	4203062	06/10	172.423	167.095	171.881	171.881	172.423
Woven and braided narrow fabrics.....	03	44		268.755	268.893	269.715	265.376	265.376
Woven and braided narrow fabrics.....	03	4402	06/84	268.755	268.894	269.716	265.377	265.377
Woven narrow fabrics (12 inches or less in width).....	03	440204	12/89	229.179	229.343	230.167	225.819	225.819
Braided narrow fabrics (12 inches or less in width).....	03	440205	12/08	226.355	226.210	226.210	226.210	226.210
Nonwoven fabrics and felts.....	03	45		200.139	199.134	199.229	199.127	199.805
Nonwoven fabrics and felts.....	03	4503		200.139	199.134	199.229	199.127	199.805
Nonwoven fabrics.....	03	450321		199.007	197.942	197.907	197.793	198.517
Pressed, punched, or needled felts, excluding hats.....	03	450333	12/01	134.136	134.181	135.644	135.708	135.623
Coated fabrics, not rubberized.....	03	46	06/85	262.231	262.847	263.072	263.485	263.901
Coated fabrics, not rubberized.....	03	4601	06/85	262.231	262.847	263.072	263.485	263.901
Vinyl coated fabrics, including expanded vinyl coated.....	03	460102	06/85	246.763	245.351	245.653	245.413	245.638
Coated or laminated fabrics and coated yarns, incl. impregnated fabrics.....	03	460103	06/85	272.675	274.147	274.343	275.036	275.538
Screen printed textile materials, embroideries, and lace goods.....	03	47	06/85	224.764	224.986	225.169	225.804	225.634
Screen printed textile and apparel materials and embroideries.....	03	4701	06/85	225.071	225.294	225.479	226.114	225.944
Embroideries (excluding Schiffli machine products) and embroidery contractors.....	03	470103	12/11	134.188	134.282	134.866	134.866	134.866
Screen printing on garments, apparel accessories, and other fabric articles, excluding labels.....	03	470108	12/85	224.484	224.723	224.723	225.510	225.299
Knit fabrics, finished in knitting mills.....	03	48	12/03	172.876	172.819	173.248	173.248	173.688
Weft (circular) knit fabrics, knit and finished in the same establishment (excluding hosiery).....	03	4801	12/03	198.473	198.473	198.473	198.473	198.966
Weft (circular) knit fabrics, knit and finished in the same establishment (excluding hosiery).....	03	480101	12/03	198.473	198.473	198.473	198.473	198.966
Warp knit goods, knit and finished in the same establishment.....	03	4802	12/03	152.893	152.783	153.610	153.610	154.010
Warp knit goods, knit and finished in the same establishment.....	03	480201	12/03	152.893	152.783	153.610	153.610	154.010
Warp knit fabrics, knit and finished in same establishment.....	03	4802011	06/08	170.558	170.558	171.498	171.498	171.944
Apparel & other fabricated textile prods.....	03	8		182.088	182.690	182.802	182.811	182.850
Apparel.....	03	81		159.514	159.482	159.625	159.650	159.712
Miscellaneous apparel and accessories.....	03	8104	12/83	232.829	232.829	232.829	232.971	233.301
Men's and boys' fabric, straw, and felt hats, made from purchased materials.....	03	810414	12/09	189.639	189.639	189.639	192.233	189.587
Women's, girls', and infants' fabric, straw, and felt hats, made from purchased materials.....	03	810415	12/09	—	—	—	132.002	132.002
Hat bodies and fabric caps, made from purchased materials.....	03	810416	12/09	196.521	196.521	196.521	189.847	189.847
Gloves and mittens, made from purchased materials.....	03	810424	12/11	149.509	149.509	149.509	149.509	151.182
Leather and sheep-lined apparel, made from purchased materials.....	03	810428	12/03	202.935	202.935	202.935	202.935	202.935
Apparel and accessories, n.e.c.....	03	810441	12/85	193.275	193.275	193.275	193.275	193.733
All other cut and sew apparel, made from purchased materials.....	03	81044118	12/22	105.477	105.477	105.477	105.477	105.832
Fabricated apparel accessories.....	03	8104412	06/09	147.765	147.765	147.765	147.765	147.765
All other apparel accessories, made from purchased materials.....	03	81044125	12/11	141.426	141.426	141.426	141.426	141.426
Women's, girls', and infants' cut and sew apparel.....	03	8106	12/03	108.653	108.672	108.945	108.941	108.941
Women's and girls' blouses and shirts, made from purchased fabrics.....	03	810603	12/22	98.668	98.668	98.668	98.668	98.668
Women's and girls' dresses, made from purchased fabrics.....	03	810611	12/03	103.628	103.628	103.903	103.903	103.903
Women's and girls' lingerie and nightwear, made from purchased fabrics.....	03	810647		161.591	161.591	161.591	161.591	161.591
Women's and girls' other outerwear, made from purchased fabrics.....	03	810661	12/22	100.873	100.965	101.505	101.505	101.505
Men's and boys' cut and sew apparel.....	03	8107	12/03	138.998	138.819	138.799	138.799	138.799
Men's and boys' pants, except work pants, made from purchased fabrics.....	03	810703	12/22	92.859	92.859	92.859	92.859	—
Men's and boys' work clothing, made from purchased fabrics.....	03	810713	12/22	101.353	99.884	99.884	99.884	99.884
Men's and boys' shirts, except work shirts, made from purchased fabrics.....	03	810723	12/22	102.373	102.373	102.373	102.373	102.373
Men's and boys' suits, coats, and overcoats, made from purchased fabrics.....	03	810735	12/13	125.604	126.129	126.129	126.129	126.129
Men's and boys' other outerwear, made from purchased fabrics.....	03	810744	12/22	101.317	101.334	101.204	101.204	101.204

See footnotes at end of table.

Table 9. Producer price indexes for commodity and service groupings and individual items, not seasonally adjusted — Continued
 [August 2024, Index base 1982=100, unless otherwise indicated]

Title	Commodity code		Other index base	Unadjusted index ¹				
	Group code	Item code		Apr. 2024	May 2024 ^P	June 2024 ^P	July 2024 ^P	Aug. 2024 ^P
Men's and boys' nightwear, robes, and underwear, made from purchased fabrics.....	03	810761	12/03	162.352	162.352	162.352	162.352	162.352
Apparel made in knitting mills.....	03	8108	12/03	125.026	125.026	125.026	125.026	125.026
Knit outerwear, underwear, and nightwear, made in knitting mills.....	03	810808	05/16	114.418	114.418	114.418	114.418	114.418
Hosiery and socks.....	03	810831	05/20	107.507	107.507	107.507	107.508	107.508
Textile house furnishings.....	03	82		183.952	185.004	184.969	184.779	184.820
Textile house furnishings.....	03	8203	06/83	198.139	199.272	199.234	199.030	199.074
Curtains and draperies, made from purchased materials.....	03	820304	12/05	153.618	156.589	156.589	156.589	156.589
Other textiles, including towels and bed textiles.....	03	820312	06/05	146.671	146.766	146.728	146.521	146.565
Fabricated textile products, made in weaving mills.....	03	8203121	06/11	107.307	107.593	107.477	106.084	106.189
Other household textile products.....	03	8203122	06/11	131.728	131.786	131.763	131.736	131.766
Bedspreads, made from purchased materials.....	03	82031221	12/11	139.542	139.542	139.542	139.542	139.542
Sheets and pillowcases, made from purchased materials.....	03	82031223	12/11	157.610	157.610	157.610	157.610	157.610
Other household furnishings, made from purchased materials.....	03	82031226	12/11	126.690	126.755	126.729	126.699	126.733
Industrial and other fabricated products.....	03	83		226.201	227.404	227.553	227.624	227.642
Industrial and other fabricated products.....	03	8303		225.317	226.515	226.663	226.734	226.753
Rope, cordage, and twine.....	03	830321	06/12	137.134	137.216	138.303	138.411	138.588
Duffle bags.....	03	830333	06/10	158.895	158.994	158.994	158.994	158.994
All other textile bags.....	03	830334	06/10	157.034	157.459	157.459	157.459	157.459
Canvas and related products.....	03	830345	06/03	188.666	190.345	190.345	190.345	190.345
All other fabricated textile products, excluding trimming and findings.....	03	830351	12/85	178.108	178.548	178.631	178.747	178.747
All other miscellaneous fabricated textile products.....	03	8303516	09/18	129.062	129.560	129.654	129.785	129.785
Trimming and findings, excluding automobile and apparel.....	03	830361	12/06	221.671	221.671	221.177	221.177	221.141
Miscellaneous textile products/services.....	03	9	06/85	197.821	196.530	196.466	196.610	191.310
Miscellaneous textile products/services.....	03	94	09/18	135.173	134.292	134.247	134.346	130.724
Miscellaneous textile products/services.....	03	9401	09/18	135.173	134.292	134.247	134.346	130.724
Textile and fabric finishing, except broadwoven.....	03	940103	12/01	149.872	149.191	149.755	150.041	151.203
Hides, skins, leather, and related products.....	04	—		177.819	177.421	176.812	176.275	175.701
Hides and skins, incl. cattle.....	04	1		95.602	94.336	93.331	91.570	89.528
Hides and skins, incl. cattle.....	04	19	06/01	43.769	43.189	42.729	41.923	40.988
Hides, skins, and pelts, made in slaughtering plants.....	04	1901	06/01	43.769	43.189	42.729	41.923	40.988
Hides, skins, and pelts, made in slaughtering plants.....	04	190108	06/01	43.769	43.189	42.729	41.923	40.988
Leather.....	04	2		203.646	203.335	201.427	199.638	199.259
Finished and unfinished leather.....	04	27	12/97	111.639	111.469	110.423	109.442	109.234
Finished and unfinished leather.....	04	2701	12/97	111.639	111.469	110.423	109.442	109.234
Finished and unfinished leather.....	04	270102	12/03	93.126	92.984	92.112	91.293	91.120
Footwear.....	04	3		255.352	255.417	255.484	255.787	255.448
Men's nonathletic footwear.....	04	31		298.412	298.507	298.633	298.662	298.662
Men's footwear (size 6 and larger), excluding athletic.....	04	3105	12/93	208.103	208.170	208.258	208.278	208.278
Men's footwear (size 6 and larger), excluding athletic.....	04	310501	12/93	208.260	208.327	208.415	208.435	208.435
Women's nonathletic footwear.....	04	32		198.892	198.943	198.943	199.972	198.755
Women's footwear (size 4 and larger), excluding athletic.....	04	3205	12/93	155.499	155.539	155.539	156.343	155.392
Women's footwear (size 4 and larger), excluding athletic.....	04	320501	12/93	155.414	155.454	155.454	156.258	155.307
Other footwear including slippers.....	04	39	12/02	172.660	172.660	172.660	172.660	—
Other footwear, excluding rubber and plastic soled footwear.....	04	3901	12/02	172.660	172.660	172.660	172.660	—
Other footwear, excluding rubber and plastic soled footwear.....	04	390104	12/11	153.462	153.462	153.462	153.462	—
Other leather and related products.....	04	4		225.449	225.449	225.449	226.247	226.764
Luggage and small leather goods.....	04	41		207.262	207.262	207.262	207.262	207.266
Luggage and small leather goods.....	04	4101		207.262	207.262	207.262	207.262	207.266
Luggage (including suitcases, travel bags, backpacks, and other types).....	04	410112	12/84	167.601	167.601	167.601	167.601	167.601
Women's and children's handbags and purses.....	04	410128	06/82	197.397	197.397	197.397	197.397	197.405
Personal leather goods (excluding women's handbags and purses).....	04	410132	06/82	204.766	204.766	204.766	204.766	204.778
Leather and leather-like goods, n.e.c.....	04	45	06/85	232.094	232.094	232.094	233.915	235.090
Leather and leather-like goods, n.e.c.....	04	4501	06/85	232.094	232.094	232.094	233.915	235.090
All other leather goods.....	04	450101	06/85	258.250	258.250	258.250	260.474	261.222
Boot and shoe cut stock and findings.....	04	4501011	12/11	121.156	121.156	121.156	121.156	121.156
All other miscellaneous leather goods.....	04	4501014	12/11	157.202	157.202	157.202	158.723	159.235
Leather belts, made from purchased materials.....	04	450111	06/85	176.141	176.141	176.141	176.146	180.928
Fuels and related products and power.....	05	—		235.745	226.291	228.382	234.208	227.872
Coal.....	05	1		290.598	293.802	287.709	297.492	301.327
Coal.....	05	13		290.598	293.802	287.709	297.492	301.327
Coal.....	05	1301		290.598	293.802	287.709	297.492	301.327

See footnotes at end of table.

Table 9. Producer price indexes for commodity and service groupings and individual items, not seasonally adjusted — Continued
 [August 2024, Index base 1982=100, unless otherwise indicated]

Title	Commodity code		Other index base	Unadjusted index ¹				
	Group code	Item code		Apr. 2024	May 2024 ^P	June 2024 ^P	July 2024 ^P	Aug. 2024 ^P
Unprepared bituminous coal and lignite (utility sold).....	05	130101		191.578	184.759	181.909	181.895	186.285
Unprepared bituminous coal and lignite from surface mine (utility sold).....	05	1301011	06/08	144.217	143.508	139.139	133.434	138.618
Unprepared bituminous coal and lignite from underground mine (utility sold).....	05	1301012	12/22	125.635	117.064	117.254	122.522	123.660
Prepared bituminous coal and lignite (utility sold).....	05	130102	12/01	328.649	337.827	328.722	344.763	349.009
Prepared bituminous coal & lignite, from surface mine (utility sold).....	05	1301021	06/08	157.719	180.705	160.303	172.368	175.629
Prepared bituminous coal & lignite, from underground mine (utility sold).....	05	1301022	06/08	202.403	197.733	201.032	208.485	210.421
Coal exports.....	05	130103	12/22	85.770	82.333	82.372	82.072	83.148
Coal non-utility sold (including anthracite).....	05	130104	12/86	375.275	376.135	377.217	377.420	377.303
Gas fuels.....	05	3		88.325	93.867	106.611	106.835	85.635
Natural gas.....	05	31		48.926	57.416	73.225	73.168	51.346
Natural gas.....	05	3101		48.926	57.416	73.225	73.168	51.346
Natural gas.....	05	310105	06/96	62.009	72.770	92.806	92.733	65.076
Natural gas from the wellhead.....	05	3101051	06/09	34.461	40.838	51.763	50.701	34.402
Natural gas from processing facilities.....	05	3101052	06/09	35.234	38.729	51.502	58.195	48.609
Liquefied petroleum gas.....	05	32		166.673	161.329	159.872	160.827	150.201
Liquefied petroleum gas.....	05	3201		166.673	161.329	159.872	160.827	150.201
Isopentane and natural gasoline.....	05	320102	06/09	100.462	93.997	95.099	100.894	97.593
Propane.....	05	320104		138.831	155.521	180.362	203.062	184.236
Butane.....	05	320105		137.710	122.843	141.431	158.705	152.244
Plant condensate, ethane, gas mixtures, and other natural gas liquids.....	05	320108	06/09	56.584	54.155	49.418	45.650	42.301
Electric power.....	05	4		268.629	268.598	285.332	283.909	282.508
Residential electric power.....	05	41	12/90	229.300	230.415	238.302	236.775	234.543
Residential electric power.....	05	4121	12/90	229.300	230.415	238.302	236.775	234.543
Residential electric power.....	05	412101	12/90	229.300	230.415	238.302	236.775	234.543
Residential electric power, New England.....	05	4121011	12/07	206.705	206.705	206.565	189.315	187.051
Residential electric power, Middle Atlantic.....	05	4121012	12/07	145.964	146.479	150.157	152.487	154.190
Residential electric power, East North Central.....	05	4121013	12/07	178.841	176.819	189.597	189.043	188.538
Residential electric power, West North Central.....	05	4121014	12/07	141.627	140.923	158.180	161.188	162.593
Residential electric power, South Atlantic.....	05	4121015	12/07	152.731	153.892	160.612	160.337	159.885
Residential electric power, East South Central.....	05	4121016	12/07	155.871	153.373	158.745	157.737	158.236
Residential electric power, West South Central.....	05	4121017	12/07	139.015	142.001	144.441	145.199	133.902
Residential electric power, Mountain.....	05	4121018	12/07	137.717	143.785	143.934	145.499	145.499
Residential electric power, Pacific.....	05	4121019	12/07	242.092	242.387	244.568	237.518	237.667
Commercial electric power.....	05	42		252.751	252.812	275.071	272.648	271.994
Commercial electric power.....	05	4221	12/90	221.226	221.279	240.761	238.641	238.068
Commercial electric power.....	05	422101	12/90	221.226	221.279	240.761	238.641	238.068
Commercial electric power, New England.....	05	4221011	12/07	183.522	183.522	182.724	171.227	170.305
Commercial electric power, Middle Atlantic.....	05	4221012	12/07	138.333	140.437	159.501	161.680	163.063
Commercial electric power, East North Central.....	05	4221013	12/07	161.664	159.547	170.968	171.202	171.168
Commercial electric power, West North Central.....	05	4221014	12/07	143.318	141.891	155.584	161.353	164.172
Commercial electric power, South Atlantic.....	05	4221015	12/07	128.683	128.546	128.750	128.016	127.093
Commercial electric power, East South Central.....	05	4221016	12/07	146.495	141.851	147.937	147.040	147.236
Commercial electric power, West South Central.....	05	4221017	12/07	129.593	130.066	138.729	138.252	133.683
Commercial electric power, Mountain.....	05	4221018	12/07	144.591	149.371	149.359	154.675	154.675
Commercial electric power, Pacific.....	05	4221019	12/07	219.382	219.438	266.648	255.111	255.178
Industrial electric power.....	05	43		297.514	293.251	317.819	320.168	320.611
Industrial electric power.....	05	4321	12/90	250.165	246.581	267.238	269.213	269.586
Industrial electric power.....	05	432101	12/90	250.165	246.581	267.238	269.213	269.586
Industrial electric power, New England.....	05	4321011	12/07	151.548	146.523	147.694	159.111	157.296
Industrial electric power, Middle Atlantic.....	05	4321012	12/07	145.553	144.552	150.316	159.004	157.531
Industrial electric power, East North Central.....	05	4321013	12/07	260.805	250.727	265.786	261.515	260.909
Industrial electric power, West North Central.....	05	4321014	12/07	150.268	151.323	164.671	168.594	172.220
Industrial electric power, South Atlantic.....	05	4321015	12/07	125.076	127.626	128.256	127.106	126.123
Industrial electric power, East South Central.....	05	4321016	12/07	139.974	134.259	140.931	140.262	139.971
Industrial electric power, West South Central.....	05	4321017	12/07	117.291	114.181	120.319	120.587	111.500
Industrial electric power, Mountain.....	05	4321018	12/07	134.532	135.243	147.789	168.525	195.016
Industrial electric power, Pacific.....	05	4321019	12/07	205.115	205.304	256.959	248.559	248.623
Transportation electric power.....	05	46	12/10	129.946	126.640	135.650	134.057	132.956
Transportation electric power.....	05	4621	12/10	129.946	126.640	135.650	134.057	132.956
Transportation electric power.....	05	462111	12/10	129.946	126.640	135.650	134.057	132.956
Utility natural gas.....	05	5	12/90	256.908	253.314	260.968	262.301	259.017
Residential natural gas.....	05	51	12/90	268.627	264.469	269.790	270.832	269.384
Residential natural gas.....	05	5121	12/90	268.627	264.469	269.790	270.832	269.384

See footnotes at end of table.

Table 9. Producer price indexes for commodity and service groupings and individual items, not seasonally adjusted — Continued
 [August 2024, Index base 1982=100, unless otherwise indicated]

Title	Commodity code		Other index base	Unadjusted index ¹				
	Group code	Item code		Apr. 2024	May 2024 ^P	June 2024 ^P	July 2024 ^P	Aug. 2024 ^P
Residential natural gas.....	05	512101	12/90	268.627	264.469	269.790	270.832	269.384
Residential natural gas, New England.....	05	5121011	06/12	178.769	144.638	143.988	142.893	141.205
Residential natural gas, Middle Atlantic.....	05	5121012	06/12	152.926	152.845	152.764	153.736	152.382
Residential natural gas, East North Central.....	05	5121013	06/12	131.446	128.095	137.396	138.389	135.287
Residential natural gas, West North Central.....	05	5121014	06/12	132.552	135.311	134.644	137.652	136.211
Residential natural gas, South Atlantic.....	05	5121015	06/12	131.088	131.458	134.612	137.127	136.296
Residential natural gas, East South Central.....	05	5121016	06/12	97.365	96.602	93.768	104.006	105.522
Residential natural gas, West South Central.....	05	5121017	06/12	191.868	183.403	188.168	190.736	190.773
Residential natural gas, Mountain.....	05	5121018	06/12	188.361	189.164	189.342	161.571	162.342
Residential natural gas, Pacific.....	05	5121019	06/12	159.081	162.490	166.206	172.468	175.210
Commercial natural gas.....	05	52	12/90	249.374	241.280	248.219	247.461	242.954
Commercial natural gas.....	05	5221	12/90	249.374	241.280	248.219	247.461	242.954
Commercial natural gas.....	05	522101	12/90	249.374	241.280	248.219	247.461	242.954
Commercial natural gas, New England.....	05	5221011	06/12	182.678	137.273	136.826	136.165	133.299
Commercial natural gas, Middle Atlantic.....	05	5221012	06/12	132.369	131.560	132.290	133.581	129.847
Commercial natural gas, East North Central.....	05	5221013	06/12	131.156	127.031	134.719	134.591	128.268
Commercial natural gas, West North Central.....	05	5221014	06/12	132.062	134.332	138.889	141.696	139.097
Commercial natural gas, South Atlantic.....	05	5221015	06/12	112.316	113.457	119.460	118.130	115.099
Commercial natural gas, East South Central.....	05	5221016	06/12	99.343	102.382	107.356	116.355	113.856
Commercial natural gas, West South Central.....	05	5221017	06/12	196.390	188.420	192.240	192.928	189.703
Commercial natural gas, Mountain.....	05	5221018	06/12	196.609	196.156	196.001	156.650	156.854
Commercial natural gas, Pacific.....	05	5221019	06/12	149.693	148.724	154.196	166.997	173.151
Industrial natural gas.....	05	53	12/90	197.011	193.013	196.168	198.522	192.208
Industrial natural gas.....	05	5321	12/90	197.011	193.013	196.168	198.522	192.208
Industrial natural gas.....	05	532101	12/90	197.011	193.013	196.168	198.522	192.208
Industrial natural gas, New England.....	05	5321011	09/16	186.534	139.015	138.225	136.700	128.345
Industrial natural gas, Middle Atlantic.....	05	5321012	09/16	134.955	134.658	135.726	144.786	135.601
Industrial natural gas, East North Central.....	05	5321013	06/12	112.882	105.695	111.837	110.685	103.018
Industrial natural gas, West North Central.....	05	5321014	06/12	162.989	164.831	158.831	165.781	160.376
Industrial natural gas, South Atlantic.....	05	5321015	09/16	139.661	138.287	144.120	148.907	147.071
Industrial natural gas, East South Central.....	05	5321016	09/16	101.662	98.374	103.855	111.191	111.058
Industrial natural gas, West South Central.....	05	5321017	09/16	137.467	134.185	133.890	135.681	130.451
Industrial natural gas, Mountain.....	05	5321018	09/16	176.710	176.710	176.944	155.428	159.139
Industrial natural gas, Pacific.....	05	5321019	09/16	135.098	139.431	143.241	144.134	143.002
Natural gas to electric power.....	05	54	12/90	217.152	216.440	226.457	228.514	224.641
Natural gas to electric power.....	05	5421	12/90	217.152	216.440	226.457	228.514	224.641
Natural gas to electric power.....	05	542101	12/90	217.152	216.440	226.457	228.514	224.641
Crude petroleum (domestic production).....	05	6		234.282	217.159	216.608	224.575	215.147
Crude petroleum (domestic production).....	05	61		234.282	217.159	216.608	224.575	215.147
Crude petroleum (domestic production).....	05	6101		234.282	217.159	216.608	224.575	215.147
Crude petroleum (domestic production).....	05	610102	06/84	255.166	236.517	235.917	244.594	234.325
Petroleum products, refined.....	05	7		305.280	279.214	266.441	282.920	274.084
Gasoline.....	05	71		272.528	260.473	244.062	255.365	248.861
Unleaded premium gasoline.....	05	7103		303.123	288.037	273.024	283.008	270.167
Unleaded premium gasoline.....	05	710304	06/02	343.413	326.322	309.314	320.625	306.077
Unleaded regular gasoline.....	05	7104		265.083	253.896	237.250	249.057	244.238
Unleaded regular gasoline.....	05	710404	06/02	318.530	305.088	285.085	299.273	293.482
Unleaded mid-premium gasoline.....	05	7105	12/87	492.515	458.386	433.934	459.365	441.473
Unleaded mid-premium gasoline.....	05	710504	06/02	336.814	313.474	296.753	314.144	301.909
Kerosene and jet fuels.....	05	72		279.707	262.328	252.565	268.157	239.973
Kerosene.....	05	7202		281.516	263.347	245.563	276.952	248.350
Kerosene.....	05	720201		281.529	263.359	245.574	276.965	248.361
Jet fuel.....	05	7203		280.381	263.005	253.735	268.346	240.109
Jet fuel.....	05	720301		282.538	265.028	255.686	270.410	241.956
Light fuel oils.....	05	73		371.024	301.419	290.772	322.258	315.268
Home heating oil and distillates.....	05	7302		258.428	238.071	239.346	243.947	231.417
Home heating oil and distillates.....	05	730201		258.428	238.071	239.346	243.947	231.417
No. 2 diesel fuel.....	05	7303		395.872	319.052	306.904	342.072	335.309
No. 2 diesel fuel.....	05	730302	06/85	495.534	399.375	384.167	428.189	419.724
Residual fuels (heavy fuel oils, incl. #5, #6, & other residual fuels).....	05	74		204.441	222.871	219.046	221.150	220.156
Residual fuels (heavy fuel oils, incl. #5, #6, & other residual fuels).....	05	7407	06/85	300.327	327.400	321.781	324.871	323.412
Residual fuels (heavy fuel oils, incl. #5, #6, & other residual fuels).....	05	740703	06/02	265.431	289.359	284.393	287.124	285.835
Finished lubricants.....	05	76		607.780	607.821	607.446	607.066	607.561
Lubricating grease.....	05	7603		518.292	518.292	518.292	518.292	518.292
Lubricating grease not from petroleum refineries.....	05	760303	06/85	501.459	501.459	501.459	501.459	501.459

See footnotes at end of table.

Table 9. Producer price indexes for commodity and service groupings and individual items, not seasonally adjusted — Continued
 [August 2024, Index base 1982=100, unless otherwise indicated]

Title	Commodity code		Other index base	Unadjusted index ¹				
	Group code	Item code		Apr. 2024	May 2024 ^P	June 2024 ^P	July 2024 ^P	Aug. 2024 ^P
Lubricating and similar oils.....	05	7604	06/85	563.427	563.474	563.039	562.599	563.172
Lubricating and similar oils not from petroleum refineries.....	05	760401	06/85	545.575	545.620	545.200	544.774	545.329
Lubricating oil base stocks.....	05	78	06/09	165.192	172.453	176.562	179.394	167.120
Lubricating oil base stocks.....	05	7801	06/09	165.192	172.453	176.562	179.394	167.120
Lubricating oil base stocks.....	05	780121	06/09	165.192	172.453	176.562	179.394	167.120
Asphalt and other petroleum and coal products, n.e.c.....	05	8	12/84	303.851	352.048	364.053	340.045	347.900
Asphalt and other petroleum and coal products, n.e.c.....	05	81	12/84	303.851	352.048	364.053	340.045	347.900
Asphalt.....	05	8102	06/85	261.642	276.081	278.418	279.628	267.297
Asphalt.....	05	810212	06/85	261.642	276.081	278.418	279.628	267.297
Other petroleum and coal products, including coke oven products, n.e.c.....	05	8103	12/84	638.273	762.128	794.031	725.314	757.770
Other petroleum and coal products, including coke oven products, n.e.c.....	05	810319	12/84	638.273	762.128	794.031	725.314	757.770
Other petroleum and coal products, made in coke oven establishments.....	05	8103191	06/09	177.465	179.367	179.023	176.693	176.578
Chemicals and allied products.....	06	—		347.770	346.945	347.348	350.221	350.774
Industrial chemicals.....	06	1		304.241	302.950	305.207	311.980	312.073
Basic inorganic chemicals.....	06	13		344.575	347.842	348.634	344.213	342.929
Inorganic chemicals, other than alkalis and chlorine.....	06	1302		337.322	341.377	342.548	337.843	336.496
Aluminum compounds.....	06	130209	06/95	137.926	138.164	137.891	138.702	139.614
Inorganic acids, inc. hydrochloric, sulfuric acid, and other.....	06	13020T	12/08	110.359	107.439	107.614	105.085	102.911
Sulfuric acid.....	06	13020T1	06/87	177.338	166.420	167.904	160.177	151.772
Lime.....	06	130213		468.562	468.263	468.483	470.513	471.384
Potassium and sodium compounds, excluding bleaches, alkalis, and alum.....	06	130217	06/01	441.459	440.808	437.197	439.117	436.886
Rock salt.....	06	130271	12/84	429.609	429.609	429.609	429.609	429.609
Other inorganic chemicals, nec.....	06	130283	12/06	172.853	177.062	178.286	174.784	174.224
All other inorganic chemicals.....	06	1302833	12/08	123.475	127.342	128.466	127.906	127.391
Alkalis and chlorine, including natural sodium carbonate and sulfate.....	06	1303		401.188	401.816	401.270	397.523	396.360
Chlorine, sodium hydroxide, and other alkalis.....	06	130302	06/05	201.251	201.754	201.590	199.167	198.585
Sodium hydroxide (caustic soda).....	06	1303024	12/07	138.405	138.443	138.550	137.355	136.201
Other alkalis.....	06	1303028	12/11	141.002	141.812	141.667	138.972	139.685
Basic organic chemicals.....	06	14		299.275	297.106	299.662	308.619	308.975
Primary basic organic chemicals.....	06	1401		276.025	269.927	267.034	283.681	284.493
Aromatics.....	06	140197	06/01	296.225	295.450	286.072	288.948	287.075
Liquid refinery gases.....	06	140198	06/01	242.705	235.285	234.847	254.846	256.510
Cyclic intermediate chemicals and dyes.....	06	1402		267.876	268.100	266.835	267.283	281.567
Cyclic intermediate chemicals.....	06	140281	06/01	251.737	251.779	251.346	251.345	266.388
Synthetic organic dyes.....	06	140282	06/01	121.508	122.203	118.968	120.658	121.425
Other basic organics.....	06	1403		279.806	280.007	285.693	289.727	288.803
Ethanol (ethyl alcohol).....	06	140341		218.882	234.294	244.201	257.575	246.570
Other basic organics, n.e.c.....	06	140399	06/87	294.571	289.089	293.037	293.470	296.335
Fatty acids.....	06	1403991	12/07	153.484	145.189	140.964	141.543	149.609
Bulk pesticides and other bulk synthetic organic agricultural chemicals, excluding preparation.....	06	1403992	12/07	278.953	279.111	279.262	279.693	285.385
Industrial organic flavor oil mixtures and blends.....	06	1403993	12/08	332.791	326.456	326.181	325.201	325.201
Natural organic chemicals.....	06	1403995	12/08	133.286	133.392	133.566	133.427	133.427
Synthetic organic chemicals for use as flavor and perfume materials.....	06	1403997	12/07	196.787	196.787	196.787	196.022	196.404
Synthetic organic rubber-processing chemicals.....	06	1403998	12/07	142.860	142.383	142.578	144.544	143.971
Synthetic organic plasticizers.....	06	1403999	12/07	151.747	157.365	158.846	161.811	155.748
Other synthetic organic chemicals.....	06	140399A	12/07	106.086	102.190	103.383	103.533	108.511
Miscellaneous end use chemicals and chemical products, excluding urea.....	06	140399B	12/07	228.858	227.579	228.054	229.377	231.266
Miscellaneous cyclic and acyclic chemicals and chemical products, excluding fatty acid esters.....	06	140399C	12/07	132.030	128.085	137.131	135.973	130.099
Paints and allied products.....	06	2		399.228	398.373	397.465	397.703	398.518
Prepared paint.....	06	21		416.634	416.982	417.272	417.714	418.554
Architectural coatings.....	06	2101		509.636	509.636	509.600	509.511	509.436
Architectural coatings.....	06	210104	12/03	279.583	279.583	279.563	279.514	279.473
Exterior architectural coatings.....	06	2101041	12/12	187.085	187.085	187.047	186.976	186.900
Interior architectural coatings.....	06	2101042	12/12	152.876	152.876	152.876	152.868	152.868
OEM finishes excluding marine coatings.....	06	2102	06/83	257.927	258.860	260.000	259.962	261.146
OEM finishes excluding marine coatings.....	06	210201	06/83	257.927	258.860	260.000	259.962	261.146
Transportation finishes, except powdered and high-solids coatings... ..	06	2102011	12/12	119.409	119.447	122.874	123.793	125.036
All other product finishes for original equipment manufacturers (OEM), excluding marine coating.....	06	2102012	12/12	142.981	143.626	143.317	142.992	143.423
Special purpose coatings, incl. marine, industrial & construction coatings.....	06	2103	06/83	521.472	521.645	521.181	524.012	526.708

See footnotes at end of table.

Table 9. Producer price indexes for commodity and service groupings and individual items, not seasonally adjusted — Continued
 [August 2024, Index base 1982=100, unless otherwise indicated]

Title	Commodity code		Other index base	Unadjusted index ¹				
	Group code	Item code		Apr. 2024	May 2024 ^P	June 2024 ^P	July 2024 ^P	Aug. 2024 ^P
Special purpose coatings, incl. marine, industrial & construction coatings.....	06	210301	06/83	521.472	521.645	521.181	524.012	526.708
Paint materials.....	06	22		336.678	330.965	326.088	326.088	327.020
Paint colors.....	06	2202		275.035	269.665	265.080	265.080	265.956
All other inorganic pigments, including TiO2, chrome colors, and other white opaque pigments.....	06	22020N	09/21	121.455	118.124	116.347	116.347	116.347
Synthetic organic pigments, lakes, and toners.....	06	220298	06/87	189.003	195.120	189.440	189.440	193.997
Allied and miscellaneous paint products.....	06	23	06/83	411.150	413.790	413.124	411.752	411.788
Allied and miscellaneous paint products.....	06	2301	06/83	411.150	413.790	413.124	411.752	411.788
Allied and miscellaneous paint products.....	06	230104	12/03	232.750	234.244	233.867	233.091	233.111
Drugs and pharmaceuticals.....	06	3		679.016	678.417	677.311	677.117	679.761
Medicinal and botanical chemicals, drugs, and other products.....	06	31		195.254	195.282	194.982	195.215	194.919
Medicinal and botanical chemicals, drugs, and other products.....	06	3102	06/82	195.312	195.340	195.039	195.272	194.977
Synthetic organic medicinal chemicals, medicinal & botanical drugs, & other products.....	06	310203	06/82	195.312	195.340	195.039	195.272	194.977
Veterinary pharmaceutical preparations.....	06	34		216.394	216.394	216.394	216.394	220.353
Pharmaceuticals for veterinary use.....	06	3403	12/87	214.977	214.977	214.977	214.977	218.910
Pharmaceuticals for veterinary use.....	06	340303	06/01	163.959	163.959	163.959	163.959	166.959
Biological products, including diagnostics.....	06	37		336.735	335.810	334.669	334.220	336.377
Biological products, excluding diagnostic, for veterinary, industrial, and all other misc. uses.....	06	3717	12/04	178.876	176.921	173.119	172.211	172.211
Biological products, excluding diagnostic, for veterinary, industrial, and all other misc. uses.....	06	371705	12/22	118.587	117.291	114.770	114.168	114.168
Diagnostics.....	06	3718	06/09	151.180	151.004	151.393	151.162	151.423
In-vitro diagnostic substances.....	06	371801		228.105	228.004	228.046	227.943	227.960
Biological products, excluding diagnostic, for human use.....	06	3719	06/09	156.108	156.108	156.108	156.243	158.537
Biological products, excluding diagnostic, for human use.....	06	371904	12/22	102.492	102.492	102.492	102.581	104.087
Pharmaceutical preparations.....	06	38	06/01	293.683	293.617	293.330	293.339	294.138
Pharmaceuticals affecting neoplasms, the endocrine system, & metabolic diseases.....	06	3801	06/01	315.903	315.904	315.904	316.161	316.163
Cancer therapy products.....	06	380102	12/09	120.174	120.174	120.174	121.514	121.514
Insulin/antidiabetes products.....	06	380103	12/09	288.552	288.561	288.561	288.561	288.588
Other neoplasms, endocrine system, and metabolic diseases.....	06	380104	12/09	179.160	179.160	179.160	179.160	179.160
Hormones and oral contraceptives.....	06	380105	12/09	227.071	227.071	227.071	227.194	227.194
Pharmaceuticals acting on the central nervous system and the sense organs.....	06	3802	06/01	355.884	355.884	355.884	355.913	355.913
Analgesics.....	06	380202	12/09	294.439	294.439	294.439	294.509	294.509
Analgesics, over-the-counter.....	06	380202OC	06/81	277.623	277.623	277.623	278.368	278.368
Analgesics, prescription.....	06	380202RX	06/81	2,531.530	2,531.530	2,531.530	2,531.530	2,531.530
Psychotherapeutics.....	06	380203	12/09	205.454	205.454	205.454	205.471	205.471
Antidepressants.....	06	3802031	12/09	205.912	205.912	205.912	205.912	205.912
Other psychotherapeutics, including tranquilizers.....	06	3802032	12/09	212.486	212.486	212.486	212.630	212.630
Anticonvulsants.....	06	380204	12/09	231.051	231.051	231.051	231.051	231.051
Other central nervous system and sense organs.....	06	380205	12/09	216.351	216.351	216.351	216.351	216.351
Pharmaceuticals acting on the cardiovascular system.....	06	3803	06/01	450.315	450.315	450.315	450.315	450.286
Other cardiovascular preparations.....	06	380305	12/09	331.806	331.806	331.806	331.806	331.773
Pharmaceuticals acting on the respiratory system.....	06	3804	06/01	227.175	227.175	227.175	226.887	226.887
Antihistamines and bronchodilators, including antiasthmatics.....	06	380402	12/07	169.885	169.885	169.885	169.885	169.885
Other respiratory preparations.....	06	380403	12/07	182.084	182.084	182.084	181.480	181.480
Other respiratory preparations, over-the-counter.....	06	380403OC	12/07	125.055	125.055	125.055	124.292	124.292
Other respiratory preparations, prescription.....	06	380403RX	12/07	184.478	184.478	184.478	184.478	184.478
Pharmaceuticals acting on the digestive or the genito-urinary systems.....	06	3805	06/01	186.047	184.995	184.995	184.995	184.995
Other digestive or genito-urinary preparations.....	06	380503	12/09	133.319	133.319	133.319	133.319	133.319
Other digestive or genito-urinary preparations, prescription.....	06	380503RX	06/01	196.295	196.295	196.295	196.295	196.295
Pharmaceuticals acting on the skin.....	06	3806	06/01	190.772	190.772	186.995	186.995	186.995
Other pharmaceutical preparations acting on the skin.....	06	380603	12/09	126.095	126.095	126.095	126.095	126.095
Anti-acne preparations.....	06	380606	12/09	112.890	112.890	91.634	91.634	91.634
Vitamin, nutrient, and hematinic preparations.....	06	3807	06/01	154.543	154.418	154.418	154.384	157.807
Multivitamins.....	06	380702	12/09	128.462	128.462	128.462	128.462	128.462
Other vitamins and nutrients.....	06	380703	12/09	139.849	140.260	140.260	140.213	140.394
Pharmaceuticals affecting parasitic and infective diseases.....	06	3808	06/01	281.030	281.030	281.030	281.030	281.030
Broad and medium spectrum antibiotics.....	06	380802	12/09	171.403	171.403	171.403	171.403	171.403
Systemic antivirals.....	06	380803	12/09	202.588	202.588	202.588	202.588	202.588
Other parasitic and infective diseases.....	06	380804	12/09	217.261	217.261	217.261	217.261	217.261
Fats and oils, inedible.....	06	4		341.023	335.462	337.495	342.527	340.958
Fats and oils, inedible.....	06	41		341.023	335.462	337.495	342.527	340.958
Fats and oils, inedible.....	06	4101		341.023	335.462	337.495	342.527	340.958
Soybean oil, processed for inedible purposes.....	06	410131	06/95	211.923	208.022	208.609	211.683	207.358

See footnotes at end of table.

Table 9. Producer price indexes for commodity and service groupings and individual items, not seasonally adjusted — Continued
 [August 2024, Index base 1982=100, unless otherwise indicated]

Title	Commodity code		Other index base	Unadjusted index ¹				
	Group code	Item code		Apr. 2024	May 2024 ^P	June 2024 ^P	July 2024 ^P	Aug. 2024 ^P
Crude soybean oil, degummed, made from soybeans crushed in the same establishment.....	06	4101311	12/07	143.666	143.304	143.447	143.676	143.480
Soybean oil, all other types.....	06	4101312	12/07	116.274	111.966	112.530	115.979	111.007
Lard, inedible tallow, and grease, except wool grease.....	06	410132	06/02	389.930	388.409	398.095	404.426	439.077
Agricultural chemicals and chemical products.....	06	5		287.540	284.629	283.005	280.775	279.056
Mixed fertilizers.....	06	51		265.599	268.772	267.324	267.841	265.384
Mixed fertilizers.....	06	5105	06/86	280.256	283.605	282.077	282.622	280.030
Mixed fertilizers.....	06	510501	06/86	280.256	283.605	282.077	282.622	280.030
Mixed fertilizers, made in plants which manufacture fertilizer materials.....	06	5105011	12/09	271.967	279.986	276.116	276.116	276.116
Mixed fertilizers, dry, mixing only.....	06	5105012	12/09	133.977	134.021	133.945	133.985	132.590
Mixed fertilizers, liquid, mixing only.....	06	5105013	12/09	121.745	123.049	123.047	125.155	120.810
Fertilizer materials.....	06	52		317.892	308.199	303.453	297.378	294.235
Nitrogenates.....	06	5201		344.408	340.072	326.631	322.588	315.142
Fertilizer materials of organic origin.....	06	520137	12/93	235.513	233.576	236.710	236.710	236.710
Synthetic ammonia, nitric acid, ammonium compounds, and urea.....	06	52013A	12/14	108.219	106.809	102.017	100.619	98.044
Phosphates.....	06	5202		309.343	294.861	297.039	289.048	289.299
Phosphoric acid, 52-54 percent APA, superphosphates and other phosphate fertilizer materials.....	06	52026A	12/14	133.923	127.653	128.596	125.136	125.245
Other agricultural chemicals.....	06	53		218.292	218.733	219.793	219.864	219.892
Other agricultural chemicals.....	06	5301		218.292	218.733	219.793	219.864	219.892
Lawn and garden pesticides and chemicals.....	06	530107	06/03	193.175	193.175	193.175	193.175	193.175
Household and institutional pesticides and chemicals.....	06	530108	06/03	183.984	187.007	187.007	187.007	187.007
Agricultural and commercial pesticides and chemicals.....	06	530109	06/03	143.479	143.646	144.417	144.469	144.489
Plastic resins and materials.....	06	6		268.226	267.898	267.287	271.491	271.845
Thermoplastic resins and plastics materials.....	06	62		269.990	269.800	268.830	273.508	275.794
Thermoplastic resins and plastics materials.....	06	6212	12/03	187.615	187.483	186.809	190.060	191.648
Thermoplastic resins and plastics materials.....	06	621201	12/03	187.615	187.483	186.809	190.060	191.648
Thermosetting resins and plastics materials.....	06	63		274.492	273.169	275.044	276.201	262.979
Thermosetting resins and plastics materials.....	06	6306	12/98	195.607	194.664	196.000	196.825	187.402
Thermosetting resins and plastics materials.....	06	630601	12/98	195.607	194.664	196.000	196.825	187.402
Other chemicals and allied products.....	06	7		258.446	258.702	258.784	258.932	259.694
Soaps and detergents.....	06	71		240.660	240.886	240.919	240.934	241.178
Soaps and other detergents.....	06	7104	06/83	231.142	231.359	231.392	231.406	231.640
Soaps and detergents, commercial, industrial, and institutional.....	06	710401	06/83	337.713	337.896	337.915	337.915	338.143
Commercial, industrial, and institutional hard surface cleaners.....	06	71040101	12/11	124.577	124.577	124.766	124.766	124.766
Commercial, industrial, and institutional laundry detergents.....	06	71040102	12/11	146.327	146.327	146.514	146.514	146.889
Commercial, industrial, and institutional dishwashing detergents.....	06	71040103	12/11	183.016	183.016	182.985	182.985	182.985
Commercial, industrial, and institutional metal cleaners.....	06	71040104	12/11	152.338	152.338	152.338	152.338	152.338
Dairy, farm, and food plant cleaners, sanitizers, etc.....	06	71040106	12/11	140.055	140.055	140.055	140.055	140.055
Commercial, industrial, and institutional soaps, excluding specialty cleaners.....	06	71040107	12/11	145.098	145.527	145.338	145.338	145.809
Household detergents.....	06	710402		187.485	187.784	187.832	187.855	187.855
Household alkaline detergents and cleaners.....	06	7104021	05/18	140.012	140.034	140.201	140.284	140.284
Household dry and liquid laundry detergents.....	06	7104022	05/18	116.658	116.890	116.890	116.890	116.890
Soaps, excluding specialty cleaners, household.....	06	710403	06/83	228.723	228.723	228.723	228.723	229.665
Polish and other sanitation goods.....	06	72	06/83	233.744	233.818	233.821	233.959	234.350
Polish and other sanitation goods.....	06	7201	06/83	233.744	233.818	233.821	233.959	234.350
Polishing preparations and related products.....	06	720103	06/83	296.504	296.504	296.504	297.136	297.141
Specialty cleaning and sanitation products.....	06	720105	05/17	123.217	123.286	123.288	123.361	123.725
Disinfectants, nonagricultural, industrial and institutional.....	06	7201051	05/17	158.571	158.571	158.571	158.571	159.744
Air and room fresheners.....	06	7201053	12/11	127.249	127.249	127.249	127.249	127.249
Laundry fabric softeners and rinses, liquid and dry.....	06	7201058	05/17	113.627	114.476	114.476	115.378	115.378
Other specialty cleaning and sanitation products.....	06	7201059	12/11	125.048	125.048	125.055	125.055	125.055
Cosmetics and other toilet preparations.....	06	75		191.473	191.626	191.640	191.620	192.389
Shaving preparations.....	06	7502		190.244	190.244	190.244	189.561	189.561
Shaving preparations.....	06	750206	06/99	168.326	168.326	168.326	167.722	167.722
Perfumes, toilet waters, and colognes.....	06	7503		195.970	198.566	198.566	198.566	198.566
Perfumes, toilet waters, and colognes.....	06	750306	06/99	122.228	123.848	123.848	123.848	123.848
Hair preparations (including shampoos).....	06	7504		218.217	218.212	218.212	218.212	218.212
Hair preparations (including shampoos).....	06	750407	06/99	161.518	161.515	161.515	161.515	161.515
Hair preparations incl professional, consumer, and cream/gel shampoos.....	06	75040701	12/11	141.925	141.925	141.925	141.925	141.925
Hair tonics and hair dressings incl professional and consumer use.....	06	75040702	12/11	120.683	120.671	120.671	120.671	120.671
Toothpastes, denture cleaners, and mouthwashes.....	06	7505		174.465	174.465	174.568	174.568	180.483
Denture cleaners, mouthwashes, gargles, and rinses.....	06	750504	12/11	138.643	138.643	138.765	138.765	138.765

See footnotes at end of table.

Table 9. Producer price indexes for commodity and service groupings and individual items, not seasonally adjusted — Continued
 [August 2024, Index base 1982=100, unless otherwise indicated]

Title	Commodity code		Other index base	Unadjusted index ¹				
	Group code	Item code		Apr. 2024	May 2024 ^P	June 2024 ^P	July 2024 ^P	Aug. 2024 ^P
Creams, lotions, and oils, excluding shaving, hair, and deodorant.....	06	7514	06/99	134.479	134.479	134.479	134.479	134.479
Creams, lotions, and oils, excluding shaving, hair, and deodorant.....	06	751401	06/99	134.479	134.479	134.479	134.479	134.479
Other cosmetics and toilet preparations.....	06	7515	06/99	127.418	127.366	127.366	127.366	127.366
Other cosmetics and toilet preparations.....	06	751501	06/99	127.418	127.366	127.366	127.366	127.366
Misc. chemical prod. and preparations.....	06	79		320.153	320.532	320.705	321.055	322.052
Explosives and blasting accessories.....	06	7902		295.724	295.765	295.758	297.181	297.489
Explosives and blasting accessories.....	06	790234	12/03	181.773	181.798	181.794	182.669	182.858
Industrial gases.....	06	7903		369.495	371.112	373.544	373.512	373.718
Carbon dioxide.....	06	790302		553.960	568.916	596.580	574.115	580.863
Nitrogen.....	06	790303		238.748	238.066	241.853	253.473	253.268
Oxygen.....	06	790304		601.957	589.970	595.231	611.469	610.435
Argon and hydrogen.....	06	790309	06/09	93.709	94.850	95.655	94.868	94.774
Other industrial gases (including fluorocarbon and acetylene).....	06	790312	06/09	287.361	290.556	289.167	284.778	284.778
Adhesives and sealants.....	06	7904	12/83	361.011	361.282	360.469	360.998	366.381
Synthetic resin and rubber adhesives.....	06	790402	12/83	363.242	363.688	362.349	363.220	369.450
Epoxy adhesives.....	06	7904021	12/11	161.218	160.525	160.525	160.525	163.206
Other synthetic resin and rubber adhesives.....	06	7904026	12/11	136.789	137.305	136.043	136.864	136.700
Structural sealants (load bearing).....	06	790407	12/11	118.322	118.322	118.322	118.322	118.322
Nonstructural caulking compounds and sealants.....	06	79040A	12/11	180.718	180.718	180.718	180.718	183.799
Surface active agents.....	06	7905	12/83	349.326	349.326	349.326	349.326	349.326
Surfactants (bulk surface active agents).....	06	790502	12/83	389.718	389.718	389.718	389.718	389.718
Gum and wood chemicals, including wood distillation products.....	06	7906	06/84	537.144	537.032	536.002	537.878	543.317
Gum and wood chemicals, including wood distillation products.....	06	790607	12/03	350.690	350.617	349.945	351.170	354.720
Other miscellaneous chemical products.....	06	7909		266.887	267.064	267.100	267.434	266.798
Carbon black, all processes.....	06	790918	12/83	593.874	597.972	605.892	609.169	603.767
Printing ink.....	06	790919	06/84	264.146	263.850	263.971	264.052	262.477
Gravure printing inks.....	06	7909192	12/11	104.825	104.825	104.825	104.825	104.825
Lithographic and offset inks.....	06	7909193	12/11	133.450	133.450	133.450	133.450	133.481
News and nonheat web offset printing inks.....	06	79091931	12/11	145.747	145.747	145.747	145.747	145.750
Publication and commercial web inks.....	06	79091932	12/11	133.064	133.064	133.064	133.064	133.064
Sheet-fed general inks.....	06	79091933	12/11	130.917	130.917	130.917	130.917	131.101
Sheet-fed packaging inks.....	06	79091934	12/11	127.597	127.597	127.597	127.597	127.597
Flexographic printing inks.....	06	7909194	12/11	157.971	157.971	157.971	157.942	157.942
Nonimpact/digital inks.....	06	7909195	12/11	187.013	186.137	186.429	187.013	183.194
All other printing inks.....	06	7909196	12/11	122.568	122.913	122.910	122.162	122.162
Water-treating compounds.....	06	790961	06/85	221.361	223.498	223.497	222.005	222.020
Automotive chemicals.....	06	790991	06/09	116.286	116.286	116.286	116.286	116.286
All other chemical preparations, including essential oils, matches, and gelatin.....	06	790999	06/85	292.922	291.606	291.575	291.865	291.424
Rubber and plastic products.....	07	—		253.735	253.286	253.288	253.259	253.861
Rubber and rubber products.....	07	1		224.840	225.243	225.706	225.294	225.387
Synthetic rubber, inc. styrene-butadiene rubber (SBR) and ethylene propylene.....	07	11		241.495	245.322	248.401	247.117	246.006
Synthetic rubber.....	07	1102		242.751	246.598	249.693	248.402	247.285
Synthetic rubber, inc. sbr and ethylene propylene.....	07	110224	06/03	192.321	195.368	197.820	196.797	195.913
Tires, tubes, tread, & repair materials.....	07	12		194.260	193.332	192.794	193.142	193.140
Tires.....	07	1201		189.781	188.865	188.325	188.674	188.673
Pneumatic tires (including passenger, truck, bus, tractor, industrial, and other tires).....	07	12010		189.886	188.934	188.372	188.735	188.734
Passenger car pneumatic tires.....	07	120104	12/03	196.825	196.223	195.535	196.006	196.006
Truck and bus (including off-the-highway) pneumatic tires.....	07	120105		186.659	183.901	183.198	183.575	183.575
Tread rubber, tire sundries, and repair materials.....	07	1203		288.681	287.885	287.933	287.933	287.859
Tread rubber, tire sundries, and repair materials.....	07	120354	12/03	207.667	207.094	207.129	207.129	207.076
Miscellaneous rubber products.....	07	13		256.263	256.718	257.209	256.307	257.014
Rubber and plastics footwear, including athletic footwear.....	07	1301		157.945	157.945	157.945	158.091	158.091
Rubber and plastics footwear, including athletic footwear.....	07	130109	12/11	117.727	117.727	117.727	117.836	117.836
Rubber and plastic belts and belting.....	07	1303		354.960	354.960	355.112	355.112	355.112
Flat rubber and plastics belts and belting.....	07	130371	12/03	318.863	318.863	319.084	319.084	319.084
Rubber and plastics transmission belts and belting (excluding flat).....	07	130372	12/03	161.465	161.465	161.465	161.465	161.465
Rubber and plastics hose.....	07	1304		294.832	294.832	294.832	294.832	295.159
Rubber and plastics hose.....	07	130411	12/11	130.728	130.728	130.728	130.728	130.873
Industrial rubber and plastics hose without fittings.....	07	1304116	12/11	117.909	117.909	117.909	117.909	117.909
Rubber and plastics water hose (incl. fire, irrigation, etc.).....	07	1304117	12/11	155.987	155.987	155.987	155.987	155.987
Rubber and plastics hose for on- and off-highway motor vehicles.....	07	1304118	12/11	127.721	127.721	127.721	127.721	128.162
Miscellaneous rubber products, n.e.c.....	07	1306	06/83	232.156	232.707	233.286	232.192	233.002
All other industrial rubber products.....	07	130604	06/83	335.858	339.101	339.377	329.335	336.011
All other miscellaneous rubber goods.....	07	130606	06/83	249.898	249.898	249.898	249.897	249.897
Rubber compounds or mixtures for sale or interplant transfer.....	07	130612	06/83	298.951	298.951	302.355	303.246	303.246

See footnotes at end of table.

Table 9. Producer price indexes for commodity and service groupings and individual items, not seasonally adjusted — Continued
 [August 2024, Index base 1982=100, unless otherwise indicated]

Title	Commodity code		Other index base	Unadjusted index ¹				
	Group code	Item code		Apr. 2024	May 2024 ^P	June 2024 ^P	July 2024 ^P	Aug. 2024 ^P
Rubber druggist and medical sundries, excluding gloves.....	07	130616	12/03	—	—	—	142.325	142.325
Rubber products for mechanical use.....	07	130617	12/04	145.366	145.632	145.695	145.690	145.690
Molded rubber mechanical goods automotive.....	07	1306171	12/11	109.671	109.671	109.671	109.671	109.671
Molded rubber mechanical goods, transportation/off-highway.....	07	1306172	12/11	126.837	126.837	126.614	126.588	126.588
Other molded rubber mechanical goods (excluding tubing).....	07	1306179	12/11	155.733	155.733	156.049	156.049	156.049
Other extruded rubber mechanical goods (excl. auto)(excl. tubing).....	07	130617C	12/11	126.667	134.123	134.123	134.123	134.123
Rubber coated fabrics, garments, and footwear.....	07	130618	06/06	213.770	213.770	213.770	213.997	213.997
Plastic products.....	07	2		273.420	272.657	272.496	272.602	273.404
Plastic construction products.....	07	21		345.170	344.099	343.535	343.764	344.487
Plastics construction products.....	07	2106		345.171	344.099	343.535	343.764	344.487
Plastics pipe.....	07	210603	12/05	191.401	189.281	188.046	188.539	188.026
Plastics drain, waste, and vent pipe.....	07	2106031	12/11	141.479	138.557	136.637	136.918	138.219
Plastics water pipe.....	07	2106033	12/11	230.281	227.027	224.272	226.014	223.325
Plastics sewer, stormdrain, and water main pipe.....	07	2106038	12/17	200.458	199.885	200.809	197.770	197.135
Other plastics pipe.....	07	210603B	12/11	172.714	172.714	172.714	172.714	172.714
Plastics pipe fittings and unions.....	07	210604	12/05	325.354	323.552	323.074	320.297	322.117
Plastics plumbing fixtures.....	07	210605	12/05	168.141	169.742	169.742	169.742	169.742
Other plastics construction products.....	07	210606		299.295	299.124	299.405	299.654	301.143
Building and construction polystyrene foam products.....	07	2106061	06/08	199.736	197.869	199.504	199.504	199.237
Building & construction fabricated plastics products (excl foam, plumbing fixtures, hardware).....	07	2106063	06/08	169.923	170.019	170.019	170.179	171.163
Unsupported plastic film, sheet and other shapes.....	07	22		272.757	274.087	273.645	274.089	275.854
Unsupported plastics film, sheet, and other shapes.....	07	2205	12/82	270.292	271.610	271.172	271.612	273.361
Unsupported plastics film, sheet, and other shapes.....	07	220501	12/82	270.292	271.610	271.172	271.612	273.361
Unlaminated polyethylene film and sheet.....	07	2205011	12/11	125.585	126.857	126.589	126.652	128.794
Unlaminated vinyl and vinyl copolymer film and sheet.....	07	2205013	12/11	154.580	154.580	154.580	154.580	—
Miscellaneous unlaminated plastics film and sheet.....	07	2205014	12/11	111.762	112.472	112.706	113.264	112.817
Unlaminated plastics profile shapes.....	07	2205015	12/11	135.250	135.932	135.311	136.138	135.194
Laminated plastic sheets, rods, and tubes.....	07	23		275.829	275.784	275.829	275.829	275.829
Laminated plastics plates, sheet (except packaging), and shapes.....	07	2304		276.201	276.156	276.201	276.201	276.201
Laminated plastics plates, sheet (except packaging), and shapes.....	07	230401	12/82	284.310	284.263	284.310	284.310	284.310
Parts for manufacturing from plastics.....	07	26		180.617	180.640	180.632	179.920	181.758
Parts for transportation equipment.....	07	2601		170.709	170.861	170.847	169.758	171.794
Parts for transportation equipment.....	07	260105	12/82	169.315	169.466	169.452	168.371	170.390
Transportation polyurethane foam products.....	07	2601051	12/11	124.997	124.997	124.997	124.997	—
Transportation fabricated plastic parts (excluding foam and reinforced plastics).....	07	2601052	12/11	131.251	131.378	131.366	130.462	132.151
Other parts and components for manufacturing.....	07	2602		179.250	178.842	178.852	179.191	180.968
Other parts and components for manufacturing.....	07	260205	12/82	179.389	178.980	178.990	179.329	181.109
All other miscellaneous polyurethane foam products.....	07	2602051	12/11	120.806	121.909	121.909	121.909	121.909
Electrical & electronic fabricated plastics (excl. foam and reinforced plastics).....	07	2602052	12/11	113.068	112.147	112.165	112.805	114.500
All other polystyrene foam products incl. transportation application uses.....	07	2602053	12/11	173.572	173.572	173.572	173.572	173.572
Industrial machinery plastics products, excl foam (incl gears, bearings, bushings, cams).....	07	2602054	12/11	144.740	144.740	144.740	144.740	146.420
Foam components for furniture.....	07	2603	12/82	262.750	262.750	262.750	262.750	262.750
Foam components for furniture.....	07	260305	12/99	193.602	193.602	193.602	193.602	193.602
Other plastic products.....	07	29	12/82	308.018	309.003	308.995	309.020	310.152
Other plastics products.....	07	2901	12/82	308.018	309.003	308.995	309.020	310.152
Custom compounding of purchased resins and color concentrates.....	07	290196	12/99	204.592	204.587	203.626	202.148	202.762
All other reinforced and fiberglass plastics products.....	07	290197	12/99	252.516	254.759	256.672	259.703	261.074
Products made of foam other than polystyrene or polyurethane.....	07	290198	12/99	165.096	165.096	165.096	165.096	165.096
Plastic packaging products.....	07	2A	12/06	147.096	146.705	146.848	146.173	145.606
Plastics packaging products.....	07	2A01	12/06	147.096	146.705	146.848	146.173	145.606
Plastics packaging products.....	07	2A0101	12/06	147.096	146.705	146.848	146.173	145.606
Other plastics packaging products, excluding film, sheet, foam and bottles.....	07	2A01012	12/09	136.145	135.539	135.328	134.753	133.598
Packaging polyurethane foam products.....	07	2A01013	12/09	198.492	198.492	198.492	198.492	198.492
Plastics bottles.....	07	2A01014	12/09	130.626	130.628	130.788	130.205	130.257
Polystyrene foam food containers.....	07	2A01015	12/11	227.983	226.474	229.773	227.408	228.488
Polystyrene foam protective shipping pads, shaped cushioning, etc.....	07	2A01016	12/11	230.538	231.996	232.216	232.216	232.216
Consumer, institutional, and commercial products, n.e.c.....	07	2B	12/06	195.726	194.660	195.311	195.756	196.201
All other consumer, institutional, and commercial products.....	07	2B01	12/06	195.726	194.660	195.311	195.756	196.201
All other consumer, institutional, and commercial products.....	07	2B0101	12/06	195.726	194.660	195.311	195.756	196.201
Consumer and institutional polystyrene foam products.....	07	2B01011	12/07	225.146	218.134	218.536	218.774	218.999
Consumer and institutional polyurethane foam products.....	07	2B01013	12/07	203.956	203.956	203.956	203.956	203.956
Consumer/institutional/commercial fabricated plastics products.....	07	2B01015	12/07	178.091	177.997	178.670	179.136	179.602

See footnotes at end of table.

Table 9. Producer price indexes for commodity and service groupings and individual items, not seasonally adjusted — Continued
 [August 2024, Index base 1982=100, unless otherwise indicated]

Title	Commodity code		Other index base	Unadjusted index ¹				
	Group code	Item code		Apr. 2024	May 2024 ^P	June 2024 ^P	July 2024 ^P	Aug. 2024 ^P
Recyclable plastics.....	07	2C	12/11	87.802	77.821	73.888	80.639	—
Recyclable plastics.....	07	2C01	12/11	87.802	77.821	73.888	80.639	—
Recyclable plastics.....	07	2C0101	12/11	87.802	77.821	73.888	80.639	—
Lumber and wood products.....	08	—		298.811	296.349	295.965	294.262	295.438
Lumber.....	08	1		254.976	250.461	249.828	247.615	252.266
Softwood lumber.....	08	11		258.172	248.930	247.322	242.794	250.354
Softwood cut stock and dimension.....	08	1105		236.769	227.292	229.134	226.841	227.082
Softwood cut stock and dimension.....	08	110503		252.706	242.591	244.556	242.109	242.366
Softwood lumber, not edge worked.....	08	1106	12/03	132.322	127.252	126.235	123.616	128.206
Softwood lumber, not edge worked.....	08	110601	12/03	132.322	127.252	126.235	123.616	128.206
Softwood dressed lumber, less than 2 inches in nominal thickness, not edge worked.....	08	1106012	06/12	134.926	139.588	139.448	137.703	124.227
Softwood dressed 2-inch lumber, 2 inches in nominal thickness only, not edge worked.....	08	1106013	06/12	143.232	133.705	130.993	126.860	138.950
Softwood dressed lumber and timbers, more than 2 inches in nominal thickness, not edge worked.....	08	1106014	06/12	120.762	112.846	116.047	112.368	112.472
Softwood lumber, made from purchased lumber.....	08	1107	12/03	257.041	255.436	255.022	255.017	253.559
Softwood lumber, made from purchased lumber.....	08	110701	12/03	257.041	255.436	255.022	255.017	253.559
Hardwood lumber.....	08	12		261.156	263.339	264.099	265.168	265.775
Hardwood cut stock and dimension.....	08	1203		310.568	310.569	314.728	323.325	331.560
Hardwood cut stock and dimension.....	08	120311	06/84	270.206	270.207	273.825	281.305	288.470
Hardwood flooring.....	08	1204	06/84	264.938	265.156	264.244	264.690	264.383
Oak and maple hardwood flooring.....	08	120401	06/84	268.298	268.532	267.551	268.031	267.701
Hardwood flooring, other than oak and maple.....	08	120402	12/11	148.437	148.437	148.437	148.437	148.437
Hardwood lumber, not edge worked.....	08	1205	12/03	103.132	104.412	104.456	104.150	103.779
Hardwood lumber, not edge worked.....	08	120501	12/03	103.132	104.412	104.456	104.150	103.779
Millwork.....	08	2		356.254	354.601	354.912	354.093	354.141
General millwork.....	08	21		338.859	338.541	338.809	337.886	338.291
General millwork.....	08	2101		338.859	338.541	338.809	337.886	338.291
Stock wood kitchen cabinets, related cabinetwork and countertops.....	08	210102	12/12	121.806	121.806	122.570	121.885	122.570
Stock wood kitchen cabinets and related cabinetwork for permanent installation.....	08	2101021	12/09	128.615	128.615	129.678	128.725	129.678
Custom wood kitchen cabinets, bathroom vanities, and related cabinetwork.....	08	210105	12/12	154.714	154.714	155.048	154.491	154.686
Custom wood kitchen cabinets and related cabinetwork not sold direct to customer at retail.....	08	2101051	12/09	183.217	183.217	183.217	182.868	183.217
Custom wood kitchen cabinets, bathroom vanities, and related cabinet work sold at retail.....	08	2101052	12/09	144.993	144.993	145.915	144.914	144.914
Wood window units.....	08	210112	06/83	387.816	387.816	387.816	387.816	387.816
Double hung wood window units.....	08	2101121	06/13	171.628	171.628	171.628	171.628	171.628
Casement wood window units.....	08	2101122	06/13	190.660	190.660	190.660	190.660	190.660
All other wood window units, including horizontal sliding, awning and single hung.....	08	2101123	06/13	163.237	163.237	163.237	163.237	163.237
Wood sash, excluding sash shipped in window units.....	08	210122	06/83	392.023	392.023	392.023	392.023	392.023
Wood window & door frames, incl. door frames in door units, excl. window frames in window units.....	08	210132	06/83	210.180	210.180	210.180	210.180	210.180
Wood panel, flush, & molded face doors, interior & exterior, incl. doors with glazed sections.....	08	210142	06/83	362.216	362.305	362.858	361.946	361.522
Other wood doors, incl. garage, patio, bifold, cabinet, screen, storm and louver.....	08	210152	06/83	332.149	331.818	331.634	332.069	331.886
Wood moldings.....	08	210162	06/83	349.542	346.743	341.669	337.562	337.950
Mirror and picture frames and framed pictures.....	08	210175	06/02	153.598	153.598	153.598	153.598	—
Other wood millwork products, including stairwork, exterior millwork, and softwood flooring.....	08	210183	06/83	321.650	320.531	320.531	320.531	320.134
Prefabricated structural members.....	08	22		457.409	450.127	450.641	450.184	448.763
Prefabricated structural members.....	08	2201		457.409	450.127	450.641	450.184	448.763
Laminated veneer lumber.....	08	220107	12/03	234.904	235.227	236.284	237.334	237.334
Other engineered structural wood members, excluding trusses & laminated veneer lumber.....	08	220108	12/03	223.633	223.824	225.660	225.621	225.862
Wood trusses.....	08	220109	12/03	280.000	273.813	273.541	273.007	271.749
Plywood.....	08	3		285.000	279.473	275.509	269.583	266.422
Softwood veneer and plywood.....	08	31		333.726	322.122	317.112	305.944	301.452
Softwood veneer and plywood.....	08	3103		260.616	251.554	247.641	238.920	235.412
Softwood veneer and plywood.....	08	310303	12/05	161.008	155.410	152.993	147.605	145.437
Softwood veneer, incl. veneer backed w/ paper, cloth, or other flexible material.....	08	3103031	12/07	136.036	136.528	134.979	131.722	125.201
Softwood plywood products: rough, sanded, and specialties.....	08	3103035	12/11	190.845	180.099	176.845	169.439	170.562
Hardwood veneer and plywood.....	08	35	12/05	158.680	158.872	156.901	156.297	155.040
Hardwood veneer and plywood.....	08	3501	12/05	158.680	158.872	156.901	156.297	155.040

See footnotes at end of table.

Table 9. Producer price indexes for commodity and service groupings and individual items, not seasonally adjusted — Continued
 [August 2024, Index base 1982=100, unless otherwise indicated]

Title	Commodity code		Other index base	Unadjusted index ¹				
	Group code	Item code		Apr. 2024	May 2024 ^P	June 2024 ^P	July 2024 ^P	Aug. 2024 ^P
Hardwood veneer, including veneer backed with paper, cloth, or other flexible material.....	08	350102	12/11	136.580	136.507	136.594	135.659	134.892
Hardwood plywood.....	08	350104	12/12	156.843	160.715	155.815	156.540	154.225
Hardwood veneered panels, including two-ply veneers.....	08	350107	12/11	151.395	144.812	143.624	141.595	141.637
Other wood products.....	08	4		210.993	209.614	209.357	207.584	207.913
Wood pallets and pallet containers, wood and metal combination.....	08	41		342.328	340.227	339.373	335.745	335.124
Wood pallets and pallet containers.....	08	4101		342.328	340.227	339.373	335.745	335.124
Wood pallets and pallet containers, wood and metal combination.....	08	410101	12/09	175.292	174.217	173.779	171.922	171.603
Wood boxes.....	08	42		226.015	225.732	225.732	217.938	217.416
Wood boxes.....	08	4201		226.015	225.732	225.732	217.938	217.416
Nailed and lock-corner wood boxes.....	08	420101	06/85	212.452	210.181	210.181	211.820	211.820
Wood box and crate shook.....	08	420102	06/85	224.469	224.469	224.469	223.433	222.232
Other wood container parts and wood containers.....	08	420127	12/03	124.921	124.921	124.921	115.658	115.658
Miscellaneous wood products.....	08	49		156.937	155.713	155.713	155.412	156.333
Wood ties, siding, shingles, and shakes, and contract sawing of logs owned by others.....	08	4903	12/03	180.728	180.728	180.728	180.728	174.499
Wood ties, siding, shingles, and shakes, and contract sawing of logs owned by others.....	08	490301	12/03	180.728	180.728	180.728	180.728	174.499
Sawn wood fence stock, wood lath, and contract resawing and planing.....	08	4904	12/03	220.450	220.450	220.450	220.450	220.450
Sawn wood fence stock, wood lath, and contract resawing and planing.....	08	490401	12/03	220.450	220.450	220.450	220.450	220.450
All other miscellaneous wood products.....	08	4909	06/84	246.709	244.454	244.454	243.897	246.270
All other miscellaneous wood products.....	08	490901	06/84	246.709	244.454	244.454	243.897	246.270
Logs, bolts, timber, pulpwood and wood chips.....	08	5		258.059	257.673	257.939	258.992	260.566
Logs, bolts, timber, pulpwood and wood chips.....	08	51		258.059	257.673	257.939	258.992	260.566
Logs, bolts, timber, pulpwood and wood chips.....	08	5105	12/11	110.269	110.104	110.218	110.668	111.340
Logs, bolts, timber and pulpwood.....	08	510502	12/11	108.195	108.146	108.144	108.549	109.294
Wood chips, excluding field chips.....	08	510505	12/11	115.034	114.391	114.983	115.605	115.953
Prefabricated wood buildings & components.....	08	6	12/84	384.639	384.290	385.088	380.672	380.785
Prefabricated wood buildings & components.....	08	61	12/84	384.639	384.290	385.088	380.672	380.785
Prefabricated wood buildings and components.....	08	6101	12/84	384.639	384.290	385.088	380.672	380.785
Prefabricated stationary wood buildings, components (not sold as complete units).....	08	610101	12/84	219.373	218.253	217.631	217.659	217.659
Prefabricated stationary wood buildings, precut packages (complete units).....	08	610102	12/84	517.862	516.693	524.437	524.012	523.096
Prefabricated stationary wood buildings, shipped in panel form (complete units).....	08	610103	12/84	594.912	594.642	593.299	575.344	574.711
Prefabricated stationary wood buildings, shipped in three-dimensional assemblies.....	08	610104	12/84	407.241	407.535	407.535	407.535	408.909
Prefabricated stationary wood buildings, three-dimensional assemblies, residential.....	08	6101041	12/11	192.808	192.961	192.961	192.961	193.676
Prefabricated stationary wood buildings, three-dimensional assemblies, nonresidential.....	08	6101042	12/11	181.715	181.718	181.718	181.718	181.781
Treated wood and contract wood preserving.....	08	7	06/85	282.952	281.237	280.336	278.696	278.716
Treated wood and contract wood preserving.....	08	71	06/85	282.952	281.237	280.336	278.696	278.716
Treated wood.....	08	7101	06/85	288.915	287.181	286.220	284.478	284.486
Wood poles, piles, and posts owned and treated by the same establishment.....	08	710101	06/85	433.871	430.716	430.478	432.454	429.047
Other wood products owned and treated by the same establishment.....	08	710102	06/85	239.125	238.073	236.436	231.784	234.181
Contract wood preservation.....	08	7102	06/85	227.403	225.737	225.737	225.627	225.865
Receipts for treating wood owned by others w/ arsenical chemicals, creosote, & other chemicals.....	08	710201	06/85	227.403	225.737	225.737	225.627	225.865
Pulp, paper, and allied products.....	09	-		337.934	337.500	337.239	336.784	338.323
Pulp, paper, and prod., ex. bldg. paper.....	09	1		288.416	289.922	290.178	290.995	292.749
Wood pulp.....	09	11		227.333	232.147	233.371	237.424	240.052
Wood pulp.....	09	1105	06/06	157.823	161.165	162.015	164.829	166.653
Wood pulp.....	09	110501	06/06	157.823	161.165	162.015	164.829	166.653
Special alpha and dissolving wood pulp, incl. sulfite and sulfate and other wood pulp.....	09	1105012	12/11	120.620	123.432	124.200	126.426	127.977
All other miscellaneous pulp, other than wood, and pulp mill byproducts incl. turpentine.....	09	1105017	12/07	156.695	156.695	156.010	157.830	157.627
Recyclable paper.....	09	12		396.391	404.290	407.027	407.537	393.622
News and other low grade recyclable paper.....	09	1201		315.723	315.723	315.723	315.723	-
News and other low grade recyclable paper.....	09	120125	06/06	142.538	142.538	142.538	142.538	-
Corrugated recyclable paper.....	09	1203		355.085	362.711	366.194	366.194	340.890
Corrugated recyclable paper.....	09	120325	06/06	121.970	124.590	125.786	125.786	117.094
High grade recyclable paper (including pulp substitutes and deinking).....	09	1207	12/86	250.278	255.878	256.056	257.451	272.478
High grade recyclable (including pulp substitutes and deinking).....	09	120725	06/06	188.168	192.379	192.513	193.561	204.859

See footnotes at end of table.

Table 9. Producer price indexes for commodity and service groupings and individual items, not seasonally adjusted — Continued
 [August 2024, Index base 1982=100, unless otherwise indicated]

Title	Commodity code		Other index base	Unadjusted index ¹				
	Group code	Item code		Apr. 2024	May 2024 ^P	June 2024 ^P	July 2024 ^P	Aug. 2024 ^P
Paper.....	09	13		248.980	250.419	250.074	250.299	251.204
Writing and printing papers.....	09	1301		240.261	242.021	242.201	242.856	242.713
Bleached bristol, clay-coated, uncoated, and industrial converted paper.....	09	130119	12/11	129.314	129.990	130.113	130.281	130.184
Newsprint.....	09	1302		126.560	126.950	126.950	126.950	126.950
Newsprint.....	09	130291		126.560	126.950	126.950	126.950	126.950
Packaging and industrial converting paper.....	09	1303		321.951	322.291	322.501	321.430	324.730
Coated and laminated single and multi-web paper.....	09	130321	12/87	271.893	271.893	271.932	272.199	272.199
Single-web paper, rolls and sheets, including waxed, for flexible packaging uses.....	09	1303211	12/11	166.571	166.571	166.571	166.571	166.571
Multiweb laminated rolls and sheets, except foil, for flexible packaging uses.....	09	1303213	12/11	137.258	137.258	137.298	137.575	137.575
Coated and laminated single and multi-web film.....	09	130322	12/87	257.637	258.037	258.276	256.968	260.843
Single-web film, rolls, and sheets, including coextruded, for flexible packaging uses.....	09	130322A	01/19	130.687	130.744	130.815	129.833	132.098
Single-web film, rolls, and sheets for flexible packaging uses.....	09	130322A1	12/11	144.086	144.265	144.252	143.100	145.488
Coextruded single-web film, for flexible packaging uses.....	09	130322A2	12/11	138.590	138.160	138.624	137.871	140.731
All other coated and processed papers.....	09	1305	12/82	269.508	276.431	268.519	272.667	270.334
Converted foil for nonpackaging applications.....	09	130505	06/13	122.601	122.601	122.601	122.601	122.601
Other coated and processed papers, except for packaging uses.....	09	130506	06/13	128.731	132.928	128.131	130.646	129.232
Paperboard.....	09	14		329.951	330.954	332.003	333.615	339.070
Corrugated paperboard in sheets and rolls, lined and unlined.....	09	1405		329.751	330.197	331.805	331.805	333.279
Corrugated paperboard in sheets and rolls, lined and unlined.....	09	140551		329.751	330.197	331.805	331.805	333.279
Paperboard, excluding corrugated paperboard in sheets and rolls.....	09	1411	12/82	349.710	350.904	351.883	353.972	360.690
Recycled paperboard.....	09	141105	12/82	389.239	392.153	392.246	394.232	403.582
Unbleached kraft packaging and industrial converting paperboard.....	09	141107	12/99	204.827	205.470	206.590	208.417	212.637
Bleached packaging and industrial converting paperboard.....	09	141112	05/21	127.816	127.816	127.816	127.926	127.926
Converted paper and paperboard products.....	09	15		302.940	304.383	304.189	304.975	306.959
Sanitary paper products, including stock.....	09	1501		215.972	216.303	216.194	217.110	217.072
Sanitary paper products, including stock.....	09	150123	12/99	149.873	150.102	150.027	150.662	150.637
Sanitary tissue paper products, made in paper mills.....	09	1501233	12/07	131.196	131.137	131.160	131.738	131.738
Disposable diapers and similar disposable products, purchased sanitary paper stock and wadding.....	09	1501234	12/07	123.347	123.308	123.308	123.308	123.308
Sanitary tissue paper products, made from purchased sanitary paper stock or wadding.....	09	1501235	12/07	140.711	141.862	141.490	142.568	142.461
Paper, plastic, and foil bags.....	09	1502		355.743	355.588	355.822	355.859	357.533
Uncoated single-web paper grocers' bags and sacks and variety and shopping bags.....	09	150214	12/83	463.126	463.126	463.126	464.330	464.330
Specialty bags, pouches and liners.....	09	150216	12/83	284.363	284.220	284.435	284.404	285.941
Plastics, foil, and coated paper bags.....	09	1502161	12/10	153.916	153.843	153.903	154.570	154.602
Specialty bags, pouches, and liners, multiweb laminations and foil, except film-film.....	09	15021612	06/13	150.029	149.890	150.004	150.352	150.412
Single-web film specialty bags, pouches, and liners.....	09	1502162	12/10	139.197	139.213	139.366	139.307	140.160
Polyethylene grocery and variety bags and pouches.....	09	15021621	12/11	121.468	121.710	121.710	121.710	124.990
Polyethylene refuse bags.....	09	15021622	12/11	128.698	129.914	129.853	129.799	129.969
Other polyethylene bags, pouches, and liners.....	09	15021625	12/11	148.895	147.975	148.527	148.367	148.864
Coextruded single-web film specialty bags, pouches, & liners.....	09	15021626	06/13	142.964	142.964	142.964	142.964	142.964
Multiweb film/film combination specialty bags, pouches and liners.....	09	1502163	12/10	140.294	135.443	133.314	131.345	131.686
Paper boxes and containers.....	09	1503		343.137	345.784	345.244	346.454	350.588
Corrugated shipping containers.....	09	150301	06/87	323.456	325.619	325.932	326.216	332.189
Corrugated shipping containers for food and beverages and carryout boxes for retail food.....	09	1503011	12/09	158.791	160.244	160.678	161.453	164.075
Corrugated shipping containers for paper and allied products.....	09	1503012	12/09	158.200	157.883	157.828	157.828	161.180
Corrugated shipping containers for metal and electrical machinery.....	09	1503013	12/09	188.352	188.635	188.635	188.635	190.972
Corrugated shipping containers for all other end uses.....	09	1503014	12/09	166.742	168.354	168.354	167.907	171.507
Setup (rigid) paperboard boxes.....	09	150322	12/83	523.893	522.616	521.771	521.914	521.914
Folding paperboard boxes, packaging, and packaging components.....	09	150336	12/04	159.311	161.243	160.089	161.554	161.892
Folding paperboard boxes, packaging, and packaging components.....	09	15033601	12/11	145.927	147.696	146.639	147.981	148.290
Paperboard fiber drums with ends of any material.....	09	150337		554.035	566.387	566.322	567.996	570.900
Other corrugated and solid fiber products, including containers, pallets, pads, etc.....	09	1504		450.682	457.263	457.263	458.495	471.505
Other corrugated and solid fiber products, including containers, pallets, pads, etc.....	09	150441		626.771	635.923	635.923	637.636	655.730
Office supplies and accessories.....	09	1506		269.220	271.090	270.804	268.381	268.411
Envelopes.....	09	150636	12/84	247.332	247.569	248.280	247.449	247.209
Die-cut paper and paperboard office supplies.....	09	150646	12/03	319.035	318.358	318.358	318.358	318.358
Paper supplies for business machines and other misc. unprinted office supplies.....	09	150655	06/90	260.783	267.808	267.799	256.553	257.920
Tablets, pads, and related products.....	09	150657	12/11	139.523	139.429	139.696	139.696	139.696
Fiber cans, tubes, and similar fiber products.....	09	1507		498.952	499.489	500.355	501.565	494.958
Fiber cans, all fiber and composite.....	09	150731	12/09	194.695	195.170	195.448	195.155	196.285
Fiber cores and tubes.....	09	150732	12/09	190.270	190.349	190.724	191.597	187.073

See footnotes at end of table.

Table 9. Producer price indexes for commodity and service groupings and individual items, not seasonally adjusted — Continued
 [August 2024, Index base 1982=100, unless otherwise indicated]

Title	Commodity code		Other index base	Unadjusted index ¹				
	Group code	Item code		Apr. 2024	May 2024 ^P	June 2024 ^P	July 2024 ^P	Aug. 2024 ^P
Paperboard cones, reels, spools, bobbins, blocks, and all vulcanized fiber products.....	09	150733	12/09	168.898	168.898	168.898	168.898	168.898
Molded pulp goods, including egg cartons, florists pots, food trays, etc. ...	09	1508	06/85	270.121	272.151	272.912	272.582	272.989
Molded pulp goods, including egg cartons, florists pots, food trays, etc.....	09	150814	06/90	235.112	236.879	237.541	237.254	237.608
Miscellaneous converted paper and paperboard products.....	09	1509	12/84	253.989	253.804	254.053	255.799	254.807
Pasted, lined, laminated, or surface-coated paperboard.....	09	150901	12/84	329.130	329.130	329.130	329.130	329.130
Wallcoverings.....	09	150902	06/85	192.634	192.634	196.227	196.227	196.227
Other sanitary paper products & misc. converted paper & paperboard products.....	09	150999	12/84	251.021	250.791	250.903	253.072	251.839
Miscellaneous converted paper and paperboard products.....	09	1509992	06/10	155.278	155.135	155.205	156.546	155.784
Pressure-sensitive products.....	09	16	12/82	243.931	242.067	244.833	243.688	243.544
Pressure-sensitive products.....	09	1601	12/82	243.931	242.067	244.833	243.688	243.544
Pressure-sensitive products.....	09	160101	12/82	243.432	241.572	244.332	243.189	243.046
Building paper & building board mill prods.....	09	2		400.710	348.944	332.916	288.880	284.654
Hardboard, particleboard & fiberboard prods.....	09	22		378.020	329.186	314.065	272.523	268.536
Particleboard and fiberboard.....	09	2201		392.941	340.525	324.287	279.677	275.395
Particleboard made from particleboard produced at the same location...	09	220125	12/82	354.814	358.593	357.544	358.760	363.076
Medium density fiberboard (MDF) made from MDF produced at the same location.....	09	220131	06/84	252.380	254.659	251.758	251.210	—
Prefinished particleboard and medium density fiberboard (MDF) made from purchased materials.....	09	220141	12/02	241.277	237.283	237.411	236.498	236.498
Hardboard products.....	09	2202	06/84	241.395	240.950	240.950	240.950	240.950
Hardboard products.....	09	220206	12/11	184.024	183.685	183.685	183.685	183.685
Publications, printed matter and printing material.....	09	4	06/09	145.336	145.229	145.268	145.644	146.030
Books printing.....	09	44	12/83	297.347	287.905	287.895	288.313	291.759
Books printing.....	09	4401	12/83	297.347	287.905	287.895	288.313	291.759
Books printing.....	09	440114	06/05	189.219	183.211	183.204	183.471	185.664
Textbook printing and binding.....	09	4401141	12/11	157.782	157.782	157.782	158.544	158.544
Technical, scientific, & professional book printing & binding.....	09	4401143	12/11	138.003	142.382	142.382	145.512	145.512
Religious book printing and binding.....	09	4401145	12/11	164.394	165.138	165.138	163.228	164.176
General book (trade, etc.) printing and binding.....	09	4401147	12/11	258.073	238.023	238.023	238.023	244.543
Other book and pamphlet printing and binding.....	09	440114E	12/11	121.194	121.191	121.167	121.175	121.175
Manifold business forms printing.....	09	45	12/83	435.935	435.935	435.935	435.935	449.773
Manifold business forms printing.....	09	4501	12/83	435.935	435.935	435.935	435.935	449.773
Manifold business forms printing, excluding checkbooks.....	09	450105	09/18	118.035	118.035	118.035	118.035	121.782
Commercial printing.....	09	47	06/82	235.332	235.654	235.699	236.361	236.794
Magazine and periodical printing.....	09	4701	06/82	167.718	167.732	167.732	168.357	168.926
Magazine and periodical printing (lithographic).....	09	470102	06/82	178.485	178.500	178.500	179.166	179.770
Label and wrapper printing for packaging.....	09	4702	06/82	260.504	260.504	260.354	261.127	261.246
Label and wrapper printing (lithographic).....	09	470202	06/82	176.277	176.277	176.277	178.329	178.329
Label and wrapper printing (flexographic).....	09	470205	12/08	164.308	164.308	164.165	164.165	164.278
Catalog and directory printing.....	09	4703	06/82	157.255	157.255	157.255	157.506	157.506
Catalog and directory printing (lithographic).....	09	470302	06/82	171.178	171.178	171.178	171.450	171.450
Advertising printing.....	09	4705	06/82	185.770	185.770	185.770	187.179	187.056
Advertising printing (lithographic).....	09	470506	06/82	182.565	182.565	182.565	183.975	183.852
Other general job printing.....	09	4706	06/82	315.817	315.919	315.919	314.285	310.530
Quick printing.....	09	470604	12/08	155.834	155.834	155.834	155.834	155.834
Other commercial and general job printing.....	09	470609	06/82	307.193	307.321	307.321	305.262	300.910
Other commercial and general job printing (lithographic).....	09	4706091	06/09	139.200	139.263	139.263	138.249	136.106
All other commercial and general job printing.....	09	4706094	09/18	130.667	130.667	130.667	130.667	130.667
Other commercial printing, incl. screen, engraving, digital, & general job exc. labels/wrappers.....	09	4711	12/88	206.340	207.117	207.290	208.266	210.291
Commercial screen printing, excluding on garments, apparel accessories, & other fabric articles.....	09	471101	06/82	185.886	185.886	185.886	185.886	191.314
Screen printing (excluding on textiles, apparel, apparel accessories, and labels).....	09	4711012	06/09	132.333	132.333	132.333	132.333	136.198
Other commercial and general job screen printing.....	09	47110123	06/10	133.679	133.679	133.679	133.679	133.679
Digital printing.....	09	471103	12/88	158.334	159.107	159.279	160.251	161.547
Blankbooks, binders, and bookbinding work.....	09	48	06/85	343.942	344.480	345.458	346.043	345.929
Tradebinding and related work.....	09	4802	12/85	221.252	221.810	222.825	223.432	223.313
Miscellaneous binding and postpress work, incl. collating, perforating, folding, gluing, etc.....	09	480203	12/11	132.139	131.585	132.645	132.645	131.015
Softcover, pamphlet, sample book, and other binding of books and materials printed elsewhere.....	09	480204	12/11	145.826	145.924	146.296	146.372	147.642
Services for the printing trade.....	09	49	06/85	114.046	114.046	114.046	114.046	114.046
Prepress services, including platemaking.....	09	4905	12/03	101.738	101.738	101.738	101.738	101.738
Prepress services, excl. platemaking (incl. film, assembled flats, color sep., typesetting, etc.).....	09	490501	12/03	99.504	99.504	99.504	99.504	99.504

See footnotes at end of table.

Table 9. Producer price indexes for commodity and service groupings and individual items, not seasonally adjusted — Continued
 [August 2024, Index base 1982=100, unless otherwise indicated]

Title	Commodity code		Other index base	Unadjusted index ¹				
	Group code	Item code		Apr. 2024	May 2024 ^P	June 2024 ^P	July 2024 ^P	Aug. 2024 ^P
Printing plates and cylinders, prepared for printing (excl blank plates and blank cylinders).....	09	490502	12/03	109.915	109.915	109.915	109.915	109.915
Metals and metal products.....	10	—		307.893	311.840	310.690	309.371	306.485
Iron and steel.....	10	1		314.128	314.180	308.683	303.337	298.095
Iron ores.....	10	11		205.450	206.005	204.636	208.937	208.937
Iron ores.....	10	1105	12/97	215.901	216.484	215.046	219.566	219.566
Iron ores.....	10	110555	12/97	215.901	216.484	215.046	219.566	219.566
Iron and steel scrap.....	10	12		543.767	541.476	521.206	534.425	533.358
Carbon steel scrap.....	10	1211	12/86	501.229	497.987	479.969	494.328	495.172
Heavy melting scrap.....	10	121191	06/96	294.025	289.529	278.264	278.264	—
Carbon steel scrap bundles.....	10	121192	06/96	266.320	266.320	251.921	253.235	253.235
Shredded carbon steel scrap.....	10	121193	06/96	245.886	242.609	233.817	234.387	234.387
Cut plate and structural scrap.....	10	121194	06/96	273.156	278.094	270.563	271.582	272.190
Stainless and other alloy steel scrap.....	10	1212	12/86	472.728	482.420	460.005	450.232	429.678
Stainless and other alloy steel scrap.....	10	121208	06/96	306.275	312.555	298.032	291.700	278.384
Cast iron scrap.....	10	1213	12/86	264.148	264.148	260.054	265.066	262.680
Cast iron scrap.....	10	121308	06/96	205.647	205.647	202.460	206.362	204.504
Other ferrous scrap.....	10	1215	06/06	97.545	97.475	87.082	—	—
Other ferrous scrap.....	10	121501	06/06	97.545	97.475	87.082	—	—
Foundry and forge shop products.....	10	15		284.806	281.963	284.218	281.590	281.316
Pressure and soil pipe and fittings, cast iron.....	10	1502		597.403	597.300	597.747	597.810	598.303
Cast iron pressure and soil pipe and fittings, except ductile pressure pipe.....	10	150227		1,157.834	1,157.620	1,157.352	1,157.154	1,157.001
Other gray and ductile iron castings.....	10	1504		271.770	271.707	271.128	270.073	269.922
Ductile iron castings (excluding pressure pipe & fittings).....	10	150413	12/03	193.950	193.839	193.075	191.973	191.784
Gray iron castings (including molds and stools for heavy steel ingots).....	10	150419	12/11	140.942	140.975	141.027	140.830	140.833
Standard and pearlitic malleable iron castings.....	10	1505		476.113	473.902	473.817	453.836	453.469
Standard and pearlitic malleable iron castings.....	10	150501		476.113	473.902	473.817	453.836	453.469
Steel investment castings.....	10	1506		312.758	312.014	312.014	317.920	317.920
Steel investment castings.....	10	150624	12/03	178.532	178.107	178.107	181.478	181.478
Carbon steel castings, except investment.....	10	1507		303.683	304.471	304.471	304.560	304.560
Carbon steel castings, except investment.....	10	150701	12/03	205.552	206.085	206.085	206.146	206.146
High alloy steel castings, excluding investment.....	10	1508		399.314	399.562	399.562	399.562	—
High alloy steel castings, excluding investment.....	10	150801	12/03	293.329	293.512	293.512	293.512	—
Other alloy steel castings, except investment.....	10	1509		284.619	284.619	284.619	284.619	284.619
Other alloy steel castings, except investment.....	10	150901	12/03	203.882	203.882	203.882	203.882	203.882
Other forge shop products.....	10	1513	06/82	207.678	201.334	206.991	200.355	199.803
Closed die forgings, ferrous.....	10	151359	06/98	154.755	148.482	154.284	147.856	147.363
Hot impression die impact, press and upset steel forgings.....	10	15135912	12/17	127.097	121.470	126.675	120.908	120.505
Hot impression die impact, press, and upset carbon steel forgings.....	10	151359121	12/17	126.051	115.740	125.966	113.568	113.154
Hot impression die impact, press, & upset alloy steel forgings, except stainless and high temp.....	10	151359122	12/17	122.928	121.946	122.058	123.169	122.724
Steel mill products.....	10	17		297.573	298.578	293.283	284.039	276.752
Semifinished steel mill products.....	10	1702	06/82	409.214	403.013	398.279	388.337	385.609
Hot rolled steel bars, plates, and structural shapes.....	10	1704	06/82	285.386	280.674	277.129	275.277	271.739
Hot rolled steel bars, plates, and structural shapes, carbon.....	10	170410	12/17	164.958	161.931	159.632	158.478	156.412
Steel wire.....	10	1705	06/82	373.894	372.206	370.974	366.728	361.686
Steel wire, carbon.....	10	170501	12/03	339.054	336.796	335.987	331.617	324.820
Steel pipe and tube.....	10	1706	06/82	377.229	377.012	370.278	369.865	364.938
Steel pipe and tube, carbon.....	10	170652	12/17	158.301	158.450	155.432	155.056	153.139
Steel pipe and tube, stainless steel.....	10	170674	12/10	140.594	139.602	135.265	137.164	133.936
Cold rolled steel sheet and strip.....	10	1707	06/82	385.577	388.131	375.171	356.666	335.221
Cold rolled steel sheet and strip.....	10	170710	06/82	385.577	388.131	375.171	356.666	335.221
Cold finished steel bars and bar shapes.....	10	1708	06/82	267.192	264.679	263.246	260.173	258.071
Cold finished steel bars and bar shapes.....	10	170810	12/17	139.473	138.161	137.413	135.810	134.712
Electrometallurgical ferroalloy products.....	10	1712	12/17	109.407	112.686	112.156	112.878	112.636
Electrometallurgical ferroalloy products.....	10	171201	12/17	109.407	112.686	112.156	112.878	112.636
Nonferrous metals.....	10	2		336.562	351.200	351.999	352.119	342.995
Nonferrous metal ores.....	10	21	12/83	558.232	570.625	554.165	566.153	555.175
Primary nonferrous metals.....	10	22		256.976	269.810	271.830	271.247	265.260
Primary nonferrous metals.....	10	2201		263.313	276.464	278.534	277.936	271.802
Nonferrous scrap.....	10	23		468.376	503.005	508.554	505.075	473.655
Copper base scrap.....	10	2301		665.994	716.708	682.783	697.568	639.757
No. 1 copper scrap, including wire.....	10	230101	12/86	554.284	597.191	565.745	579.824	526.281
No. 2 copper scrap, including wire.....	10	230102	12/86	935.682	1,036.993	961.487	1,000.281	888.948
Yellow brass scrap.....	10	230103	12/86	682.965	711.877	708.106	704.336	—

See footnotes at end of table.

Table 9. Producer price indexes for commodity and service groupings and individual items, not seasonally adjusted — Continued
 [August 2024, Index base 1982=100, unless otherwise indicated]

Title	Commodity code		Other index base	Unadjusted index ¹				
	Group code	Item code		Apr. 2024	May 2024 ^P	June 2024 ^P	July 2024 ^P	Aug. 2024 ^P
Aluminum base scrap.....	10	2302		272.242	310.021	335.207	322.360	298.510
Used beverage can scrap.....	10	230205	12/86	221.944	243.577	249.608	251.191	241.916
Other nonferrous scrap (including lead, zinc and precious metals).....	10	2303		419.883	416.610	413.363	414.993	407.690
Other nonferrous scrap (including lead, zinc and precious metals).....	10	230309	06/06	179.572	178.172	176.784	177.481	174.357
Secondary nonferrous metals.....	10	24		321.213	334.754	335.632	337.744	336.612
Secondary aluminum.....	10	2402		257.637	269.137	274.750	273.571	270.632
Secondary aluminum.....	10	240229	06/97	160.338	167.495	170.988	170.255	168.425
Secondary copper, alloyed and unalloyed.....	10	2403		757.607	823.842	828.269	834.137	812.265
Secondary copper, alloyed and unalloyed.....	10	240339	06/97	496.438	539.839	542.740	546.585	532.253
Secondary precious metals.....	10	2406		470.876	476.487	470.283	480.085	500.262
Secondary precious metals.....	10	240669	06/97	558.333	564.985	557.629	569.252	593.177
All other miscellaneous secondary nonferrous metals, including lead and zinc.....	10	2408	06/11	96.879	101.896	99.299	100.703	97.242
All other miscellaneous secondary nonferrous metals, including lead and zinc.....	10	240801	06/11	96.879	101.896	99.299	100.703	97.242
Nonferrous mill shapes.....	10	25		269.478	279.843	285.230	285.313	280.623
Aluminum mill shapes.....	10	2501		225.667	235.599	241.058	242.445	237.068
Extruded aluminum shapes, including rod, bar, and wire.....	10	250162	12/04	156.235	160.193	165.228	164.625	162.519
Copper and brass mill shapes.....	10	2502		610.592	638.242	651.505	641.572	629.609
Copper and copper alloy rod, bar and shapes.....	10	250238	12/03	365.420	382.335	387.262	376.951	367.386
Copper and copper alloy pipe and tube.....	10	250239	06/04	374.962	414.791	440.741	—	—
Nickel and nickel-base alloy mill shapes.....	10	2504		211.450	211.533	209.457	213.190	215.917
Nickel and nickel-base alloy mill shapes.....	10	250466	12/03	153.642	153.702	152.194	154.906	156.888
Titanium and titanium-base alloy mill shapes.....	10	2505		212.456	214.552	214.552	214.519	221.154
Titanium and titanium-base alloy mill shapes.....	10	250505	12/03	188.989	190.853	190.853	190.824	196.726
Other nonferrous mill shapes.....	10	2519		290.199	291.009	293.433	296.411	293.569
All other nonferrous metal mill shapes, except precious metal.....	10	251935	12/03	273.559	273.972	277.026	280.885	278.346
Nonferrous wire and cable.....	10	26		365.563	387.849	386.135	379.321	367.819
Nonferrous wire and cable.....	10	2603	12/82	374.975	397.835	396.076	389.087	377.289
Electronic wire and cable.....	10	260301	12/82	339.267	345.344	350.102	350.102	341.250
Copper wire and cable.....	10	260314	12/86	416.150	458.519	451.317	435.969	413.863
Power wire and cable.....	10	260332	06/04	455.588	466.606	471.783	472.212	476.260
Fiber optic cable.....	10	260333	12/88	60.688	60.688	60.756	60.952	60.952
Other wire and cable.....	10	260398	06/04	227.281	228.737	233.081	236.900	236.017
Nonferrous forge shop products.....	10	27	12/83	223.433	223.353	225.259	226.273	226.244
Nonferrous forge shop products.....	10	2701	12/83	223.433	223.353	225.259	226.273	226.244
Nonferrous forge shop products.....	10	270111	12/83	224.496	224.416	226.331	227.349	227.320
Hot impression die, impact, press and upset aluminum and other nonferrous forgings.....	10	2701111	12/07	133.760	133.707	134.959	135.624	135.606
Hot impression die, impact, press and upset aluminum and aluminum alloy forgings.....	10	27011111	12/07	135.309	135.204	135.550	136.877	136.840
Hot impression die, impact, press and upset titanium and titanium alloy forgings.....	10	27011112	12/07	124.995	124.995	126.623	126.623	126.623
Other nonferrous hot impression die impact, press, and upset forgings.....	10	27011113	12/07	181.494	181.494	187.813	187.813	187.813
Nonferrous foundry shop products.....	10	28		287.020	290.181	291.554	291.441	290.240
Aluminum castings.....	10	2802		237.827	239.226	240.361	241.211	241.237
Aluminum die-castings.....	10	280207	06/83	196.725	197.957	199.023	200.004	200.021
Aluminum castings, excluding die-castings.....	10	280208	05/18	140.383	141.123	141.644	141.822	141.843
Castings, nonferrous (except aluminum).....	10	2807	12/11	153.089	156.264	156.999	155.788	153.902
Castings, nonferrous (except aluminum).....	10	280701	12/11	153.089	156.264	156.999	155.788	153.902
Nonferrous die-castings (except aluminum).....	10	2807011	12/11	135.081	136.700	138.011	135.057	134.266
Copper base castings (excluding die-castings).....	10	2807013	12/11	144.354	151.243	151.931	151.570	147.311
Metal containers.....	10	3		224.523	225.001	225.347	226.960	226.363
Metal cans and can components.....	10	31		201.154	200.991	201.128	202.911	202.911
Steel cans and tinware end products.....	10	3102		317.433	316.799	317.334	317.334	317.334
Steel cans and tinware end products.....	10	310231	12/01	248.832	248.335	248.754	248.754	248.754
Aluminum cans and can components.....	10	3103		141.814	141.814	141.814	143.923	143.923
Aluminum cans and can components.....	10	310331	12/01	167.307	167.307	167.307	169.796	169.796
Barrels, drums, pails and other metal containers.....	10	32		444.240	450.760	453.084	453.084	446.859
Barrels, drums, pails and other metal containers.....	10	3201		444.240	450.760	453.084	453.084	446.859
Steel shipping barrels and drums (excl. beer barrels) (more than 12-gallon capacity).....	10	320106	12/11	168.333	175.198	175.603	175.603	170.671
All other metal containers.....	10	320107	12/11	181.857	181.857	183.562	183.562	182.497
Hardware.....	10	4		284.024	284.273	284.302	284.362	284.609
Hardware, n.e.c.....	10	41		284.331	284.257	284.291	284.327	284.595
Builders' hardware.....	10	4101		333.462	333.462	333.462	333.462	333.462

See footnotes at end of table.

Table 9. Producer price indexes for commodity and service groupings and individual items, not seasonally adjusted — Continued
 [August 2024, Index base 1982=100, unless otherwise indicated]

Title	Commodity code		Other index base	Unadjusted index ¹				
	Group code	Item code		Apr. 2024	May 2024 ^P	June 2024 ^P	July 2024 ^P	Aug. 2024 ^P
Builders' hardware (lock units, key blanks, door & window hardware, cabinet hardware, etc.).....	10	410104	06/07	168.045	168.045	168.045	168.045	168.045
Transportation equipment hardware.....	10	4103		203.170	203.167	203.167	203.167	203.167
Furniture hardware.....	10	4104		318.433	317.696	317.696	317.696	323.036
Furniture hardware.....	10	410411	06/85	284.479	283.821	283.821	283.821	288.591
Other miscellaneous hardware.....	10	4105	06/85	425.640	425.028	425.577	426.155	426.350
Other miscellaneous hardware.....	10	410502	12/03	301.150	300.717	301.105	301.514	301.652
Hand and edge tools.....	10	42		292.387	293.319	293.337	293.449	293.661
Hand and edge tools.....	10	4201		292.387	293.319	293.337	293.449	293.661
Mechanics hand service tools.....	10	420135	06/06	144.610	146.201	146.244	146.502	146.992
Edge tools, hand operated.....	10	420145	06/06	176.784	176.784	176.784	176.784	176.784
All other misc handtools, including cutting dies, machine & power-driven (except metal cutting).....	10	420155	06/06	150.422	150.698	150.698	150.698	150.698
Plumbing fixtures and fittings.....	10	5		339.115	339.781	339.253	340.139	340.691
Plumbing fixture fittings and trim.....	10	54		400.214	401.289	402.157	402.157	402.157
Plumbing fixtures, fittings, and trim.....	10	5402		400.046	401.121	401.989	401.989	401.989
Lavatory and sink fittings.....	10	540218	06/98	207.737	207.903	207.903	207.903	207.903
Miscellaneous plumbing fixtures, fittings, and trim.....	10	540223	06/83	402.931	402.931	404.927	404.927	404.927
Heating equipment.....	10	6		398.614	399.797	400.154	400.272	400.810
Steam and hot water equipment.....	10	61		—	—	449.931	450.557	456.506
Steam and hot water equipment.....	10	6101		—	—	449.931	450.557	456.506
Cast iron heating boilers, radiators and convectors.....	10	610106	06/99	—	—	304.178	304.727	309.946
Furnaces and heaters, including parts.....	10	62		306.691	304.547	304.723	304.723	304.723
Furnaces and heaters, including parts.....	10	6201		306.691	304.547	304.723	304.723	304.723
Furnaces and heaters, including parts.....	10	620146	12/03	202.720	201.304	201.420	201.420	201.420
Warm air furnaces, including parts.....	10	6201461	12/09	179.646	177.901	—	—	—
Warm air furnaces.....	10	62014611	12/09	177.384	175.603	—	—	—
Floor and wall furnaces, unit heaters, infrared heaters, & mechanical stokers, including parts.....	10	6201462	12/09	156.078	156.078	156.392	156.392	156.392
Other heating equipment, non-electric, including parts.....	10	63		376.534	378.019	379.204	379.475	379.477
Other heating equipment, non-electric, including parts.....	10	6301		376.534	378.019	379.204	379.475	379.477
Other heating equipment, non-electric, including parts.....	10	630161	06/99	233.723	234.645	235.380	235.549	235.550
Domestic heating stoves.....	10	64		281.775	281.775	281.775	281.775	281.775
Domestic heating stoves.....	10	6401		281.775	281.775	281.775	281.775	281.775
Domestic heating stoves.....	10	640141	06/99	221.874	221.874	221.874	221.874	221.874
Domestic water heaters.....	10	66		590.622	590.622	590.622	590.622	590.622
Domestic water heaters.....	10	6601		590.622	590.622	590.622	590.622	590.622
Household water heaters, electric, for permanent installation.....	10	660101		586.639	586.639	586.639	586.639	586.639
Household water heaters, except electric.....	10	660114	12/00	359.027	359.027	359.027	359.027	359.027
Fabricated structural metal products.....	10	7		361.488	362.689	361.658	361.903	365.254
Metal doors, sash, and trim.....	10	71		433.888	434.233	435.485	437.056	436.925
Metal doors and frames (except storm).....	10	7102	06/83	411.210	411.521	413.293	415.285	415.041
Metal doors and frames (except storm).....	10	710209	06/07	213.325	213.487	214.406	215.439	215.313
Metal windows (except storm sash).....	10	7103	06/83	404.205	404.914	404.906	405.831	406.066
Metal windows (except storm sash).....	10	710313	06/97	275.955	276.439	276.434	277.065	277.225
Metal molding and trim and store fronts.....	10	7104	06/83	1,055.710	1,055.725	1,055.725	1,055.725	1,055.725
Metal molding and trim and store fronts.....	10	710413	06/83	1,055.710	1,055.725	1,055.725	1,055.725	1,055.725
Metal combination screen, storm sash, and storm doors.....	10	7105	06/83	260.223	260.223	260.223	260.223	260.223
Metal combination screen, storm sash, and storm doors.....	10	710515	06/83	260.223	260.223	260.223	260.223	260.223
Metal window and door screens (except combination screens) and metal weather strip.....	10	7107	05/16	154.042	154.042	154.042	154.042	154.042
Metal window and door screens (except combination screens) and metal weather strip.....	10	710717	05/16	154.042	154.042	154.042	154.042	154.042
Metal tanks.....	10	72		362.275	363.299	365.614	371.241	371.241
Metal tanks.....	10	7201		362.275	363.299	365.614	371.241	371.241
Metal tanks, heavy gauge, including field-erected.....	10	720123		362.275	363.299	365.614	371.241	371.241
Sheet metal products.....	10	73		322.632	323.096	323.338	322.609	322.283
Sheet metal products.....	10	7301		322.632	323.096	323.338	322.609	322.283
Sheet metal air-conditioning ducts and stove pipe.....	10	730120	12/03	288.693	288.693	288.693	288.693	289.781
Sheet metal roofing and roof drainage equipment.....	10	730170	12/03	247.479	245.590	245.590	—	—
Sheet metal electronic enclosures.....	10	7301C	06/11	150.750	150.730	150.728	150.553	150.446
Steel sheet metal computer & peripheral equipment enclosures.....	10	7301C1	06/11	136.833	136.836	136.839	136.672	136.478
Aluminum sheet metal computer & peripheral equipment enclosures.....	10	7301C2	06/11	179.358	179.354	179.354	179.349	179.337
Other sheet metal electronic enclosures (excl. computers).....	10	7301C3	06/11	144.030	143.985	143.977	143.762	143.733
Other sheet metal work.....	10	7301G	06/11	142.006	141.953	142.067	142.000	141.927
Aluminum and other sheet metal work.....	10	7301G3	06/11	128.715	128.626	128.816	128.704	128.581

See footnotes at end of table.

Table 9. Producer price indexes for commodity and service groupings and individual items, not seasonally adjusted — Continued
 [August 2024, Index base 1982=100, unless otherwise indicated]

Title	Commodity code		Other index base	Unadjusted index ¹				
	Group code	Item code		Apr. 2024	May 2024 ^P	June 2024 ^P	July 2024 ^P	Aug. 2024 ^P
Structural, architectural, and pre-engineered metal products.....	10	74		342.989	344.860	342.104	341.426	341.814
Fabricated structural metal.....	10	7405		330.356	331.725	328.044	328.147	329.515
Fabricated structural metal bar joists and concrete reinforcing bars.....	10	74051		286.147	288.741	283.681	283.234	286.584
Fabricated structural iron & steel for industrial bldgs metal bar joists, short span.....	10	740510	06/11	179.840	179.830	177.773	179.319	180.676
Fabricated structural iron & steel for commercial, residential, institutional, & public bldgs.....	10	740514	06/11	152.609	154.510	151.457	150.641	152.665
Other fabricated structural metal, including for bridges.....	10	74055	06/82	363.743	364.069	361.585	362.149	361.839
Fabricated structural metal for bridges.....	10	740553	12/07	162.322	167.382	156.608	158.642	157.011
Other fabricated structural iron and steel, aluminum, and other metals..	10	740554	12/07	171.531	171.202	170.981	171.071	171.071
Custom roll form products.....	10	7407		205.946	201.484	200.340	198.788	198.788
Custom roll form products.....	10	740775	06/90	194.436	190.222	189.143	187.678	187.678
Ornamental and architectural metal work.....	10	7408	12/83	550.737	568.935	569.413	569.618	570.146
Iron, steel, and aluminum stairs, staircases and fire escapes.....	10	740803	12/83	632.699	685.443	686.163	686.184	686.726
Steel and aluminum fences, gates (not wire), and railings and window guards.....	10	740813	12/97	298.516	308.307	308.490	308.250	308.422
Open metal flooring, grating and studs.....	10	740814	12/97	—	313.996	315.490	—	—
Other architectural and ornamental metal work.....	10	74082	12/97	308.361	308.962	308.938	309.343	309.343
Other aluminum and metal architectural and ornamental work.....	10	740821	12/08	210.861	210.861	210.861	211.292	211.292
Fabricated metal pipe, tube, and fittings.....	10	7411	12/11	150.248	148.585	147.111	145.031	142.814
Fabricated metal pipe, tube, and fittings.....	10	741151	12/11	150.248	148.585	147.111	145.031	142.814
Heat exchangers and steam condensers.....	10	75		439.793	444.096	444.096	455.127	462.027
Heat exchangers and steam condensers.....	10	7501		439.437	443.737	443.737	454.760	461.654
Heat exchangers and steam condensers (except for nuclear applications).....	10	750103		420.869	425.263	425.263	425.658	426.327
Fabricated steel plate.....	10	76		330.753	330.753	330.753	330.753	386.269
Fabricated steel plate.....	10	7601		330.753	330.753	330.753	330.753	386.269
Fabricated steel plate.....	10	760102	12/01	225.774	225.774	225.774	225.774	263.670
Prefabricated metal buildings.....	10	79		558.334	556.523	555.954	549.914	539.658
Prefabricated metal building systems (excl. farm service bldgs, residential bldgs, and parts).....	10	7901		586.820	585.688	586.499	586.499	577.334
Prefabricated metal building systems (excl. farm service bldgs, residential bldgs, and parts).....	10	790101	12/97	426.316	425.493	426.083	426.083	419.425
Farm service buildings and other prefabricated and portable buildings, steel and aluminum.....	10	7902		473.952	470.556	471.240	471.240	463.519
Farm service buildings and other prefabricated and portable buildings, steel and aluminum.....	10	790201	12/97	321.794	319.488	319.953	319.953	314.710
Panels, parts, and sections for prefabricated buildings, steel and aluminum.....	10	7903		448.305	445.751	439.633	409.370	394.924
Panels, parts, and sections for prefabricated buildings, steel and aluminum.....	10	790354		448.305	445.751	439.633	409.370	394.924
Miscellaneous metal products.....	10	8		229.079	230.213	231.665	231.751	232.214
Bolts, nuts, screws, rivets, and washers.....	10	81		332.304	330.075	330.221	330.364	330.889
Externally threaded fasteners, except aircraft types.....	10	8102	06/82	268.820	268.626	268.900	269.170	269.689
Hex bolts, including heavy, tap-and-joint.....	10	810206	06/82	217.558	218.623	218.590	216.916	220.762
Cap, set, machine, lag, flange, and self-locking screws, except aircraft types.....	10	810231		333.069	333.212	333.212	330.183	330.188
Other metal bolts, incl. square, round, plow, high-strength structural, and bent.....	10	810262	12/99	290.873	287.146	290.873	302.399	302.399
Other externally threaded metal fasteners, including studs, except aircraft types.....	10	810263	12/99	187.947	188.105	187.729	187.895	187.895
Internally threaded fasteners, except aircraft types.....	10	8103	06/82	156.220	156.220	156.220	156.220	157.607
Internally threaded fasteners, except aircraft types.....	10	810312	06/82	156.220	156.220	156.220	156.220	157.607
Nonthreaded metal fasteners, except aircraft types.....	10	8104	06/82	275.797	275.797	275.797	275.797	275.797
Nonthreaded metal fasteners, except aircraft types.....	10	810424	06/82	275.797	275.797	275.797	275.797	275.797
Aircraft fasteners, except plastics (including aerospace).....	10	8105	06/82	737.957	723.425	723.425	723.425	723.425
Aircraft fasteners, except plastics (including aerospace).....	10	810536	06/82	737.957	723.425	723.425	723.425	723.425
Formed products, except fasteners, made by cold-, warm-, or hot-heading processes.....	10	8106	06/82	301.272	301.272	301.272	—	—
Formed products, except fasteners, made by cold-, warm-, or hot-heading processes.....	10	810648	06/82	301.272	301.272	301.272	—	—
Lighting fixtures.....	10	83		226.199	227.444	227.727	227.723	228.093
Residential electric lighting fixtures, except portable.....	10	8302		258.218	258.751	258.752	258.751	261.416
Residential electric lighting fixtures, except portable.....	10	830225	06/98	179.030	179.399	179.399	179.399	181.246
Commercial, institutional and industrial electric lighting fixtures.....	10	8303		248.849	251.250	251.822	251.816	252.184
Commercial and institutional electric lighting fixtures, including parts and accessories.....	10	830302	12/04	165.716	167.616	168.069	168.064	168.355
Industrial electric lighting fixtures, including parts and accessories.....	10	830304	12/04	195.902	195.902	195.902	195.902	—
Other lighting equipment.....	10	8305		208.506	208.560	208.560	208.560	208.560
Outdoor lighting equipment (including parts and accessories).....	10	830522	06/85	205.355	205.355	205.355	205.355	205.355

See footnotes at end of table.

Table 9. Producer price indexes for commodity and service groupings and individual items, not seasonally adjusted — Continued
 [August 2024, Index base 1982=100, unless otherwise indicated]

Title	Commodity code		Other index base	Unadjusted index ¹				
	Group code	Item code		Apr. 2024	May 2024 ^P	June 2024 ^P	July 2024 ^P	Aug. 2024 ^P
All other miscellaneous electric and nonelectric lighting equipment, incl parts and accessories.....	10	830524	06/85	135.118	135.176	135.176	135.176	135.176
Ammunition, except for small arms.....	10	85	12/85	239.906	239.906	239.906	239.906	238.056
Ammunition, except for small arms.....	10	8501	12/85	239.906	239.906	239.906	239.906	238.056
Ammunition, except for small arms.....	10	850101	12/85	239.906	239.906	239.906	239.906	238.056
Ordnance and ordnance accessories, n.e.c.....	10	86	12/85	250.190	250.190	250.190	250.190	250.190
Ordnance and ordnance accessories, n.e.c.....	10	8601	12/85	250.190	250.190	250.190	250.190	250.190
Ordnance and ordnance accessories, n.e.c.....	10	860101	12/85	250.190	250.190	250.190	250.190	250.190
Fabricated ferrous wire products.....	10	88	06/82	337.801	337.435	349.063	348.507	347.763
Ferrous wire rope, cable, forms and strand.....	10	8801	06/82	306.037	305.811	306.206	306.206	306.717
Ferrous wire rope, cable, forms and strand.....	10	880101	06/82	306.037	305.811	306.206	306.206	306.717
Ferrous wire cloth, other woven wire products.....	10	8807	06/82	213.882	213.882	213.882	213.882	213.882
Ferrous wire cloth, other woven wire products.....	10	880701	06/82	213.882	213.882	213.882	213.882	213.882
Other fabricated ferrous wire products.....	10	8809	06/82	340.682	340.636	357.564	357.225	355.966
Steel fencing and fence gates.....	10	880993	06/09	142.057	141.913	141.985	140.895	143.075
Other fabricated ferrous wire products, n.e.c.....	10	880996	12/11	160.204	160.203	169.338	169.338	168.291
Steel nails, staples, tacks, spikes and brads.....	10	8812	06/09	210.287	206.773	206.867	202.751	202.547
Steel nails, staples, tacks, spikes and brads.....	10	881201	06/09	210.287	206.773	206.867	202.751	202.547
Other miscellaneous metal products.....	10	89		208.562	210.114	211.124	211.259	211.830
Wire springs.....	10	8904		357.718	426.296	426.296	426.295	426.150
Precision mechanical wire springs.....	10	890424		280.205	280.240	280.240	280.239	279.883
Precision mechanical extension- and torsion-type wire springs.....	10	8904241	12/09	151.704	151.704	151.704	151.704	151.194
Precision mechanical compression-type springs.....	10	8904242	12/09	168.157	168.191	168.191	168.190	168.190
Other metal products.....	10	8905		188.784	188.797	190.188	190.391	191.010
Automotive job stampings.....	10	890507		131.799	131.207	131.210	131.373	131.567
Precision turned products, automotive.....	10	890521	12/83	163.817	163.817	178.595	178.595	178.595
Precision turned products, except automotive.....	10	890522	12/83	258.514	259.106	259.106	261.129	262.839
Metal powders, paste, and flake.....	10	890564	06/85	241.764	245.215	244.930	244.853	245.774
Powder metallurgy parts, except bearings, gears, etc.....	10	890571	12/91	139.674	139.877	139.877	139.829	—
Other fabricated metal products.....	10	890589	06/85	244.927	246.121	248.310	246.548	247.953
Metal stampings n.e.c.....	10	8907	06/84	257.293	258.065	256.086	255.610	256.286
Metal job stampings, except automotive.....	10	890701		295.095	296.518	295.889	296.678	296.735
Recreational vehicle metal job stamping.....	10	8907011	12/10	179.642	181.178	181.178	184.900	185.139
Motor and generator metal job stamping.....	10	8907012	12/10	—	115.930	118.380	117.878	117.973
Other metal job stampings.....	10	8907013	12/10	147.454	148.181	148.149	148.153	148.153
Other metal stampings, n.e.c., incl. stamped and pressed metal, and crowns and closures.....	10	890709	01/24	98.923	98.923	97.258	96.337	96.994
Metal foil and leaf.....	10	8908	12/84	212.127	212.127	212.127	212.127	211.306
Flexible packaging foil.....	10	890811	12/84	189.216	189.216	189.216	189.216	188.484
Heavy gauge springs.....	10	8909	06/04	290.661	291.316	291.337	291.755	291.378
Cold formed steel springs, except wire.....	10	890913	06/04	394.545	395.807	395.847	396.652	395.926
Machinery and equipment.....	11	—		178.846	179.106	179.234	179.206	179.582
Agricultural machinery and equipment.....	11	1		321.334	320.907	320.852	319.254	318.426
Agricultural machinery and equipment.....	11	14	12/02	201.167	200.900	200.865	199.865	199.346
Commercial turf and grounds care equipment, including parts and attachments.....	11	1401	12/02	163.267	163.296	163.296	163.296	163.024
Commercial turf and grounds care equipment, including parts and attachments.....	11	140111	12/02	163.267	163.296	163.296	163.296	163.024
Farm plows, harrows, rollers, pulverizers, etc., and attachments.....	11	1402	12/02	287.051	287.051	287.051	287.051	287.988
Farm plows, harrows, rollers, pulverizers, etc., and attachments.....	11	140211	12/02	287.051	287.051	287.051	287.051	287.988
Farm dairy equipment, sprayers and dusters, farm blowers, and attachments.....	11	1404	12/02	175.300	175.300	175.300	175.300	175.300
Farm dairy equipment, sprayers and dusters, farm blowers, and attachments.....	11	140411	12/02	175.300	175.300	175.300	175.300	175.300
Planting, seeding, and fertilizing machinery and attachments.....	11	1405	12/02	204.793	204.793	204.793	197.220	195.288
Planting, seeding, and fertilizing machinery and attachments.....	11	140511	12/02	204.793	204.793	204.793	197.220	195.288
Harvesting machinery (except hay and straw) and attachments.....	11	1406	12/82	341.801	341.407	341.801	341.801	341.801
Harvesting machinery (except hay and straw) and attachments.....	11	140611	12/82	341.801	341.407	341.801	341.801	341.801
Haying machinery and attachments.....	11	1407	12/82	332.312	332.312	332.312	332.312	332.400
Haying machinery and attachments.....	11	140711	12/82	332.312	332.312	332.312	332.312	332.400
All other farm machinery and equipment, excluding parts, including attachments.....	11	1408	12/02	240.742	239.761	239.761	239.642	239.642
All other farm machinery and equipment, excluding parts, including attachments.....	11	140811	12/02	240.742	239.761	239.761	239.642	239.642
Parts for farm machinery, for sale separately.....	11	1409	12/02	188.974	189.297	188.518	187.778	185.072
Parts for farm machinery, for sale separately.....	11	140911	12/02	188.974	189.297	188.518	187.778	185.072
Construction machinery and equipment.....	11	2		306.901	307.083	307.270	307.808	307.784
Tractors and attachments, ex. parts.....	11	2A	12/99	200.482	200.516	200.516	201.445	201.445

See footnotes at end of table.

Table 9. Producer price indexes for commodity and service groupings and individual items, not seasonally adjusted — Continued
 [August 2024, Index base 1982=100, unless otherwise indicated]

Title	Commodity code		Other index base	Unadjusted index ¹				
	Group code	Item code		Apr. 2024	May 2024 ^P	June 2024 ^P	July 2024 ^P	Aug. 2024 ^P
Construction machinery for mounting (excluding parts, winches, snow clearing attachments).....	11	2A03	12/99	195.184	195.184	195.184	195.600	195.600
Construction machinery for mounting (excluding parts, winches, snow clearing attachments).....	11	2A0302	12/99	195.184	195.184	195.184	195.600	195.600
Tractor shovel loaders (skid steer, wheel, crawler, and integral design backhoes).....	11	2A04		286.504	286.598	286.598	289.044	289.044
Tractor shovel loaders (skid steer, wheel, crawler, and integral design backhoes).....	11	2A0406	06/86	273.240	273.329	273.329	275.662	275.662
Construction wheel and crawler tractors, dozers, self-propelled log skidders, etc.....	11	2A05	12/03	198.906	198.906	198.906	198.906	198.906
Construction wheel and crawler tractors, dozers, self-propelled log skidders, etc.....	11	2A0501	12/03	198.906	198.906	198.906	198.906	198.906
Power cranes, draglines, & shovels (excavators) (incl. surface mining equipment) (excl. parts).....	11	2B	12/99	196.747	196.747	196.747	197.002	196.945
Power cranes, draglines, & shovels (excavators) (incl. surface mining equip.) (excluding parts).....	11	2B05	12/99	196.747	196.747	196.747	197.002	196.945
Power cranes, draglines, & shovels (excavators) (incl. surface mining equip.) (excluding parts).....	11	2B0504	12/99	196.747	196.747	196.747	197.002	196.945
Mixers, pavers, and related equipment (excluding parts).....	11	2C		327.922	326.481	326.481	326.481	326.481
Mixers, pavers, and related equipment (excluding parts).....	11	2C01		327.922	326.481	326.481	326.481	326.481
Mixers, pavers, and related equipment (excluding parts).....	11	2C0109	12/99	235.466	234.431	234.431	234.431	234.431
Off-highway, equipment, ex. parts.....	11	2D	12/99	216.088	216.088	216.088	219.180	219.180
Graders, rollers & compactors, rough-terrain forklifts, scrapers, trenchers, etc. (excl. parts).....	11	2D03	12/03	212.974	212.974	212.974	212.974	212.974
Graders, rollers & compactors, rough-terrain forklifts, scrapers, trenchers, etc. (excl. parts).....	11	2D0301	12/03	212.974	212.974	212.974	212.974	212.974
Misc. construction machinery and equipment.....	11	2J	12/05	179.692	179.833	180.468	180.468	180.468
Winches, aerial work platforms, and automotive wrecker hoists, including parts and attachments.....	11	2J01	12/05	188.537	188.537	188.537	188.537	188.537
Winches, aerial work platforms, and automotive wrecker hoists, including parts and attachments.....	11	2J0101	12/03	237.483	237.483	237.483	237.483	237.483
Other construction machinery and equipment (excluding parts).....	11	2J03	12/03	193.224	193.503	194.760	194.760	194.760
Other construction machinery and equipment (excluding parts).....	11	2J0301	12/03	193.224	193.503	194.760	194.760	194.760
Parts for construction machinery and equipment, sold separately.....	11	2K	12/99	214.281	216.156	215.346	213.972	213.971
Parts for construction machinery and equipment, sold separately.....	11	2K01	12/99	214.281	216.156	215.346	213.972	213.971
Parts for cranes, draglines, and shovels (including surface mining equipment) (sold separately).....	11	2K0101	12/11	189.289	191.279	189.651	186.214	186.214
Parts for off-highway wheel tractors and shovel loaders (sold separately).....	11	2K0102	12/11	136.164	136.164	136.164	136.164	136.164
Parts for other construction machinery (sold separately).....	11	2K0103	12/11	145.956	147.187	147.187	147.657	147.655
Metalworking machinery and equipment.....	11	3		248.996	250.014	250.240	250.521	250.649
Power-driven handtools, including parts and attachments.....	11	32		236.260	244.162	244.164	244.293	244.293
Power-driven handtools, including parts and attachments.....	11	3211	12/04	160.932	166.315	166.316	166.404	166.404
Power-driven handtools, including parts and attachments.....	11	321101	12/04	160.932	166.315	166.316	166.404	166.404
Power-driven handtools, pneumatic, hydraulic, and powder-actuated.....	11	3211011	06/11	160.660	167.005	167.007	167.171	167.171
Power-driven handtools, electric (except battery powered), including parts.....	11	3211014	06/11	152.600	156.215	156.215	156.215	156.215
Welding machines and equipment.....	11	33		409.969	409.852	411.267	411.267	411.485
Arc welding machines, components, and accessories, excluding electrodes and stud welding equip.....	11	3301		449.116	449.116	449.116	449.116	449.116
Arc welding machines, components, and accessories, excluding electrodes and stud welding equip.....	11	330175	12/97	295.076	295.076	295.076	295.076	295.076
Resistance welders, components, accessories, and electrodes.....	11	3302		308.087	308.087	318.095	318.095	318.095
Resistance welders, components, accessories, and electrodes.....	11	330276	12/84	285.509	285.509	294.784	294.784	294.784
Gas welding and cutting equipment, parts, attachments, and accessories.....	11	3304		279.374	277.999	277.999	277.999	277.999
Gas welding and cutting equipment, parts, attachments, and accessories.....	11	330461	06/83	274.780	273.428	273.428	273.428	273.428
Other welding equipment, components, and accessories (excluding arc, resistance, and gas).....	11	3306	12/00	156.461	156.461	156.461	156.461	157.518
Other welding equipment, components, and accessories (excluding arc, resistance, and gas).....	11	330629	12/00	156.461	156.461	156.461	156.461	157.518
Industrial process furnaces and ovens.....	11	34		281.613	287.995	288.102	288.102	289.682
Industrial process furnaces and ovens, except parts and attachments.....	11	3407	12/04	174.263	175.284	175.373	175.373	176.343
Industrial process furnaces and ovens, except parts and attachments.....	11	340711	12/04	174.263	175.284	175.373	175.373	176.343
Parts and attachments for industrial process furnaces and ovens.....	11	3409	06/11	147.458	157.964	157.964	157.964	158.812
Parts and attachments for industrial process furnaces and ovens.....	11	340901	06/11	147.458	157.964	157.964	157.964	158.812
Cutting tools and accessories.....	11	35		238.194	238.199	238.389	238.355	238.414
Small cutting tools.....	11	3501		222.577	222.583	222.796	222.751	222.830
End mills and milling cutters.....	11	350144	12/11	124.230	124.260	124.354	124.136	124.136
Threading tools, including blanks, tips and inserts.....	11	350145	12/11	121.970	121.970	121.970	121.970	121.970

See footnotes at end of table.

Table 9. Producer price indexes for commodity and service groupings and individual items, not seasonally adjusted — Continued
 [August 2024, Index base 1982=100, unless otherwise indicated]

Title	Commodity code		Other index base	Unadjusted index ¹				
	Group code	Item code		Apr. 2024	May 2024 ^P	June 2024 ^P	July 2024 ^P	Aug. 2024 ^P
Carbon and high-speed steel, shank, solid, tipped carbide twist drills. . .	11	350146	12/11	130.943	130.943	130.973	130.973	130.973
Taps, carbide indexible, and throwaway inserts for machine tools.	11	350147	12/11	139.342	139.342	139.342	139.342	140.242
Other cutting tools for machine tools, excluding tips and blanks.	11	350149	12/11	129.442	129.442	129.601	129.601	129.601
Other machine tool attachments and accessories.	11	3505	06/83	282.556	282.556	282.830	282.830	282.830
Other machine tool attachments and accessories.	11	350501	06/83	282.556	282.556	282.830	282.830	282.830
Abrasive products.	11	36		277.933	277.885	277.951	277.193	277.233
Nonmetallic sized grains, powders, and flour abrasives (incl. graded only).	11	3601		199.383	199.383	199.383	199.383	199.383
Nonmetallic sized grains, powders, and flour abrasives (incl. graded only).	11	360105	06/87	256.688	256.688	256.688	256.688	256.688
Nonmetallic abrasive products (including diamond abrasives).	11	3603		273.065	272.853	273.145	273.121	272.995
Nonmetallic abrasive products (including diamond abrasives).	11	360311	06/87	249.970	249.776	250.043	250.021	249.906
Nonmetallic coated abrasive products and buffing wheels, polishing wheels, and laps.	11	3605		332.264	332.264	332.264	332.264	332.443
Nonmetallic coated abrasive products and buffing wheels, polishing wheels, and laps.	11	360505		245.940	245.940	245.940	245.940	246.072
Metal cutting machine tools.	11	37		233.380	233.766	233.798	233.798	233.798
Other metal-cutting machine tools.	11	3720	12/09	125.702	125.772	125.772	125.772	125.772
Other metal-cutting machine tools.	11	372041	12/09	125.702	125.772	125.772	125.772	125.772
Metal machining centers.	11	3721	12/09	132.026	132.026	132.026	132.026	132.026
Metal machining centers.	11	372121	12/09	132.026	132.026	132.026	132.026	132.026
Rebuilt metal-cutting machine tools and parts for metal-cutting machine tools.	11	3753	12/02	162.910	165.000	165.000	165.000	165.000
Rebuilt metal-cutting machine tools and parts for metal-cutting machine tools.	11	375311	12/02	162.910	165.000	165.000	165.000	165.000
Metal forming machine tools.	11	38		298.037	298.037	298.037	298.037	301.647
Metal-forming machine tools (except rebuilt and parts).	11	3826	12/09	154.678	154.678	154.678	154.678	154.678
Metal punching and shearing (power & manual), and bending and forming machines (power only).	11	382611		220.238	220.238	220.238	220.238	220.238
Rebuilt metal-forming machine tools and parts for metal-forming machine tools.	11	3852	12/02	160.175	160.175	160.175	160.175	166.318
Rebuilt metal-forming machine tools and parts for metal-forming machine tools.	11	385205	12/02	160.175	160.175	160.175	160.175	166.318
Tools, dies, jigs, fixtures & ind. molds.	11	39		191.454	191.783	191.797	192.654	192.654
Special tools, dies, jigs, and fixtures.	11	3901		206.902	207.442	207.442	208.967	208.967
Special tools, dies, jigs, and fixtures.	11	390135	12/03	135.743	136.097	136.097	137.098	137.098
Jigs and fixtures, including parts.	11	3901351	06/10	141.944	141.944	141.944	142.228	142.228
Metalworking dies and die sets.	11	3901353	06/10	121.344	121.344	121.344	123.012	123.012
Standard punches, industrial prototypes, die parts & other special tooling for dies.	11	3901357	06/10	132.984	133.794	133.794	134.751	134.751
Industrial molds and mold boxes.	11	3903		170.852	170.914	170.944	170.949	170.949
Industrial injection-type molds made of metal for plastics.	11	390312	12/09	127.178	127.178	127.178	127.178	127.178
Other industrial molds and mold boxes.	11	390331	12/09	137.708	137.780	137.816	137.821	137.821
Metalworking machinery n. e. c.	11	3A	06/83	271.096	271.335	272.343	272.287	271.339
Rolling mill and other metalworking machinery, including assembly machines.	11	3A03	09/23	101.801	101.890	102.269	102.248	101.892
Rolling mill and other metalworking machinery, including assembly machines.	11	3A0310	09/23	101.801	101.890	102.269	102.248	101.892
General purpose machinery and equipment.	11	4		339.280	340.132	340.264	340.526	343.061
Pumps, compressors, and equipment.	11	41		367.853	369.400	369.206	370.827	371.800
Industrial pumps, except hydraulic fluid power pumps.	11	4102		388.830	388.830	388.830	394.079	394.079
Industrial pumps, except hydraulic fluid power pumps.	11	410212	12/97	248.092	248.092	248.092	251.441	251.441
Parts and attachments for air and gas compressors and vacuum pumps.	11	4107	06/84	419.017	419.017	414.169	414.169	414.169
Parts and attachments for air and gas compressors, ex. refrigeration, ice making, & a/c.	11	410701	06/84	419.017	419.017	414.169	414.169	414.169
Domestic water systems.	11	4113	12/03	221.723	221.723	221.723	221.723	221.723
Domestic water systems.	11	411311	12/03	221.723	221.723	221.723	221.723	221.723
Air and gas compressors and vacuum pumps.	11	4115	06/05	235.690	236.655	236.655	236.829	236.829
Air and gas compressors and vacuum pumps.	11	411501	06/05	235.690	236.655	236.655	236.829	236.829
Other pumps, including parts and attachments.	11	4119	12/83	364.085	364.085	364.085	364.085	368.324
Parts and attachments for pumps.	11	411911	12/83	436.480	436.480	436.480	436.480	436.480
All other pumps, including domestic sump, oil well, and oil field pumps.	11	411915	12/97	197.965	197.965	197.965	197.965	201.289
Oil-well and oil-field pumps.	11	4119153	12/09	114.662	114.662	114.662	114.662	114.662
Other pumps, except automotive circulating pumps, and measuring & dispensing pumps.	11	4119155	12/09	163.991	163.991	163.991	163.991	167.153
Elevators, escalators, and other lifts.	11	42		215.059	214.921	214.848	214.848	214.774
Elevators and moving stairways.	11	4201		207.954	207.954	207.954	207.954	207.954
Elevators and moving stairways.	11	420112	12/03	181.689	181.689	181.689	181.689	181.689
Parts and attachments for elevators and moving stairs (sold separately).	11	4202		251.304	250.186	249.596	249.596	248.995

See footnotes at end of table.

Table 9. Producer price indexes for commodity and service groupings and individual items, not seasonally adjusted — Continued
 [August 2024, Index base 1982=100, unless otherwise indicated]

Title	Commodity code		Other index base	Unadjusted index ¹				
	Group code	Item code		Apr. 2024	May 2024 ^P	June 2024 ^P	July 2024 ^P	Aug. 2024 ^P
Parts and attachments for elevators and moving stairs (sold separately).....	11	420221		251.304	250.186	249.596	249.596	248.995
Fluid power equipment.....	11	43		372.308	373.705	373.822	373.818	384.701
Fluid power pumps and parts.....	11	4301		298.152	298.279	298.954	298.977	298.977
Fluid power pumps and motors, including parts.....	11	430114		298.152	298.279	298.954	298.977	298.977
Fluid power valves.....	11	4302		365.863	365.740	365.740	365.744	365.744
Fluid power valves.....	11	430201	12/82	356.922	356.802	356.802	356.806	356.806
Nonaerospace type hydraulic directional control valves.....	11	4302013	12/07	175.388	175.388	175.388	175.388	175.388
Nonaerospace type pneumatic directional control valves.....	11	4302015	12/07	174.485	173.848	173.848	173.868	173.868
Aerospace type fluid power valves.....	11	430201A	06/09	155.751	155.751	155.751	155.751	155.751
Fluid power cylinders, actuators, accumulators, cushions, & parts.....	11	4303		325.209	328.442	328.442	328.417	331.787
Non-aerospace hydraulic & all aerospace-type fluid power cylinders.....	11	430312	06/98	227.455	227.873	227.873	227.838	228.286
Parts for hydraulic & pneumatic cylinders and actuators.....	11	430315	06/98	281.775	291.981	291.981	291.981	302.574
Fluid power hose and tube fittings.....	11	4304		525.934	526.898	526.783	526.783	574.444
Fluid power hose and tube fittings.....	11	430406		525.934	526.898	526.783	526.783	574.444
Nonaerospace type flared (metal) fittings, couplings, and assemblies.....	11	4304062	06/09	146.363	147.307	147.307	147.307	147.307
Parts for fluid power valves.....	11	4305	06/91	242.706	242.706	242.706	242.706	242.706
Parts for fluid power valves.....	11	430501	06/91	242.706	242.706	242.706	242.706	242.706
Industrial material handling equipment.....	11	44		308.561	308.825	309.124	309.237	309.311
Conveying equipment, except parts and accessories.....	11	4402		315.881	316.581	317.167	317.523	317.721
Unit handling conveyors and conveying systems.....	11	440212	06/84	250.836	250.691	251.490	251.662	251.662
Unit handling gravity and trolley conveyors and conveying systems.....	11	4402122	06/09	146.882	146.878	147.621	147.621	147.621
All other unit handling conveyors, including tow, belt, roller, pneumatic, portable, etc.....	11	4402124	06/09	150.259	150.031	150.031	150.309	150.309
Bulk material handling conveyors and conveying systems.....	11	440216	06/84	340.223	342.302	342.302	342.895	343.406
Industrial trucks, trailers, and stackers.....	11	4403		287.670	287.670	287.537	287.451	287.451
Industrial trucks, tractors, mobile straddle carriers & cranes, & automatic stacking machines.....	11	44035	12/11	159.635	159.635	159.538	159.477	159.477
Work trucks with lifting & handling equipment, riding, electric, self-propelled.....	11	440353	06/02	238.848	238.848	238.848	238.367	238.367
Work trucks with lifting & handling equipment, non-riding electric or any non-electric.....	11	440356	06/02	191.534	191.534	191.345	191.345	191.345
Work trucks not fitted with lifting & handling equipment, electric or non-electric.....	11	440357	06/02	213.780	213.780	213.582	213.599	213.599
Bulk powered material moving equipment, dock boards, and metal pallets and skids.....	11	440358	06/02	204.679	204.679	204.679	204.679	204.679
Parts and attachments for industrial trucks and tractors.....	11	440378	12/86	367.988	367.988	368.019	368.019	368.019
Hoists, overhead cranes, and monorail systems.....	11	4404		368.602	367.547	367.547	367.749	367.749
Hoists and parts and attachments for hoists (sold separately).....	11	440481	12/84	347.092	347.092	347.092	347.441	347.441
Overhead traveling cranes and monorail systems, including parts and attachments sold separately.....	11	440485	12/84	347.339	345.156	345.156	345.156	345.156
Parts and accessories for conveyors and conveying systems.....	11	4406	09/18	140.224	140.815	141.618	141.618	141.618
Parts and accessories for unit handling conveyors and conveying systems.....	11	440601	06/84	302.638	303.253	303.253	303.253	303.253
Parts and accessories for bulk material handling conveyors and conveying systems.....	11	440602	06/84	502.332	505.050	509.508	509.508	509.508
Mechanical power transmission equipment.....	11	45		372.737	373.483	374.938	377.917	378.451
Speed changers, drives, gears.....	11	4501		362.774	364.068	367.462	372.473	372.254
Loose gear, pinions and racks.....	11	450108	12/83	264.183	264.183	265.055	271.115	271.115
Speed changers and industrial high speed drives & parts other than loose gearing.....	11	450117	12/03	212.106	213.544	216.685	217.871	217.628
Other power transmission equipment.....	11	4502	12/84	357.990	358.370	358.604	360.224	361.171
Mechanical power transmission equipment, excl. speed changers, drives, & gears.....	11	450212	12/03	237.955	238.261	238.449	239.662	240.423
Scales and balances.....	11	46		239.761	239.809	239.809	240.092	240.092
Vehicle and industrial scales.....	11	4611	12/91	207.199	207.211	207.211	207.254	207.254
Vehicle and industrial scales.....	11	461101	06/03	180.212	180.223	180.223	180.260	180.260
Motor truck and railroad track scales.....	11	4611011	12/10	155.136	155.136	155.136	155.136	155.136
Industrial scales (including automatic checkweigher and bulkweigher scales).....	11	4611012	12/10	177.611	177.655	177.655	177.813	177.813
Miscellaneous non-vehicle scales (crane, susp., tank, hopper, measuring dev, lab, bulk conveyer).....	11	4611013	12/10	152.004	152.004	152.004	152.004	152.004
Retail, commercial, household, and mailing scales and balances.....	11	4612	12/91	202.655	202.655	202.655	203.320	203.320
Retail, commercial, household, and mailing scales and balances.....	11	461201	06/03	186.026	186.026	186.026	186.637	186.637
Parts, attachments, and accessories for scales and balances.....	11	4613	12/91	279.327	279.628	279.628	280.730	280.730
Parts, attachments, and accessories for scales and balances.....	11	461301	06/03	272.955	273.249	273.249	274.325	274.325
Air purification equipment and industrial and commercial fans and blowers.....	11	47		304.123	304.123	304.011	304.019	304.039
Fan, blower, air purification equipment.....	11	4701		304.123	304.123	304.011	304.019	304.039
Dust collection and other air purification equipment for cleaning incoming air.....	11	470143	12/83	257.109	257.109	256.848	256.848	256.848

See footnotes at end of table.

Table 9. Producer price indexes for commodity and service groupings and individual items, not seasonally adjusted — Continued
 [August 2024, Index base 1982=100, unless otherwise indicated]

Title	Commodity code		Other index base	Unadjusted index ¹				
	Group code	Item code		Apr. 2024	May 2024 ^P	June 2024 ^P	July 2024 ^P	Aug. 2024 ^P
Air filters for air-conditioners and furnaces, etc., of 2400 CFM or less, except parts.....	11	4701431	06/09	168.614	168.614	168.614	168.614	168.614
Other dust collection and air purification equipment, except parts.....	11	4701432	06/09	147.791	147.791	147.791	147.791	147.791
Parts for dust collection and air purification equipment.....	11	4701433	06/09	144.207	144.207	143.560	143.560	143.560
Industrial and commercial fans and blowers.....	11	470145	12/03	239.587	239.587	239.587	239.601	239.636
Centrifugal blower filter units, and classes I-IV centrifugal fans, except parts.....	11	4701452	06/09	194.444	194.444	194.444	194.444	194.444
Other centrifugal fans and blowers, except parts.....	11	4701453	06/09	192.482	192.482	192.482	192.482	192.482
Axial fans and industrial propeller fans, except parts.....	11	4701457	06/09	162.890	162.890	162.890	162.890	162.890
Power roof ventilators, except parts.....	11	4701458	06/09	175.331	175.331	175.331	175.331	175.331
Parts and accessories for fans and blowers.....	11	4701459	06/09	183.274	183.274	183.274	183.404	183.737
Air conditioning and refrigeration equip.....	11	48		298.989	299.652	298.967	299.082	303.574
Unitary air-conditioners, except air source heat pumps.....	11	4802		277.955	278.398	276.851	277.747	289.448
Unitary air-conditioners, except air source heat pumps.....	11	480222	06/97	226.643	227.005	225.743	226.474	236.015
Commercial refrigeration equipment.....	11	4803		410.758	411.835	411.835	413.467	413.759
Commercial refrigeration equipment.....	11	480331	06/97	266.229	266.927	266.927	267.985	268.175
All other miscellaneous refrigeration and air-conditioning equipment.....	11	4806		361.493	361.493	361.493	361.493	361.493
All other miscellaneous refrigeration and air-conditioning equipment.....	11	480631	06/97	250.331	250.331	250.331	250.331	250.331
Heat transfer equipment, including heat pumps.....	11	4807	12/11	174.658	175.564	174.991	173.756	176.095
Heat transfer equipment, except dehumidifiers.....	11	480732	12/03	254.046	253.945	254.389	253.577	256.345
Heat pumps.....	11	480734	12/09	146.872	151.795	147.568	143.642	147.469
Parts and accessories for air conditioning and heat transfer equipment.....	11	4809	12/89	269.716	269.716	269.716	269.728	269.728
Parts and accessories for air conditioning and heat transfer equipment.....	11	480901	12/89	269.716	269.716	269.716	269.728	269.728
Refrigeration condensing units.....	11	4815	01/19	159.721	159.721	159.721	159.721	159.721
Refrigeration condensing units.....	11	481511	01/19	159.721	159.721	159.721	159.721	159.721
Miscellaneous general purpose equipment.....	11	49		373.505	374.514	375.521	374.710	374.320
Metal valves, except fluid power.....	11	4902	12/82	443.347	444.859	444.859	441.353	441.353
Gates, globes, angles, and checks.....	11	490201	12/82	481.066	481.495	481.495	470.949	470.949
Gates, globes, angles, straightway (Y-type) checks, stop & check, 3- & 4-way, etc.....	11	4902011	06/09	171.112	171.482	171.482	171.482	171.482
Industrial valves for water works and municipal equipment.....	11	4902012	06/09	162.008	162.008	162.008	155.965	155.965
Industrial ball valves, incl. manual and power operated.....	11	490202	12/82	570.178	570.179	570.178	570.181	570.180
Industrial butterfly valves, incl. manual and power operated.....	11	490203	12/82	317.984	317.984	317.984	-	-
Industrial plug valves.....	11	490204	12/82	325.431	325.431	325.431	325.431	325.431
Other industrial valves, including nuclear.....	11	490209	12/82	403.339	407.872	407.872	407.872	407.872
Automatic regulating and control valves.....	11	490211	12/98	263.709	263.709	263.709	263.709	263.709
Metal pipe fittings, flanges, and unions.....	11	4903	12/82	487.857	496.643	509.697	509.789	509.760
Metal pipe fittings, flanges, and unions.....	11	490301	12/82	487.857	496.643	509.697	509.789	509.760
Ball and roller bearings.....	11	4905		344.977	344.446	344.595	344.919	344.918
Ball bearings, complete, unmounted.....	11	490531	12/03	171.586	171.548	171.559	171.559	171.559
Mounted bearings, except plain.....	11	490534	06/83	482.561	481.306	481.753	493.970	493.970
Parts and components for ball and roller bearings, incl. balls and rollers.....	11	490535	06/83	194.350	191.439	192.241	192.241	192.235
Tapered roller bearings (including cups & cones), unmounted.....	11	490537	06/83	406.141	406.141	406.141	406.141	406.141
Other roller bearings, unmounted.....	11	490538	06/83	388.584	388.584	388.584	388.584	388.584
Industrial patterns.....	11	4907	12/84	208.851	208.848	208.848	208.836	208.836
Industrial patterns.....	11	490701	12/84	208.851	208.848	208.848	208.836	208.836
Filters and strainers.....	11	4908	12/84	332.431	332.212	332.839	332.147	332.151
Filters and strainers, except fluid power.....	11	490805	12/03	201.700	201.471	202.126	201.404	201.408
Industrial filters and strainers and reusable media, except fluid power.....	11	4908051	12/11	148.953	148.731	149.312	148.655	148.624
Nonreusable media for filters and strainers, except fluid power.....	11	4908052	12/11	147.223	147.274	147.274	147.274	147.302
Parts and accessories for filters and strainers, except fluid power.....	11	4908053	12/11	164.451	164.451	164.755	164.599	164.920
Other miscellaneous general purpose equipment.....	11	4911	12/84	266.187	266.194	265.748	266.215	265.197
Other miscellaneous general purpose equipment.....	11	491102	06/07	157.813	157.817	157.552	157.829	157.226
Electronic computers and computer equipment.....	11	5	02/23	98.618	97.875	97.805	96.190	95.476
Electronic computers.....	11	51	02/23	100.222	99.063	99.268	95.080	93.344
Electronic computers.....	11	5101	02/23	100.222	99.063	99.268	95.080	93.344
Personal computers and workstations (excluding portable computers).....	11	510114	02/23	100.627	100.546	100.617	100.714	100.749
Portable computers, laptops, tablets and other single user computers.....	11	510115	02/23	95.898	95.528	95.692	95.506	95.601
Host computers, multiusers (mainframes, UNIX and PC servers).....	11	510116	02/23	98.920	97.505	97.742	92.805	90.750
Computer storage devices.....	11	52	12/04	47.584	47.026	46.749	46.749	46.666
Computer storage devices (except parts, attachments and accessories).....	11	5201	12/04	46.958	46.389	46.107	46.107	46.022
Computer storage devices (except parts, attachments and accessories).....	11	520101	12/04	46.958	46.389	46.107	46.107	46.022
Computer peripheral equipment and parts.....	11	54	12/98	85.334	85.347	85.347	85.347	85.347
Parts, attachments, and accessories for computer terminals and peripherals.....	11	5405	12/98	152.930	152.930	152.930	152.930	152.930

See footnotes at end of table.

Table 9. Producer price indexes for commodity and service groupings and individual items, not seasonally adjusted — Continued
 [August 2024, Index base 1982=100, unless otherwise indicated]

Title	Commodity code		Other index base	Unadjusted index ¹				
	Group code	Item code		Apr. 2024	May 2024 ^P	June 2024 ^P	July 2024 ^P	Aug. 2024 ^P
Parts, attachments, and accessories for computer terminals and peripherals.....	11	540501	12/98	152.930	152.930	152.930	152.930	152.930
Computer terminals (including POS and funds-transfer devices) and other computer peripherals.....	11	5406	06/99	62.273	62.292	62.292	62.292	62.292
Computer terminals (including POS and funds-transfer devices) and other computer peripherals.....	11	540602	06/07	65.094	65.114	65.114	65.114	65.114
Special industry machinery and equipment.....	11	6		283.713	284.916	285.438	285.507	287.286
Food products machinery.....	11	61		383.539	383.785	384.189	384.231	384.317
Dairy and milk products plant machinery and equipment.....	11	6101		364.909	364.909	366.986	366.986	366.986
Dairy and milk products plant machinery and equipment.....	11	610111	12/83	356.968	356.968	359.001	359.001	359.001
Commercial food products machinery (except packaging and cooking equipment).....	11	6104		340.799	340.799	340.814	340.823	340.920
Commercial food products machinery (except packaging and cooking equipment).....	11	610409	12/83	336.217	336.217	336.232	336.240	336.336
Industrial food products machinery for processing foods, beverages, & animal & fowl feed.....	11	6105	12/83	390.865	391.503	391.940	392.037	392.116
Industrial food products machinery for processing foods, beverages, & animal & fowl feed.....	11	610501	12/83	390.865	391.503	391.940	392.037	392.116
Other industrial food and feed machinery.....	11	6105012	12/12	149.899	150.551	150.918	151.018	151.018
Machinery for sorting, grading, and cleaning fruits, vegetables, eggs, and for processing meat.....	11	6105013	12/12	159.216	159.216	159.274	159.274	159.273
Parts and attachments for industrial food and feed products machinery.....	11	6105014	12/12	146.838	146.838	146.838	146.838	147.190
Textile machinery and equipment.....	11	62		185.571	185.571	185.571	185.571	185.571
Textile machinery (except parts, attachments, and accessories).....	11	6212	06/86	158.331	158.331	158.331	158.331	158.331
Textile machinery (except parts, attachments, and accessories).....	11	621201	06/86	158.331	158.331	158.331	158.331	158.331
Textile machinery parts and attachments.....	11	6277		202.872	202.872	202.872	202.872	202.872
Textile machinery parts and attachments.....	11	627701	06/86	182.071	182.071	182.071	182.071	182.071
Sawmill and woodworking machinery.....	11	63		316.922	317.182	317.161	317.161	317.161
Sawmill and woodworking machinery.....	11	6306	12/04	213.056	213.231	213.216	213.216	213.216
Sawmill and woodworking machinery, excluding parts and attachments (sold separately).....	11	630602	06/12	184.179	184.357	184.342	184.342	184.342
Parts, attachments, & accessories for sawmill & woodworking machinery.....	11	630603	06/12	165.395	165.395	165.395	165.395	165.395
Paper industries machinery.....	11	64	06/82	283.156	283.156	283.156	283.156	283.156
Paper industries machinery.....	11	6401	06/82	283.156	283.156	283.156	283.156	283.156
Paper industries machinery, excluding parts & attachments (sold separately).....	11	640114	12/03	152.581	152.581	152.581	152.581	152.581
Parts and attachments for paper industries machinery.....	11	640115	12/03	184.944	184.944	184.944	184.944	184.944
Printing trades machinery and equipment.....	11	65		182.758	183.154	183.006	183.556	183.644
Other printing machinery and equipment.....	11	6509	12/82	172.509	172.992	172.812	173.483	173.590
Other printing machinery and equipment, incl. pre-press preparation equipment & plates.....	11	650912	06/09	102.914	103.500	103.281	104.095	104.225
Parts, attachments, & accessories for printing trades machinery.....	11	650913	06/09	122.288	122.288	122.288	122.288	122.288
Other special industry machinery.....	11	66		263.494	266.241	267.437	267.487	269.885
Plastics and rubber working machinery.....	11	6603		232.423	232.423	232.423	232.423	232.423
Plastics working machinery and equipment, excluding patterns and molds, including parts.....	11	66039	09/15	107.596	107.596	107.596	107.596	107.596
Plasticworking machinery (excluding parts).....	11	660391	12/08	112.246	112.246	112.246	112.246	112.246
Parts for plasticworking machinery.....	11	660395	12/08	130.202	130.202	130.202	130.202	130.202
Miscellaneous special industry machinery.....	11	6606		257.971	261.092	262.450	262.507	265.231
Semiconductor manufacturing machinery and parts.....	11	660638	06/87	125.590	130.511	133.589	133.670	135.733
Packing, packaging, and bottling machinery and parts.....	11	67		385.208	385.208	385.208	385.208	395.249
Packing, packaging, and bottling machinery and parts.....	11	6705	06/06	188.241	188.241	188.241	188.241	193.148
Packing, packaging, and bottling machinery, excluding parts.....	11	670501	06/06	180.640	180.640	180.640	180.640	185.446
Parts for packing, packaging, and bottling machinery.....	11	670502	12/83	379.649	379.649	379.649	379.649	388.929
Service industry machinery and parts.....	11	68	06/82	320.431	320.459	320.459	320.540	320.342
Service industry machinery and parts.....	11	6801	06/82	320.431	320.459	320.459	320.540	320.342
Commercial cooking and food warming equipment (incl. parts).....	11	68013	12/03	229.808	229.890	229.890	230.119	229.470
Commercial cooking equipment incl. ranges, deep-fat fryers, etc. except electric.....	11	680131	12/11	186.066	186.066	186.066	186.066	184.772
Commercial electric cooking equipment, incl. ranges, deep-fat fryers, etc.....	11	680132	12/11	154.059	154.207	154.207	154.622	154.622
Parts and accessories for commercial cooking and food warming equipment.....	11	680133	12/11	147.230	147.230	147.230	147.230	147.230
Other service industry machinery, incl. electronic teaching mach. & auto. maintenance equipment.....	11	68014	05/23	101.398	101.398	101.398	101.399	101.409
Coin-operated machines and mechanisms (incl. parts).....	11	680141	05/18	104.766	104.766	104.766	104.766	104.766
Commercial laundry and drycleaning machinery products (incl. parts) ...	11	680143	06/03	200.936	200.936	200.936	200.936	200.936
Commercial and industrial floor & carpet cleaning machines, ex. vacuum cleaners (incl. parts).....	11	680145	09/16	148.061	148.061	148.061	148.061	148.061

See footnotes at end of table.

Table 9. Producer price indexes for commodity and service groupings and individual items, not seasonally adjusted — Continued
 [August 2024, Index base 1982=100, unless otherwise indicated]

Title	Commodity code		Other index base	Unadjusted index ¹				
	Group code	Item code		Apr. 2024	May 2024 ^P	June 2024 ^P	July 2024 ^P	Aug. 2024 ^P
Electronic teaching machines, teaching aids, etc., (incl. kits and parts)...	11	680147	09/16	104.281	104.281	104.281	104.281	—
All other parts and attachments for service industry equipment.	11	680148	12/11	144.115	144.115	144.115	144.115	144.115
Other service industry equipment.	11	680149	09/16	134.959	134.959	134.959	134.961	134.983
Electrical machinery and equipment.	11	7		137.132	137.209	137.245	137.062	136.915
Wiring devices.	11	71		365.984	367.158	367.141	366.595	365.799
Current-carrying wiring devices.	11	7101		269.288	270.409	270.845	270.673	269.506
Current-carrying switches for electrical circuitry (including vehicular switches).....	11	710143	12/99	185.537	183.216	183.846	184.588	184.705
Current-carrying wire connectors for electrical circuitry.....	11	710144	12/99	184.385	190.148	193.180	190.064	188.952
Current-carrying wiring devices n.e.c.....	11	710147	06/06	193.034	193.392	192.591	193.164	192.042
Noncurrent-carrying wiring devices.	11	7102		488.946	489.985	489.038	487.835	487.970
Noncurrent-carrying electrical conduit and conduit fittings, incl.plastic conduit & fittings.....	11	710216	12/04	237.205	238.391	237.743	234.720	234.720
Other noncurrent-carrying wiring devices and supplies (boxes, covers, bar hangers, etc.).....	11	710217	12/04	222.103	222.121	220.974	224.763	225.054
Porcelain, steatite, and other ceramic electrical products.	11	710252	12/03	195.285	195.240	195.577	195.251	195.311
Integrating and measuring instruments.	11	72		187.361	188.542	188.697	189.656	189.956
Test equipment for electrical, radio, & communication circuits & motors. ...	11	7205	12/83	176.783	177.897	178.044	178.948	179.231
Test equipment for electrical, radio, & communication circuits & motors.....	11	720501		186.268	187.441	187.597	188.549	188.847
Motors, generators, motor generator sets.	11	73		296.215	296.215	296.215	296.215	296.215
Fractional horsepower motors and generators.	11	7303	06/83	218.480	218.480	218.480	218.480	218.480
Fractional horsepower motors and generators.	11	730312	12/99	164.383	164.383	164.383	164.383	164.383
Integral horsepower motors and generators (excluding land transportation types).....	11	7304	06/83	417.627	417.627	417.627	417.627	417.627
Integral horsepower motors and generators (excluding land transportation types).....	11	730405	12/99	290.792	290.792	290.792	290.792	290.792
Parts and supplies for motors and generators.....	11	7309	06/83	336.965	336.965	336.965	336.965	336.965
Parts and supplies for motors and generators.....	11	730901	06/83	336.965	336.965	336.965	336.965	336.965
Other motors and generators.	11	7311	06/06	158.408	158.408	158.408	158.408	158.408
Other motors and generators.....	11	731101	06/06	158.408	158.408	158.408	158.408	158.408
Prime mover generator sets, except steam & hydraulic turbine.	11	7311012	12/14	139.630	139.630	139.630	—	—
Transformers and power regulators.	11	74		390.643	390.643	392.997	393.413	393.413
Power and distribution transformers, except parts.	11	7409	12/99	339.140	339.140	341.625	341.625	341.625
Other transformers and parts for transformers.	11	7411	12/99	233.977	233.977	233.977	235.383	235.383
Switchgear, switchboard, industrial controls equipment.	11	75		338.223	340.247	346.815	348.244	348.295
Industrial controls and related parts and accessories.	11	7507		320.520	320.574	326.633	327.139	327.200
Industrial controls and related parts and accessories.	11	750799	06/85	305.053	305.104	310.871	311.352	311.411
General-purpose industrial controls.....	11	7507991	06/11	167.335	167.336	170.656	170.657	170.709
Parts for industrial controls and motor-control accessories.....	11	7507992	06/11	146.903	146.903	147.837	148.967	148.967
Specific-purpose industrial controls.....	11	7507993	06/11	135.095	135.174	138.053	138.437	138.437
Switchgear and switchboard apparatus.	11	7522	06/05	198.141	200.053	203.964	205.132	205.157
Switchgear and switchboard apparatus.....	11	752201	06/05	198.141	200.053	203.964	205.132	205.157
Low voltage panelboards and distribution boards, 1000 volts or less..	11	7522013	12/07	160.162	161.884	162.610	162.610	162.711
Switchgear, except relays and ducts.	11	752201A	12/07	197.663	200.271	206.668	208.730	208.730
Communications and related equipment and miscellaneous electronic systems & equipment.	11	76	12/85	136.647	136.694	136.811	136.950	136.938
Telephone and wireline data networking equipment.	11	7601	12/85	92.387	92.518	92.518	92.518	92.518
Other communications and related equipment, including broadcast and wireless.	11	7603	06/13	111.710	111.796	112.082	112.421	112.393
Broadcast, studio, and related electronic equipment.....	11	760301	12/85	121.709	121.655	—	—	—
Radio station and wireless communication equipment.....	11	760302	12/85	103.235	103.267	103.283	103.283	103.281
Radio station equipment.	11	7603022	06/13	120.485	120.952	121.187	121.187	121.187
Other broadcast and wireless communications systems and equipment.	11	7603023	06/13	115.742	115.742	115.742	115.742	115.739
Intercommunications, alarm and traffic control systems.....	11	760303	12/85	166.576	167.200	169.744	172.769	173.016
Alarm systems, including electric sirens and horns.	11	7603031	06/08	135.546	135.546	135.546	139.054	139.054
Intercommunications systems, including inductive paging systems....	11	7603033	06/08	154.216	154.014	161.073	161.073	168.045
Electronic systems and equipment, n.e.c.....	11	7605	12/03	150.500	150.500	150.500	150.500	150.500
Electronic systems and equipment, n.e.c.....	11	760512	12/03	150.500	150.500	150.500	150.500	150.500
Search, detection, navigation & guidance systems and equipment.	11	7606	06/04	171.225	171.225	171.225	171.225	171.225
Search, detection, navigation & guidance systems and equipment.	11	760613	06/04	171.225	171.225	171.225	171.225	171.225
Electric lamp bulbs, tubes, and components.	11	77		108.985	108.985	108.985	108.985	108.985
Electric lamp bulbs, tubes, and components.....	11	7704	12/04	84.089	84.089	84.089	84.089	84.089
Electric lamp bulbs, tubes, and components.....	11	770401	12/04	84.089	84.089	84.089	84.089	84.089
Electronic components and accessories.	11	78		68.829	68.703	68.217	67.590	67.300
Relays for electronic circuitry, industrial control overload, and switchgear type.....	11	7821		290.448	290.448	290.448	290.448	290.448

See footnotes at end of table.

Table 9. Producer price indexes for commodity and service groupings and individual items, not seasonally adjusted — Continued
 [August 2024, Index base 1982=100, unless otherwise indicated]

Title	Commodity code		Other index base	Unadjusted index ¹				
	Group code	Item code		Apr. 2024	May 2024 ^P	June 2024 ^P	July 2024 ^P	Aug. 2024 ^P
Relays for electronic circuitry, industrial control overload, and switchgear type.....	11	782119	06/90	215.941	215.941	215.941	215.941	215.941
Switches, mechanical, for electronic circuitry.....	11	7822	06/82	272.938	272.938	273.117	273.117	273.117
Switches, mechanical, for electronic circuitry.....	11	782299	06/82	272.938	272.938	273.117	273.117	273.117
Connectors for electronic circuitry.....	11	7824		261.465	259.903	260.610	260.608	260.660
Connectors for electronic circuitry.....	11	782481	12/11	151.030	150.127	150.536	150.535	150.565
Filters, crystals, and transducers.....	11	7828	06/82	119.624	119.624	120.663	120.663	120.663
Filters, crystals, and transducers.....	11	782890	06/82	119.624	119.624	120.663	120.663	120.663
Crystal, filter, piezoelectric, and other related electronic devices (exc. microwave filters).....	11	7828901	06/82	123.283	123.283	124.355	124.355	124.355
Integrated circuit packages, including microprocessors.....	11	7839	06/05	32.183	32.058	31.043	29.511	29.526
Integrated circuit packages, including microprocessors.....	11	783911	06/05	32.183	32.058	31.043	29.511	29.526
Other semiconductor devices, incl. transistors, diodes, and semiconductor parts such as wafers.....	11	7847	06/05	80.601	80.689	80.664	80.664	78.085
Other semiconductor devices, incl. transistors, diodes, and semiconductor parts such as wafers.....	11	784711	06/05	78.520	78.605	78.582	78.582	76.069
Bare printed circuit boards.....	11	7849	12/00	128.305	128.305	128.305	128.305	132.524
Bare printed circuit boards.....	11	784901	06/82	134.229	134.229	134.229	134.229	138.643
Electronic coils, transformers, and other inductors.....	11	7853	06/82	258.500	258.500	258.686	260.767	260.767
Electronic coils, transformers, and other inductors.....	11	785399	06/00	177.453	177.453	177.581	179.009	179.009
Capacitors and resistors for electronic circuitry.....	11	7854	12/22	109.986	109.986	109.986	109.986	109.986
Capacitors for electronic circuitry.....	11	785411	12/02	200.751	200.751	200.751	200.751	200.751
Microwave components, electron tubes, and other electronic components, n.e.c.....	11	7856	06/00	180.685	180.685	182.747	182.747	182.747
Printed circuit assemblies, loaded boards, modules and consumer external modems.....	11	7861	06/82	80.927	80.627	80.483	82.508	83.018
Printed circuit assemblies, loaded boards, modules and consumer external modems.....	11	786199	06/82	80.927	80.627	80.483	82.508	83.018
Miscellaneous electrical machinery and equipment.....	11	79		138.979	139.007	139.082	139.387	139.525
Storage batteries.....	11	7901		243.664	243.664	243.667	243.979	244.728
Storage batteries, lead acid type, BCI dimensional group 8D or smaller.....	11	790103	12/84	258.374	258.374	258.379	258.899	260.150
Storage batteries, lead acid type, larger than BCI dimensional group 8D.....	11	790104	12/84	309.651	309.651	309.651	309.651	309.651
Storage batteries (excluding lead acid), including parts for all storage batteries.....	11	790105	12/84	259.594	259.594	259.594	259.594	259.594
Primary batteries.....	11	7902		233.080	232.111	232.985	232.497	232.754
Primary batteries.....	11	790229	12/03	151.174	150.546	151.112	150.796	150.962
Carbon and graphite products.....	11	7903		241.676	241.655	241.266	241.370	243.110
X-ray and electromedical equipment.....	11	7905		93.613	93.633	93.631	93.924	93.922
Irradiation equipment.....	11	790512	06/85	126.906	126.906	126.906	126.906	126.906
Electromedical equipment, including diagnostic, therapeutic and patient monitoring equipment.....	11	790541	06/09	103.916	103.947	103.944	104.391	104.389
Miscellaneous electrical industrial apparatus.....	11	7929	12/85	180.107	180.606	181.743	181.743	181.743
Rectifying apparatus.....	11	792902	12/85	216.403	218.316	218.316	218.316	218.316
Other electrical equipment for industrial use, except for electronic circuitry.....	11	792904	12/03	149.937	149.937	151.316	151.316	151.316
All other electrical equipment and components, except industrial.....	11	7939	12/06	142.870	142.870	142.870	142.870	142.870
All other electrical equipment and components, except industrial.....	11	793901	12/06	142.870	142.870	142.870	142.870	142.870
Miscellaneous instruments.....	11	8		254.914	255.320	255.836	256.101	256.208
Automatic environmental controls for monitoring residential, commercial, and appliance use.....	11	81		215.363	216.069	217.632	220.839	220.839
Automatic environmental controls for monitoring residential, commercial, and appliance use.....	11	8105	12/03	148.512	148.999	150.077	152.288	152.288
Automatic environmental controls for monitoring residential, commercial, and appliance use.....	11	810501	12/03	148.512	148.999	150.077	152.288	152.288
Industrial process control instruments.....	11	82	06/83	300.589	300.589	303.029	303.035	303.035
Industrial process control instruments.....	11	8201	06/83	300.589	300.589	303.029	303.035	303.035
Industrial process control instruments.....	11	820171	12/03	182.049	182.049	183.526	183.530	183.530
Fluid meters and counting devices.....	11	84	12/85	247.156	249.041	249.301	249.702	249.713
Fluid meters and counting devices.....	11	8401	12/85	247.156	249.041	249.301	249.702	249.713
Engineering and scientific instruments.....	11	85	12/85	294.548	295.278	296.032	296.390	296.551
Aeronautical, nautical, and navigational instruments.....	11	8501	12/85	329.589	329.589	329.589	329.589	329.589
Aeronautical, nautical, and navigational instruments.....	11	850111	12/85	329.589	329.589	329.589	329.589	329.589
Hospital beds and specialized hospital furniture.....	11	8504	12/11	148.940	150.958	153.044	154.035	154.480
Hospital beds and specialized hospital furniture.....	11	850404	12/11	148.940	150.958	153.044	154.035	154.480
Measuring instruments and lenses.....	11	86	12/85	175.684	175.955	175.793	175.737	175.059
Sighting, tracking, and fire-control equipment, optical type.....	11	8601	12/85	138.240	139.590	139.574	138.477	138.477
Sighting, tracking, and fire-control equipment, optical type.....	11	860111	12/85	138.240	139.590	139.574	138.477	138.477
All other miscellaneous optical instruments and lenses.....	11	8602	12/85	151.925	151.783	151.694	151.850	151.850
All other miscellaneous optical instruments and lenses.....	11	860211	12/85	151.925	151.783	151.694	151.850	151.850

See footnotes at end of table.

Table 9. Producer price indexes for commodity and service groupings and individual items, not seasonally adjusted — Continued
 [August 2024, Index base 1982=100, unless otherwise indicated]

Title	Commodity code		Other index base	Unadjusted index ¹				
	Group code	Item code		Apr. 2024	May 2024 ^P	June 2024 ^P	July 2024 ^P	Aug. 2024 ^P
Laboratory analytical instruments.....	11	8603	12/85	187.713	187.963	187.765	187.778	186.855
Laboratory analytical instruments.....	11	860311	12/85	187.713	187.963	187.765	187.778	186.855
Measuring & controlling devices, n.e.c.....	11	89	06/85	204.223	204.002	204.002	204.100	205.710
Aircraft engine instruments.....	11	8901	06/85	203.671	201.896	201.896	201.819	201.819
Aircraft engine instruments.....	11	890199	06/85	203.671	201.896	201.896	201.819	201.819
Nuclear radiation detection & monitoring instruments.....	11	8904	06/85	254.629	254.629	254.629	256.003	256.003
Nuclear radiation detection & monitoring instruments.....	11	890499	06/85	254.629	254.629	254.629	256.003	256.003
Physical properties and kinematic testing equipment.....	11	8905	06/04	137.284	137.284	137.284	137.284	138.880
Physical properties and kinematic testing equipment.....	11	890599	06/04	137.284	137.284	137.284	137.284	138.880
Commercial, geophysical, meteorological, surveying, drafting & general-purpose instruments.....	11	8906	06/04	141.983	141.983	141.983	141.983	143.089
Commercial, geophysical, meteorological & general-purpose instruments.....	11	890699	06/04	141.983	141.983	141.983	141.983	143.089
Miscellaneous machinery.....	11	9		220.569	220.844	221.158	221.816	222.698
Oil field and gas field machinery.....	11	91		260.320	260.320	261.416	261.416	261.416
Oil and gas field drilling, surveying, and cementing machinery (except parts sold separately).....	11	9102		269.993	269.993	269.993	269.993	269.993
Oil and gas field drilling, surveying, and cementing machinery (except parts sold separately).....	11	910201	09/20	114.967	114.967	114.967	114.967	114.967
Oil field and gas field production machinery (except pumps and parts sold separately).....	11	9104		245.198	245.198	246.403	246.403	246.403
Oil field and gas field production machinery (except pumps and parts sold separately).....	11	910456	12/03	201.459	201.459	202.449	202.449	202.449
Parts and attachments for oil and gas field machinery and equipment.....	11	9106	12/10	133.528	133.528	135.299	135.299	135.299
Mining machinery and equipment.....	11	92		446.501	447.513	449.932	453.272	453.272
Mining machinery and equipment (except parts sold separately).....	11	9207	09/19	151.937	152.383	153.449	154.317	154.317
Underground mining machinery (except parts sold separately).....	11	920701	12/03	311.699	314.176	314.176	314.176	—
Crushing, pulverizing, & screening machinery (except parts sold separately).....	11	920702	12/03	266.064	266.064	266.064	266.064	266.064
Drills and other mining machinery (except parts sold separately).....	11	920703	12/03	266.107	266.107	271.711	273.719	—
Mineral processing & beneficiation machinery (except parts sold separately).....	11	920704	12/03	294.687	294.687	295.453	302.007	302.007
Parts and attachments for mining machinery and equipment (sold separately).....	11	9253		346.070	346.070	346.070	350.729	350.729
Parts and attachments for mining machinery and equipment (sold separately).....	11	925303	12/03	249.277	249.277	249.277	252.633	252.633
Internal combustion engines.....	11	94		203.653	203.899	203.899	204.626	204.797
Diesel, semidiesel, and dual-fuel engines (except automotive).....	11	9407	12/82	231.483	231.483	231.483	231.483	231.483
Diesel, semidiesel, and dual-fuel engines (except automotive).....	11	940725	12/00	177.515	177.515	177.515	177.515	177.515
Diesel, semidiesel, and dual-fuel engines for automobiles, trucks, and buses.....	11	9408	12/82	172.875	172.875	172.875	172.875	172.875
Diesel, semidiesel, and dual-fuel engines for automobiles, trucks, and buses.....	11	940811	12/82	172.875	172.875	172.875	172.875	172.875
Parts & accessories for internal combustion engines, ex. aircraft & gasoline automotive engines.....	11	9413		253.266	253.266	253.266	253.310	253.316
Parts & accessories for internal combustion engines, ex. aircraft & gasoline automotive engines.....	11	941301		253.266	253.266	253.266	253.310	253.316
Machine shop products.....	11	95		223.964	224.202	224.268	224.774	226.457
Machine shop products.....	11	9505	06/84	202.892	203.108	203.168	203.626	205.151
Machine shop job work and job order repairs.....	11	950501	06/84	202.892	203.108	203.168	203.626	205.151
Turbines and turbine generator sets.....	11	97	06/87	277.108	278.040	279.210	280.804	282.678
Turbines and turbine generator sets (excluding parts).....	11	9701	06/87	277.108	278.040	279.210	280.804	282.678
Steam, gas, and other turbines and turbine generators.....	11	970103	06/11	114.405	114.874	115.270	116.072	116.714
Parts & accessories for turbines, turbine generators, and turbine generator sets.....	11	98	09/15	121.320	121.320	121.320	121.577	121.577
Parts & accessories for turbines, turbine generators, and turbine generator sets.....	11	9801	09/15	121.320	121.320	121.320	121.577	121.577
Parts & accessories for turbines, turbine generators, and turbine generator sets.....	11	980101	09/15	121.320	121.320	121.320	121.577	121.577
Furniture and household durables.....	12	—		219.940	220.505	220.687	220.696	221.434
Household furniture.....	12	1		271.545	272.819	273.276	273.423	273.515
Metal household furniture.....	12	11		209.386	208.951	208.951	208.780	209.904
Metal household furniture.....	12	1101		209.386	208.951	208.951	208.780	209.904
Metal household dining room and kitchen furniture.....	12	110102	06/84	264.692	261.509	261.509	260.261	268.490
Other metal household furniture.....	12	110104	06/84	184.897	184.897	184.897	184.897	184.897
Metal household furniture, beds, nonupholstered.....	12	1101041	12/11	126.647	126.647	126.647	126.647	126.647
Wood household furniture (nonupholstered).....	12	12		307.890	308.997	308.997	309.498	310.472
Wood household furniture (nonupholstered).....	12	1206	12/22	101.874	102.241	102.241	102.406	102.729
Wood living room furniture (nonupholstered).....	12	120602	12/04	166.485	168.992	168.992	168.992	170.037

See footnotes at end of table.

Table 9. Producer price indexes for commodity and service groupings and individual items, not seasonally adjusted — Continued
 [August 2024, Index base 1982=100, unless otherwise indicated]

Title	Commodity code		Other index base	Unadjusted index ¹				
	Group code	Item code		Apr. 2024	May 2024 ^P	June 2024 ^P	July 2024 ^P	Aug. 2024 ^P
Wood dining room, outdoor, and ready-to-assemble furniture (nonupholstered).....	12	120603	12/22	103.219	105.444	105.444	105.813	106.321
Wood bedroom furniture, including infants' and children's, (nonupholstered).....	12	120605	12/04	157.927	155.018	155.018	155.178	155.178
Upholstered household furniture.....	12	13		259.479	261.841	262.424	262.424	262.424
Upholstered household furniture.....	12	1301		259.479	261.841	262.424	262.424	262.424
Dual purpose sleep furniture, incl. convertible sofa.....	12	130123	06/83	219.878	223.544	223.544	223.544	223.544
Upholstered household furniture.....	12	130141	06/05	164.561	165.783	166.235	166.235	166.235
Upholstered household davenports, sofas, loveseats, and settees.....	12	1301411	12/11	142.437	143.185	143.641	143.641	143.641
Upholstered household sectional sofa pieces.....	12	1301412	12/11	135.047	136.455	136.468	136.468	136.468
Upholstered household rocking chairs, including swivel rockers.....	12	1301413	12/11	143.658	143.658	143.658	143.658	143.658
Other upholstered household furniture, including custom.....	12	1301415	12/11	162.413	162.716	163.860	163.860	163.860
Bedding.....	12	14		234.993	235.062	235.554	235.469	235.186
Bedding.....	12	1401		234.993	235.062	235.554	235.469	235.186
Innerspring mattresses, excluding crib size.....	12	140104	12/95	214.044	214.092	215.191	216.357	217.084
Mattress foundations.....	12	140107	12/11	137.103	137.649	136.955	136.096	136.012
Mattresses, other types, including crib, foam, waterbed mattresses and mattress inserts.....	12	140114	06/83	255.006	255.051	256.663	254.786	254.817
Sleep system ensembles and mattresses, excluding conventional waterbeds.....	12	140122	12/95	140.114	140.114	140.114	140.114	140.114
Mattress and foundation sets.....	12	140134	12/03	141.624	141.624	141.304	141.091	140.141
Metal porch, lawn, outdoor & casual furniture.....	12	15		365.067	365.067	365.067	371.376	371.376
Porch and lawn furniture.....	12	1501		365.067	365.067	365.067	371.376	371.376
Metal porch, lawn, outdoor & casual furniture.....	12	150112	06/84	363.108	363.108	363.108	369.383	369.383
Commercial furniture.....	12	2		315.876	316.892	317.667	317.523	317.562
Wood office furniture and store fixtures.....	12	21		304.118	306.665	308.187	310.087	310.248
Wood office furniture and store fixtures.....	12	2101		304.118	306.665	308.187	310.087	310.248
Wood office seating, including upholstered.....	12	210112	06/85	266.823	267.265	267.265	268.356	268.356
Wood office desks and extensions.....	12	210113	06/85	334.189	335.468	337.259	337.750	338.119
Wood office files, storage units, and tables.....	12	210114	06/85	302.171	302.774	302.774	304.523	304.523
Wood office furniture, other types (incl. panel/desk systems).....	12	210116	06/85	233.343	233.343	233.343	233.987	233.987
Fixtures for stores, banks and offices.....	12	210161	12/83	301.358	304.245	305.950	307.991	308.162
Custom architectural woodwork, millwork, and fixtures.....	12	2101611	06/08	151.872	153.739	154.283	155.316	155.316
Wood lockers, partitions, and shelving (except custom).....	12	2101612	06/08	153.327	153.673	155.944	156.896	155.285
Nonwood furniture and store fixtures.....	12	22		310.923	310.742	310.913	309.019	308.668
Nonwood commercial storage units, files, and tables.....	12	2202		314.001	310.466	315.285	317.504	318.928
Nonwood commercial storage units, files, and tables.....	12	220202	06/95	225.538	222.999	226.460	228.054	229.077
Nonwood commercial furniture.....	12	2203		319.350	319.666	317.360	319.611	319.103
Nonwood commercial desks and extensions.....	12	220321		400.799	400.976	400.704	401.410	401.093
Nonwood office seating.....	12	220325		245.611	245.610	245.610	245.628	245.628
Nonwood office furniture panel systems, and other nonwood office furniture.....	12	220326	06/95	230.123	230.561	227.247	230.416	229.718
Nonwood partitions and fixtures.....	12	2204	12/83	285.936	286.335	287.549	280.151	279.405
Storage racks and accessories, except wood.....	12	220407	12/83	244.217	244.217	244.217	242.136	242.136
Fixtures (bank, office, and store) except wood.....	12	220409	12/83	319.097	319.097	319.097	296.065	296.065
Public building furniture.....	12	23	12/84	326.492	327.666	327.666	327.794	327.832
Public building furniture.....	12	2301	12/84	326.492	327.666	327.666	327.794	327.832
School furniture (except stone and concrete), excluding library furniture.....	12	230101	12/84	384.256	384.256	384.256	384.256	384.256
Public building and related furniture, excluding school & restaurant furniture.....	12	230102	12/84	316.000	317.710	317.710	317.897	317.953
Commercial furniture and fixtures, n.e.c.....	12	24	12/85	288.873	288.279	289.233	288.309	290.031
Commercial furniture and fixtures, n.e.c.....	12	2401	12/85	288.873	288.279	289.233	288.309	290.031
Bar, bowling center, cafeteria, and restaurant furniture.....	12	240104	12/10	174.417	174.417	174.417	174.417	174.417
Other commercial and institutional furniture and fixtures, n.e.c.....	12	240108	12/10	167.602	167.098	167.907	167.123	168.585
Floor coverings.....	12	3		213.716	212.822	214.647	214.505	214.505
Carpets and rugs.....	12	31		207.378	206.363	208.433	208.272	208.272
Carpet and rugs.....	12	3101		210.577	209.547	211.649	211.486	211.486
Carpet and rugs.....	12	310101		210.577	209.547	211.649	211.486	211.486
Resilient floor coverings.....	12	32		265.492	265.492	265.492	265.492	265.492
Resilient floor coverings.....	12	3201		265.492	265.492	265.492	265.492	265.492
Resilient floor coverings.....	12	320170	12/11	119.377	119.377	119.377	119.377	119.377
Household appliances.....	12	4		150.026	149.963	149.197	149.201	151.544
Major appliances.....	12	41		144.800	144.715	143.878	143.891	146.575
Household cooking appliances.....	12	4101		158.777	158.903	157.300	157.067	160.893
Electric household ranges, ovens (including microwave), surface cooking units, and equipment.....	12	410105	12/02	156.821	158.204	152.650	154.321	154.608

See footnotes at end of table.

Table 9. Producer price indexes for commodity and service groupings and individual items, not seasonally adjusted — Continued
 [August 2024, Index base 1982=100, unless otherwise indicated]

Title	Commodity code		Other index base	Unadjusted index ¹				
	Group code	Item code		Apr. 2024	May 2024 ^P	June 2024 ^P	July 2024 ^P	Aug. 2024 ^P
Gas household ranges, ovens, surface cooking units and equipment. . .	12	410139	12/02	149.127	150.608	148.393	148.733	149.784
Other household ranges and cooking equipment, including outdoor equipment.	12	410169	12/02	196.919	193.725	197.842	194.356	206.856
Household refrigeration equipment.	12	4103		120.881	120.653	120.825	120.955	121.579
Household refrigerators, including refrigerator-freezer combinations. . . .	12	410329	12/02	130.359	130.072	130.159	130.206	131.179
Other major household appliances including room air-conditioners.	12	4104		176.132	177.014	177.412	177.021	181.694
Room air-conditioners.	12	410445		237.679	237.679	237.679	235.542	235.542
Household vacuum cleaners, including parts and attachments.	12	43		132.150	132.446	131.359	131.161	131.161
Household vacuum cleaners and other floor care machines (including parts and attachments).	12	4301		123.973	124.251	123.231	123.046	123.046
Household vacuum cleaners and other floor care machines (including parts and attachments).	12	430114	06/07	135.240	135.543	134.431	134.228	134.228
Electric housewares and fans.	12	44		145.802	145.810	145.810	145.810	145.809
Parts and attachments for small electric household appliances, including fan parts.	12	4403	12/82	200.517	200.517	200.517	200.517	200.517
Parts and attachments for small electric household appliances, including fan parts.	12	440311	12/82	200.517	200.517	200.517	200.517	200.517
Small electric household appliances, including fans.	12	4404	05/21	116.268	116.274	116.274	116.274	116.273
Small electric household appliances, including fans.	12	440401	05/21	116.268	116.274	116.274	116.274	116.273
Portable residential lighting fixtures, including parts and accessories.	12	45		296.679	296.688	296.687	296.680	296.697
Portable residential lighting fixtures, including parts and accessories. . . .	12	4501		296.679	296.688	296.687	296.680	296.697
Portable residential lighting fixtures, including parts and accessories. . . .	12	450135	06/98	199.961	199.967	199.966	199.962	199.973
Home electronic equipment.	12	5		63.582	63.301	63.301	63.301	63.301
Speakers and commercial sound equipment.	12	57	12/03	143.766	142.450	142.450	142.450	142.450
Speakers and commercial sound equipment.	12	5707	12/03	143.766	142.450	142.450	142.450	142.450
Speakers and commercial sound equipment.	12	570708	12/03	143.766	142.450	142.450	142.450	142.450
Other home electronic equipment.	12	58	06/04	114.837	114.837	114.837	114.837	114.837
Other home electronic equipment, including television receivers and automotive A/V equipment.	12	5803	01/17	119.037	119.037	119.037	119.037	119.037
All other consumer audio and video equipment, excluding TV receivers and automotive A/V equip.	12	580301	06/04	105.704	105.704	105.704	105.704	105.704
Other household durable goods.	12	6		245.621	247.520	247.567	247.745	247.584
Vitreous china, fine earthenware, and other pottery products.	12	61		328.166	328.166	328.166	328.368	328.602
Vitreous china, porcelain, and earthenware table and kitchenware and other pottery products.	12	6101		328.119	328.119	328.119	328.321	328.555
Vitreous china, porcelain, and earthenware (semivitreous) table and kitchenware.	12	610104	06/08	136.610	136.610	136.610	137.243	137.243
All other pottery products (including china decorated for the trade).	12	610105	06/08	164.126	164.126	164.126	164.126	164.261
Mirrors (decorated and undecorated).	12	65		218.557	223.245	223.060	224.238	225.385
Mirrors (decorated and undecorated), made from purchased glass.	12	6501		218.557	223.245	223.060	224.238	225.385
Mirrors (decorated and undecorated), made from purchased glass.	12	650104	12/04	140.785	143.805	143.686	144.445	145.183
Lawn/garden equipment.	12	66		183.005	183.243	183.243	182.868	182.850
Parts and attachments for consumer lawn, garden, and snow equipment.	12	6605	12/82	233.619	233.695	233.695	233.461	233.232
Parts and attachments for consumer lawn, garden, and snow equipment.	12	660503	06/03	157.847	157.898	157.898	157.740	157.585
Consumer lawn, garden, and snow equipment.	12	6607	05/18	122.077	122.249	122.249	121.985	121.985
Consumer lawn, garden, and snow equipment.	12	660701	05/18	122.077	122.249	122.249	121.985	121.985
Consumer riding lawn, garden, and snow equipment.	12	6607011	06/03	134.569	134.569	134.569	134.569	134.569
Consumer nonriding lawn, garden, and snow equipment.	12	6607012	06/03	133.465	133.849	133.849	133.258	133.258
Cutlery, flatware (except precious), razors and razor blades.	12	67		279.125	279.125	280.080	282.119	277.806
Cutlery, flatware (except precious), razors and razor blades.	12	6701		279.125	279.125	280.080	282.119	277.806
Cutlery, scissors, shears, trimmers, and snips.	12	670141	12/83	294.849	294.849	297.070	—	—
Metal kitchen utensil, pots, and pans.	12	68		312.427	312.427	312.427	312.427	312.427
Metal kitchen utensil, pots, and pans.	12	6801		312.427	312.427	312.427	312.427	312.427
Stamped and spun kitchen utensils, aluminum.	12	680101		291.971	291.971	291.971	291.971	—
Window shades, blinds, and accessories.	12	69	06/84	296.239	302.461	302.461	302.461	302.460
Window shades, blinds, and accessories.	12	6901	06/84	296.239	302.461	302.461	302.461	302.460
Window shades and window shade accessories and rollers.	12	690101	06/84	360.555	369.249	369.249	369.249	369.249
Other shades and blinds, including curtain and drapery fixtures, poles, & rods.	12	690103	06/84	224.853	228.714	228.714	228.714	228.714
Nonmetallic mineral products.	13	—		340.499	341.552	341.406	342.876	343.056
Glass.	13	1		185.025	185.438	184.513	185.235	185.895
Flat glass.	13	11		172.745	173.219	172.269	173.149	173.643
Specialty glass.	13	1107		209.596	209.883	208.921	209.653	209.653
Specialty glass.	13	110703	06/11	152.817	153.026	152.325	152.859	152.859

See footnotes at end of table.

Table 9. Producer price indexes for commodity and service groupings and individual items, not seasonally adjusted — Continued
 [August 2024, Index base 1982=100, unless otherwise indicated]

Title	Commodity code		Other index base	Unadjusted index ¹				
	Group code	Item code		Apr. 2024	May 2024 ^P	June 2024 ^P	July 2024 ^P	Aug. 2024 ^P
Other glass products, made by flat glass producers.....	13	1107034	06/11	163.882	163.882	163.882	167.391	167.391
Flat glass (float, sheet, and plate process).....	13	1108	12/22	93.092	93.822	92.996	94.022	95.269
Flat glass (float, sheet, and plate process).....	13	110811	12/22	93.092	93.822	92.996	94.022	95.269
Other finished glassware.....	13	13	06/83	203.007	203.072	202.432	202.339	203.588
Pressed and blown glassware.....	13	1301	06/83	206.235	206.302	205.652	205.556	206.826
Machine-made pressed & blown table, kitchen, art, & novelty glassware.....	13	130116	12/11	155.560	155.560	155.560	155.560	—
All other machine-made pressed and blown glassware.....	13	130117	12/11	129.074	129.167	128.258	128.131	128.984
Handmade pressed and blown glassware.....	13	130118	12/11	136.100	136.100	136.100	136.022	136.022
Concrete ingredients and related products.....	13	2		430.427	431.483	431.611	434.005	437.114
Construction sand, gravel, and crushed stone.....	13	21		487.973	489.005	489.514	492.985	497.918
Construction sand, gravel and crushed stone.....	13	2101		487.973	489.005	489.514	492.985	497.918
Construction sand and gravel (run of pit/bank, washed, screened, etc.)..	13	210120	12/11	182.000	183.894	183.416	184.791	185.118
Construction sand and gravel, Northeast.....	13	2101201	12/12	188.618	188.304	188.304	188.304	188.304
Construction sand and gravel, Midwest.....	13	2101202	12/12	203.626	206.081	205.591	205.489	205.489
Construction sand and gravel, West.....	13	2101204	12/12	188.930	192.380	191.454	195.074	195.919
Crushed and broken stone.....	13	210121		482.308	481.498	482.810	486.144	492.853
Crushed and broken limestone.....	13	2101212	12/11	190.065	190.210	190.257	190.763	193.679
Crushed and broken granite.....	13	2101213	12/11	168.276	166.115	168.645	169.617	173.308
Bituminous limestone, sandstone, & other crushed & broken stone. ...	13	2101219	12/11	165.585	165.585	165.585	169.728	169.728
Cement, hydraulic.....	13	22		353.163	354.344	353.757	354.281	354.156
Cement, hydraulic.....	13	2201		353.163	354.344	353.757	354.281	354.156
Cement, hydraulic.....	13	220161	06/89	345.644	346.800	346.225	346.739	346.616
Concrete products.....	13	3		384.502	384.505	383.601	384.658	384.608
Concrete block and brick.....	13	31		381.002	381.072	384.185	384.312	384.813
Structural concrete block.....	13	3111		402.957	403.027	410.950	410.950	412.735
Structural concrete block.....	13	311135	12/87	328.859	328.916	335.382	335.382	336.839
Structural concrete block, lightweight units (weighing less than 105 lb/cubic ft.) (dry weight).....	13	3111351	12/11	174.013	174.013	174.604	174.604	176.527
Structural concrete block, mediumweight units (weighing 105 - 124 lb/cubic ft.) (dry weight).....	13	3111352	12/11	184.574	184.753	185.464	185.464	185.464
Structural concrete block, normalweight units (weighing 125 lb or more/cubic ft.) (dry weight).....	13	3111353	12/11	172.088	172.088	179.313	179.313	179.313
Decorative concrete block.....	13	3121		333.219	333.219	336.944	337.476	337.476
Decorative concrete block (including screen, split, slump, shadowal block, etc.).....	13	312101		333.219	333.219	336.944	337.476	337.476
Concrete brick.....	13	3131		346.229	346.557	346.557	346.557	346.557
Concrete brick.....	13	313101		346.229	346.557	346.557	346.557	346.557
Concrete pavers.....	13	3141		318.017	318.017	318.017	318.017	318.017
Concrete pavers (including grid, interlocking, etc.).....	13	314101		318.017	318.017	318.017	318.017	318.017
Concrete pipe.....	13	32		368.615	369.294	369.886	369.886	369.886
Concrete pipe.....	13	3201		368.615	369.294	369.886	369.886	369.886
Concrete pipe.....	13	320108	12/86	321.887	322.479	322.997	322.997	322.997
Concrete storm sewer pipe.....	13	3201082	12/11	225.609	226.113	226.554	226.554	226.554
Concrete pipe, except concrete culvert and storm sewer pipe.....	13	3201083	12/11	169.858	169.858	169.858	169.858	169.858
Ready-mix concrete.....	13	33		383.503	384.181	382.036	383.709	383.062
Ready-mix concrete.....	13	3301		383.503	384.181	382.036	383.709	383.062
Ready-mix concrete.....	13	330101		383.503	384.181	382.036	383.709	383.062
Northeast region ready-mix concrete.....	13	330101A	12/12	174.458	174.458	167.620	170.710	170.710
Midwest region ready-mix concrete.....	13	330101B	12/12	181.586	181.787	179.178	178.012	176.790
South region ready-mix concrete.....	13	330101C	12/12	172.733	172.144	173.450	174.761	174.718
West region ready-mix concrete.....	13	330101D	12/12	177.418	179.507	178.510	179.145	179.131
Precast concrete products.....	13	34		394.108	392.905	393.706	393.535	394.840
Precast concrete products.....	13	3401		394.108	392.905	393.706	393.535	394.840
Precast concrete products.....	13	340106	12/86	347.686	346.625	347.332	347.180	348.332
Precast concrete slabs and tile, roof and floor units.....	13	3401061	12/11	168.709	168.128	168.499	174.307	178.161
Precast concrete architectural wall panels.....	13	3401062	12/11	190.107	184.356	184.356	184.421	184.421
Burial vaults and boxes, precast concrete.....	13	3401063	12/11	168.056	168.056	168.056	168.056	168.056
Precast concrete products (excl burial vaults and boxes, slabs and tile, and arch. wall panels).....	13	3401064	12/11	178.821	179.129	179.584	178.859	179.260
Prestressed concrete products.....	13	35		369.207	364.682	363.171	364.305	364.989
Prestressed concrete products.....	13	3501		369.207	364.682	363.171	364.305	364.989
Prestressed concrete products.....	13	350107	12/86	376.774	372.157	370.614	371.772	372.470
Prestressed concrete bridge beams and solid and hollow cored slabs and panels.....	13	3501071	12/07	243.654	240.374	238.425	239.888	240.770
Prestressed concrete bridge beams.....	13	35010711	12/07	203.102	202.813	201.150	202.863	203.896
Prestressed concrete solid and hollow cored slabs and panels.....	13	35010712	12/07	283.211	270.968	268.832	268.832	268.832

See footnotes at end of table.

Table 9. Producer price indexes for commodity and service groupings and individual items, not seasonally adjusted — Continued
 [August 2024, Index base 1982=100, unless otherwise indicated]

Title	Commodity code		Other index base	Unadjusted index ¹				
	Group code	Item code		Apr. 2024	May 2024 ^P	June 2024 ^P	July 2024 ^P	Aug. 2024 ^P
Prestressed concrete products (excl bridge beams and solid and hollow cored slabs and panels).....	13	3501072	12/07	142.970	141.399	141.399	141.399	141.399
Clay construction products ex. refractories.....	13	4		233.144	233.893	233.847	233.660	234.294
Brick and structural clay tile.....	13	42	12/84	264.001	264.819	265.565	265.746	265.766
Building or common brick.....	13	4201	12/84	260.612	261.429	262.175	262.356	262.356
Building or common brick.....	13	420101	12/84	260.612	261.429	262.175	262.356	262.356
Glazed brick and other brick (paving, floor, and sewer).....	13	4202	12/84	316.658	316.658	316.658	316.658	318.591
Glazed brick and other brick (paving, floor, and sewer).....	13	420201	12/84	316.658	316.658	316.658	316.658	318.591
Clay floor and wall tile, glazed and unglazed.....	13	44		136.032	136.548	136.040	135.681	136.519
Clay floor and wall tile, glazed and unglazed (including quarry tile and ceramic mosaic tile).....	13	4401		136.032	136.548	136.040	135.681	136.519
Clay floor and wall tile, glazed and unglazed (including quarry tile and ceramic mosaic tile).....	13	440131		136.033	136.549	136.041	135.682	136.520
Structural clay products, n.e.c.....	13	45		371.295	371.295	371.295	371.295	371.295
Structural clay products, n.e.c.....	13	4501		371.295	371.295	371.295	371.295	371.295
All other structural clay products, excluding clay refractories.....	13	450199	12/85	320.443	320.443	320.443	320.443	320.443
Refractories.....	13	5		351.366	351.171	353.220	352.892	352.545
Clay refractories.....	13	52		394.635	394.635	397.238	397.238	397.238
Clay refractories.....	13	5201		394.635	394.635	397.238	397.238	397.238
Clay refractories.....	13	520181	12/04	221.657	221.657	223.119	223.119	223.119
Nonclay refractories.....	13	53		317.648	316.983	318.157	317.038	315.849
Nonclay refractories (excluding dead-burned magnesia).....	13	5301		317.648	316.983	318.157	317.038	315.849
Nonclay refractories (excluding dead-burned magnesia).....	13	530112	12/04	208.359	207.923	208.693	207.959	207.179
Asphalt felts and coatings.....	13	6		334.484	342.142	340.712	341.836	338.325
Prepared asphalt and tar roofing and siding products.....	13	61		342.543	351.859	349.495	350.875	346.603
Prepared asphalt and tar roofing and siding products.....	13	6101		342.543	351.859	349.495	350.875	346.603
Prepared asphalt and tar roofing and siding products.....	13	610131	12/03	311.516	319.989	317.838	319.093	315.209
Asphalt smooth-surfaced roll roofing and cap sheets, organic and fiberglass base.....	13	6101311	12/12	154.626	153.636	154.190	154.190	154.190
Asphalt mineral-surfaced roll roofing and cap sheets, organic and fiberglass base.....	13	6101312	12/11	174.722	175.342	175.443	175.443	175.443
Other prepared asphalt and tar products for roofing and siding.....	13	6101317	12/11	129.304	129.279	129.547	130.536	129.323
Roofing asphalts, pitches, coatings, and cement.....	13	62		256.774	256.774	259.265	259.215	259.215
Roofing asphalts, pitches, coatings, and cement.....	13	6201		256.774	256.774	259.265	259.215	259.215
Roofing asphalts, pitches, coatings, and cement.....	13	620121	06/84	243.221	243.221	245.580	245.533	245.533
Gypsum products.....	13	7		468.649	476.982	476.982	477.304	477.304
Gypsum products.....	13	71		468.649	476.982	476.982	477.304	477.304
Gypsum products.....	13	7101		468.649	476.982	476.982	477.304	477.304
Gypsum building materials.....	13	710102	12/93	360.671	366.491	366.491	366.787	366.787
Other gypsum products.....	13	710116	12/99	245.245	251.700	251.700	251.700	251.700
Glass containers.....	13	8		282.674	283.224	283.502	294.471	293.902
Glass containers.....	13	81		282.674	283.224	283.502	294.471	293.902
Glass containers (including value of packaging).....	13	8101		282.674	283.224	283.502	294.471	293.902
Glass containers (including value of packaging).....	13	810104	06/95	216.195	216.615	216.828	225.217	224.782
Other nonmetallic minerals.....	13	9		326.375	326.384	327.547	328.531	328.240
Insulation materials.....	13	92		278.030	279.649	284.035	284.169	284.103
Mineral wool for thermal and acoustical envelope insulation.....	13	9201		266.866	268.892	276.603	276.005	275.334
Mineral wool for thermal and acoustical envelope insulation.....	13	920105	06/07	203.347	204.890	210.766	210.310	209.798
Mineral wool for industrial, equipment, and appliance insulation.....	13	9202		248.445	249.275	248.609	249.680	250.417
Mineral wool for industrial, equipment, and appliance insulation.....	13	920201		248.445	249.275	248.609	249.680	250.417
Paving mixtures and blocks.....	13	94		401.704	397.219	399.520	402.686	402.311
Paving mixtures and blocks.....	13	9401		401.704	397.219	399.520	402.686	402.311
Paving mixtures and blocks.....	13	940113	12/03	283.405	280.241	281.864	284.098	283.833
Emulsified asphalt, including liquid additives.....	13	940113A	12/09	159.465	160.196	161.405	162.499	163.092
Other liquid asphalt and tar paving materials, including cut-backs.....	13	940113B	12/09	189.996	184.787	187.528	187.969	187.982
Asphalt and tar paving mixtures (excluding liquid).....	13	940113C	12/09	144.939	140.343	140.741	142.238	141.203
Cut stone and stone products.....	13	95	12/84	241.034	241.034	241.034	241.034	241.034
Cut stone and stone products.....	13	9501	12/84	241.034	241.034	241.034	241.034	241.034
Dressed dimension granite (including gneiss, syenite, diorite, and cut granite).....	13	950111	12/84	238.179	238.179	238.179	238.179	238.179
Dressed dimension limestone (including dolomite, travertine, calcareous, tufa, & cut limestone).....	13	950121	12/84	219.458	219.458	219.458	219.458	219.458
Dressed dimension marble and other stone.....	13	950151	12/04	159.695	159.695	159.695	159.695	159.695
Gaskets, packing, and sealing devices.....	13	98	12/85	247.523	250.847	250.853	251.568	252.007

See footnotes at end of table.

Table 9. Producer price indexes for commodity and service groupings and individual items, not seasonally adjusted — Continued
 [August 2024, Index base 1982=100, unless otherwise indicated]

Title	Commodity code		Other index base	Unadjusted index ¹				
	Group code	Item code		Apr. 2024	May 2024 ^P	June 2024 ^P	July 2024 ^P	Aug. 2024 ^P
Gaskets and gasketing material.....	13	9801	12/85	268.831	274.886	274.896	276.081	276.881
Nonmetallic gaskets and gasketing.....	13	980111	12/90	241.290	241.401	241.418	243.315	244.595
Metallic gaskets and machined seals.....	13	980112	12/90	211.689	222.417	222.417	222.417	222.417
Packing and sealing.....	13	9802	12/85	234.458	234.458	234.458	234.610	234.610
Molded packing and sealing devices.....	13	980212	12/90	199.812	199.812	199.812	200.094	200.094
Rotary oil seals.....	13	980214	12/90	193.749	193.749	193.749	193.749	193.749
Nonmetallic minerals and products, n.e.c.....	13	99	06/82	311.868	313.439	312.437	312.180	311.217
Clay and stone mining and quarrying.....	13	9902	06/84	324.141	323.166	321.364	320.902	319.170
Ground or treated minerals and earths.....	13	990209	06/85	309.937	311.185	309.568	307.685	305.459
Treated lightweight aggregate and crushed slag, minerals and earths.....	13	9902094	12/14	161.653	162.584	161.738	162.240	160.882
Other minerals and earths, treated.....	13	9902096	12/14	91.656	91.671	91.039	89.465	88.704
Dimension stone mining and quarrying.....	13	990211	06/85	360.320	360.320	360.320	360.320	360.320
Clay, excluding kaolin and ball clay.....	13	990214	06/90	241.171	240.110	238.804	242.391	241.995
Bentonite.....	13	990214C	12/07	161.008	162.317	162.698	164.126	164.126
All other nonmetallic minerals, including talc and gypsum.....	13	990299	06/85	386.391	372.463	368.045	368.918	367.109
All other nonmetallic mineral products.....	13	9903	12/85	243.333	247.239	247.239	247.239	247.239
Other nonmetallic mineral products.....	13	990319	12/11	115.639	118.371	118.371	118.371	118.371
Transportation equipment.....	14	—		206.606	206.536	206.643	207.002	207.232
Motor vehicles and equipment.....	14	1		170.635	170.429	170.431	170.719	170.847
Motor vehicles.....	14	11		172.262	171.937	171.782	171.945	172.119
Passenger cars and chassis.....	14	1101		138.315	138.277	138.335	138.266	138.315
Passenger cars and chassis.....	14	110131	06/82	138.032	137.995	138.052	137.983	138.032
Motorcycles, including three-wheel motorbikes, motorscooters, mopeds, and parts.....	14	1104		208.215	208.215	208.215	208.696	208.696
Motorcycles, including three-wheel motorbikes, motorscooters, mopeds, and parts.....	14	110401		224.258	224.258	224.258	224.776	224.776
Trucks, truck tractors, & bus chassis 14,000 lb or less, incl. minivans & suvs.....	14	1105		201.350	200.811	200.542	200.804	201.065
Trucks, truck tractors, & bus chassis 14,000 lb or less, incl. minivans & suvs.....	14	110571	12/82	193.729	193.210	192.952	193.204	193.455
Trucks, over 14,000 lbs GVW.....	14	1106		249.980	250.277	250.301	250.387	250.406
Trucks, over 14,000 lbs GVW.....	14	110684	12/05	150.906	151.085	151.100	151.151	151.163
Truck, truck tractors, and bus chassis (chassis of own manufacture) 14,001 to 33,000 lbs.....	14	1106841	06/11	121.282	121.395	121.395	121.513	121.513
Buses, including military and firefighting vehicles (chassis of own manufacture).....	14	1106843	06/11	148.020	148.217	148.239	148.239	148.256
Motor vehicles parts.....	14	12		142.291	142.245	142.399	142.637	142.739
Motor vehicles parts.....	14	1205	12/03	127.508	127.467	127.605	127.818	127.910
Gasoline engines and engine parts, excl. carburetors, pistons, and valves.....	14	120501	12/03	133.284	133.241	133.185	132.920	132.993
Motor vehicle steering and suspension parts.....	14	120502	12/03	111.922	111.496	111.478	112.132	112.132
Motor vehicle transmission and power train.....	14	120503	12/03	124.560	124.521	124.778	124.960	124.895
Motor vehicle drive train components, except wheels and brakes, new.....	14	1205031	12/11	114.900	114.862	115.112	115.289	115.225
Motor vehicle transmissions except auxiliary and parts, new.....	14	12050310	06/12	116.219	116.219	116.908	116.371	116.349
Parts for manual and automatic transmissions, new.....	14	12050313	12/11	125.255	125.276	125.294	125.290	125.284
Other motor vehicle drive train components, except wheels and brakes, new.....	14	12050315	12/11	104.635	104.455	104.455	104.319	104.085
Motor vehicle drive train components, rebuilt.....	14	1205033	12/11	140.019	140.019	140.031	140.030	140.030
Motor vehicle brake systems.....	14	120504	12/03	147.974	148.494	148.629	147.493	147.156
Motor vehicle brake parts and assemblies, new.....	14	1205041	12/11	134.871	135.589	135.724	134.686	134.378
Motor vehicle drum brake assemblies and parts, new.....	14	1205041A	12/11	165.982	166.941	167.182	—	—
Other motor vehicle brake parts and assemblies, new.....	14	1205041B	12/11	121.579	122.596	122.758	122.337	121.696
Motor vehicle disc brake assemblies and parts, new.....	14	1205041C	12/11	138.522	138.522	138.522	136.984	136.984
Filters for internal combustion engines and motor vehicles.....	14	120505	12/03	163.166	163.712	—	—	—
Other motor vehicle parts.....	14	120508	12/03	118.321	118.469	118.462	119.353	119.364
Vehicle seating and interior trim.....	14	120511	06/04	115.050	114.401	114.485	114.728	114.613
Automobile trimmings.....	14	1205111	06/09	93.274	92.053	92.053	92.481	92.481
Seats for public conveyance and aircraft.....	14	1205113	06/09	120.471	120.592	120.806	120.792	120.388
Carburetors, pistons, piston rings, and valves.....	14	120513		219.056	219.064	222.994	222.994	222.994
Motor vehicle electrical and electronic equipment.....	14	120514		143.898	143.903	143.960	143.953	144.528
Vehicular lighting equipment.....	14	1205141		156.179	156.179	156.314	156.049	158.995
Other motor vehicle electrical and electronic equipment.....	14	1205142		146.033	146.039	146.079	146.137	146.137
Battery charging alternators, generators, and regulators.....	14	12051422	06/00	109.203	109.257	109.639	110.143	110.143
Parts for electrical and electronic engine equipment.....	14	12051424	06/00	104.582	104.582	104.582	104.582	104.582
All other miscellaneous non-engine electrical and electronic equipment.....	14	12051425	12/03	120.029	120.029	120.012	120.012	120.012
All other miscellaneous complete engine electrical equipment, including spark plugs.....	14	12051426	06/00	116.797	116.797	116.797	116.797	116.797

See footnotes at end of table.

Table 9. Producer price indexes for commodity and service groupings and individual items, not seasonally adjusted — Continued
 [August 2024, Index base 1982=100, unless otherwise indicated]

Title	Commodity code		Other index base	Unadjusted index ¹				
	Group code	Item code		Apr. 2024	May 2024 ^P	June 2024 ^P	July 2024 ^P	Aug. 2024 ^P
Truck and bus bodies.....	14	13	12/82	348.076	347.133	347.210	351.900	351.981
Truck and bus bodies sold separately.....	14	1301	12/82	356.819	355.314	355.288	361.471	361.471
Other truck and vehicle bodies, sold separately.....	14	13015	12/08	156.592	155.671	155.707	159.495	159.495
Dump truck bodies, sold separately.....	14	130151	12/08	183.501	183.501	183.675	—	—
All other truck and vehicle bodies, sold separately.....	14	130152	12/08	154.180	152.821	152.821	156.320	156.320
Service truck bodies, sold separately.....	14	130153	09/15	143.149	143.055	143.063	147.864	147.864
Complete vehicles on purchased chassis.....	14	1302	12/82	331.279	331.762	332.107	333.040	333.330
Buses and firefighting vehicles, complete, produced on purchased chassis.....	14	13027	12/08	129.343	129.636	129.929	129.929	130.164
Buses and firefighting vehicles, complete, produced on purchased chassis.....	14	130275	12/08	129.343	129.636	129.929	129.929	130.164
Other trucks and vehicles, complete, produced on purchased chassis, except upfitting trucks.....	14	130294	09/15	149.745	150.086	150.204	151.711	151.827
Truck trailers.....	14	14		326.333	326.178	325.932	327.200	326.570
Truck trailers.....	14	1406	12/86	316.355	316.204	315.966	317.195	316.585
Truck trailers and chassis, axle rating 10,000 lb or more.....	14	140602	12/86	306.866	306.706	306.453	307.760	307.111
Truck trailers and chassis, axle rating less than 10,000 lb.....	14	140603	12/11	214.161	214.161	214.161	214.161	214.161
Motor homes, built on purchased chassis.....	14	15	06/84	218.283	218.283	218.283	218.283	218.283
Motor homes, built on purchased chassis.....	14	1501	06/84	218.283	218.283	218.283	218.283	218.283
Motor homes, built on purchased chassis.....	14	150101	06/84	218.283	218.283	218.283	218.283	218.283
Travel trailers and campers.....	14	16	06/84	299.142	298.759	299.036	298.434	298.520
Travel trailers.....	14	1601	06/84	285.419	284.969	285.295	284.586	284.688
Travel trailers.....	14	160101	06/84	285.419	284.969	285.295	284.586	284.688
Conventional travel trailers.....	14	1601016	12/11	169.971	169.766	169.857	169.073	169.073
Camping trailers, campers, pick-up covers, and parts.....	14	1602	06/84	342.412	342.412	342.412	342.412	342.412
Camping trailers, campers, pick-up covers, and parts.....	14	160201	06/84	342.412	342.412	342.412	342.412	342.412
Other parts and components, excluding appliances and furnishings.....	14	1602013	12/11	200.368	200.368	200.368	200.368	200.368
Truck campers, caps, box covers, and fold-down camping trailers.....	14	1602014	06/14	146.909	146.909	146.909	146.909	146.909
Aircraft and aircraft equipment.....	14	2		317.409	317.855	318.344	319.025	319.698
Aircraft.....	14	21		354.436	355.066	355.401	356.115	356.799
Civilian aircraft.....	14	2102	12/85	340.291	341.145	341.601	342.449	343.377
Civilian aircraft.....	14	210206	12/03	184.254	184.717	184.963	185.423	185.925
Military aircraft.....	14	2104	06/13	112.014	112.014	—	—	—
Military aircraft.....	14	210401	06/13	112.014	112.014	—	—	—
Aircraft engine and engine parts.....	14	23	12/85	259.631	260.029	260.587	261.038	261.646
Aircraft engine and engine parts.....	14	2301	12/85	259.631	260.029	260.587	261.038	261.646
Aircraft engine and engine parts.....	14	230101	12/85	259.631	260.029	260.587	261.038	261.646
Aeronautical services on aircraft engines.....	14	2301015	12/11	165.447	165.447	165.447	165.447	167.261
Aircraft engine parts and accessories.....	14	2301017	12/11	123.103	123.563	123.828	124.133	124.339
Parts and accessories for military aircraft engines.....	14	23010175	12/11	127.210	128.596	128.596	128.972	129.629
Parts and accessories for civilian aircraft engines.....	14	23010177	12/11	123.222	123.260	123.653	123.929	123.929
Other aircraft parts and equipment.....	14	25	06/85	213.780	213.791	214.426	215.060	215.605
Other aircraft parts and equipment.....	14	2501	06/85	213.780	213.791	214.426	215.060	215.605
Aircraft propellers and helicopter rotors.....	14	250102	06/08	163.324	163.324	163.400	163.692	163.692
Aircraft parts and auxiliary equipment.....	14	250103	06/08	128.223	128.230	128.637	129.032	129.384
Aircraft landing gear for civilian and military aircraft.....	14	2501032	06/08	196.688	196.927	196.927	196.927	196.927
Other aircraft subassemblies and parts for military aircraft.....	14	2501033	06/08	128.386	128.386	128.491	128.603	128.603
Other aircraft subassemblies and parts for civilian aircraft.....	14	2501034	06/08	118.787	118.787	119.244	119.374	119.771
Ships and boats.....	14	3		311.143	311.681	312.519	314.431	314.156
Ships.....	14	31	12/85	253.909	254.316	254.967	255.288	255.288
Military self-propelled ships, new construction.....	14	3102	06/96	150.386	150.669	150.828	151.052	151.052
Military self-propelled ships, new construction.....	14	310201	06/96	150.386	150.669	150.828	151.052	151.052
Nonmilitary self-propelled ships, new construction.....	14	3103	06/96	278.281	278.281	281.400	281.400	281.400
Nonmilitary self-propelled ships, new construction.....	14	310301	12/85	424.743	424.743	429.504	429.504	429.504
Boats.....	14	32		359.136	359.814	360.841	365.315	364.587
Outboard motorboats, including commercial and military (except sailboats and lifeboats).....	14	3201		410.322	411.248	411.917	417.567	416.515
Outboard motorboats, wood or metal, incl. comm. and military (exc. sailboats and lifeboats).....	14	320107	06/11	176.422	176.577	176.733	177.245	173.659
Outboard motorboats, plastics/fiberglass, incl. comm. and mil. (exc. sailboats and lifeboats).....	14	320108	06/11	173.634	174.153	174.505	177.901	179.100
Inboard motorboats, including commercial and military (except sailboats and lifeboats).....	14	3202		371.225	371.225	371.225	380.013	380.118
Inboard cabin cruisers, including commercial and military (except sailboats and lifeboats).....	14	320206	12/03	191.583	191.583	191.583	195.027	195.102
Other inboard motorboats, including commercial and military (except sailboats and lifeboats).....	14	320207	06/11	156.092	156.092	156.092	162.114	162.114

See footnotes at end of table.

Table 9. Producer price indexes for commodity and service groupings and individual items, not seasonally adjusted — Continued
 [August 2024, Index base 1982=100, unless otherwise indicated]

Title	Commodity code		Other index base	Unadjusted index ¹				
	Group code	Item code		Apr. 2024	May 2024 ^P	June 2024 ^P	July 2024 ^P	Aug. 2024 ^P
Inboard-outdrive boats, including commercial and military (except sailboats and lifeboats).....	14	3203		290.671	290.953	296.038	296.038	296.038
All other inboard-outdrive boats, incl. comm. and military (except sailboats and lifeboats).....	14	320310	12/03	166.306	166.478	168.600	168.600	168.600
All other boats (excluding military and commercial).....	14	3204		294.739	294.743	294.750	294.756	294.771
All other boats (excluding military and commercial).....	14	320406	12/03	166.950	166.952	166.955	166.959	166.968
Railroad equipment.....	14	4		216.684	217.120	217.120	214.697	215.714
Railroad cars and locomotives.....	14	44	05/22	101.389	101.678	101.678	100.038	100.038
Railroad cars and locomotives.....	14	4401	05/22	101.389	101.678	101.678	100.038	100.038
Railroad cars.....	14	440102	12/01	173.239	174.456	174.456	167.558	167.558
Railway maintenance of way equipment and parts.....	14	45	05/22	108.025	108.025	108.025	108.104	109.821
Railway maintenance of way equipment and parts.....	14	4501		216.719	216.719	216.719	216.876	220.321
Air brake and other brake equipment.....	14	450101	12/03	105.615	105.615	105.615	105.615	105.862
Railway maintenance of way & all other railroad and streetcar equipment, parts and accessories.....	14	450102	12/03	—	—	—	165.444	169.025
Transportation equipment, n.e.c.....	14	9	06/85	201.644	201.575	201.550	201.554	201.488
Transportation equipment, n.e.c.....	14	91	06/85	201.644	201.575	201.550	201.554	201.488
Other transportation equipment, incl. golf carts, vehicle trailers, and all-terrain vehicles.....	14	9111	06/85	201.644	201.575	201.550	201.554	201.488
Automobile and light truck trailers.....	14	911104	12/92	261.990	261.990	262.137	262.137	262.137
All other miscellaneous transportation equipment, including all-terrain vehicles.....	14	911105	06/85	158.747	158.748	158.667	158.672	158.587
All-terrain vehicles and parts.....	14	9111051	06/08	116.968	116.969	116.968	117.008	116.953
All other miscellaneous transportation equipment and parts.....	14	9111052	06/08	118.949	118.949	118.857	118.843	118.775
Miscellaneous products.....	15	—		353.997	358.441	357.811	358.852	361.340
Toys, sporting goods, small arms, etc.....	15	1		220.928	221.028	220.903	221.512	221.593
Toys, games, and children's vehicles.....	15	11		181.049	181.049	181.049	181.049	181.743
Toys, games, and children's vehicles.....	15	1101		181.049	181.049	181.049	181.049	181.743
Nonelectronic games and puzzles (excl. toys), and electronic toys (incl. parts).....	15	110152	06/85	148.512	148.512	148.512	148.512	148.512
Nonelectronic games and puzzles, including parts.....	15	1101521	12/07	118.500	118.500	118.500	118.500	118.500
Other nonelectronic toys, including parts.....	15	110154	06/85	205.391	205.391	205.391	205.391	205.391
Models, science & craft kits/supply, & collectors' miniatures.....	15	110155	06/85	284.802	284.802	284.802	284.802	284.802
Sporting and athletic goods.....	15	12		222.184	222.350	222.149	222.077	221.983
Sporting and athletic goods.....	15	1201		222.184	222.350	222.149	222.077	221.983
Golf equipment, excluding apparel and shoes.....	15	120127	12/85	215.623	215.973	215.286	215.016	214.725
Bicycles, adult tricycles, unicycles and parts.....	15	120182	12/84	160.786	161.312	161.532	161.772	161.772
Playground equipment.....	15	120185	12/98	396.173	396.173	396.173	396.173	396.173
Gymnasium and exercise equipment.....	15	120192	12/98	153.251	153.251	153.251	153.219	153.219
Other sporting and athletic goods.....	15	120193	12/85	179.892	179.892	179.892	179.892	179.892
Small arms and ammunition.....	15	13		318.132	318.132	318.117	320.989	321.352
Small arms.....	15	1301		256.881	256.881	256.881	256.881	256.881
Single barrel shotguns, other small firearms n.e.c., and parts & attachments for small arms.....	15	130128	06/13	107.028	107.028	107.028	107.028	107.028
Small arms ammunition.....	15	1302		436.261	436.261	436.205	446.928	448.285
Small arms cartridges and shells.....	15	130281	06/02	302.662	302.662	302.612	310.648	311.846
Other ammunition products.....	15	130282	12/22	104.814	104.814	104.814	106.634	106.634
Tobacco products, incl. stemmed & redried.....	15	2		1,347.592	1,388.727	1,388.727	1,388.884	1,417.548
Cigarettes, excluding electronic.....	15	21		1,714.848	1,771.492	1,771.492	1,771.492	1,812.284
Cigarettes, excluding electronic.....	15	2101		1,714.848	1,771.492	1,771.492	1,771.492	1,812.284
Cigarettes, excluding electronic.....	15	210105	12/04	329.569	340.455	340.455	340.455	348.295
Stemmed and redried tobacco.....	15	24	06/84	110.926	110.907	110.907	111.035	110.807
Stemmed and redried tobacco.....	15	2402	06/84	109.465	109.447	109.447	109.573	109.348
Stemmed and redried tobacco.....	15	240208	06/99	120.031	120.011	120.011	120.150	119.903
Tobacco, unstemmed leaf, redried before packing.....	15	2402081	12/11	114.011	113.977	113.977	114.210	114.199
Tobacco, stemmed.....	15	2402084	12/11	102.273	102.273	102.273	102.273	101.805
Other tobacco products.....	15	25	12/05	225.113	229.311	229.311	229.477	231.289
Other tobacco products.....	15	2501	12/05	225.113	229.311	229.311	229.477	231.289
Other tobacco products.....	15	250101	12/05	225.113	229.311	229.311	229.477	231.289
Cigars.....	15	2501011	12/11	133.666	138.122	138.122	138.122	138.122
Chewing and smoking tobacco.....	15	2501014	12/11	198.336	201.470	201.470	201.659	203.708
Notions.....	15	3		269.855	269.855	269.855	269.855	269.855
Fasteners, zippers, buttons, needles, pins, and buckles.....	15	32		276.202	276.202	276.202	276.202	276.202
Fasteners, zippers, buttons, needles, pins, and buckles.....	15	3201		276.202	276.202	276.202	276.202	276.202

See footnotes at end of table.

Table 9. Producer price indexes for commodity and service groupings and individual items, not seasonally adjusted — Continued
 [August 2024, Index base 1982=100, unless otherwise indicated]

Title	Commodity code		Other index base	Unadjusted index ¹				
	Group code	Item code		Apr. 2024	May 2024 ^P	June 2024 ^P	July 2024 ^P	Aug. 2024 ^P
Fasteners, zippers, buttons, needles, pins, and buckles (except precious metal).....	15	320100		276.202	276.202	276.202	276.202	276.202
Photographic equipment and supplies.....	15	4		173.911	177.007	165.558	170.882	169.607
Photographic supplies.....	15	42		203.749	208.434	191.105	199.164	197.234
Photographic supplies.....	15	4206	12/83	200.118	204.720	187.699	195.615	193.718
Photographic supplies.....	15	420601	12/83	200.118	204.720	187.699	195.615	193.718
Prepared photographic chemicals.....	15	4206011	12/07	103.852	103.852	103.852	103.852	103.852
Photographic sensitized film, plates, paper, & cloth.....	15	4206012	12/07	190.934	196.945	174.714	185.053	182.576
Photographic sensitized film, plates, paper, & cloth, silver-halide-type (excl X-ray).....	15	42060121	12/07	188.682	195.912	169.804	181.890	178.995
Photographic sensitized film, plates, paper & cloth, other than silver-halide-type (incl X-ray).....	15	42060122	12/07	169.041	168.046	168.629	168.629	168.629
Mobile homes.....	15	5		482.036	483.830	483.361	483.361	481.765
Manufactured homes (mobile homes), all sizes (incl. multisection).....	15	53		494.440	496.281	495.800	495.800	494.163
Manufactured mobile homes and nonresidential mobile buildings.....	15	5303	12/86	463.163	464.887	464.437	464.437	462.903
Manufactured homes (mobile homes), all width sizes (incl. multisection).....	15	530301	12/86	463.163	464.887	464.437	464.437	462.903
Medical, surgical & personal aid devices.....	15	6		204.398	204.937	205.106	205.014	204.728
Surgical and medical instruments.....	15	62	06/82	154.221	154.683	154.824	154.909	154.446
Surgical and medical instruments.....	15	6201	06/82	154.221	154.683	154.824	154.909	154.446
Surgical and medical instruments.....	15	620103	06/05	114.224	114.566	114.671	114.734	114.391
Surgical and medical catheters.....	15	6201031	12/11	94.139	94.793	94.730	95.876	96.189
Orthopedic and surgical instruments.....	15	6201033	06/12	119.193	119.169	119.171	119.171	119.171
Other surgical and medical apparatus and instruments, excluding parts.....	15	6201037	06/12	106.606	107.341	107.647	107.426	106.380
Parts for surgical and medical apparatus and instruments.....	15	6201038	06/12	115.276	115.248	115.244	115.244	115.244
Medical and surgical appliances and supplies.....	15	63	06/83	235.388	236.104	236.239	235.754	235.767
Medical and surgical appliances and supplies.....	15	6301	06/83	235.388	236.104	236.239	235.754	235.767
Medical and surgical appliances and supplies.....	15	630104	12/03	130.137	130.533	130.608	130.340	130.347
Artificial joints and limbs.....	15	6301041	12/11	105.059	106.047	105.902	105.468	105.468
Other orthopedic and prosthetic appliances.....	15	6301042	12/11	99.688	99.587	99.562	99.452	99.955
All other surgical and medical items.....	15	6301044	12/11	127.027	127.340	127.470	127.238	127.163
Ophthalmic goods.....	15	64	12/83	182.218	182.218	182.218	182.218	182.218
Ophthalmic goods.....	15	6401	12/83	182.218	182.218	182.218	182.218	182.218
Ophthalmic fronts, temples, and focal and contact lenses.....	15	640107	12/11	—	—	131.479	131.479	131.479
Other ophthalmic goods and prescription ground eyeglass lenses.....	15	640108	12/11	—	—	130.858	130.858	130.858
Dental equipment and supplies.....	15	65	06/85	425.094	425.387	426.505	426.677	427.204
Dental equipment and supplies.....	15	6501	06/85	425.094	425.387	426.505	426.677	427.204
Dental equipment and supplies.....	15	650107	12/05	217.370	217.520	218.091	218.179	218.449
Professional dental equipment and supplies.....	15	6501071	12/07	158.000	158.076	158.423	158.445	158.514
Professional dental equipment.....	15	65010713	12/07	164.122	164.149	164.670	164.672	164.730
Professional dental supplies.....	15	65010714	01/23	106.405	106.542	106.512	106.561	106.629
Other industrial safety equipment.....	15	7		340.233	341.966	342.551	345.502	347.460
Personal safety equipment and clothing.....	15	71		340.233	341.965	342.551	345.502	347.460
Personal safety equipment and clothing.....	15	7108	06/04	159.362	160.174	160.448	161.830	162.747
Personal safety equipment and clothing.....	15	710802	06/04	159.362	160.174	160.448	161.830	162.747
Other miscellaneous products.....	15	9		258.687	261.347	261.546	263.511	265.415
Burial caskets.....	15	91		513.009	513.009	513.009	513.009	513.009
Burial caskets.....	15	9101		513.009	513.009	513.009	513.009	513.009
Burial caskets.....	15	910109	12/04	235.097	235.097	235.097	235.097	235.097
Metal burial caskets & coffins, completely lined & trimmed, adult sizes.....	15	9101091	12/11	161.217	161.217	—	—	—
Wood burial caskets & coffins, completely lined & trimmed, adult sizes.....	15	9101093	12/11	—	—	170.617	170.617	170.617
Other burial caskets & coffins, including burial boxes and vaults (except concrete and stone).....	15	9101095	12/11	—	—	159.734	159.734	—
Musical instruments.....	15	93		293.207	295.282	296.335	296.335	296.674
Musical instruments.....	15	9301		293.207	295.282	296.335	296.335	296.674
Nonelectronic pianos, organs, and nonelectronic piano and organ parts, excluding benches.....	15	930113	12/09	168.150	177.728	177.728	—	—
Other musical instruments and parts.....	15	930117	06/85	273.555	273.555	274.677	274.677	275.038
Other nonelectronic musical instruments.....	15	9301172	12/09	144.232	144.232	144.232	144.232	144.232
Other musical instrument parts & accessories, sold separately, excl. benches & instrument cases.....	15	9301173	12/09	144.071	144.071	144.071	144.071	—
Jewelry and jewelry products.....	15	94		278.026	279.388	277.952	281.603	281.775
Jewelry (gold and platinum) and silverware.....	15	9402		308.196	311.361	306.880	310.057	310.927

See footnotes at end of table.

Table 9. Producer price indexes for commodity and service groupings and individual items, not seasonally adjusted — Continued
 [August 2024, Index base 1982=100, unless otherwise indicated]

Title	Commodity code		Other index base	Unadjusted index ¹				
	Group code	Item code		Apr. 2024	May 2024 ^P	June 2024 ^P	July 2024 ^P	Aug. 2024 ^P
Jewelry, gold and platinum.....	15	940222	12/11	130.500	131.840	129.942	131.288	131.656
Costume jewelry and novelties.....	15	9404		241.799	239.206	243.921	243.921	243.921
Costume jewelry and novelties.....	15	940415	12/03	166.288	164.505	167.747	167.747	167.747
All other jewelry and personal goods (excluding costume).....	15	9407	06/07	162.139	162.931	162.867	163.840	162.696
All other jewelry and personal goods (excluding costume).....	15	940714	06/07	162.139	162.931	162.867	163.840	162.696
Jewelers' material and lapidary work.....	15	9408	12/08	182.155	182.618	181.720	194.045	194.584
Pens, pencils, and marking devices.....	15	95		228.831	228.831	228.831	228.831	232.032
Pens, markers, mechanical pencils, and associated parts.....	15	9502	12/85	222.623	222.623	222.623	222.623	222.623
Pens, markers, mechanical pencils, and associated parts.....	15	950210	12/85	222.623	222.623	222.623	222.623	222.623
Lead pencils, art goods, office supplies and small office equipment, excluding paper.....	15	9503	12/85	215.688	215.688	215.688	215.688	221.393
Lead pencils, art goods, office supplies and small office equipment, excluding paper.....	15	950307	12/85	215.688	215.688	215.688	215.688	221.393
Marking devices.....	15	9504	12/85	196.846	196.846	196.846	196.846	196.846
Marking devices.....	15	950406	12/05	138.017	138.017	138.017	138.017	138.017
Brooms and brushes.....	15	97		232.468	232.468	232.574	236.955	236.955
Brooms, brushes and mops.....	15	9705	12/85	222.548	222.548	222.649	226.844	226.844
Brooms, mops, and dusters.....	15	970501	12/85	259.793	259.793	259.793	259.793	259.793
Brooms.....	15	9705011	12/11	147.239	147.239	147.239	147.239	147.239
Mops and dusters, including refills.....	15	9705012	12/11	131.770	131.770	131.770	131.770	131.770
Paint and varnish brushes and rollers.....	15	970502	12/85	189.245	189.245	189.245	189.245	189.245
Paint and varnish brushes.....	15	9705021	12/11	127.594	127.594	127.594	127.594	127.594
Paint holders, pads, roller frames, and rollers.....	15	9705022	12/11	112.404	112.404	112.404	112.404	112.404
Other brushes, excl. paint and varnish brushes.....	15	970503	12/85	229.907	229.907	230.091	237.756	237.756
Brushes, other than personal.....	15	9705032	12/11	146.004	146.004	146.194	154.050	154.050
Miscellaneous products, n.e.c.....	15	9A	12/85	261.086	264.874	265.495	267.285	270.043
Candles.....	15	9A01	12/85	206.455	206.455	206.455	206.455	206.455
Candles.....	15	9A0101	12/85	206.455	206.455	206.455	206.455	206.455
Signs and advertising displays.....	15	9A04	12/85	247.045	251.655	250.805	251.473	255.455
Non-electric signs and displays.....	15	9A0402	12/85	297.528	300.535	298.752	300.153	302.664
All other miscellaneous fabricated products and recyclable materials.....	15	9A09	12/85	295.794	298.763	302.659	307.267	308.103
Other miscellaneous fabricated products.....	15	9A0901	12/85	305.219	308.541	309.109	318.055	318.990
Reproduction of audio and video media and software.....	15	9D	12/03	128.229	128.824	128.824	128.824	128.824
Reproduction of audio and video media and software.....	15	9D01	12/03	128.229	128.824	128.824	128.824	128.824
Services²								
Transportation services.....	30	—	06/09	161.717	160.409	161.436	162.167	161.699
Transportation of freight and mail.....	30	1	06/09	165.636	165.796	165.425	167.023	167.769
Rail transportation of freight and mail.....	30	11	12/08	153.370	153.631	153.561	154.456	154.355
Rail transportation of freight and mail.....	30	1101	12/08	153.370	153.631	153.561	154.456	154.355
Rail transportation of freight and mail.....	30	110101	12/08	153.370	153.631	153.561	154.456	154.355
Truck transportation of freight.....	30	12	06/09	150.812	150.966	150.538	152.935	152.740
Local motor carrying.....	30	1201	06/09	136.537	136.107	135.646	135.750	135.848
Local motor carrying.....	30	120101	06/09	136.537	136.107	135.646	135.750	135.848
Long-distance motor carrying.....	30	1202	06/09	156.083	156.469	156.055	159.356	159.046
Long-distance motor carrying.....	30	120201	06/09	156.083	156.469	156.055	159.356	159.046
Water transportation of freight.....	30	13	06/09	169.121	168.059	167.107	167.905	167.992
Deep sea water transportation of freight.....	30	1301	12/08	154.377	148.831	146.829	147.099	146.862
Deep sea water transportation of freight.....	30	130101	12/08	154.377	148.831	146.829	147.099	146.862
Coastal and intercoastal water transportation of freight.....	30	1302	12/08	144.221	147.479	147.611	147.799	147.897
Coastal and intercoastal water transportation of freight.....	30	130201	12/08	144.221	147.479	147.611	147.799	147.897
Great Lakes-St Lawrence Seaway water transportation of freight.....	30	1303	12/08	151.143	150.413	149.479	149.965	149.995
Great lakes-St Lawrence Seaway water transportation of freight.....	30	130301	12/08	151.143	150.413	149.479	149.965	149.995
Inland waterways transportation of freight.....	30	1304	12/08	124.530	125.164	124.922	126.601	127.036
Inland waterways transportation of freight.....	30	130401	12/08	124.530	125.164	124.922	126.601	127.036
Air transportation of freight.....	30	14	12/08	122.004	121.471	122.223	121.107	120.755
Air transportation of freight.....	30	1401	12/08	122.004	121.471	122.223	121.107	120.755
Air transportation of freight, domestic.....	30	140102	01/16	114.304	114.321	114.876	113.452	112.755
Air transportation of freight, international.....	30	140103	01/16	99.826	98.639	99.470	99.109	99.356
Courier, messenger, and U.S. postal services.....	30	16	06/09	193.590	193.906	193.437	193.810	197.371
U.S. Postal Service.....	30	1601	06/89	301.311	301.311	301.311	301.311	319.573
Mailing services (market dominant services).....	30	160107	12/12	151.214	151.214	151.214	151.214	162.522
First class mail.....	30	1601071	06/89	267.691	267.691	267.691	267.691	287.674
Periodicals mail.....	30	1601072	06/89	363.276	363.276	363.276	363.276	397.812
Standard class mail.....	30	1601073	06/89	348.606	348.606	348.606	348.606	374.413
Package services mail.....	30	1601074	06/89	336.790	336.790	336.790	336.790	364.916

See footnotes at end of table.

Table 9. Producer price indexes for commodity and service groupings and individual items, not seasonally adjusted — Continued
 [August 2024, Index base 1982=100, unless otherwise indicated]

Title	Commodity code		Other index base	Unadjusted index ¹				
	Group code	Item code		Apr. 2024	May 2024 ^P	June 2024 ^P	July 2024 ^P	Aug. 2024 ^P
Special services and fees.....	30	1601075	06/89	360.852	360.852	360.852	360.852	385.364
Shipping services (competitive services).....	30	160108	12/12	178.782	178.782	178.782	178.782	183.321
Courier and messenger services, except air.....	30	1602	04/09	213.203	214.016	213.900	213.667	213.667
Courier and messenger services, except air.....	30	160201	04/09	213.203	214.016	213.900	213.667	213.667
Air mail and package delivery services, excluding by USPS.....	30	1603	04/09	248.193	248.244	246.025	248.426	246.234
Air mail and package delivery services, excluding by USPS.....	30	160301	04/09	248.193	248.244	246.025	248.426	246.234
Pipeline transportation.....	30	17	05/22	107.533	107.618	107.618	108.389	108.279
Pipeline transportation of petroleum products.....	30	1701	12/08	198.514	198.807	198.807	201.850	202.337
Pipeline transportation of crude petroleum.....	30	170101	12/08	211.670	212.270	212.270	215.787	216.086
Pipeline transportation of refined petroleum products.....	30	170102	12/08	183.867	183.867	183.867	186.429	187.086
Pipeline transportation of natural gas.....	30	1702	05/22	101.081	101.106	101.106	101.157	100.766
Pipeline transportation of natural gas.....	30	170201	05/22	101.081	101.106	101.106	101.157	100.766
Transportation of passengers (partial).....	30	2	06/09	148.353	141.500	147.802	145.274	140.230
Rail transportation of passengers.....	30	21	12/08	133.552	133.552	133.552	133.552	133.552
Rail transportation of passengers.....	30	2101	12/08	133.552	133.552	133.552	133.552	133.552
Rail transportation of passengers.....	30	210101	12/08	133.552	133.552	133.552	133.552	133.552
Airline passenger services.....	30	22	12/08	136.855	130.464	136.342	133.984	129.280
Airline passenger services.....	30	2201	12/08	136.855	130.464	136.342	133.984	129.280
Airline passenger services, domestic.....	30	220101	12/08	143.922	139.223	140.242	137.663	135.380
Airline passenger services, international.....	30	220102	12/08	116.439	106.248	123.381	121.609	111.344
Services related to transportation activities.....	31	—	06/09	134.630	139.766	139.882	140.244	137.799
Services related to water transportation.....	31	1	06/09	144.785	145.205	145.101	145.607	146.733
Towing, tugging, docking, and related services.....	31	11	03/09	152.128	152.841	152.546	153.396	153.823
Towing, tugging, docking and related services.....	31	1101	03/09	152.128	152.841	152.546	153.396	153.823
Towing, tugging, docking and related services.....	31	110101	03/09	152.128	152.841	152.546	153.396	153.823
Operation of port waterfront terminals.....	31	12	12/08	170.644	170.666	170.654	171.945	171.945
Operation of port waterfront terminals.....	31	1201	12/08	170.644	170.666	170.654	171.945	171.945
Operation of port waterfront terminals.....	31	120101	12/08	170.644	170.666	170.654	171.945	171.945
Marine cargo handling.....	31	13	12/08	134.142	134.495	134.495	134.495	136.543
Marine cargo handling.....	31	1301	12/08	134.142	134.495	134.495	134.495	136.543
Marine cargo handling.....	31	130101	12/08	134.142	134.495	134.495	134.495	136.543
Services related to air transportation.....	31	2	04/09	144.660	147.129	149.348	151.874	152.279
Other airport operations, excluding aircraft maintenance and repair.....	31	21	04/09	144.660	147.129	149.348	151.874	152.279
Other airport operations, excluding aircraft maintenance and repair.....	31	2101	04/09	144.660	147.129	149.348	151.874	152.279
Other airport operations, excluding aircraft maintenance and repair.....	31	210101	04/09	144.660	147.129	149.348	151.874	152.279
Other services related to transportation activities (partial).....	31	3	06/09	127.931	135.444	134.802	134.280	129.713
Arrangement of freight and cargo.....	31	31	12/08	133.725	146.372	145.235	144.310	144.634
Arrangement of freight and cargo.....	31	3101	12/08	133.725	146.372	145.235	144.310	144.634
Arrangement of freight and cargo.....	31	310101	12/08	133.725	146.372	145.235	144.310	144.634
Freight forwarding.....	31	32	12/08	109.343	110.125	110.125	110.125	100.227
Freight forwarding.....	31	3201	12/08	109.343	110.125	110.125	110.125	100.227
Freight forwarding.....	31	320101	12/08	109.343	110.125	110.125	110.125	100.227
Warehousing, storage, and related services.....	32	—	12/08	144.968	143.976	140.159	140.960	139.156
Warehousing, storage, and related services.....	32	1	12/08	144.968	143.976	140.159	140.960	139.156
Warehousing, storage, and related services.....	32	11	12/08	144.968	143.976	140.159	140.960	139.156
Warehousing, storage, and related services.....	32	1101	12/08	144.968	143.976	140.159	140.960	139.156
Warehousing, storage, and related services.....	32	110101	12/08	144.968	143.976	140.159	140.960	139.156
Publishing sales, excluding software.....	33	—	06/09	148.888	149.285	150.242	150.808	150.647
Book, periodical, and newspaper publishing sales and subscriptions.....	33	1	06/09	158.196	158.822	160.284	160.520	160.157
Sales of books.....	33	11		512.995	517.165	516.940	518.362	515.930
Sales of textbooks.....	33	1101		819.687	817.272	818.645	817.366	821.951
Sales of textbooks.....	33	110101	06/88	523.493	521.951	522.827	522.010	524.939
Sales of technical, scientific, and professional books.....	33	1102		882.008	882.231	882.392	882.658	882.658
Sales of technical, scientific, and professional books.....	33	110201	06/88	688.870	689.044	689.169	689.377	689.377
Sales of religious books.....	33	1103		228.971	237.492	234.578	234.378	235.084
Sales of religious books.....	33	110301	06/88	173.780	180.246	178.035	177.883	178.419
Sales of general adult and juvenile books.....	33	1104		216.675	222.397	221.950	225.461	220.993
Sales of general adult and juvenile books.....	33	110402		216.675	222.397	221.950	225.461	220.993
Sales of general adult books.....	33	1104021	12/22	104.461	107.409	105.969	106.987	105.540
Sales of juvenile books.....	33	1104022	12/22	106.595	109.150	110.611	113.264	110.096
Sales of general reference books.....	33	1105		200.232	200.863	201.375	198.136	196.987
Sales of general reference books.....	33	110501	06/88	170.457	170.994	171.430	168.673	167.695

See footnotes at end of table.

Table 9. Producer price indexes for commodity and service groupings and individual items, not seasonally adjusted — Continued
 [August 2024, Index base 1982=100, unless otherwise indicated]

Title	Commodity code		Other index base	Unadjusted index ¹				
	Group code	Item code		Apr. 2024	May 2024 ^P	June 2024 ^P	July 2024 ^P	Aug. 2024 ^P
Sales and subscriptions of periodicals and newspapers.....	33	12	06/09	151.965	151.975	154.751	154.797	154.795
Sales and subscriptions of periodicals.....	33	1201	06/07	111.027	111.027	111.027	111.083	111.083
Sales and subscriptions of periodicals.....	33	120101	06/07	111.027	111.027	111.027	111.083	111.083
Newspaper subscription and single copy sales.....	33	1202		615.314	615.384	634.274	634.368	634.357
Newspaper subscription and single copy sales.....	33	120205		615.314	615.384	634.274	634.368	634.357
Newspaper subscriptions, print and online bundled.....	33	1202051	09/15	214.207	214.486	214.749	215.126	215.078
Newspaper subscriptions, print only.....	33	1202052	09/15	184.092	184.092	190.265	190.265	190.265
Greeting card publishing sales.....	33	3	12/85	240.137	240.137	240.216	241.042	241.141
Greeting card publishing sales.....	33	31	12/85	240.137	240.137	240.216	241.042	241.141
Greeting card publishing sales.....	33	3101	12/85	240.137	240.137	240.216	241.042	241.141
Greeting card publishing sales.....	33	310101	12/85	240.137	240.137	240.216	241.042	241.141
Calendars, yearbooks, and other miscellaneous publishing sales.....	33	4	12/89	222.926	223.500	221.435	221.050	220.321
Calendars, yearbooks, and other miscellaneous publishing sales.....	33	41	12/89	222.926	223.500	221.435	221.050	220.321
Calendars, yearbooks, and other miscellaneous publishing sales.....	33	4101	12/89	222.926	223.500	221.435	221.050	220.321
Calendars, yearbooks, and other miscellaneous publishing sales.....	33	410101	12/89	222.926	223.500	221.435	221.050	220.321
Directory, mailing list, and related compilations publishing sales.....	33	6	12/22	112.251	112.101	112.350	113.854	114.244
Directory, mailing list, and related compilations publishing sales.....	33	61	12/22	112.251	112.101	112.350	113.854	114.244
Directory, mailing list, and related compilations publishing sales.....	33	6101	12/22	112.251	112.101	112.350	113.854	114.244
Directory, mailing list, and related compilations publishing sales.....	33	610101	12/22	112.251	112.101	112.350	113.854	114.244
Software publishing.....	34	—	06/09	100.308	100.987	100.720	100.496	100.894
System software publishing.....	34	1	05/22	107.376	107.264	106.589	107.980	107.094
System software publishing.....	34	11	05/22	107.376	107.264	106.589	107.980	107.094
System software publishing.....	34	1101	05/22	107.376	107.264	106.589	107.980	107.094
System software publishing.....	34	110101	05/22	107.376	107.264	106.589	107.980	107.094
Application software publishing.....	34	2	06/09	110.223	111.898	112.036	109.981	111.874
Application software publishing.....	34	21	06/09	110.223	111.898	112.036	109.981	111.874
Desktop and portable device application software publishing.....	34	2101	12/08	106.830	105.805	108.069	104.325	101.357
Desktop and portable device application software publishing.....	34	210101	12/08	106.830	105.805	108.069	104.325	101.357
Application software publishing, cross-industry, vertical market, utilities, and other.....	34	2103	12/08	116.844	124.437	123.658	122.006	126.367
Application software publishing, cross-industry, vertical market, utilities, and other.....	34	210301	12/08	116.844	124.437	123.658	122.006	126.367
Application software publishing, game software.....	34	2104	12/13	103.641	95.202	93.842	93.732	98.180
Application software publishing, game software.....	34	210401	12/13	103.641	95.202	93.842	93.732	98.180
Network compensation from broadcast and cable television and radio.....	35	—	06/09	159.674	159.674	160.489	160.489	160.489
Affiliate agreements, programming sales, and retransmission fees for cable and broadcast tv.....	35	1	06/09	160.535	160.535	161.614	161.614	161.614
Affiliate agreements, programming sales, and retransmission fees for cable and broadcast tv.....	35	11	06/09	160.535	160.535	161.614	161.614	161.614
Affiliate agreements, programming sales, and retransmission fees for cable and broadcast tv.....	35	1101	12/08	163.514	163.514	164.612	164.612	164.612
Affiliate agreements, programming sales, and retransmission fees for cable and broadcast tv.....	35	110101	12/08	163.514	163.514	164.612	164.612	164.612
Affiliate agreements, programming sales, and retransmission fees for radio.....	35	2	06/09	159.747	159.747	159.747	159.747	159.747
Affiliate agreements, programming sales, and retransmission fees for radio.....	35	21	06/09	159.747	159.747	159.747	159.747	159.747
Affiliate agreements, programming sales, and network compensation for radio.....	35	2101	12/08	159.478	159.478	159.478	159.478	159.478
Affiliate agreements, programming sales, and network compensation for radio.....	35	210101	12/08	159.478	159.478	159.478	159.478	159.478
Advertising space and time sales.....	36	—	06/09	102.169	102.358	101.824	101.445	100.307
Advertising space sales in periodicals, newspapers, directories, and mailing lists.....	36	1	06/09	102.894	102.445	102.445	102.452	100.665
Advertising space sales in periodicals and newspapers.....	36	11	06/09	102.258	101.734	101.734	101.734	99.650
Advertising space sales in periodicals.....	36	1101		472.885	467.520	467.520	467.520	467.520
Advertising space sales in newspapers.....	36	1102		346.781	347.818	347.818	347.818	331.533
Advertising space sales in newspapers, print only.....	36	110203	09/15	83.136	83.385	83.385	83.385	79.481
Advertising space sales in directories and mailing lists.....	36	12	12/08	110.789	110.789	110.789	110.836	110.836
Print advertising space sales in directories and mailing lists.....	36	1201	12/08	110.789	110.789	110.789	110.836	110.836
Print advertising space sales in directories and mailing lists.....	36	120101	12/08	110.789	110.789	110.789	110.836	110.836
Television advertising time sales.....	36	2	06/09	81.447	81.301	79.740	78.305	74.601
Television advertising time sales.....	36	21	06/09	81.447	81.301	79.740	78.305	74.601
Broadcast and network television advertising time sales.....	36	2101	12/08	76.575	73.844	75.165	72.467	73.774
Broadcast and network television advertising time sales.....	36	210101	12/08	76.575	73.844	75.165	72.467	73.774

See footnotes at end of table.

Table 9. Producer price indexes for commodity and service groupings and individual items, not seasonally adjusted — Continued

[August 2024, Index base 1982=100, unless otherwise indicated]

Title	Commodity code		Other index base	Unadjusted index ¹				
	Group code	Item code		Apr. 2024	May 2024 ^P	June 2024 ^P	July 2024 ^P	Aug. 2024 ^P
Cable network advertising time sales.....	36	2102	12/08	73.511	75.940	71.483	71.286	62.532
Cable network advertising time sales.....	36	210201	12/08	73.511	75.940	71.483	71.286	62.532
Local cable system advertising time sales.....	36	2103	12/08	88.970	88.970	88.970	88.970	88.970
Local cable system advertising time sales.....	36	210301	12/08	88.970	88.970	88.970	88.970	88.970
Radio advertising time sales.....	36	3	03/09	89.044	93.705	92.200	83.746	85.158
Radio advertising time sales.....	36	31	03/09	89.044	93.705	92.200	83.746	85.158
Radio advertising time sales.....	36	3101	03/09	89.044	93.705	92.200	83.746	85.158
Radio advertising time sales.....	36	310101	03/09	89.044	93.705	92.200	83.746	85.158
Internet advertising sales.....	36	6	12/22	116.042	116.054	116.048	116.980	116.995
Internet advertising sales.....	36	61	12/22	116.042	116.054	116.048	116.980	116.995
Internet advertising sales.....	36	6101	12/22	116.042	116.054	116.048	116.980	116.995
Internet advertising sales.....	36	610101	12/22	116.042	116.054	116.048	116.980	116.995
Telecommunication, cable, and internet user services.....	37	—	06/09	115.047	115.594	115.542	115.668	115.767
Wired telephone services.....	37	1	06/09	127.707	128.913	128.832	129.194	129.332
Residential wired telephone services.....	37	11	06/09	164.936	165.898	165.504	165.348	165.528
Local residential wired telephone service.....	37	1101	12/08	163.329	163.327	162.796	162.768	162.961
Local residential wired telephone service.....	37	110101	12/08	163.329	163.327	162.796	162.768	162.961
Long distance residential wired telephone service.....	37	1102	03/09	168.476	170.981	170.539	170.147	170.299
Long distance residential wired telephone service.....	37	110201	03/09	168.476	170.981	170.539	170.147	170.299
All-distance residential wired telephone service.....	37	1103	12/11	159.801	161.895	167.481	167.865	168.159
All-distance residential wired telephone service.....	37	110301	12/11	159.801	161.895	167.481	167.865	168.159
Business wired telephone services.....	37	12	06/09	108.008	109.157	109.079	109.861	110.074
Local business wired telephone service.....	37	1201	12/08	131.325	131.132	129.867	130.763	129.914
Local business wired telephone service.....	37	120101	12/08	131.325	131.132	129.867	130.763	129.914
Long distance business wired telephone and other toll service.....	37	1202	04/09	97.675	100.066	101.798	104.432	103.285
Long distance business wired telephone and other toll service.....	37	120201	04/09	104.808	107.373	109.232	112.059	110.828
Private line wired telephone service.....	37	1204	12/11	106.885	107.958	107.316	107.001	108.483
Private line wired telephone service.....	37	120401	12/11	106.885	107.958	107.316	107.001	108.483
All-distance business wired telephone service (partial).....	37	1205	05/22	101.746	101.047	101.632	101.345	101.503
All-distance business wired telephone service.....	37	120501	05/22	101.746	101.047	101.632	101.345	101.503
Other telephone services.....	37	13	12/08	105.758	107.446	108.038	107.550	107.236
Other wired telephone services.....	37	1301	12/08	105.758	107.446	108.038	107.550	107.236
Other wired telephone services.....	37	130104	12/08	105.075	106.753	107.340	106.856	106.544
Wireless telecommunication services.....	37	2	06/09	66.604	67.389	67.392	67.386	67.386
Cellular phone and other wireless telecommunication services.....	37	21	03/09	65.068	65.835	65.838	65.833	65.833
Cellular phone and other wireless telecommunication services.....	37	2101	03/09	65.068	65.835	65.838	65.833	65.833
Cellular phone and other wireless telecommunication services.....	37	210101	03/09	65.068	65.835	65.838	65.833	65.833
Cable and satellite subscriber services.....	37	3	12/08	175.096	175.584	176.519	173.017	169.918
Cable and satellite subscriber services.....	37	31	12/08	175.096	175.584	176.519	173.017	169.918
Cable and satellite subscriber services.....	37	3101	12/08	175.096	175.584	176.519	173.017	169.918
Cable and satellite subscriber services.....	37	310101	12/08	175.096	175.584	176.519	173.017	169.918
Internet access services.....	37	4	03/09	92.100	92.236	92.184	93.367	94.756
Internet access services.....	37	41	03/09	92.100	92.236	92.184	93.367	94.756
Residential Internet access services.....	37	4102	12/11	90.151	90.266	90.078	91.516	92.978
Residential Internet access services.....	37	410201	12/11	90.151	90.266	90.078	91.516	92.978
Business Internet access services.....	37	4103	12/11	98.642	98.839	99.158	99.662	100.869
Business Internet access services.....	37	410301	12/11	98.642	98.839	99.158	99.662	100.869
Bundled wired telecommunications access services.....	37	5	12/11	134.592	133.877	133.431	134.271	134.900
Bundled wired telecommunications access services.....	37	51	12/11	134.592	133.877	133.431	134.271	134.900
Bundled wired telecommunications access services.....	37	5101	12/11	134.592	133.877	133.431	134.271	134.900
Bundled wired telecommunications access services.....	37	510101	12/11	134.592	133.877	133.431	134.271	134.900
Data processing and related services.....	38	—	06/09	107.523	107.994	107.495	107.748	107.630
Data processing and related services.....	38	1	06/09	107.523	107.994	107.495	107.748	107.630
Data processing and related services.....	38	11	06/09	107.523	107.994	107.495	107.748	107.630
Hosting, ASP and other IT infrastructure provisioning services.....	38	1101	12/08	113.701	114.456	113.628	114.060	113.865
Hosting, ASP and other IT infrastructure provisioning services.....	38	110101	12/08	113.701	114.456	113.628	114.060	113.865
Business process management services (partial).....	38	1102	12/08	96.924	97.004	97.004	97.004	97.004
Business process management services (partial).....	38	110201	12/08	96.924	97.004	97.004	97.004	97.004
Data management, information transformation and other services.....	38	1103	12/08	99.593	99.593	99.593	99.554	99.554
Data management, information transformation and other services.....	38	110301	12/08	99.593	99.593	99.593	99.554	99.554
Credit intermediation services (partial).....	39	—	06/09	125.737	123.488	124.681	121.941	125.647

See footnotes at end of table.

Table 9. Producer price indexes for commodity and service groupings and individual items, not seasonally adjusted — Continued
 [August 2024, Index base 1982=100, unless otherwise indicated]

Title	Commodity code		Other index base	Unadjusted index ¹				
	Group code	Item code		Apr. 2024	May 2024 ^P	June 2024 ^P	July 2024 ^P	Aug. 2024 ^P
Loan services (partial).....	39	1	06/09	209.851	203.760	202.467	195.288	204.902
Business loans (partial).....	39	11	04/09	399.368	385.301	393.589	377.477	393.881
Business loans (partial).....	39	1101	04/09	399.368	385.301	393.589	377.477	393.881
Business loans (partial).....	39	110101	04/09	399.368	385.301	393.589	377.477	393.881
Consumer loans (partial).....	39	12	06/09	138.704	136.900	125.085	123.022	131.365
Residential real estate loans (partial).....	39	1201	04/09	168.597	167.488	148.568	146.741	157.451
Residential real estate loans, except home equity (partial).....	39	120101	04/09	145.251	147.627	122.854	122.212	130.640
Home equity loans (partial).....	39	120102	04/09	426.046	402.907	406.816	396.506	428.452
Vehicle loans (partial).....	39	1202	04/09	60.994	57.822	59.481	56.520	60.895
Vehicle loans (partial).....	39	120201	04/09	60.994	57.822	59.481	56.520	60.895
Credit cards, overdraft credit, and related plans (partial).....	39	1203	04/09	207.213	200.839	208.228	204.538	209.128
Credit cards, overdraft credit, and related plans (partial).....	39	120301	04/09	207.213	200.839	208.228	204.538	209.128
Other loans and loan services (partial).....	39	13	04/09	108.597	105.873	107.605	102.747	107.113
Other loans and loan services (partial).....	39	1301	04/09	108.597	105.873	107.605	102.747	107.113
Other loans and loan services (partial).....	39	130101	04/09	108.597	105.873	107.605	102.747	107.113
Deposit services (partial).....	39	2	04/09	78.137	78.452	82.134	82.415	82.246
Deposit services (partial).....	39	21	04/09	78.137	78.452	82.134	82.415	82.246
Deposit services (partial).....	39	2101	04/09	78.137	78.452	82.134	82.415	82.246
Deposit services (partial).....	39	210101	04/09	78.137	78.452	82.134	82.415	82.246
Other credit intermediation services, including trust services (partial).....	39	3	04/09	95.604	96.365	96.381	96.446	95.303
Other credit intermediation services, including trust services (partial).....	39	31	04/09	95.604	96.365	96.381	96.446	95.303
Other credit intermediation services, including trust services (partial).....	39	3101	04/09	95.604	96.365	96.381	96.446	95.303
Other credit intermediation services, including trust services (partial).....	39	310101	04/09	95.604	96.365	96.381	96.446	95.303
Investment services.....	40	—	06/09	243.919	242.625	245.896	250.067	250.996
Securities brokerage, dealing, investment advice, and related services.....	40	1	06/09	226.947	226.432	229.856	234.022	234.947
Securities brokerage, dealing, investment advice, and related services.....	40	11	06/09	226.947	226.432	229.856	234.022	234.947
Securities brokerage, dealing, and investment advice.....	40	1101	12/08	111.673	111.193	113.686	116.340	116.742
Securities brokerage, dealing, and investment advice.....	40	110101	12/08	111.673	111.193	113.686	116.340	116.742
Securities brokerage and dealing related services (partial).....	40	1102	12/08	774.887	776.063	777.289	783.696	787.548
Securities brokerage and dealing related services.....	40	110201	12/08	774.887	776.063	777.289	783.696	787.548
Portfolio management.....	40	2	12/08	288.055	283.840	287.183	292.854	292.796
Portfolio management.....	40	21	12/08	288.055	283.840	287.183	292.854	292.796
Portfolio management.....	40	2101	12/08	288.055	283.840	287.183	292.854	292.796
Portfolio management.....	40	210101	12/08	288.055	283.840	287.183	292.854	292.796
Investment banking.....	40	3	12/08	268.055	272.168	275.497	275.968	280.645
Investment banking.....	40	31	12/08	268.055	272.168	275.497	275.968	280.645
Investment banking.....	40	3101	12/08	268.055	272.168	275.497	275.968	280.645
Investment banking.....	40	310101	12/08	268.055	272.168	275.497	275.968	280.645
Insurance and annuities.....	41	—	06/09	135.274	136.038	136.174	136.321	136.696
Insurance.....	41	1	06/09	138.237	139.069	139.212	139.372	139.775
Insurance.....	41	11	06/09	138.237	139.069	139.212	139.372	139.775
Life insurance.....	41	1101	03/09	105.828	106.138	106.140	106.188	106.638
Life insurance.....	41	110101	03/09	105.828	106.138	106.140	106.188	106.638
Disability insurance, including accidental death.....	41	1102	03/09	101.440	101.440	101.440	101.440	101.440
Disability insurance, including accidental death.....	41	110201	03/09	101.440	101.440	101.440	101.440	101.440
Health and medical insurance.....	41	1103	03/09	154.886	154.931	154.849	154.887	155.525
Health and medical insurance.....	41	110301	03/09	154.886	154.931	154.849	154.887	155.525
Property and casualty insurance.....	41	1104	03/09	142.285	143.822	144.160	144.447	144.716
Property and casualty insurance.....	41	110401	03/09	142.285	143.822	144.160	144.447	144.716
Annuities.....	41	2	03/09	117.247	117.061	117.106	117.056	117.058
Annuities.....	41	21	03/09	117.247	117.061	117.106	117.056	117.058
Annuities.....	41	2101	03/09	117.247	117.061	117.106	117.056	117.058
Annuities.....	41	210101	03/09	117.247	117.061	117.106	117.056	117.058
Commissions and fees from sales and administration of insurance policies (partial).....	42	—	06/09	112.072	112.121	112.121	112.949	112.949
Commissions from sales of insurance.....	42	1	06/09	112.072	112.121	112.121	112.949	112.949
Commissions from sales of insurance.....	42	11	06/09	112.072	112.121	112.121	112.949	112.949
Commissions from sales of life insurance and annuities.....	42	1101	06/09	107.028	107.028	107.028	111.673	111.673
Commissions from sales of life insurance and annuities.....	42	110101	06/09	107.028	107.028	107.028	111.673	111.673
Commissions from sales of health and medical insurance.....	42	1102	06/09	110.815	110.815	110.815	112.028	112.028
Commissions from sales of health and medical insurance.....	42	110201	06/09	110.815	110.815	110.815	112.028	112.028

See footnotes at end of table.

Table 9. Producer price indexes for commodity and service groupings and individual items, not seasonally adjusted — Continued

[August 2024, Index base 1982=100, unless otherwise indicated]

Title	Commodity code		Other index base	Unadjusted index ¹				
	Group code	Item code		Apr. 2024	May 2024 ^P	June 2024 ^P	July 2024 ^P	Aug. 2024 ^P
Commissions from sales of property and casualty insurance.....	42	1103	06/09	115.803	115.881	115.881	116.071	116.071
Commissions from sales of property and casualty insurance.....	42	110301	06/09	115.803	115.881	115.881	116.071	116.071
Commissions from sales of other insurance.....	42	1104	06/09	100.786	100.786	100.786	100.786	100.786
Commissions from sales of other insurance.....	42	110401	06/09	100.786	100.786	100.786	100.786	100.786
Real estate services (partial).....	43	—	06/09	148.655	148.460	150.330	151.732	151.967
Nonresidential real estate services.....	43	1	06/09	131.182	130.270	132.215	133.810	133.791
Nonresidential real estate rents.....	43	11	06/09	131.663	130.563	132.691	134.858	134.617
Office buildings, gross rents.....	43	1101	12/08	134.644	133.708	133.179	134.817	125.502
Office buildings, gross rents.....	43	110101	12/08	134.644	133.708	133.179	134.817	125.502
Retail properties, gross rents.....	43	1102	04/09	121.461	120.611	124.707	127.713	130.106
Retail properties, gross rents.....	43	110201	04/09	121.461	120.611	124.707	127.713	130.106
Industrial buildings, gross rents.....	43	1103	04/09	121.352	121.390	121.516	122.034	121.659
Industrial buildings, gross rents.....	43	110301	04/09	121.352	121.390	121.516	122.034	121.659
Self-service storage and miniwarehouses, gross rents.....	43	1104	12/08	171.696	166.274	165.723	165.528	166.518
Self-service storage and miniwarehouses, gross rents.....	43	110401	12/08	171.696	166.274	165.723	165.528	166.518
Other nonresidential buildings, gross rents.....	43	1105	12/08	116.932	116.587	121.975	125.180	136.954
Other nonresidential buildings, gross rents.....	43	110501	12/08	116.932	116.587	121.975	125.180	136.954
Nonresidential property sales and leases including land, brokerage fees and commissions.....	43	12	12/08	137.270	137.006	136.466	138.746	139.705
Nonresidential property sales and leases including land, brokerage fees and commissions.....	43	1201	12/08	137.270	137.006	136.466	138.746	139.705
Nonresidential property sales and leases including land, brokerage fees and commissions.....	43	120101	12/08	137.270	137.006	136.466	138.746	139.705
Nonresidential property management fees.....	43	13	12/08	106.715	106.592	109.221	106.315	106.908
Nonresidential property management fees.....	43	1301	12/08	106.715	106.592	109.221	106.315	106.908
Nonresidential property management fees.....	43	130101	12/08	106.715	106.592	109.221	106.315	106.908
Residential real estate services (partial).....	43	2	06/09	180.631	181.904	183.647	184.668	185.439
Residential property sales and rental, brokerage fees and commissions.....	43	21	12/08	201.204	203.064	205.114	206.523	207.761
Residential property sales and rental, brokerage fees and commissions.....	43	2101	12/08	201.204	203.064	205.114	206.523	207.761
Residential property sales and rental, brokerage fees and commissions.....	43	210101	12/08	201.204	203.064	205.114	206.523	207.761
Residential property management fees.....	43	22	12/08	133.213	133.181	134.230	134.389	134.127
Residential property management fees.....	43	2201	12/08	133.213	133.181	134.230	134.389	134.127
Residential property management fees.....	43	220101	12/08	133.213	133.181	134.230	134.389	134.127
Real estate appraisal fees.....	43	3	12/08	119.169	119.445	119.628	119.723	119.709
Real estate appraisal fees.....	43	31	12/08	119.169	119.445	119.628	119.723	119.709
Real estate appraisal fees.....	43	3101	12/08	119.169	119.445	119.628	119.723	119.709
Real estate appraisal fees.....	43	310101	12/08	119.169	119.445	119.628	119.723	119.709
Rental and leasing of goods (partial).....	44	—	06/09	107.807	107.525	111.338	113.510	111.708
Passenger car rental.....	44	1	03/09	101.546	101.521	110.420	115.913	110.911
Passenger car rental.....	44	11	03/09	101.546	101.521	110.420	115.913	110.911
Passenger car rental.....	44	1101	03/09	101.546	101.521	110.420	115.913	110.911
Passenger car rental.....	44	110101	03/09	101.546	101.521	110.420	115.913	110.911
Truck, trailer, and RV rental and leasing.....	44	2	06/09	125.355	125.203	125.102	125.304	125.901
Truck, trailer, and RV rental and leasing.....	44	21	06/09	117.769	117.626	117.531	117.721	118.282
Truck, truck trailer and RV rental.....	44	2101	12/08	122.173	120.869	121.448	120.664	121.912
Truck, truck trailer and RV rental.....	44	210101	12/08	122.173	120.869	121.448	120.664	121.912
Truck, truck trailer and RV leasing.....	44	2102	12/08	123.802	124.481	123.895	124.798	124.910
Truck, truck trailer and RV leasing.....	44	210201	12/08	123.802	124.481	123.895	124.798	124.910
Construction, mining, and forestry machinery and equipment rental and leasing.....	44	3	03/09	105.784	105.096	105.738	105.412	105.670
Construction, mining, and forestry machinery and equipment rental and leasing.....	44	31	03/09	105.784	105.096	105.738	105.412	105.670
Construction, mining, and forestry machinery and equipment rental and leasing.....	44	3101	03/09	105.784	105.096	105.738	105.412	105.670
Construction, mining, and forestry machinery and equipment rental and leasing.....	44	310101	03/09	105.784	105.096	105.738	105.412	105.670
Professional services (partial).....	45	—	06/09	145.840	146.266	146.480	145.789	145.950
Legal services.....	45	1	03/09	176.081	176.442	175.985	176.651	176.853
Legal services.....	45	11	03/09	176.081	176.442	175.985	176.651	176.853
Legal services.....	45	1101	03/09	176.081	176.442	175.985	176.651	176.853
Legal services.....	45	110101	03/09	176.081	176.442	175.985	176.651	176.853
Accounting services (partial).....	45	2	06/09	133.486	134.456	132.534	132.419	132.755

See footnotes at end of table.

Table 9. Producer price indexes for commodity and service groupings and individual items, not seasonally adjusted — Continued
 [August 2024, Index base 1982=100, unless otherwise indicated]

Title	Commodity code		Other index base	Unadjusted index ¹				
	Group code	Item code		Apr. 2024	May 2024 ^P	June 2024 ^P	July 2024 ^P	Aug. 2024 ^P
Accounting services, excluding payroll.....	45	21	06/09	133.486	134.456	132.534	132.419	132.755
Financial auditing.....	45	2101	12/08	124.451	124.544	123.586	123.984	124.418
Financial auditing.....	45	210101	12/08	124.451	124.544	123.586	123.984	124.418
Tax preparation and planning.....	45	2102	04/09	134.662	138.048	134.020	132.796	132.937
Tax preparation and planning.....	45	210201	04/09	134.662	138.048	134.020	132.796	132.937
Bookkeeping and compilation.....	45	2103	12/08	142.903	142.493	142.434	142.897	143.486
Bookkeeping and compilation.....	45	210301	12/08	142.903	142.493	142.434	142.897	143.486
Other accounting services, including billing and review (partial).....	45	2104	12/08	127.371	125.768	125.020	125.888	126.180
Other accounting services, including billing and review (partial).....	45	210401	12/08	127.371	125.768	125.020	125.888	126.180
Architectural and engineering services.....	45	3	06/09	135.757	135.779	135.946	135.671	135.681
Architectural services.....	45	31	03/09	114.865	115.067	115.084	115.548	115.612
Architectural services.....	45	3101	03/09	114.865	115.067	115.084	115.548	115.612
Architectural services.....	45	310101	03/09	114.865	115.067	115.084	115.548	115.612
Engineering services.....	45	32	03/09	139.551	139.541	139.734	139.324	139.324
Engineering services.....	45	3201	03/09	139.551	139.541	139.734	139.324	139.324
Engineering services.....	45	320101	03/09	139.551	139.541	139.734	139.324	139.324
Management, scientific, and technical consulting services.....	45	4	06/09	120.713	121.490	125.043	120.084	120.224
Management consulting services.....	45	41	06/09	120.713	121.490	125.043	120.084	120.224
Administrative and general management consulting services.....	45	4101	12/08	143.094	145.247	152.035	142.432	142.516
Administrative and general management consulting services.....	45	410101	12/08	143.094	145.247	152.035	142.432	142.516
Human resources consulting services.....	45	4102	12/08	114.375	112.495	111.141	111.462	112.056
Human resources consulting services.....	45	410201	12/08	114.375	112.495	111.141	111.462	112.056
Marketing consulting services.....	45	4103	12/08	64.832	64.832	64.832	64.832	64.832
Marketing consulting services.....	45	410301	12/08	64.832	64.832	64.832	64.832	64.832
Process, physical distribution, and logistics consulting services.....	45	4104	12/08	129.134	126.551	127.604	128.293	128.927
Process, physical distribution, and logistics consulting services.....	45	410401	12/08	129.134	126.551	127.604	128.293	128.927
Advertising and related services (partial).....	45	5	12/08	118.214	118.896	118.491	118.491	118.566
Advertising agency services.....	45	51	12/08	118.214	118.896	118.491	118.491	118.566
Advertising agency services.....	45	5101	12/08	118.214	118.896	118.491	118.491	118.566
Advertising agency services.....	45	510101	12/08	118.214	118.896	118.491	118.491	118.566
Information technology (IT) technical support and consulting services (partial).....	45	6	12/08	147.929	146.386	144.848	150.382	150.966
Information technology (IT) technical support and consulting services (partial).....	45	61	12/08	147.929	146.386	144.848	150.382	150.966
Information technology (IT) technical support and consulting services (partial).....	45	6101	12/08	147.929	146.386	144.848	150.382	150.966
Information technology (IT) technical support and consulting services (partial).....	45	610101	12/08	147.929	146.386	144.848	150.382	150.966
Employment services.....	46	—	06/09	129.223	129.269	128.902	129.754	128.954
Permanent placement services.....	46	1	03/09	124.379	125.867	126.156	126.778	126.186
Permanent placement services.....	46	11	03/09	124.379	125.867	126.156	126.778	126.186
Employment placement services.....	46	1101	03/09	124.379	125.867	126.156	126.778	126.186
Employment placement services.....	46	110101	03/09	124.379	125.867	126.156	126.778	126.186
Executive search services.....	46	2	12/08	109.624	107.848	110.741	108.275	108.637
Executive search services.....	46	21	12/08	109.624	107.848	110.741	108.275	108.637
Executive search services.....	46	2101	12/08	109.624	107.848	110.741	108.275	108.637
Executive search services.....	46	210101	12/08	109.624	107.848	110.741	108.275	108.637
Staffing services.....	46	3	06/09	129.856	129.877	129.421	130.346	129.515
Temporary help services.....	46	31	03/09	140.052	140.094	139.202	141.011	139.386
Temporary help services.....	46	3101	03/09	140.052	140.094	139.202	141.011	139.386
Temporary help services.....	46	310101	03/09	140.052	140.094	139.202	141.011	139.386
Co-employment staffing services.....	46	32	12/08	119.760	119.760	119.760	119.760	119.760
Co-employment staffing services.....	46	3201	12/08	119.760	119.760	119.760	119.760	119.760
Co-employment staffing services.....	46	320101	12/08	119.760	119.760	119.760	119.760	119.760
Travel arrangement services (partial).....	47	—	06/09	106.667	106.848	106.219	108.420	108.458
Arrangement of flights (partial).....	47	1	06/09	98.859	98.835	97.780	101.458	101.402
Arrangement of international flights.....	47	11	12/08	109.092	108.998	106.782	111.584	111.288
Arrangement of international flights.....	47	1101	12/08	109.092	108.998	106.782	111.584	111.288
Arrangement of international flights.....	47	110101	12/08	109.092	108.998	106.782	111.584	111.288
Arrangement of domestic flights.....	47	12	12/08	78.028	78.093	78.585	80.552	80.803
Arrangement of domestic flights (partial).....	47	1201	12/08	78.028	78.093	78.585	80.552	80.803
Arrangement of domestic flights.....	47	120101	12/08	78.028	78.093	78.585	80.552	80.803

See footnotes at end of table.

Table 9. Producer price indexes for commodity and service groupings and individual items, not seasonally adjusted — Continued
 [August 2024, Index base 1982=100, unless otherwise indicated]

Title	Commodity code		Other index base	Unadjusted index ¹				
	Group code	Item code		Apr. 2024	May 2024 ^P	June 2024 ^P	July 2024 ^P	Aug. 2024 ^P
Arrangement of vehicle rentals and lodging.	47	2	12/08	108.997	108.960	108.944	112.904	112.867
Arrangement of vehicle rentals and lodging.	47	21	12/08	108.997	108.960	108.944	112.904	112.867
Arrangement of vehicle rentals and lodging (partial).	47	2101	12/08	108.997	108.960	108.944	112.904	112.867
Arrangement of vehicle rentals and lodging.	47	210101	12/08	108.997	108.960	108.944	112.904	112.867
Arrangement of cruises and tours.	47	3	12/08	110.041	111.035	110.086	110.220	110.560
Arrangement of cruises and tours.	47	31	12/08	110.041	111.035	110.086	110.220	110.560
Arrangement of cruises and tours.	47	3101	12/08	110.041	111.035	110.086	110.220	110.560
Arrangement of cruises and tours.	47	310101	12/08	110.041	111.035	110.086	110.220	110.560
Other travel arrangements (partial).	47	4	12/08	124.817	124.817	124.817	125.240	125.240
Other travel arrangements (partial).	47	41	12/08	124.817	124.817	124.817	125.240	125.240
Other travel arrangements (partial).	47	4101	12/08	124.817	124.817	124.817	125.240	125.240
Other travel arrangements (partial).	47	410101	12/08	124.817	124.817	124.817	125.240	125.240
Selected security services (partial).	48	—	03/09	159.266	159.057	159.739	159.962	159.812
Security guard services.	48	1	03/09	159.266	159.057	159.739	159.962	159.812
Security guard services.	48	11	03/09	159.266	159.057	159.739	159.962	159.812
Security guard services.	48	1101	03/09	159.266	159.057	159.739	159.962	159.812
Security guard services.	48	110101	03/09	159.266	159.057	159.739	159.962	159.812
Cleaning and building maintenance services (partial).	49	—	03/09	127.629	129.683	129.792	130.048	129.987
Janitorial services.	49	1	03/09	127.629	129.683	129.792	130.048	129.987
Janitorial services.	49	11	03/09	127.629	129.683	129.792	130.048	129.987
Janitorial services.	49	1101	03/09	127.629	129.683	129.792	130.048	129.987
Janitorial services.	49	110101	03/09	127.629	129.683	129.792	130.048	129.987
Waste collection and remediation services (partial).	50	—	12/08	176.025	178.686	177.891	177.189	176.674
Waste collection.	50	1	12/08	176.025	178.686	177.891	177.189	176.674
Solid waste collection.	50	11	12/08	176.025	178.686	177.891	177.189	176.674
Solid waste collection.	50	1101	12/08	176.025	178.686	177.891	177.189	176.674
Solid waste collection.	50	110101	12/08	176.025	178.686	177.891	177.189	176.674
Health care services.	51	—	06/09	139.582	139.961	140.120	140.448	140.593
Outpatient care (partial).	51	1	06/09	131.417	131.739	131.846	131.839	131.955
Outpatient care (partial).	51	11	06/09	131.417	131.739	131.846	131.839	131.955
Physician care.	51	1101	03/09	118.352	118.561	118.693	118.537	118.539
Medicare patients: physician care.	51	110102	06/14	105.458	105.482	105.480	105.343	105.343
Medicaid patients: physician care.	51	110103	06/14	100.018	101.259	101.259	101.154	101.167
Private insurance patients: physician care.	51	110104	06/14	111.744	111.807	112.070	111.877	111.877
All other patients: physician care.	51	110105	06/14	115.245	114.925	114.881	114.904	114.904
Medical laboratory and diagnostic imaging center care.	51	1102	03/09	95.569	95.569	95.569	95.569	95.301
Medical laboratory care.	51	110201	03/09	91.022	91.022	91.022	91.022	90.633
Medicare patients: medical laboratory care.	51	1102011	06/14	79.631	79.631	79.631	79.631	79.631
Medicaid patients: medical laboratory care.	51	1102012	06/14	95.319	95.319	95.319	95.319	95.319
Private insurance patients: medical laboratory care.	51	1102013	06/14	98.270	98.270	98.270	98.270	98.270
All other patients: medical laboratory care.	51	1102014	06/14	103.748	103.748	103.748	103.748	101.252
Diagnostic imaging center care.	51	110202	03/09	103.013	103.013	103.013	103.013	103.013
Medicare and Medicaid patients: diagnostic imaging center care.	51	1102021	06/14	91.572	91.572	91.572	91.572	91.572
Private insurance and all other patients: diagnostic imaging center care.	51	1102024	06/14	106.175	106.175	106.175	106.175	106.175
Home health and hospice care.	51	1103	12/08	129.262	129.301	129.330	129.571	129.571
Home health and hospice care.	51	110301	12/08	129.262	129.301	129.330	129.571	129.571
Medicare and Medicaid patients: home health and hospice care.	51	11030101	12/08	122.799	122.853	122.853	123.176	123.176
Medicare patients: home health and hospice care.	51	110301011	12/08	111.687	111.687	111.687	111.687	111.687
Medicaid patients: home health and hospice care.	51	110301012	12/08	133.544	133.645	133.645	134.255	134.255
Private insurance and all other patients: home health and hospice care.	51	11030102	12/08	148.605	148.605	148.727	148.727	148.727
Private insurance patients: home health and hospice care.	51	110301021	06/14	112.620	112.620	112.620	112.620	112.620
All other patients: home health and hospice care.	51	110301022	06/14	155.901	155.901	156.044	156.044	156.044
Hospital outpatient care.	51	1104	12/08	153.246	153.697	153.800	153.904	154.272
Hospital outpatient care.	51	110401	12/08	153.246	153.697	153.800	153.904	154.272
Hospital outpatient care, general medical & surgical hospitals.	51	1104011	12/08	153.193	153.668	153.710	153.819	154.206
Medicare patients: hospital outpatient care, general medical and surgical hospitals.	51	11040111	06/14	117.445	117.445	117.145	117.145	117.295
Medicaid patients: hospital outpatient care, general medical and surgical hospitals.	51	11040112	06/14	106.555	106.555	106.107	106.380	106.380
Private insurance and all other patients: outpatient care, gen. medical and surgical hospitals.	51	11040113	06/14	137.772	138.432	138.709	138.821	139.283
Dental care.	51	1105	06/10	136.591	137.322	137.472	137.462	137.462

See footnotes at end of table.

Table 9. Producer price indexes for commodity and service groupings and individual items, not seasonally adjusted — Continued
 [August 2024, Index base 1982=100, unless otherwise indicated]

Title	Commodity code		Other index base	Unadjusted index ¹				
	Group code	Item code		Apr. 2024	May 2024 ^P	June 2024 ^P	July 2024 ^P	Aug. 2024 ^P
Private insurance patients: dental care.....	51	110502	06/14	125.941	127.070	127.280	127.280	127.280
Private insurance patients: dental visits and consultations.....	51	1105021	06/14	134.297	137.405	138.188	138.188	138.188
Private insurance patients: dental surgical intervention services.....	51	1105022	06/14	115.935	115.935	115.935	115.935	115.935
Private insurance patients: dental non-surgical intervention services.....	51	1105023	06/14	123.672	123.801	123.688	123.688	123.688
Medicare, Medicaid and all other patients: dental care.....	51	110503	06/14	129.321	129.384	129.425	129.402	129.402
Medicare, Medicaid and all other patients: dental visits and consultations.....	51	1105031	06/14	130.863	130.983	131.071	131.071	131.071
Medicare, Medicaid and all other patients: dental surgical intervention services.....	51	1105032	06/14	118.596	118.596	118.596	118.596	118.596
Medicare and Medicaid and all other patients: dental non-surgical intervention services.....	51	1105033	06/14	131.621	131.666	131.690	131.645	131.645
Inpatient care.....	51	2	06/09	152.534	153.031	153.293	154.280	154.480
Inpatient care.....	51	21	06/09	152.534	153.031	153.293	154.280	154.480
Hospital inpatient care.....	51	2101	12/08	154.188	154.873	155.267	155.807	156.024
Hospital inpatient care.....	51	210101	12/08	154.188	154.873	155.267	155.807	156.024
Hospital inpatient care, general medical and surgical hospitals.....	51	2101011	12/08	155.905	156.670	157.091	157.703	157.896
Medicare patients: hospital inpatient care, general medical and surgical hospitals.....	51	21010111	06/14	122.541	122.541	122.541	122.541	122.513
Medicaid patients: hospital inpatient care, general medical and surgical hospitals.....	51	21010112	06/14	118.556	118.556	118.556	118.975	118.975
Private insur. & all other patients: hospital inpatient, general medical and surgical hospitals.....	51	21010113	06/14	145.827	147.273	148.068	149.082	149.470
Private insurance patients: hospital inpatient care, general medical and surgical hospitals.....	51	210101131	06/14	143.261	144.863	145.744	146.867	147.297
All other patients: hospital inpatient care, general medical and surgical hospitals.....	51	210101132	06/14	171.487	171.487	171.487	171.487	171.487
Hospital inpatient care, psychiatric & substance abuse hospitals.....	51	2101012	12/08	132.424	132.424	132.424	132.274	133.251
Hospital inpatient care, specialty hospitals.....	51	2101013	12/08	135.909	135.301	135.449	134.866	134.866
Medicare patients: hospital inpatient care, specialty hospitals.....	51	21010131	06/14	116.815	116.759	117.172	115.905	115.905
Medicaid patients: hospital inpatient care, specialty hospitals.....	51	21010132	06/14	159.990	158.918	154.695	155.330	155.330
Private insurance and all other patients: hospital inpatient care, specialty hospitals.....	51	21010133	06/14	112.009	111.222	112.389	112.165	112.165
Nursing home care.....	51	2102	12/08	148.549	148.609	148.464	150.844	151.053
Nursing home care.....	51	210201	12/08	148.549	148.609	148.464	150.844	151.053
Medicare and Medicaid patients: Nursing home care.....	51	21020101	12/08	148.727	148.718	148.765	152.020	151.891
Medicaid patients: Nursing home care.....	51	210201011	06/12	153.974	153.960	154.036	159.427	159.213
Medicare patients: Nursing home care.....	51	210201012	06/12	122.684	122.684	122.684	122.684	122.684
Private insurance and all other patients: Nursing home care.....	51	21020102	12/08	149.575	149.731	149.316	150.845	151.526
Private insurance patients: Nursing home care.....	51	210201021	06/14	89.663	89.663	89.663	91.368	91.368
All other patients: Nursing home care.....	51	210201022	06/14	138.474	138.643	138.194	139.403	140.140
Intellectual and developmental disability center care.....	51	2103	12/08	204.970	204.267	204.234	206.899	206.780
Intellectual and developmental disability center care.....	51	210301	12/08	204.970	204.267	204.234	206.899	206.780
Medicaid patients: Intellectual and developmental disability center care.....	51	21030101	06/14	157.556	156.873	156.841	159.028	158.913
Medicare, private ins. & all other patients: Intellectual & develop. disability center care.....	51	21030102	06/14	171.734	171.734	171.734	173.396	173.396
Sales of blood and blood products, organs, and tissues.....	51	3	03/09	122.223	122.038	122.110	122.928	123.116
Sales of blood and blood products, organs, and tissues.....	51	31	03/09	122.223	122.038	122.110	122.928	123.116
Sales of blood and blood products, organs, and tissues.....	51	3101	03/09	122.223	122.038	122.110	122.928	123.116
Sales of blood and blood products, organs, and tissues.....	51	310101	03/09	122.223	122.038	122.110	122.928	123.116
Accommodation services.....	53	-	06/09	142.278	144.562	152.773	148.146	148.893
Traveler accommodation services.....	53	1	06/09	142.278	144.562	152.773	148.146	148.893
Traveler accommodation services.....	53	11	06/09	142.278	144.562	152.773	148.146	148.893
Guestroom or unit rental.....	53	1101	03/09	146.566	149.076	158.041	152.765	153.697
Guestroom or unit rental.....	53	110101	03/09	146.566	149.076	158.041	152.765	153.697
Other traveler accommodation services.....	53	1102	03/09	148.312	148.768	151.143	152.542	151.333
Other traveler accommodation services.....	53	110201	03/09	148.312	148.768	151.143	152.542	151.333
Food and beverage for immediate consumption services (partial).....	54	-	06/09	135.627	134.765	135.427	135.695	135.174
Food and beverage for immediate consumption services (partial).....	54	1	06/09	135.627	134.765	135.427	135.695	135.174
Food and nonalcoholic beverages for immediate consumption (partial).....	54	11	04/09	129.461	128.459	129.214	129.525	128.957
Food and nonalcoholic beverages for immediate consumption (partial).....	54	1101	04/09	129.461	128.459	129.214	129.525	128.957
Food and nonalcoholic beverages for immediate consumption (partial).....	54	110101	04/09	129.461	128.459	129.214	129.525	128.957
Alcoholic beverages for immediate consumption (partial).....	54	12	12/08	174.617	174.628	174.709	174.709	174.478
Alcoholic beverages for immediate consumption (partial).....	54	1201	12/08	174.617	174.628	174.709	174.709	174.478
Alcoholic beverages for immediate consumption (partial).....	54	120101	12/08	174.617	174.628	174.709	174.709	174.478
Repair and maintenance services (partial).....	55	-	06/09	161.218	162.353	162.976	163.242	164.164
Commercial and industrial machinery and equipment repair and maintenance.....	55	1	03/09	164.201	165.693	166.825	166.920	168.671

See footnotes at end of table.

Table 9. Producer price indexes for commodity and service groupings and individual items, not seasonally adjusted — Continued
 [August 2024, Index base 1982=100, unless otherwise indicated]

Title	Commodity code		Other index base	Unadjusted index ¹				
	Group code	Item code		Apr. 2024	May 2024 ^P	June 2024 ^P	July 2024 ^P	Aug. 2024 ^P
Commercial and industrial machinery and equipment repair and maintenance.....	55	11	03/09	164.201	165.693	166.825	166.920	168.671
Commercial machinery repair and maintenance.....	55	1101	03/09	164.201	165.693	166.825	166.920	168.671
Commercial machinery repair and maintenance.....	55	110101	03/09	164.201	165.693	166.825	166.920	168.671
Motor vehicle repair and maintenance (partial).....	55	2	12/08	166.367	167.011	167.342	168.044	168.488
Motor vehicle repair and maintenance (partial).....	55	21	12/08	166.367	167.011	167.342	168.044	168.488
Motor vehicle repair and maintenance (partial).....	55	2101	12/08	166.367	167.011	167.342	168.044	168.488
Motor vehicle repair and maintenance (partial).....	55	210101	12/08	166.367	167.011	167.342	168.044	168.488
Ship repair and maintenance.....	55	3	06/09	138.755	140.935	141.015	141.015	141.015
Ship repair and maintenance.....	55	31	06/09	138.755	140.935	141.015	141.015	141.015
Ship repair, military.....	55	3101	12/08	119.153	119.922	119.922	119.922	119.922
Ship repair, military.....	55	310101	12/08	119.153	119.922	119.922	119.922	119.922
Ship repair, nonmilitary.....	55	3102	12/08	186.111	191.300	191.549	191.549	191.549
Ship repair, nonmilitary.....	55	310201	12/08	186.111	191.300	191.549	191.549	191.549
Aircraft repair and maintenance.....	55	4	04/09	155.913	156.537	156.587	156.587	156.587
Aircraft repair and maintenance.....	55	41	04/09	155.913	156.537	156.587	156.587	156.587
Aircraft repair and maintenance.....	55	4101	04/09	155.913	156.537	156.587	156.587	156.587
Aircraft repair and maintenance.....	55	410101	04/09	155.913	156.537	156.587	156.587	156.587
Entertainment services (partial).....	56	—	06/09	130.028	129.055	126.566	127.189	125.874
Membership dues and admissions and recreation facility use fees (partial).....	56	1	06/09	149.259	145.783	141.296	144.198	140.394
Membership dues and admissions and recreation facility use fees (partial).....	56	11	06/09	149.259	145.783	141.296	144.198	140.394
Membership dues.....	56	1101	04/09	134.992	134.992	128.230	132.460	128.906
Membership dues, golf courses and country clubs.....	56	110101	04/09	169.757	169.757	170.631	172.245	172.072
Membership dues, fitness and recreational sports centers.....	56	110102	04/09	114.809	114.809	104.735	110.040	105.038
Admissions and recreational facilities use fees (partial).....	56	1102	12/08	173.166	162.599	163.013	163.044	158.866
Admissions and recreational facilities use fees, golf courses and country clubs.....	56	110201	12/08	135.111	111.657	119.298	120.021	120.021
Admissions and recreational facilities use fees, fitness and recreational sports centers.....	56	110202	12/08	156.346	156.346	156.291	156.291	156.291
Admissions and recreational facilities use fees, amusement and theme parks.....	56	110203	12/08	207.473	202.752	197.225	196.681	186.894
Recreational activity instruction fees (partial).....	56	2	12/08	124.048	124.048	132.252	132.270	132.270
Recreational activity instruction fees (partial).....	56	21	12/08	124.048	124.048	132.252	132.270	132.270
Recreational activity instruction fees (partial).....	56	2101	12/08	124.048	124.048	132.252	132.270	132.270
Recreational activity instruction fees (partial).....	56	210101	12/08	124.048	124.048	132.252	132.270	132.270
Gaming receipts (partial).....	56	3	12/08	111.083	112.995	111.732	109.694	111.201
Gaming receipts (partial).....	56	31	12/08	111.083	112.995	111.732	109.694	111.201
Gaming receipts (partial).....	56	3101	12/08	111.083	112.995	111.732	109.694	111.201
Gaming receipts (partial).....	56	310101	12/08	111.083	112.995	111.732	109.694	111.201
Wholesale trade services.....	57	—	06/09	163.289	162.887	164.857	163.460	164.316
Machinery and equipment and parts and supplies wholesaling.....	57	1	06/09	174.951	170.951	173.822	171.270	175.856
Machinery and equipment and parts and supplies wholesaling.....	57	11	06/09	174.951	170.951	173.822	171.270	175.856
Parts and supplies for machinery and equipment wholesaling.....	57	1102	03/09	198.531	199.078	192.369	201.491	199.848
Parts and supplies for machinery and equipment wholesaling.....	57	110201	03/09	198.531	199.078	192.369	201.491	199.848
Machinery and vehicle wholesaling.....	57	1103	05/19	132.218	127.442	134.386	125.852	132.016
Machinery and vehicle wholesaling.....	57	110301	05/19	132.218	127.442	134.386	125.852	132.016
Professional and commercial equipment wholesaling.....	57	1104	05/19	103.740	99.480	100.675	102.441	106.638
Professional and commercial equipment wholesaling.....	57	110401	05/19	103.740	99.480	100.675	102.441	106.638
Furnishings wholesaling.....	57	2	03/09	137.874	136.866	138.038	138.147	138.794
Furnishings wholesaling.....	57	21	03/09	137.874	136.866	138.038	138.147	138.794
Furnishings wholesaling.....	57	2101	03/09	137.874	136.866	138.038	138.147	138.794
Furnishings wholesaling.....	57	210101	03/09	137.874	136.866	138.038	138.147	138.794
Building materials, paint, and hardware wholesaling.....	57	3	03/09	127.149	126.528	128.879	131.267	131.229
Building materials, paint, and hardware wholesaling.....	57	31	03/09	127.149	126.528	128.879	131.267	131.229
Building materials, paint, and hardware wholesaling.....	57	3101	03/09	127.149	126.528	128.879	131.267	131.229
Building materials, paint, and hardware wholesaling.....	57	310101	03/09	127.149	126.528	128.879	131.267	131.229
Metals, minerals, and ores wholesaling.....	57	4	03/09	260.738	255.470	248.399	249.355	247.939
Metals, minerals, and ores wholesaling.....	57	41	03/09	260.738	255.470	248.399	249.355	247.939
Metals, minerals, and ores wholesaling.....	57	4101	03/09	260.738	255.470	248.399	249.355	247.939
Metals, minerals, and ores wholesaling.....	57	410101	03/09	260.738	255.470	248.399	249.355	247.939
Chemicals and allied products wholesaling.....	57	5	03/09	126.530	129.070	128.538	131.082	131.592

See footnotes at end of table.

Table 9. Producer price indexes for commodity and service groupings and individual items, not seasonally adjusted — Continued
 [August 2024, Index base 1982=100, unless otherwise indicated]

Title	Commodity code		Other index base	Unadjusted index ¹				
	Group code	Item code		Apr. 2024	May 2024 ^P	June 2024 ^P	July 2024 ^P	Aug. 2024 ^P
Chemicals and allied products wholesaling.....	57	51	03/09	126.530	129.070	128.538	131.082	131.592
Chemicals and allied products wholesaling.....	57	5101	03/09	126.530	129.070	128.538	131.082	131.592
Chemicals and allied products wholesaling.....	57	510101	03/09	126.530	129.070	128.538	131.082	131.592
Paper and plastics products wholesaling.....	57	6	03/09	200.510	198.803	197.895	201.327	201.708
Paper and plastics products wholesaling.....	57	61	03/09	200.510	198.803	197.895	201.327	201.708
Paper and plastics products wholesaling.....	57	6101	03/09	200.510	198.803	197.895	201.327	201.708
Paper and plastics products wholesaling.....	57	610101	03/09	200.510	198.803	197.895	201.327	201.708
Apparel wholesaling.....	57	7	03/09	127.354	127.935	128.925	128.973	128.997
Apparel wholesaling.....	57	71	03/09	127.354	127.935	128.925	128.973	128.997
Apparel wholesaling.....	57	7101	03/09	127.354	127.935	128.925	128.973	128.997
Apparel wholesaling.....	57	710101	03/09	127.354	127.935	128.925	128.973	128.997
Food and alcohol wholesaling.....	57	8	06/09	150.241	149.979	151.609	149.683	149.010
Food and alcohol wholesaling.....	57	81	06/09	150.241	149.979	151.609	149.683	149.010
Food wholesaling.....	57	8101	03/09	146.839	146.701	148.592	146.280	145.597
Food wholesaling.....	57	810101	03/09	146.839	146.701	148.592	146.280	145.597
Alcohol wholesaling.....	57	8102	02/09	163.661	162.435	161.831	163.163	162.631
Alcohol wholesaling.....	57	810201	02/09	163.661	162.435	161.831	163.163	162.631
Other commodities wholesaling.....	57	9	03/09	162.735	166.532	170.191	166.692	163.814
Other commodities wholesaling.....	57	91	03/09	162.735	166.532	170.191	166.692	163.814
Other commodities wholesaling.....	57	9101	03/09	162.735	166.532	170.191	166.692	163.814
Other commodities wholesaling.....	57	910101	03/09	162.735	166.532	170.191	166.692	163.814
Retail trade services.....	58	—	06/09	148.221	150.389	150.383	147.480	148.440
Food and alcohol retailing.....	58	1	03/09	181.519	184.184	183.353	179.514	176.212
Food and alcohol retailing.....	58	11	03/09	181.519	184.184	183.353	179.514	176.212
Food retailing.....	58	1102	09/15	146.402	148.390	147.878	144.840	142.416
Food retailing.....	58	110201	09/15	146.402	148.390	147.878	144.840	142.416
Alcohol retailing.....	58	1103	09/15	127.276	130.112	128.586	125.546	121.795
Alcohol retailing.....	58	110301	09/15	127.276	130.112	128.586	125.546	121.795
Health and beauty care retailing, including optical goods.....	58	2	03/09	147.581	149.817	150.857	150.509	148.525
Health and beauty care retailing, including optical goods.....	58	21	03/09	147.581	149.817	150.857	150.509	148.525
Health and beauty care retailing, including optical goods.....	58	2101	03/09	147.581	149.817	150.857	150.509	148.525
Health and beauty care retailing, including optical goods.....	58	210101	03/09	147.581	149.817	150.857	150.509	148.525
Apparel, jewelry, footwear, and accessories retailing.....	58	3	06/09	131.836	129.584	126.837	119.856	121.186
Apparel, jewelry, footwear, and accessories retailing.....	58	31	06/09	131.836	129.584	126.837	119.856	121.186
Apparel, footwear, and accessories retailing.....	58	3101	03/09	126.238	123.660	119.971	113.123	114.922
Apparel, footwear, and accessories retailing.....	58	310101	03/09	126.238	123.660	119.971	113.123	114.922
Jewelry retailing.....	58	3102	03/09	149.556	150.011	154.451	147.694	145.461
Jewelry retailing.....	58	310201	03/09	149.556	150.011	154.451	147.694	145.461
Computer hardware, software, and supplies retailing.....	58	4	03/09	65.888	67.844	78.997	82.445	90.444
Computer hardware, software, and supplies retailing.....	58	41	03/09	65.888	67.844	78.997	82.445	90.444
Computer hardware, software, and supplies retailing.....	58	4101	03/09	65.888	67.844	78.997	82.445	90.444
Computer hardware, software, and supplies retailing.....	58	410101	03/09	65.888	67.844	78.997	82.445	90.444
TV, video, and photographic equipment and supplies retailing.....	58	5	03/09	52.638	52.493	53.152	54.330	52.046
TV, video, and photographic equipment and supplies retailing.....	58	51	03/09	52.638	52.493	53.152	54.330	52.046
TV, video, and photographic equipment and supplies retailing.....	58	5101	03/09	52.638	52.493	53.152	54.330	52.046
TV, video, and photographic equipment and supplies retailing.....	58	510101	03/09	52.638	52.493	53.152	54.330	52.046
Automobiles and automobile parts retailing.....	58	6	06/09	128.090	131.178	128.964	124.817	122.192
Automobiles and automobile parts retailing.....	58	61	06/09	128.090	131.178	128.964	124.817	122.192
Automobile retailing (Partial).....	58	6101	03/09	123.409	127.507	122.456	116.153	113.408
Automobile retailing (Partial).....	58	610101	03/09	123.409	127.507	122.456	116.153	113.408
Automotive parts, including tires, retailing.....	58	6102	03/09	145.841	146.752	150.998	151.630	149.140
Automotive parts, including tires, retailing.....	58	610201	03/09	145.841	146.752	150.998	151.630	149.140
RVs, trailers, and campers retailing.....	58	8	03/09	120.759	152.366	127.286	149.373	151.799
RVs, trailers, and campers retailing.....	58	81	03/09	120.759	152.366	127.286	149.373	151.799
RVs, trailers, and campers retailing.....	58	8101	03/09	120.759	152.366	127.286	149.373	151.799
RVs, trailers, and campers retailing.....	58	810101	03/09	120.759	152.366	127.286	149.373	151.799
Sporting goods, including boats, retailing.....	58	9	03/09	129.544	126.201	127.969	119.877	126.163
Sporting goods, including boats, retailing.....	58	91	03/09	129.544	126.201	127.969	119.877	126.163
Sporting goods, including boats, retailing.....	58	9101	03/09	129.544	126.201	127.969	119.877	126.163
Sporting goods, including boats, retailing.....	58	910101	03/09	129.544	126.201	127.969	119.877	126.163

See footnotes at end of table.

Table 9. Producer price indexes for commodity and service groupings and individual items, not seasonally adjusted — Continued
 [August 2024, Index base 1982=100, unless otherwise indicated]

Title	Commodity code		Other index base	Unadjusted index ¹				
	Group code	Item code		Apr. 2024	May 2024 ^P	June 2024 ^P	July 2024 ^P	Aug. 2024 ^P
Lawn, garden, and farm equipment and supplies retailing.....	58	A	03/09	179.539	180.876	181.631	181.221	184.544
Lawn, garden, and farm equipment and supplies retailing.....	58	A1	03/09	179.539	180.876	181.631	181.221	184.544
Lawn, garden, and farm equipment and supplies retailing.....	58	A101	03/09	179.539	180.876	181.631	181.221	184.544
Lawn, garden, and farm equipment and supplies retailing.....	58	A10101	03/09	179.539	180.876	181.631	181.221	184.544
Furniture retailing.....	58	B	03/09	134.667	132.520	133.740	133.161	140.177
Furniture retailing.....	58	B1	03/09	134.667	132.520	133.740	133.161	140.177
Furniture retailing.....	58	B101	03/09	134.667	132.520	133.740	133.161	140.177
Furniture retailing.....	58	B10101	03/09	134.667	132.520	133.740	133.161	140.177
Flooring and floor coverings retailing.....	58	C	03/09	133.612	135.939	134.015	137.514	137.138
Flooring and floor coverings retailing.....	58	C1	03/09	133.612	135.939	134.015	137.514	137.138
Flooring and floor coverings retailing.....	58	C101	03/09	133.612	135.939	134.015	137.514	137.138
Flooring and floor coverings retailing.....	58	C10101	03/09	133.612	135.939	134.015	137.514	137.138
Hardware and building materials and supplies retailing.....	58	D	03/09	182.511	175.841	176.587	175.471	175.562
Hardware and building materials and supplies retailing.....	58	D1	03/09	182.511	175.841	176.587	175.471	175.562
Hardware and building materials and supplies retailing.....	58	D101	03/09	182.511	175.841	176.587	175.471	175.562
Hardware and building materials and supplies retailing.....	58	D10101	03/09	182.511	175.841	176.587	175.471	175.562
Major household appliance retailing.....	58	E	03/09	127.245	129.409	130.882	128.295	119.218
Major household appliance retailing.....	58	E1	03/09	127.245	129.409	130.882	128.295	119.218
Major household appliance retailing.....	58	E101	03/09	127.245	129.409	130.882	128.295	119.218
Major household appliance retailing.....	58	E10101	03/09	127.245	129.409	130.882	128.295	119.218
Fuels and lubricants retailing.....	58	F	06/09	245.778	277.738	288.901	274.083	313.441
Fuels and lubricants retailing.....	58	F1	06/09	245.778	277.738	288.901	274.083	313.441
Automotive fuels and lubricants retailing.....	58	F101	03/09	304.274	352.004	373.951	351.749	411.666
Automotive fuels and lubricants retailing.....	58	F10101	03/09	304.274	352.004	373.951	351.749	411.666
Household fuels retailing.....	58	F102	03/09	179.812	182.830	170.723	169.505	170.383
Household fuels retailing.....	58	F10201	03/09	179.812	182.830	170.723	169.505	170.383
Cleaning supplies and paper products retailing.....	58	G	03/09	207.285	209.531	209.714	211.801	208.831
Cleaning supplies and paper products retailing.....	58	G1	03/09	207.285	209.531	209.714	211.801	208.831
Cleaning supplies and paper products retailing.....	58	G101	03/09	207.285	209.531	209.714	211.801	208.831
Cleaning supplies and paper products retailing.....	58	G10101	03/09	207.285	209.531	209.714	211.801	208.831
Book retailing.....	58	H	03/09	135.880	135.483	139.857	142.793	137.363
Book retailing.....	58	H1	03/09	135.880	135.483	139.857	142.793	137.363
Book retailing.....	58	H101	03/09	135.880	135.483	139.857	142.793	137.363
Book retailing.....	58	H10101	03/09	135.880	135.483	139.857	142.793	137.363
Other merchandise retailing (partial).....	58	I	03/09	143.471	145.639	144.926	143.594	143.574
Other merchandise retailing (partial).....	58	I1	03/09	143.471	145.639	144.926	143.594	143.574
Other merchandise retailing (partial).....	58	I101	03/09	143.471	145.639	144.926	143.594	143.574
Other merchandise retailing (partial).....	58	I10101	03/09	143.471	145.639	144.926	143.594	143.574
Metal treatment services.....	59	—	12/84	241.189	240.696	240.955	240.613	240.666
Metal treatment services.....	59	1	12/84	241.189	240.696	240.955	240.613	240.666
Metal treatment services.....	59	11	12/84	241.189	240.696	240.955	240.613	240.666
Metal plating and polishing.....	59	1101	12/84	256.096	259.256	259.256	259.256	259.256
Metal plating and polishing.....	59	110111	12/84	256.096	259.256	259.256	259.256	259.256
Metal coating and allied services.....	59	1102	12/84	221.724	221.085	221.558	220.935	221.031
Metal coating and allied services.....	59	110222	12/84	221.724	221.085	221.558	220.935	221.031
Metal heat treating.....	59	1103	06/85	236.117	231.792	231.792	231.792	231.792
Metal heat treating.....	59	110349	06/06	186.765	183.344	183.344	183.344	183.344
Mining services.....	60	—	06/85	269.920	269.822	267.066	268.264	272.211
Mining services.....	60	1	06/85	269.920	269.822	267.066	268.264	272.211
Mining services.....	60	11	06/85	269.920	269.822	267.066	268.264	272.211
Support activities for coal mining.....	60	1102	06/85	226.385	226.131	226.761	228.498	228.498
Support activities for coal mining.....	60	110201	06/85	226.385	226.131	226.761	228.498	228.498
Drilling oil and gas wells services.....	60	1103	12/85	407.322	407.322	407.454	406.368	405.555
Drilling oil and gas wells services.....	60	110301	12/85	407.322	407.322	407.454	406.368	405.555
Support activities for oil and gas operations.....	60	1104	12/85	225.619	225.508	222.228	224.015	228.831
Support activities for oil and gas operations.....	60	110401	12/85	225.619	225.508	222.228	224.015	228.831
Metal and nonmetallic minerals mining services.....	60	1106	05/23	104.091	104.091	104.091	102.328	102.182
Metal and nonmetallic minerals mining services.....	60	110601	05/23	104.091	104.091	104.091	102.328	102.182
Contract work on textile products, apparel, and leather.....	61	—	06/10	137.964	137.874	138.810	138.768	140.741
Contract work on textile products and apparel.....	61	1	06/10	138.076	137.993	138.949	138.906	140.918

See footnotes at end of table.

Table 9. Producer price indexes for commodity and service groupings and individual items, not seasonally adjusted — Continued

[August 2024, Index base 1982=100, unless otherwise indicated]

Title	Commodity code		Other index base	Unadjusted index ¹				
	Group code	Item code		Apr. 2024	May 2024 ^p	June 2024 ^p	July 2024 ^p	Aug. 2024 ^p
Contract work on textile products and apparel.....	61	11	06/10	138.076	137.993	138.949	138.906	140.918
Contract work on textile products.....	61	1102	06/87	239.810	239.529	239.407	239.265	239.281
Commission finishing of broadwoven fabrics.....	61	110201	06/87	267.050	266.794	266.655	266.494	266.494
Commission finishing of cotton broadwoven fabrics.....	61	1102011	06/08	189.549	189.575	189.607	189.640	189.640
Other commission finishing of broadwoven fabrics (excl. cotton & wool).....	61	1102012	06/08	203.770	203.527	203.391	203.233	203.233
Commission knit or knit & finishing of weft & warp knit fabric.....	61	110204	12/94	142.250	140.820	140.820	140.820	141.201
Contract work on apparel.....	61	1103	06/87	150.880	150.881	153.147	153.147	157.727
Contract work on women's, girls' and infants' apparel.....	61	11031	12/11	115.255	115.255	117.087	—	—
Contract work on men's and boys' (including unisex) apparel.....	61	11032	12/11	131.063	131.065	132.874	132.874	132.874
Contract work on men's and boys' pants, work apparel, and other outerwear.....	61	110321	06/07	132.969	132.969	132.969	132.969	132.969
Contract work on men's and boys' shirts, tailored suits/coats/jackets, & underwear/nightwear.....	61	110323	06/07	138.093	138.093	138.093	—	—
Contract & commission receipts for tanning or finishing leather owned by others.....	61	2	06/11	131.286	130.956	130.956	130.934	131.127
Contract & commission receipts for tanning or finishing leather owned by others.....	61	21	06/11	131.286	130.956	130.956	130.934	131.127
Contract and commission receipts for tanning or finishing leather owned by others.....	61	2101	12/97	173.107	172.672	172.672	172.643	172.898
Contract and commission receipts for tanning or finishing leather owned by others.....	61	210101	12/97	173.107	172.672	172.672	172.643	172.898
Construction (partial).....	80	—	06/09	164.816	164.775	165.325	166.448	166.538
New nonresidential building construction.....	80	1	06/09	173.379	173.327	173.963	175.296	175.373
New nonresidential building construction.....	80	11	06/09	173.379	173.327	173.963	175.296	175.373
New warehouse building construction.....	80	1101	12/04	233.727	233.713	233.808	234.319	234.127
New warehouse building construction.....	80	110101	12/04	233.727	233.713	233.808	234.319	234.127
New school building construction.....	80	1102	12/05	225.160	224.698	224.977	228.006	227.955
New school building construction.....	80	110201	12/05	225.160	224.698	224.977	228.006	227.955
New office building construction.....	80	1103	06/06	204.186	204.266	206.467	209.228	208.617
New office building construction.....	80	110301	06/06	204.186	204.266	206.467	209.228	208.617
New industrial building construction.....	80	1104	06/07	192.190	192.230	192.471	192.000	191.994
New industrial building construction.....	80	110401	06/07	192.190	192.230	192.471	192.000	191.994
New health care building construction.....	80	1105	06/12	157.848	157.899	157.960	158.397	159.756
New health care building construction.....	80	110501	06/12	157.848	157.899	157.960	158.397	159.756
Maintenance and repair of nonresidential buildings (partial).....	80	2	04/09	153.316	153.336	153.471	153.539	153.737
Maintenance and repair of nonresidential buildings (partial).....	80	21	04/09	153.316	153.336	153.471	153.539	153.737
Maintenance and repair of nonresidential buildings (partial).....	80	2101	04/09	153.316	153.336	153.471	153.539	153.737
Maintenance and repair of nonresidential buildings (partial).....	80	210101	04/09	153.316	153.336	153.471	153.539	153.737

¹ All indexes are subject to revision for 4 months after their originally scheduled publication to incorporate late reports and corrections by survey respondents.

² Due to incomplete coverage of the services sector, some services indexes in this table reflect only a portion of their wherever-provided output. These indexes are flagged using the term "partial" at the end of their titles. For more information regarding wherever-provided services indexes, go to <https://www.bls.gov/ppi/wepnotice.htm>. This webpage includes methodology documentation, a table identifying missing coverage areas for those indexes with incomplete coverage, and a concordance table between wherever-provided services indexes and Census product codes.

^p Preliminary

"—" Data not available.

Table 10. Producer price indexes and percentage changes for net output of selected industries and industry groups, not seasonally adjusted
[August 2024]

Title ¹	Index base	Industry code	Unadjusted index ²					Unadjusted 1-month percent change ²	Unadjusted 12-month percent change ²
			Apr. 2024	May 2024 ^P	June 2024 ^P	July 2024 ^P	Aug. 2024 ^P	July to Aug. ^P	Aug. 2023 to Aug. 2024 ^P
Total mining, utilities, and manufacturing industries.....	12/06	AMUM--	157.304	156.404	156.795	158.285	157.743	-0.3	-1.7
Total mining industries.....	12/84	OMIN--	223.283	218.600	220.924	225.797	215.841	-4.4	-3.1
Oil and gas extraction.....	12/85	211--	194.725	186.309	191.704	197.125	181.286	-8.0	-10.1
Mining (except oil & gas).....	12/03	212--	343.755	348.725	343.336	350.558	350.238	-0.1	9.3
Mining support activities.....	06/09	213--	128.023	127.958	126.635	127.206	129.079	1.5	4.3
Utilities.....	12/03	221--	175.360	179.446	190.511	193.419	192.396	-0.5	-9.7
Total manufacturing industries.....	12/84	OMFG--	251.376	248.979	247.856	249.952	249.364	-0.2	-0.7
Food mfg.....	12/84	311--	256.523	257.016	258.813	260.162	259.515	-0.2	2.0
Beverage & tobacco mfg.....	12/03	312--	206.784	209.160	208.997	208.982	211.326	1.1	5.8
Textile mills.....	12/84	313--	169.250	168.508	168.766	168.513	168.170	-0.2	-0.8
Textile product mills.....	12/03	314--	160.232	160.417	161.174	161.144	161.175	0.0	1.2
Apparel manufacturing.....	12/03	315--	131.011	131.035	132.442	132.486	133.274	0.6	4.6
Leather and allied product manufacturing.....	12/84	316--	205.714	205.650	205.222	205.185	205.203	0.0	1.1
Wood product manufacturing.....	12/03	321--	188.235	184.449	183.138	179.784	179.897	0.1	-3.7
Paper manufacturing.....	12/03	322--	182.396	183.331	183.385	183.924	185.013	0.6	1.3
Printing and related support activities.....	12/03	323--	165.342	165.309	165.340	165.902	166.702	0.5	4.0
Petroleum and coal products manufacturing.....	12/84	324--	371.230	343.753	329.169	347.553	337.771	-2.8	-15.4
Chemical mfg.....	12/84	325--	352.304	352.602	352.886	354.597	356.027	0.4	1.1
Plastics and rubber products mfg.....	12/84	326--	252.057	251.809	251.915	251.754	252.653	0.4	0.9
Nonmetallic mineral product mfg.....	12/84	327--	297.399	298.234	298.016	298.945	298.988	0.0	3.9
Primary metal mfg.....	12/84	331--	280.700	285.759	284.209	280.188	275.105	-1.8	-6.0
Fabricated metal product mfg.....	12/84	332--	282.577	283.270	283.712	283.791	285.401	0.6	2.5
Machinery mfg.....	12/03	333--	183.791	184.204	184.331	184.516	185.142	0.3	3.2
Computer & electronic product mfg.....	12/03	334--	101.932	101.893	101.789	101.610	101.495	-0.1	2.0
Electrical equipment, appliance & component mfg.....	12/03	335--	200.420	201.114	201.958	202.238	202.580	0.2	2.2
Transportation equipment mfg.....	12/03	336--	141.947	141.936	141.985	142.217	142.423	0.1	1.9
Furniture & related product mfg.....	12/84	337--	271.373	272.347	272.857	272.748	272.954	0.1	1.4
Miscellaneous mfg.....	12/03	339--	148.610	149.379	149.399	149.960	150.229	0.2	3.6
Material recyclers.....	12/86	429930	416.973	419.960	413.466	423.553	416.650	-1.6	4.2
Total trade industries.....	12/06	ATRADE	175.339	176.677	176.755	175.319	175.338	0.0	-0.2
Total wholesale trade industries.....	12/06	AWHLTR	192.619	193.743	194.282	193.896	193.151	-0.4	1.1
Merchant wholesalers, durable goods.....	06/04	423--	207.509	207.130	205.638	207.563	207.794	0.1	2.6
Merchant wholesalers, nondurable goods.....	06/05	424--	209.603	212.444	214.989	212.363	210.557	-0.9	-0.2
Total retail trade industries.....	12/06	ARETTR	157.295	158.914	158.450	155.765	156.693	0.6	-2.0
Motor vehicle and parts dealers.....	12/03	441--	160.900	162.451	162.398	159.080	157.985	-0.7	-14.2
Bldg material and garden equip and supp dealers.....	12/03	444--	213.376	208.251	209.118	207.929	210.182	1.1	1.6
Food and beverage stores.....	12/99	445--	270.451	272.864	271.628	266.040	265.654	-0.1	0.7
Furniture, home furnishings, electronics, and appliance retailers.....	12/22	449--	103.018	103.113	103.232	103.985	103.733	-0.2	0.1
General merchandise retailers.....	12/03	455--	159.842	160.803	160.550	158.294	156.607	-1.1	2.6
Health and personal care retailers.....	12/03	456--	144.425	143.670	144.134	144.251	141.972	-1.6	-4.4
Gasoline stations and fuel dealers.....	12/22	457--	83.720	92.152	94.383	90.831	100.122	10.2	16.0
Clothing and clothing accessories retailers.....	12/03	458--	156.854	154.119	149.406	140.004	142.976	2.1	-2.8
Sporting goods and hobby retailers.....	12/03	4591--	125.118	134.717	129.090	133.281	136.896	2.7	4.2
Book retailers and news dealers.....	12/03	4592--	135.172	133.949	136.048	135.057	134.886	-0.1	0.2
Office supplies, stationary, and gift retailers.....	12/03	4594--	160.890	162.342	162.398	159.833	159.833	0.0	0.2
Transportation and warehousing industries.....	12/06	ATRNRW	169.940	169.744	171.053	172.142	171.400	-0.4	3.8
Transportation industries.....	12/06	ATRANS	160.261	160.228	161.813	163.002	161.554	-0.9	3.2
Air transportation.....	12/92	481--	272.127	258.641	270.649	266.244	258.715	-2.8	-1.5
Rail transportation.....	12/96	482--	235.537	235.927	235.823	237.160	237.008	-0.1	3.3
Water transportation.....	12/03	483--	197.561	196.082	194.936	195.520	195.517	0.0	-3.1
Truck transportation.....	12/03	484--	183.711	186.891	186.754	190.571	190.248	-0.2	5.0
Pipeline transportation.....	05/22	486--	109.411	109.493	109.493	110.278	110.168	-0.1	0.0
Transportation support activities.....	12/03	488--	146.093	151.216	151.238	151.420	149.203	-1.5	10.1
Delivery and warehouse industries.....	12/06	ADLVWR	217.007	216.876	216.347	216.853	220.034	1.5	6.7
U.S. Postal Service.....	06/89	491--	301.288	301.288	301.288	301.288	319.548	6.1	9.4
Couriers and messengers.....	12/03	492--	323.460	324.089	323.458	324.111	323.194	-0.3	5.4
Warehousing and storage.....	12/06	493--	154.150	152.775	151.538	152.654	150.164	-1.6	5.9
Services less trade, transportation, and warehousing ³	12/06	ATTDSV	145.287	145.463	146.004	146.173	146.531	0.2	3.8
Information.....	12/06	AINFO-	114.002	114.643	114.469	114.593	114.358	-0.2	3.1
Publishing industries.....	12/22	513--	108.034	108.553	108.737	108.953	108.885	-0.1	4.0
Broadcasting, except internet.....	12/03	516--	116.636	119.106	116.008	114.225	109.816	-3.9	-3.6

See footnotes at end of table.

Table 10. Producer price indexes and percentage changes for net output of selected industries and industry groups, not seasonally adjusted — Continued
 [August 2024]

Title ¹	Index base	Industry code	Unadjusted index ²					Unadjusted 1-month percent change ²	Unadjusted 12-month percent change ²
			Apr. 2024	May 2024 ^p	June 2024 ^p	July 2024 ^p	Aug. 2024 ^p	July to Aug. ^p	Aug. 2023 to Aug. 2024 ^p
Information - Continued									
Telecommunications.....	12/03	517--	110.977	111.562	111.528	111.654	111.750	0.1	2.6
Data processing and related services.....	12/03	5182--	115.926	116.330	115.908	116.121	116.022	-0.1	1.1
Selected health care industries.....									
Offices of physicians.....	12/06	ASHC--	143.682	144.096	144.151	144.470	144.652	0.1	2.9
Offices of dentists.....	12/96	6211--	145.946	146.197	146.355	146.157	146.160	0.0	1.4
Medical and diagnostic laboratories.....	06/10	6212--	136.401	137.126	137.274	137.264	137.264	0.0	4.4
Home health care services.....	12/03	6215--	104.218	104.218	104.218	104.218	103.930	-0.3	0.1
Blood and organ banks.....	12/96	6216--	164.555	164.603	164.639	165.057	165.068	0.0	1.7
Hospitals.....	06/06	621991	136.174	135.950	136.030	136.911	137.120	0.2	3.3
Nursing care facilities.....	12/92	622--	235.022	235.944	235.989	236.481	237.008	0.2	3.3
Residential developmental disability homes.....	12/03	6231--	181.405	181.477	181.304	184.180	184.430	0.1	3.8
Residential developmental disability homes.....	12/03	62321-	244.972	244.243	244.208	247.007	246.884	0.0	7.8
Other selected services less trade, transportation, and warehousing industries.....									
Depository credit intermediation.....	12/06	ASTDSV	153.434	153.385	154.331	154.423	155.004	0.4	4.3
Security, commodity contracts and like activity.....	12/03	5221--	146.018	143.418	144.698	141.506	145.836	3.1	6.1
Insurance carriers and related activities.....	12/03	523--	281.826	280.179	283.609	288.431	289.298	0.3	8.9
Lessors of nonres bldg (exc miniwarehouse).....	12/03	524--	156.617	157.230	157.306	157.473	157.963	0.3	4.1
Lessors of miniwarehouse and self storage units.....	12/03	53112-	141.136	140.304	142.856	145.435	144.689	-0.5	2.6
Offices of real estate agents and brokers.....	12/03	53113-	195.522	189.347	188.719	188.498	189.625	0.6	-4.6
Real estate property managers.....	12/03	5312--	190.929	192.315	193.780	195.444	196.646	0.6	2.3
Offices of real estate appraisers.....	12/03	53131-	134.751	134.688	136.633	135.349	135.460	0.1	3.5
Automotive equipment rental and leasing.....	12/03	531320	113.185	113.448	113.621	113.711	113.698	0.0	0.7
Other heavy machinery rental and leasing.....	06/01	5321--	148.917	148.847	157.291	163.235	158.300	-3.0	0.5
Legal services.....	12/03	532412	139.982	139.073	139.925	139.492	139.838	0.2	1.1
Offices of certified public accountants.....	12/96	5411--	292.263	292.862	292.104	293.209	293.545	0.1	8.1
Other accounting services.....	12/03	541211	149.919	149.821	146.217	146.433	146.802	0.3	5.0
Architectural, engineering and related services.....	12/03	541219	156.185	157.304	158.789	158.789	158.789	0.0	1.5
Management and technical consulting services.....	12/96	5413--	193.553	193.562	193.889	193.469	193.484	0.0	2.3
Advertising agencies.....	06/06	5416--	132.343	132.987	135.615	132.127	132.418	0.2	2.4
Employment services.....	12/03	54181-	124.339	125.007	124.609	124.609	124.682	0.1	0.7
Travel agencies.....	12/96	5613--	159.772	159.829	159.400	160.430	159.467	-0.6	-0.3
Security guards and patrol services.....	12/03	56151-	106.682	106.772	106.409	107.841	107.872	0.0	-1.0
Janitorial services.....	12/04	561612	172.078	171.851	172.589	172.829	172.668	-0.1	6.8
Waste collection.....	12/03	56172-	139.327	141.477	141.590	141.857	141.794	0.0	3.0
Amusement and theme parks.....	12/03	5621--	190.724	193.275	192.393	191.767	191.384	-0.2	3.8
Golf courses and country clubs.....	06/06	71311-	223.413	220.309	219.722	218.707	210.666	-3.7	3.9
Fitness and recreational sports centers.....	12/05	71391-	167.880	161.719	165.433	166.797	166.677	-0.1	5.7
Accommodation.....	12/04	71394-	121.826	121.857	115.893	119.419	116.086	-2.8	-0.8
Commercial machinery repair and maintenance.....	12/96	721--	195.786	198.456	205.874	202.136	202.961	0.4	3.0
Commercial machinery repair and maintenance.....	06/06	8113--	198.211	200.636	202.500	202.500	205.779	1.6	9.4

¹ Indexes in this table are derived from the net-output-weighted industry price indexes. Because of differences in coverage and aggregation methodology, they will generally not match the movements of similarly titled indexes which are derived from traditional commodity groupings.

² All indexes are subject to revision for 4 months after their originally scheduled publication to incorporate late reports and corrections by survey respondents.

³ Formerly titled "Total traditional service industries."

p Preliminary

-- Data not available.

Table 11. Producer price indexes for net output of selected industries and their products, not seasonally adjusted
[August 2024]

Title ¹	Industry code	Product code	Index base	Unadjusted index ²				
				Apr. 2024	May 2024 ^P	June 2024 ^P	July 2024 ^P	Aug. 2024 ^P
Logging.....	1133		12/81	203.859	203.768	203.764	204.526	205.930
Logging.....	11331		12/81	203.859	203.767	203.764	204.526	205.930
Logging.....	113310		12/81	203.982	203.890	203.886	204.649	206.054
Primary products.....		113310-P	12/81	212.023	211.927	211.923	212.717	214.176
Secondary products and miscellaneous receipts.....		113310-SM						
Mining								
Total mining industries.....			12/84	223.283	218.600	220.924	225.797	215.841
Oil and gas extraction.....	211		12/85	194.725	186.309	191.704	197.125	181.286
Oil and gas extraction.....	2111		12/85	194.725	186.309	191.704	197.125	181.286
Crude petroleum and natural gas extraction.....	211111		06/02	204.264	194.641	200.197	205.946	189.487
Primary products.....		211111-P	06/84	179.921	171.445	176.339	181.403	166.905
Crude petroleum.....		211111-1	06/84	252.387	233.921	233.295	241.901	231.733
Natural gas (from the wellhead).....		211111-3	06/84	44.212	52.394	66.410	65.048	44.136
Natural gas liquids extraction.....	211112		06/02	141.769	139.792	144.267	147.886	135.535
Primary products.....		211112-P	06/02	141.132	139.164	143.619	147.222	134.926
Natural gas liquids.....		211112-1	06/84	179.019	173.517	171.659	172.462	161.124
Isopentane and natural gasoline.....		211112-11	06/84	276.666	258.863	261.897	277.856	268.765
Propane.....		211112-12	06/84	135.847	152.179	176.485	198.698	180.277
Butane.....		211112-13	06/84	162.122	144.619	166.503	186.839	179.232
Plant condensate, ethane, gas mixtures, and other natural gas liquids.....		211112-14	06/96	180.601	172.849	157.727	145.701	135.012
Residue gas shipped from natural gas liquids plants.....		211112-3	06/84	50.364	55.639	73.790	83.379	69.645
Mining (except oil & gas).....	212		12/03	343.755	348.725	343.336	350.558	350.238
Coal mining.....	2121		12/85	298.583	301.020	296.283	306.253	310.024
Coal mining.....	21211		12/01	321.685	324.310	319.207	329.948	334.010
Coal mining.....	212110		12/22	104.019	104.870	103.222	106.692	108.004
Primary products.....		212110-P	12/22	103.927	104.782	103.124	106.612	107.931
Coal, utility sold.....		212110-1	12/22	106.384	107.894	105.829	110.149	111.614
Bituminous coal and lignite surface mining (utility sold).....		212110-11	12/01	197.134	218.920	198.212	207.650	212.479
Raw bituminous and lignite from surface mining operations (utility sold).....		212110-111	12/01	201.428	200.437	194.335	186.367	193.607
Processed bituminous coal and lignite surface operations (utility sold).....		212110-113	12/01	196.716	225.386	199.939	214.987	219.054
Bituminous coal underground mining (utility sold).....		212110-12	12/01	491.489	477.185	484.194	502.642	507.310
Raw bituminous coal shipped from underground mining operations (utility sold).....		212110-121	12/22	125.635	117.064	117.254	122.522	123.660
Processed bituminous coal shipped from underground mines (utility sold).....		212110-123	12/01	550.795	538.087	547.064	567.346	572.614
Coal exports.....		212110-4	12/22	85.770	82.333	82.372	82.072	83.148
Coal non-utility sold (including anthracite).....		212110-5	12/79	460.896	461.952	463.280	463.530	463.386
Secondary products and miscellaneous receipts.....		212110-SM						
Metal ore mining.....	2122		12/84	468.771	482.677	466.902	478.877	467.598
Iron ore mining.....	21221		12/84	203.375	203.925	202.570	206.827	206.827
Iron ore mining.....	212210		12/84	203.375	203.925	202.570	206.827	206.827
Primary products.....		212210-P	12/84	208.255	208.818	207.431	211.791	211.791
Iron ore (including crude, concentrates, agglomerates and pellets).....		212210-0	12/97	215.901	216.484	215.047	219.566	219.566
Copper, nickel, lead & zinc mining.....	21223		06/88	456.195	503.468	460.906	483.844	450.252
Copper, nickel, lead and zinc mining.....	212230		06/88	469.925	518.627	474.769	498.405	463.791
Primary products.....		212230-P	12/03	405.772	450.016	406.493	429.488	395.488
Secondary products and miscellaneous receipts.....		212230-SM						
Nonmetallic mineral mining & quarrying.....	2123		12/84	392.612	393.422	393.208	395.686	398.355
Stone mining & quarrying.....	21231		12/84	447.086	446.191	447.362	450.162	456.047
Dimension stone mining and quarrying.....	212311		06/85	387.698	387.698	387.698	387.698	387.698
Primary products.....		212311-P	06/85	375.220	375.220	375.220	375.220	375.220
Dimension stone.....		212311-0	06/85	375.220	375.220	375.220	375.220	375.220
Secondary products and miscellaneous receipts.....		212311-SM						
Crushed and broken limestone mining.....	212312		12/83	461.020	461.047	461.172	462.372	469.223
Primary products.....		212312-P	12/83	468.668	468.697	468.829	470.096	477.334
Crushed and broken limestone.....		212312-0	12/83	468.668	468.697	468.829	470.096	477.334
Secondary products and miscellaneous receipts.....		212312-SM						
Crushed and broken granite mining.....	212313		12/83	555.030	547.908	556.339	559.498	571.722
Primary products.....		212313-P	12/83	554.670	547.548	555.979	559.138	571.362
Crushed and broken granite.....		212313-0	12/83	554.670	547.548	555.979	559.138	571.362
Secondary products and miscellaneous receipts.....		212313-SM						

See footnotes at end of table.

Table 11. Producer price indexes for net output of selected industries and their products, not seasonally adjusted — Continued
 [August 2024]

Title ¹	Industry code	Product code	Index base	Unadjusted index ²				
				Apr. 2024	May 2024 ^P	June 2024 ^P	July 2024 ^P	Aug. 2024 ^P
Other crushed and broken stone mining.....	212319		12/83	378.763	378.763	378.763	387.569	387.569
Primary products.....		212319-P	12/83	388.609	388.609	388.609	398.082	398.082
Bituminous limestone and sandstone, and other crushed and broken stone.....		212319-0	12/83	388.609	388.609	388.609	398.082	398.082
Secondary products and miscellaneous receipts.....		212319-SM						
Sand/gravel/clay/refractory minerals mining.....	21232		12/03	261.506	264.350	263.552	266.011	266.434
Construction sand and gravel mining.....	212321		06/82	533.555	541.012	539.328	544.621	545.775
Primary products.....		212321-P	06/82	544.662	552.295	550.398	555.960	557.282
Construction sand and gravel (run of pit/bank, washed, screened, etc).....		212321-0	06/82	544.662	552.295	550.398	555.960	557.282
Construction sand and gravel, Midwest.....		212321-02	12/12	208.596	211.111	210.609	210.504	210.504
Construction sand and gravel, West.....		212321-04	12/12	187.366	191.126	190.117	194.062	194.983
Secondary products and miscellaneous receipts.....		212321-SM						
Miscellaneous receipts.....		212321-M	06/82	494.839	494.839	494.839	494.839	494.839
Kaolin, clay, and ceramic and refractory minerals mining.....	212323		12/22	114.512	114.267	113.966	114.795	114.718
Primary products.....		212323-P	12/22	114.514	114.269	113.968	114.796	114.720
Bentonite.....		212323-2	06/84	232.356	234.245	234.795	236.857	236.857
Secondary products and miscellaneous receipts.....		212323-SM						
Other nonmetallic mineral mining & quarrying.....	21239		12/84	264.534	263.075	261.657	261.314	260.641
Other nonmetallic mineral mining and quarrying.....	212390		12/22	90.465	89.966	89.481	89.364	89.133
Primary products.....		212390-P	12/22	90.465	89.966	89.481	89.363	89.133
Rock salt.....		212390-5	12/84	430.274	430.274	430.274	430.274	430.274
All other nonmetallic minerals, including gypsum.....		212390-9	06/85	392.744	378.407	373.860	374.758	372.896
Secondary and miscellaneous.....		212390-SM						
Mining support activities.....	213		06/09	128.023	127.958	126.635	127.206	129.079
Mining support activities.....	2131		06/09	128.023	127.958	126.635	127.206	129.079
Mining support activities.....	21311		06/09	128.023	127.958	126.635	127.206	129.079
Drilling oil and gas wells.....	213111		12/85	404.480	404.480	404.588	403.698	402.858
Primary services.....		213111-P	12/85	401.732	401.732	401.840	400.956	400.121
Oil and gas well directional drilling control.....		213111-03	12/03	142.976	142.976	143.514	139.745	139.745
Drilling oil and gas wells, including drilling in, spudding in or tailing in.....		213111-04	12/85	397.011	397.011	397.011	397.011	396.031
Reworking oil and gas wells.....		213111-05	12/92	378.452	378.452	378.452	377.055	377.055
Support activities for oil and gas operations.....		213112	12/85	222.239	222.087	218.839	220.556	225.283
Primary services.....		213112-P	12/85	224.893	224.763	221.363	223.170	228.158
Oil and gas field support services.....		213112-0	12/85	224.893	224.763	221.363	223.170	228.158
Secondary products and miscellaneous receipts.....		213112-SM						
Support activities for coal mining.....		213113	06/85	224.386	224.134	224.759	226.480	226.480
Primary services.....		213113-P	06/85	226.326	226.071	226.701	228.438	228.438
Coal mining services.....		213113-0	06/85	226.326	226.071	226.701	228.438	228.438
Support activities for metal and nonmetallic minerals mining.....		213118	05/23	104.045	104.045	104.045	102.273	102.126
Primary services.....		213118-P	05/23	104.045	104.045	104.045	102.273	102.126
Support activities for metal and nonmetallic minerals mining.....		213118-1	05/23	104.045	104.045	104.045	102.273	102.126
Utilities.....	221		12/03	175.360	179.446	190.511	193.419	192.396
Electric power generation, transmission, and distribution.....	2211		12/03	172.841	178.417	190.767	194.256	193.397
Electric power generation.....	22111		12/03	136.658	155.705	161.996	181.477	186.546
Electric power generation.....	221110		12/03	136.608	155.656	161.946	181.429	186.496
Primary products.....		221110-P	12/03	139.940	159.813	166.318	186.711	191.914
Utilities.....		221110-4	12/03	158.116	155.938	157.664	165.633	168.978
Non-utilities.....		221110-5	12/03	113.375	152.069	162.478	192.775	199.308
Secondary products and miscellaneous receipts.....		221110-SM						
Electric power transmission, control, and distribution.....	22112		12/03	185.861	185.800	200.626	197.044	193.598
Electric bulk power transmission and control.....	221121		12/03	219.041	219.373	217.783	210.773	216.885
Primary products.....		221121-P	12/03	219.538	219.871	218.277	211.251	217.377
Electric bulk power transmission and control.....		221121-3	12/03	219.538	219.871	218.277	211.251	217.377
Electric power distribution.....	221122		12/03	184.748	184.671	200.134	196.672	192.858
Primary products.....		221122-P	12/90	229.511	229.489	243.681	242.411	241.187
Residential electric power.....		221122-41	12/90	228.881	229.994	237.858	236.331	234.122
New England residential electric power.....		221122-411	12/90	230.856	230.856	230.699	211.434	208.905
Middle Atlantic residential electric power.....		221122-412	12/90	189.818	190.487	195.270	198.300	200.515
East North Central residential electric power.....		221122-413	12/90	230.485	227.879	244.347	243.633	242.982
West North Central residential electric power.....		221122-414	12/90	162.032	161.227	180.970	184.411	186.019
South Atlantic residential electric power.....		221122-415	12/90	213.024	214.643	224.016	223.633	223.002
East South Central residential electric power.....		221122-416	12/90	236.662	232.870	241.026	239.495	240.253
West South Central residential electric power.....		221122-417	12/90	228.391	233.297	237.306	238.550	219.990

See footnotes at end of table.

Table 11. Producer price indexes for net output of selected industries and their products, not seasonally adjusted — Continued
 [August 2024]

Title ¹	Industry code	Product code	Index base	Unadjusted index ²				
				Apr. 2024	May 2024 ^P	June 2024 ^P	July 2024 ^P	Aug. 2024 ^P
Electric power distribution - Continued								
Mountain residential electric power.....		221122-418	12/90	180.964	188.937	189.134	191.190	191.190
Pacific residential electric power.....		221122-419	12/90	350.613	351.039	354.199	343.987	344.204
Commercial electric power.....		221122-42	12/90	220.898	220.951	240.277	238.044	237.440
New England commercial electric power.....		221122-421	12/90	255.940	255.940	254.826	238.792	237.506
Middle Atlantic commercial electric power.....		221122-422	12/90	178.127	180.836	205.385	208.191	209.971
East North Central commercial electric power.....		221122-423	12/90	215.028	212.211	227.403	227.713	227.669
West North Central commercial electric power.....		221122-424	12/90	156.118	154.563	169.479	175.763	178.834
South Atlantic commercial electric power.....		221122-425	12/90	173.284	173.100	173.375	172.386	171.143
East South Central commercial electric power.....		221122-426	12/90	206.775	200.220	208.810	207.545	207.821
West South Central commercial electric power.....		221122-427	12/90	223.016	223.830	238.738	237.918	230.055
Mountain commercial electric power.....		221122-428	12/90	161.463	166.802	166.788	172.724	172.724
Pacific commercial electric power.....		221122-429	12/90	379.747	379.844	461.563	441.593	441.709
Industrial electric power.....		221122-43	12/90	248.639	245.079	265.654	267.546	267.822
New England industrial electric power.....		221122-431	12/90	151.462	146.440	147.609	159.021	157.206
Middle Atlantic industrial electric power.....		221122-432	12/90	189.266	187.964	195.459	206.756	204.840
East North Central industrial electric power.....		221122-433	12/90	421.179	404.903	429.222	422.325	421.346
West North Central industrial electric power.....		221122-434	12/90	176.179	177.415	193.065	197.664	201.916
South Atlantic industrial electric power.....		221122-435	12/90	172.231	175.742	176.610	175.027	173.673
East South Central industrial electric power.....		221122-436	12/90	200.863	192.662	202.235	201.276	200.858
West South Central industrial electric power.....		221122-437	12/90	269.586	262.438	276.546	277.162	256.276
Mountain industrial electric power.....		221122-438	12/90	151.141	151.940	166.035	189.331	219.092
Pacific industrial electric power.....		221122-439	12/90	301.140	301.418	377.256	364.923	365.016
Transportation electric power.....		221122-45	12/10	129.946	126.640	135.650	134.057	132.956
Secondary products and miscellaneous receipts.....		221122-SM						
Miscellaneous receipts.....		221122-M	12/90	189.692	189.691	190.153	190.153	190.153
Natural gas distribution.....	2212		12/03	163.572	161.653	166.567	166.942	165.429
Natural gas distribution.....	22121		12/03	163.572	161.653	166.567	166.942	165.429
Natural gas distribution.....	221210		12/03	163.521	161.602	166.513	166.888	165.376
Primary products.....		221210-P	12/90	269.082	265.784	272.888	274.148	271.550
Natural gas to ultimate consumers.....		221210-11	12/90	256.647	253.062	260.603	261.999	258.783
Residential natural gas.....		221210-112	12/90	268.671	264.514	269.874	270.891	269.411
New England residential natural gas.....		221210-1121	06/12	178.769	144.638	143.988	142.893	141.205
Middle Atlantic residential natural gas.....		221210-1122	06/12	152.926	152.845	152.764	153.736	152.382
East North Central residential natural gas.....		221210-1123	06/12	131.446	128.095	137.396	138.389	135.287
West North Central residential natural gas.....		221210-1124	06/12	132.552	135.311	134.644	137.652	136.211
South Atlantic residential natural gas.....		221210-1125	06/12	131.088	131.458	134.612	137.127	136.296
East South Central residential natural gas.....		221210-1126	06/12	97.365	96.602	93.768	104.006	105.522
West South Central residential natural gas.....		221210-1127	06/12	191.868	183.403	188.168	190.736	190.773
Mountain residential natural gas.....		221210-1128	06/12	188.361	189.164	189.342	161.571	162.342
Pacific residential natural gas.....		221210-1129	06/12	159.081	162.490	166.206	172.468	175.210
Commercial natural gas.....		221210-113	12/90	250.672	242.589	248.643	248.425	244.452
New England commercial natural gas.....		221210-1131	06/12	182.678	137.273	136.826	136.165	133.299
Middle Atlantic commercial natural gas.....		221210-1132	06/12	132.369	131.560	132.290	133.581	129.847
East North Central commercial natural gas.....		221210-1133	06/12	131.156	127.031	134.719	134.591	128.268
West North Central commercial natural gas.....		221210-1134	06/12	132.062	134.332	138.889	141.696	139.097
South Atlantic commercial natural gas.....		221210-1135	06/12	118.043	119.406	121.887	122.676	121.872
East South Central commercial natural gas.....		221210-1136	06/12	99.343	102.382	107.356	116.355	113.856
West South Central commercial natural gas.....		221210-1137	06/12	196.390	188.420	192.240	192.928	189.703
Mountain commercial natural gas.....		221210-1138	06/12	196.609	196.156	196.001	156.650	156.854
Pacific commercial natural gas.....		221210-1139	06/12	149.693	148.724	154.196	166.997	173.151
Industrial natural gas.....		221210-114	12/90	197.356	193.356	196.671	198.988	192.596
New England industrial natural gas.....		221210-1141	09/16	186.534	139.015	138.225	136.700	128.345
Middle Atlantic industrial natural gas.....		221210-1142	09/16	134.955	134.658	135.726	144.786	135.601
East North Central industrial natural gas.....		221210-1143	06/12	112.882	105.695	111.837	110.685	103.018
West North Central industrial natural gas.....		221210-1144	06/12	162.989	164.831	158.831	165.781	160.376
South Atlantic industrial natural gas.....		221210-1145	09/16	139.661	138.287	144.120	148.907	147.071
East South Central industrial natural gas.....		221210-1146	09/16	101.662	98.374	103.855	111.191	111.058
West South Central industrial natural gas.....		221210-1147	09/16	137.467	134.185	133.890	135.681	130.451
Mountain industrial natural gas.....		221210-1148	09/16	176.726	176.726	176.956	155.279	158.956
Pacific industrial natural gas.....		221210-1149	09/16	135.077	139.415	143.227	144.120	142.989
To electric power.....		221210-115	12/90	217.152	216.440	226.457	228.514	224.641
Delivered to ultimate consumers for the account of others (transportation only).....		221210-12	12/90	310.826	309.617	313.299	313.604	314.972
Industrial consumer.....		221210-122	12/90	305.046	304.577	310.124	311.148	310.749
Other consumers.....		221210-123	12/90	629.681	626.233	630.998	630.607	635.803
Secondary products and miscellaneous receipts.....		221210-SM						
Miscellaneous receipts.....		221210-M	12/90	190.495	190.549	191.052	191.166	190.684

See footnotes at end of table.

Table 11. Producer price indexes for net output of selected industries and their products, not seasonally adjusted — Continued
 [August 2024]

Title ¹	Industry code	Product code	Index base	Unadjusted index ²				
				Apr. 2024	May 2024 ^P	June 2024 ^P	July 2024 ^P	Aug. 2024 ^P
Construction industries								
New industrial building construction.....	236211		06/07	191.710	191.749	191.990	191.522	191.517
Primary products.....		236211-P	06/07	191.710	191.749	191.990	191.522	191.517
New warehouse building construction.....	236221		12/04	234.078	234.061	234.153	234.665	234.470
Primary products.....		236221-P	12/04	234.078	234.061	234.153	234.665	234.470
New school building construction.....	236222		12/05	225.165	224.701	224.980	228.008	227.957
Primary products.....		236222-P	12/05	225.165	224.701	224.980	228.008	227.957
New office building construction.....	236223		06/06	205.173	205.252	207.447	210.152	209.541
Primary products.....		236223-P	06/06	205.173	205.252	207.447	210.152	209.541
New health care building construction.....	236224		06/12	157.919	157.969	158.054	158.497	159.845
Primary products.....		236224-P	06/12	157.919	157.969	158.054	158.497	159.845
Concrete contractors, nonresidential building work.....	23811X		12/07	178.483	178.695	178.899	178.603	178.227
Primary products.....		23811X-P	12/07	178.483	178.695	178.899	178.603	178.227
Roofing contractors, nonresidential building work.....	23816X		12/07	208.922	208.318	208.350	210.080	210.091
Primary products.....		23816X-P	12/07	208.922	208.318	208.350	210.080	210.091
Electrical contractors, nonresidential building work.....	23821X		12/07	168.707	168.709	168.835	170.848	171.032
Primary products.....		23821X-P	12/07	168.707	168.709	168.835	170.848	171.032
Plumbing, heating and air-conditioning contractors, nonresidential building work.....	23822X		12/07	177.338	177.315	177.580	177.800	178.513
Primary products.....		23822X-P	12/07	177.338	177.315	177.580	177.800	178.513
Manufacturing								
Total manufacturing industries.....			12/84	251.376	248.979	247.856	249.952	249.364
Food mfg.....	311		12/84	256.523	257.016	258.813	260.162	259.515
Animal food mfg.....	3111		12/03	204.577	204.863	204.661	205.110	204.754
Animal food mfg.....	31111		12/03	205.754	206.043	205.839	206.290	205.933
Dog and cat food manufacturing.....	311111		12/85	298.545	298.603	298.655	298.656	298.656
Primary products.....		311111-P	12/85	306.228	306.288	306.342	306.342	306.342
Dog food.....		311111-1	12/85	319.009	319.099	319.182	319.182	319.182
Canned dog food.....		311111-11	12/98	255.062	255.062	255.062	255.062	255.062
Dry and semi moist dog food.....		311111-14	12/11	144.682	144.732	144.779	144.779	144.779
Cat food.....		311111-4	12/85	287.778	287.778	287.778	287.778	287.778
Canned cat food.....		311111-44	12/11	167.111	167.111	167.111	167.111	167.111
Dry and semi moist cat food.....		311111-45	12/98	240.126	240.126	240.126	240.126	240.126
Secondary products and miscellaneous receipts.....		311111-SM						
Miscellaneous receipts.....		311111-M1	12/10	140.857	140.857	140.857	140.857	140.857
Other animal food manufacturing.....	311119		12/80	213.811	214.325	213.906	214.764	214.084
Primary products.....		311119-P	12/80	207.524	208.047	207.585	208.464	207.767
Complete swine feed, supplements, concentrates, and premixes.....		311119-B	12/11	117.588	118.288	118.297	118.308	116.317
Complete beef cattle feed, supplements, concentrates, and premixes.....		311119-H	12/11	115.395	115.963	115.340	116.561	115.579
Poultry, exc. chicken and turkey, and livestock, exc. cattle and swine, feed.....		311119-N	12/80	346.804	345.547	345.625	345.629	345.169
Pet (excluding dog and cat), laboratory, and fur animal feed.....		311119-R	06/91	237.123	235.895	236.083	227.491	229.572
Chicken and turkey feed, supplements, concentrates, and premixes.....		311119-1	12/80	160.323	162.211	160.250	161.223	161.609
Complete dairy cattle feed, supplements, concentrates, and premixes.....		311119-5	12/11	113.158	111.926	112.648	114.514	114.078
Other prepared animal feeds, including feeding materials and adjuncts.....		311119-9	12/80	264.280	264.498	267.842	267.922	266.455
Secondary products and miscellaneous receipts.....		311119-SM						
Miscellaneous receipts.....		311119-M	12/80	261.841	262.051	265.970	265.970	266.928
Secondary products.....		311119-S	12/80	377.187	377.187	377.187	376.976	376.776
Grain & oilseed milling.....	3112		12/03	179.871	180.103	179.487	181.723	178.839
Flour milling & malt mfg.....	31121		12/03	198.138	201.891	199.689	197.389	195.643
Flour milling.....	311211		06/83	222.444	228.498	224.499	220.876	218.191
Primary products.....		311211-P	06/83	226.582	232.979	228.728	224.914	222.194
Prepared flour mixes, including refrigerated and frozen doughs and batters, made in flour mills.....		311211-A	06/83	261.140	261.140	261.140	261.426	261.426
Wheat flour (except flour mixes), made in flour mills.....		311211-1	06/83	247.301	258.598	251.502	247.225	245.806
Wheat mill products, except flour.....		311211-4	06/83	119.451	123.375	119.898	118.079	110.482
Corn mill products.....		311211-7	06/83	208.798	210.434	208.364	203.900	203.313
Other grain mill products.....		311211-9	06/83	272.375	276.561	277.098	266.922	260.927
Secondary products and miscellaneous receipts.....		311211-SM						
Miscellaneous receipts.....		311211-M	06/92	127.086	126.942	129.424	128.070	116.791
Rice milling.....	311212		06/84	234.955	235.369	236.378	235.843	235.281
Primary products.....		311212-P	06/84	234.183	234.596	235.602	235.069	234.509
Milled rice and byproducts.....		311212-0	12/03	225.516	225.914	226.882	226.369	225.830

See footnotes at end of table.

Table 11. Producer price indexes for net output of selected industries and their products, not seasonally adjusted — Continued
[August 2024]

Title ¹	Industry code	Product code	Index base	Unadjusted index ²				
				Apr. 2024	May 2024 ^P	June 2024 ^P	July 2024 ^P	Aug. 2024 ^P
Rice milling - Continued								
Milled rice (incl second heads, screenings, brewers, bran, sharps, rice flour, and byproducts).....		311212-04	06/03	241.655	242.534	245.491	246.122	246.150
Head rice not packaged with other ingredients.....		311212-06	12/11	134.080	133.905	133.596	132.551	131.804
Malt manufacturing.....	311213		06/85	202.615	202.585	202.707	202.799	202.799
Primary products.....		311213-P	06/85	199.543	199.513	199.635	199.728	199.728
Malt and malt byproducts.....		311213-0	06/85	199.543	199.513	199.635	199.728	199.728
Secondary products and miscellaneous receipts.....		311213-SM1						
Starch & vegetable fats & oils mfg.....	31122		12/03	175.352	174.400	174.144	178.268	174.352
Wet corn milling and starch manufacturing.....	311221		06/85	240.577	248.676	248.685	254.008	252.189
Primary products.....		311221-P	06/85	266.093	275.227	275.200	281.244	279.172
Wet process corn byproducts.....		311221-A	06/85	251.734	255.114	263.260	244.924	242.369
Corn sweeteners, made by wet milling.....		311221-1	06/85	250.539	268.753	266.815	279.792	273.029
Manufactured starch, made by wet milling.....		311221-4	06/85	337.709	337.638	336.563	345.566	357.880
Secondary products and miscellaneous receipts.....		311221-SM						
Soybean and other oilseed processing.....	311224		12/11	99.539	98.122	98.120	101.130	97.938
Primary products.....		311224-P	12/11	89.956	89.661	89.631	91.558	89.137
Cottonseed cake, meal, hulls, and other byproducts.....		311224-B	06/85	523.937	529.915	533.575	524.373	507.834
Cottonseed cake and meal.....		311224-B1	12/11	112.925	116.786	117.832	113.243	109.294
Soybean oil.....		311224-3	12/79	238.900	234.940	235.553	238.663	234.312
Crude soybean oil, degummed, made from soybeans crushed in the same establishment.....		311224-31	05/88	290.900	290.167	290.456	290.920	290.522
Soybean oil, all other types.....		311224-32	12/03	205.685	198.063	199.062	205.162	196.367
Soybean cake, meal, and other byproducts.....		311224-4	12/79	123.426	126.164	125.863	126.362	124.200
Soybean cake and meal.....		311224-41	12/09	87.491	88.901	89.483	89.206	87.550
Other soybean products, including isolates and concentrates.....		311224-42	12/09	138.879	150.981	137.123	148.384	148.067
Cotton linters.....		311224-7	06/85	109.926	110.220	130.022	141.727	153.725
Other crude and refined vegetable oils and other vegetable mill products.....		311224-9	12/11	188.448	189.692	189.098	188.900	188.900
Other crude vegetable oils, including linseed, peanut, sunflower, safflower, etc.....		311224-91	01/99	371.637	374.807	372.203	371.017	371.017
Other vegetable oil mill products, including all oil seed cake and meal.....		311224-93	12/85	293.575	295.008	295.347	295.681	295.681
Secondary products and miscellaneous receipts.....		311224-SM						
Miscellaneous products.....		311224-M	12/11	97.784	112.037	117.789	121.212	119.753
Fats and oils refining and blending.....	311225		12/81	357.909	349.840	347.241	347.396	345.115
Primary products.....		311225-P	12/81	381.387	369.026	367.479	369.201	366.181
Shortening and cooking oils.....		311225-2	12/81	358.520	341.450	341.738	343.688	339.982
Margarine, butter blends, and butter substitutes.....		311225-4	02/04	162.765	165.324	162.084	162.326	-
Secondary products and miscellaneous receipts.....		311225-SM						
Secondary products.....		311225-S	02/04	159.066	161.988	158.389	155.333	-
Breakfast cereal manufacturing.....	31123		12/03	175.785	175.785	175.785	175.785	175.785
Breakfast cereal manufacturing.....	311230		12/83	292.390	292.390	292.390	292.390	292.390
Primary products.....		311230-P	12/83	305.449	305.449	305.449	305.449	305.449
Breakfast cereal.....		311230-1	12/83	303.881	303.881	303.881	303.881	303.881
Secondary products and miscellaneous receipts.....		311230-SM						
Sugar & confectionery product mfg.....	3113		12/84	290.402	285.716	291.621	289.633	291.377
Sugar mfg.....	31131		12/03	218.823	219.475	218.545	218.699	217.393
Beet sugar manufacturing.....	311313		06/82	240.930	240.732	239.852	240.309	240.175
Primary products.....		311313-P	06/82	246.766	246.562	245.594	246.064	245.926
Beet sugar.....		311313-0	06/82	250.899	250.693	249.708	250.186	250.046
Secondary products and miscellaneous receipts.....		311313-SM1						
Cane sugar manufacturing.....	311314		12/11	129.453	130.155	129.555	129.547	128.325
Primary products.....		311314-P	12/11	129.719	130.433	129.840	129.797	128.560
Raw cane sugar and sugarcane mill products and byproducts.....		311314-1	06/82	237.701	237.876	235.649	235.494	231.726
Refined granulated cane sugar and byproducts.....		311314-3	06/82	281.819	284.212	283.771	283.733	282.161
Secondary products and miscellaneous receipts.....		311314-SM						
Nonchocolate confectionery mfg.....	31134		12/03	184.078	184.281	184.283	184.293	184.463
Nonchocolate confectionery manufacturing.....	311340		12/03	184.022	184.225	184.227	184.238	184.408
Primary products.....		311340-P	12/03	185.558	185.771	185.771	185.771	185.948
Nonchocolate-type confectioneries.....		311340-5	06/83	285.389	285.839	285.839	285.839	286.214
Other confectionery-type products.....		311340-7	06/91	235.823	235.823	235.823	235.823	235.823
Secondary products and miscellaneous receipts.....		311340-SM						
Chocolate and confectionery manufacturing.....	31135		12/11	155.338	149.374	156.820	154.381	157.000
Chocolate and confectionery mfg. from cacao.....	311351		12/11	235.927	213.354	239.577	226.866	236.176
Primary products.....		311351-P	12/11	233.921	211.353	237.370	224.667	233.959

See footnotes at end of table.

Table 11. Producer price indexes for net output of selected industries and their products, not seasonally adjusted — Continued
[August 2024]

Title ¹	Industry code	Product code	Index base	Unadjusted index ²				
				Apr. 2024	May 2024 ^P	June 2024 ^P	July 2024 ^P	Aug. 2024 ^P
Chocolate and confectionery mfg. from cacao - Continued								
Chocolate coatings, made from cacao beans.....		311351-1	12/11	251.894	241.794	267.954	249.654	263.912
Chocolate/chocolate-type confectionery products, made from cacao beans.....		311351-4	12/11	134.838	134.838	134.838	134.838	134.838
Other chocolate and cocoa products, made from cacao beans.....		311351-7	12/11	286.381	247.548	289.968	270.206	284.512
Secondary products and miscellaneous receipts.....		311351-SM1						
Confectionery mfg. from purchased chocolate.....								
Primary products.....	311352	311352-P	12/11	123.946	124.294	124.612	126.061	126.142
Chocolate/confectionery products, made from purchased chocolate.....		311352-3	12/11	124.509	124.896	125.246	126.837	126.935
Secondary products and miscellaneous receipts.....		311352-SM		123.171	123.555	123.901	125.475	125.572
Miscellaneous receipts.....		311352-M	12/11	158.792	157.199	157.199	157.085	157.085
Fruit & vegetable preserving & specialty food mfg.....								
	3114		12/84	254.726	255.752	255.723	256.418	255.952
Frozen food manufacturing.....								
	31141		12/03	183.937	184.513	184.354	185.488	185.491
Frozen fruit and vegetable manufacturing.....								
	311411		06/81	373.904	374.821	375.331	383.147	383.163
Primary products.....		311411-P	06/81	329.999	330.485	330.943	337.658	337.814
Frozen fruits, juices, ades, drinks, and cocktails.....		311411-1	06/81	280.412	282.323	283.777	303.430	305.838
Frozen fruits.....		311411-11	12/90	264.641	269.156	272.590	275.884	279.301
Frozen vegetables.....		311411-4	06/81	359.465	359.429	359.526	361.574	360.885
Frozen vegetables, other than potato products.....		311411-47	12/11	141.737	141.700	141.801	141.906	141.812
Frozen potato products (French-fried, patties, puffs, etc.).....		311411-48	12/11	179.805	179.805	179.805	181.371	180.890
Secondary products and miscellaneous receipts.....		311411-SM						
Miscellaneous receipts.....		311411-M	06/97	863.103	935.151	920.741	1,031.902	1,038.077
Frozen specialty food manufacturing.....								
	311412		12/82	202.809	203.539	203.023	202.018	202.020
Primary products.....		311412-P	12/82	206.780	207.506	206.981	205.947	205.947
Frozen dinners (beef, pork, and poultry pies) and nationality foods, incl. frozen pizza.....		311412-1	12/82	186.487	187.297	186.830	185.749	185.745
Other frozen specialties, incl. all whipped topping, waffles, soups, etc., excluding seafood.....		311412-4	06/91	234.574	234.574	233.949	233.553	233.581
Secondary products and miscellaneous receipts.....		311412-SM						
Secondary products.....		311412-S	12/82	186.966	189.898	188.966	189.647	189.985
Fruit & vegetable canning, pickling & drying.....								
	31142		12/03	196.755	197.683	197.787	197.753	197.083
Fruit and vegetable canning.....								
	311421		06/81	291.936	293.945	294.323	294.140	293.764
Primary products.....		311421-P	06/81	293.087	294.065	294.867	296.311	294.933
Canned catsup and other tomato based sauces.....		311421-D	06/81	257.495	255.409	255.641	255.331	255.068
Canned jams, jellies, and preserves.....		311421-G	06/81	263.004	262.992	262.992	262.992	264.419
Canned and fresh fruit juices, nectars, and concentrates.....		311421-K	12/11	150.179	152.149	151.840	155.748	155.356
Pickles and other pickled products, including horseradish.....		311421-Q	06/81	327.951	327.951	329.284	329.284	329.284
Canned fruits, excluding baby foods.....		311421-1	06/81	333.852	336.087	339.270	338.327	330.838
Canned vegetables.....		311421-5	06/81	297.960	300.523	302.176	302.124	301.119
Secondary products and miscellaneous receipts.....		311421-SM						
Miscellaneous receipts.....		311421-M	06/81	166.038	186.470	179.500	159.797	174.938
Secondary products.....		311421-S	06/81	325.169	323.695	325.069	316.720	316.477
Specialty canning.....								
	311422		12/82	329.313	327.170	326.367	326.257	326.257
Primary products.....		311422-P	12/82	348.585	345.944	344.952	344.817	344.817
Canned baby foods and other canned specialty/nationality foods.....		311422-5	06/08	148.904	145.004	143.336	142.524	142.524
Canned soups and stews, excluding frozen and seafood.....		311422-6	12/82	461.800	461.027	461.020	461.732	461.732
Canned dry beans.....		311422-7	12/82	222.295	222.295	222.295	222.295	222.295
Secondary products and miscellaneous receipts.....		311422-SM						
Dried and dehydrated food manufacturing.....								
	311423		12/82	297.136	300.631	301.220	302.067	296.976
Primary products.....		311423-P	12/82	307.095	311.158	311.795	312.647	306.492
Soup mixes (including dried/dehydrated/freeze-dried) and bouillon.....		311423-1	12/82	215.116	215.116	215.116	217.339	217.339
Dried and dehydrated fruits and vegetables, including freeze-dried.....		311423-5	12/82	300.292	301.617	302.469	302.334	298.104
Secondary products and miscellaneous receipts.....		311423-SM						
Dairy product mfg.....								
	3115		12/84	237.803	241.697	245.259	248.092	248.811
Dairy product (except frozen) mfg.....								
	31151		12/03	169.611	172.591	175.320	177.487	178.033
Fluid milk manufacturing.....								
	311511		12/82	303.731	302.287	307.841	311.957	312.920
Primary products.....		311511-P	12/82	278.887	277.509	283.216	287.278	288.113
Yogurt, except frozen.....		311511-A	12/82	182.972	183.032	183.031	183.318	183.199
Perishable dairy product alternatives, including plant-based.....		311511-D	12/91	167.288	169.017	169.081	169.081	168.619
Perishable beverage dairy milk alternatives, including plant-based.....		311511-D1	09/23	98.651	98.651	98.665	98.665	98.275
All other perishable dairy product alternatives, including plant-based.....		311511-D2	09/23	99.809	104.919	105.048	105.048	105.234
Fluid milk and cream, bulk sales.....		311511-1	12/91	247.835	251.509	256.815	260.251	262.345
Fluid milk and related products, packaged (incl. cartons, bottles, cans, etc.) excl. U.H.T.....		311511-5	12/82	292.824	289.248	298.503	304.760	305.762
Whole fluid milk, packaged, excluding U.H.T. and flavored.....		311511-51	12/82	271.236	266.257	276.237	283.416	283.245
Fluid milk, lowfat, incl. 2.0, 1.0, and 0.5 percent packaged, excl. U.H.T. and flavored.....		311511-52	12/82	299.792	292.624	303.243	310.996	313.231

See footnotes at end of table.

Table 11. Producer price indexes for net output of selected industries and their products, not seasonally adjusted — Continued
 [August 2024]

Title ¹	Industry code	Product code	Index base	Unadjusted index ²				
				Apr. 2024	May 2024 ^P	June 2024 ^P	July 2024 ^P	Aug. 2024 ^P
Fluid milk manufacturing - Continued								
Fat free or skim milk, packaged, excluding U.H.T. and flavored.....		311511-53	12/82	309.526	301.692	311.354	318.882	319.064
Other fluid milk related products, incl. heavy & light cream, unflavored sour cream, etc.....		311511-59	06/98	254.933	259.313	264.123	265.816	267.156
Cottage cheese (including bakers', pot, and farmers' cheese).....		311511-7	12/82	319.127	314.034	314.325	314.489	315.100
Other packaged milk products incl. flavored milks, eggnog, buttermilk, etc.....		311511-9	12/91	280.562	277.260	281.827	286.430	287.401
Secondary products and miscellaneous receipts.....		311511-SM						
Secondary products.....		311511-S	12/82	292.471	291.688	291.775	293.234	294.160
Creamery butter manufacturing.....	311512		06/84	208.217	212.846	220.355	221.988	220.738
Primary products.....		311512-P	06/84	204.996	209.553	216.946	218.554	217.324
Creamery butter.....		311512-0	06/84	204.996	209.553	216.946	218.554	217.324
Cheese manufacturing.....	311513		06/81	192.547	202.570	205.376	208.770	209.735
Primary products.....		311513-P	06/81	178.620	188.295	190.650	194.377	195.192
Raw liquid whey.....		311513-A	12/04	280.921	277.396	293.466	298.001	317.990
Natural cheese (cheddar, Swiss, Italian, brick, cream, grated, dried etc.) excl. cottage cheese.....		311513-1	06/81	166.953	175.655	177.869	181.122	181.525
Natural cheese, except lowfat, shipped in consumer packages or containers (3 lbs. or less).....		311513-1111	12/04	139.631	139.893	140.364	140.910	140.972
Natural cheese, except lowfat, shipped in packages or containers (more than 3 lbs.) or bulk.....		311513-1121	12/04	105.374	117.030	119.504	122.601	123.660
Lowfat natural cheese, except cottage cheese, shipped in consumer packages (3 lbs. or less).....		311513-1131	06/10	113.943	114.171	114.147	114.205	114.218
Lowfat natural cheese, except cottage cheese, shipped in packages (more than 3 lbs.) or in bulk.....		311513-1141	06/10	110.872	124.196	127.733	134.766	133.863
Process cheese and related products.....		311513-4	06/81	182.773	195.802	197.805	203.141	205.109
Process cheese, shipped in consumer packages or containers (3 lbs. or less)...		311513-41	06/10	122.794	131.934	133.169	133.943	134.742
All other process cheese and related products.....		311513-49	06/10	134.049	143.249	144.819	151.320	153.244
Process cheese, shipped in packages or containers (more than 3 lbs.) or in bulk.....		311513-4921	06/10	131.460	128.554	131.299	149.187	151.117
Cheese food, spread, and other related products.....		311513-4961	12/11	107.874	124.661	124.976	121.154	122.669
Secondary products and miscellaneous receipts.....		311513-SM						
Miscellaneous receipts.....		311513-M	06/81	267.833	268.501	270.962	272.189	273.213
Secondary products.....		311513-S	06/81	207.975	215.313	221.665	218.650	221.098
Dry, condensed, and evaporated dairy products.....	311514		12/83	210.805	209.446	210.728	210.958	211.646
Primary products.....		311514-P	12/83	228.476	226.444	227.016	227.006	227.537
Ice cream mixes and related products.....		311514-A	04/00	152.266	154.085	155.851	158.090	158.757
Dairy product alternatives, including plant-based.....		311514-D	06/92	198.854	198.842	199.160	199.529	200.078
Dry milk products and mixtures.....		311514-1	12/83	186.976	183.682	183.526	183.241	183.512
Milk products, shipped in consumer-type cans, excluding alternatives.....		311514-5	12/83	340.365	340.120	340.396	340.486	341.039
Concentrated milk products shipped in bulk (barrels, drums, and tanks).....		311514-7	12/83	145.133	147.336	153.311	152.356	154.050
Secondary products and miscellaneous receipts.....		311514-SM						
Secondary products.....		311514-S	12/83	146.663	149.089	-	-	-
Ice cream and frozen dessert mfg.....	31152		12/03	173.538	173.632	173.968	174.133	174.231
Ice cream and frozen dessert manufacturing.....	311520		06/83	278.839	278.989	279.529	279.794	279.952
Primary products.....		311520-P	06/83	282.398	282.568	283.147	283.432	283.591
Ice cream and frozen dessert manufacturing.....		311520-0	06/83	282.398	282.568	283.147	283.432	283.591
Ice cream, incl. custards (excl. lowfat and nonfat) shipped in bulk (containers 3 gal or more).....		311520-01	06/83	285.882	285.948	286.356	286.772	287.906
Ice cream, incl. custards (excl. lowfat and nonfat) shipped in sizes less than 3 gallons.....		311520-02	06/83	280.696	280.937	281.435	281.821	282.033
Ice cream, including custards (excluding lowfat and nonfat), novelty forms.....		311520-03	06/92	213.705	213.771	214.096	214.141	214.129
Ice cream, including custards, lowfat and nonfat.....		311520-04	12/98	161.488	161.541	162.868	162.953	163.006
Frozen desserts containing fats other than butterfat (incl. soy, rice, almond, oats, etc.).....		311520-06	12/22	105.418	105.418	104.375	104.378	104.378
Other frozen desserts (yogurt, sherbet, water ices, mellorine, frozen pudding, gelato, etc.).....		311520-09	12/98	215.489	215.604	216.196	216.535	216.495
Secondary products and miscellaneous receipts.....		311520-SM						
Miscellaneous receipts.....		311520-M	06/83	320.796	318.389	316.480	314.359	314.485
Secondary products.....		311520-S	06/83	191.637	191.637	191.637	191.728	191.868
Animal slaughtering & processing.....	31161		12/84	226.977	227.989	230.816	231.560	227.396
Animal, except poultry, slaughtering.....	311611		12/80	259.586	259.201	269.767	270.547	257.716
Primary products.....		311611-P	12/80	255.423	255.082	265.532	266.305	253.667
Pork, fresh/frozen, unprocessed, all cuts, except sausage, made in slaughtering plants.....		311611-A	12/80	167.936	170.658	171.674	172.652	170.247
Pork, processed or cured, not canned or made into sausage, made in slaughtering plants.....		311611-G	12/80	259.425	261.336	263.307	263.592	268.914
Fresh and processed sausage, deli, and cooked meats, made in slaughtering plants.....		311611-J	12/80	315.025	310.404	314.269	327.183	324.409
Hides, skins, and pelts, made in slaughtering plants.....		311611-Q	12/80	80.895	79.823	78.973	77.483	75.755
Miscellaneous byproducts of slaughtering plants.....		311611-R	12/80	527.281	521.184	538.451	559.223	548.316

See footnotes at end of table.

Table 11. Producer price indexes for net output of selected industries and their products, not seasonally adjusted — Continued
 [August 2024]

Title ¹	Industry code	Product code	Index base	Unadjusted index ²				
				Apr. 2024	May 2024 ^P	June 2024 ^P	July 2024 ^P	Aug. 2024 ^P
Animal, except poultry, slaughtering - Continued								
Beef, fresh or frozen, not canned or made into sausage, made in slaughtering plants.....		311611-1	12/80	293.523	291.998	309.328	307.797	285.868
Beef, fresh/frozen whole/half carcass, not canned or made into sausage, misp...		311611-10	12/80	297.146	296.713	297.481	304.978	302.517
Beef, fresh/frozen variety meats, not canned or made into sausage, made in slaughtering plants.....		311611-16	12/80	319.751	325.511	334.543	344.637	347.830
Beef, fresh/frozen, primal and subprimal cuts, made in slaughtering plants.....		311611-17	12/95	261.399	259.481	276.931	274.072	251.192
Lamb/mutton, fresh or frozen, not canned or made into sausage, made in slaughtering plants.....		311611-7	12/95	323.955	320.072	315.881	320.693	320.011
Secondary products and miscellaneous receipts.....		311611-SM						
Secondary products.....		311611-S	12/80	156.254	152.772	155.188	155.220	147.940
Meat processed from carcasses.....	311612		12/82	232.709	233.118	233.156	238.795	240.801
Primary products.....		311612-P	12/82	226.408	226.950	226.999	232.681	234.690
Other processed, frozen, or cooked meats, made from purchased carcasses.....		311612-A	12/82	230.305	230.467	231.446	238.761	242.494
Boxed meat (beef, pork, lamb, etc.), made from purchased carcasses.....		311612-A1	06/08	147.149	145.320	144.059	152.708	144.164
Frozen ground meat patties and other processed, frozen, or cooked meats, mfpc.....		311612-A5	09/16	133.836	134.545	135.706	138.708	144.313
Pork, processed or cured, not canned or made into sausage, mfpc.....		311612-1	12/82	170.096	171.692	169.248	173.671	176.142
Pork, sweet-pickled, dry-cured, or dry salt, not canned or made into sausage, mfpc.....		311612-11	09/16	125.983	126.752	127.139	127.416	126.390
Smoked hams and picnics, excluding canned, made from purchased carcasses.....		311612-12	06/08	155.804	159.596	145.239	163.231	162.291
Smoked slab bacon, made from purchased carcasses.....		311612-13	09/16	116.237	118.042	121.028	121.058	120.903
Smoked sliced bacon, made from purchased carcasses.....		311612-14	06/08	162.343	162.970	165.977	165.265	172.100
Other smoked pork, not canned or made into sausage, made from purchased carcasses.....		311612-15	06/08	153.142	153.512	153.405	149.271	147.448
Boiled ham, barbecue pork, and other cooked pork, except canned meats and sausage, mfpc.....		311612-16	06/08	113.067	113.073	113.085	113.074	113.628
Sausage and similar products, excluding canned, made from purchased carcasses.....		311612-4	12/82	254.774	254.951	255.816	259.821	257.940
Fresh sausage (pork sausage, breakfast links, etc.), excluding canned, mfpc....		311612-41	12/82	325.173	319.468	316.232	330.956	324.339
Dry or semidry sausage (salami, cervelat, pepperoni, summer sausage, pork roll, etc), mfpc.....		311612-42	12/82	223.084	225.876	233.284	231.789	229.999
Frankfurters, including wieners, excluding canned, made from purchased carcasses.....		311612-43	12/82	274.518	275.399	275.963	274.278	275.646
Other sausage (smoked or cooked) & jellied goods & similar preparations, excluding canned, mfpc.....		311612-44	12/82	225.192	227.940	224.042	227.540	228.968
Secondary products and miscellaneous receipts.....		311612-SM						
Secondary products.....		311612-S	12/82	237.099	232.074	231.693	231.108	231.366
Rendering and meat byproduct processing.....	311613		12/82	279.936	276.207	282.173	283.126	292.919
Primary products.....		311613-P	12/82	270.146	266.482	272.431	273.190	282.406
Lard, inedible tallow, and other greases, excluding wool grease.....		311613-2	12/82	328.154	327.218	334.456	338.874	369.131
Animal and marine feed and fertilizer byproducts.....		311613-5	12/82	218.677	214.376	219.187	218.466	218.644
Meat and bone meal.....		311613-51	12/82	142.470	140.701	146.244	147.435	148.926
Animal and marine feed and fertilizer byproducts, except meat and bone meal..		311613-52	12/82	326.301	318.345	322.087	318.640	316.945
Secondary products and miscellaneous receipts.....		311613-SM						
Poultry processing.....	311615		12/81	187.797	191.184	186.914	184.033	184.688
Primary products.....		311615-P	12/81	191.991	195.436	190.985	188.073	188.760
Processed poultry and small game (except soups), containing 20 percent or more poultry or meat.....		311615-D	12/81	137.400	150.796	132.619	131.203	131.932
Young chickens, including bulk, chilled, frozen, whole, and in parts.....		311615-1	12/81	230.300	227.130	233.476	228.740	229.769
Turkeys (including frozen, whole, and parts).....		311615-7	12/81	184.974	187.174	183.041	182.527	181.915
Other poultry and small game (including frozen), whole, and parts.....		311615-9	12/90	295.224	293.741	293.741	286.264	282.590
Secondary products and miscellaneous receipts.....		311615-SM						
Secondary products.....		311615-S	12/81	31.264	32.375	34.314	32.811	32.408
Seafood product preparation & packaging.....	3117		12/03	187.405	186.005	186.157	187.233	187.818
Seafood product preparation and packaging.....	31171		12/03	187.405	186.005	186.157	187.233	187.818
Seafood product preparation and packaging.....	311710		12/11	131.190	130.210	130.317	131.070	131.479
Primary products.....		311710-P	12/11	130.799	129.811	129.906	130.674	131.092
Prepared frozen shellfish.....		311710-3	12/96	171.807	169.489	170.919	171.947	171.340
Prepared fresh fish/seafood, inc. surimi/surimi-based products.....		311710-6	12/82	419.819	416.804	424.735	423.329	423.725
Prepared frozen fish.....		311710-7	12/82	303.385	303.289	301.271	306.759	311.028
Other prepared fresh and frozen seafood.....		311710-9	12/96	230.333	224.315	220.644	219.483	214.336
Secondary products and miscellaneous receipts.....		311710-SM						
Bakeries & tortilla mfg.....	3118		12/03	189.231	189.003	189.073	189.302	189.534
Bread & bakery product mfg.....	31181		12/03	202.731	202.698	202.830	202.925	203.238
Retail bakeries.....	311811		12/03	236.873	237.089	238.111	238.114	238.329
Primary products.....		311811-P	12/99	261.245	261.245	262.578	262.578	262.858
Retail bakery products.....		311811-0	12/99	261.245	261.245	262.578	262.578	262.858

See footnotes at end of table.

Table 11. Producer price indexes for net output of selected industries and their products, not seasonally adjusted — Continued
[August 2024]

Title ¹	Industry code	Product code	Index base	Unadjusted index ²				
				Apr. 2024	May 2024 ^P	June 2024 ^P	July 2024 ^P	Aug. 2024 ^P
Retail bakeries - Continued								
Secondary products and miscellaneous receipts.....		311811-SM						
Miscellaneous receipts.....		311811-M	06/07	236.615	244.746	244.746	244.746	244.746
Commercial bakeries.....	311812		06/80	452.052	451.934	451.985	452.580	453.312
Primary products.....		311812-P	06/80	447.237	447.123	447.173	447.801	448.591
Bread (white, wheat, rye, etc.), including frozen.....		311812-1	06/80	449.205	449.694	449.779	450.534	450.825
White pan bread.....		311812-15	12/11	143.783	144.166	143.932	144.315	144.394
White hearth bread (French, Italian, etc.).....		311812-16	12/11	143.486	144.018	144.197	144.179	145.400
Dark wheat breads (whole wheat, cracked wheat, multigrain, etc.).....		311812-17	12/11	141.890	141.921	141.966	141.971	141.726
Other variety breads (rye, unleavened, raisin, potato, self-rising, salt-free, canned, etc.).....		311812-18	12/11	130.778	130.431	130.808	131.120	130.889
Rolls, bread-type (including muffins, bagels, and croissants), including frozen.....		311812-5	06/80	418.099	417.261	417.191	416.757	418.452
Rolls, hamburger and wiener.....		311812-51	12/11	132.500	132.090	131.862	131.757	132.288
All other rolls, bread-type (incl. muffins, bagels, and croissants).....		311812-59	12/11	151.901	151.736	151.908	151.720	152.342
Soft cakes, excluding frozen.....		311812-7	06/80	493.419	493.798	494.239	497.481	496.908
Pies (fruit, cream, and custard), excluding frozen.....		311812-8	06/80	523.004	523.415	523.004	522.180	526.543
Other sweet goods, excluding frozen.....		311812-9	06/80	468.839	468.786	468.814	470.324	470.522
Secondary products and miscellaneous receipts.....		311812-SM						
Secondary products.....		311812-S	06/80	410.099	410.099	410.099	410.313	410.206
Frozen cakes and other pastries manufacturing.....	311813		06/91	247.700	247.579	247.771	246.843	247.238
Primary products.....		311813-P	12/82	354.779	354.586	354.821	353.331	353.963
Frozen cakes, pies, and other pastries.....		311813-0	12/82	354.779	354.586	354.821	353.331	353.963
Secondary products and miscellaneous receipts.....		311813-SM						
Secondary products.....		311813-S	06/91	211.655	211.655	212.012	212.012	212.023
Cookie, cracker & pasta mfg.....	31182		12/03	166.536	166.330	166.382	166.275	166.407
Cookie and cracker manufacturing.....	311821		06/83	263.369	263.369	263.369	263.369	263.394
Primary products.....		311821-P	06/83	261.315	261.315	261.315	261.315	261.315
Crackers, biscuits, and related products.....		311821-2	06/83	252.083	252.083	252.083	252.083	252.083
Saltines and all other crackers, cracker meal and crumbs, and biscuits.....		311821-24	01/12	101.377	101.377	101.377	101.377	101.377
Cookies, wafers, and ice cream cones and cups (excluding frozen).....		311821-4	06/83	266.456	266.456	266.456	266.456	266.456
Secondary products and miscellaneous receipts.....		311821-SM						
Secondary products.....		311821-S	06/83	278.731	278.731	278.731	278.731	278.971
Dry pasta, dough, and flour mixes manufacturing from purchased flour.....	311824		06/85	256.069	255.508	255.649	255.358	255.700
Primary products.....		311824-P	12/11	135.301	135.084	135.124	134.977	135.213
Prepared flour mixes (incl refrigerated & frozen doughs & batters) made from purchased flour.....		311824-1	06/85	241.915	241.337	241.444	241.044	241.673
Flour mixes (refrigerated & frozen doughs & batters), ex cake mixes, made from purchased flour.....		311824-12	06/85	238.124	237.521	237.633	237.215	236.850
Dry macaroni, spaghetti and egg noodle products (excluding canned or frozen).....		311824-3	06/85	279.015	279.015	279.015	279.035	279.035
Secondary products and miscellaneous receipts.....		311824-SM						
Secondary products.....		311824-S	06/85	326.269	325.239	327.452	327.436	324.787
Tortilla mfg.....	31183		12/03	183.376	180.939	180.457	184.129	184.111
Tortilla manufacturing.....	311830		12/03	183.378	180.941	180.459	184.131	184.113
Primary products.....		311830-P	06/91	225.203	222.062	221.437	226.130	226.130
Tortillas, sold in bulk or packages, excluding frozen or canned.....		311830-0	06/91	225.203	222.062	221.437	226.130	226.130
Secondary products and miscellaneous receipts.....		311830-SM						
Miscellaneous receipts.....		311830-M	12/03	137.611	137.611	137.611	137.611	137.611
Secondary products.....		311830-S	12/03	183.277	183.110	183.145	184.148	183.678
Other food manufacturing.....	3119		12/03	182.249	181.239	182.408	184.179	187.498
Snack food mfg.....	31191		12/03	193.618	193.419	193.153	193.159	195.661
Roasted nuts and peanut butter manufacturing.....	311911		12/03	151.760	151.886	151.026	151.041	158.424
Primary products.....		311911-P	12/03	151.769	151.844	150.960	150.966	158.603
Nuts and seeds (salted, roasted, cooked, or blanched).....		311911-1	06/91	191.776	191.574	190.129	190.600	201.501
Nuts (salted, roasted, cooked, or blanched), sold in bulk.....		311911-11	06/91	158.821	158.603	157.408	157.754	167.700
Canned nuts (salted, roasted, cooked, or blanched).....		311911-12	06/91	152.547	151.892	153.929	149.743	147.803
All other packaged nuts, including all types of seeds (salted, roasted, cooked, or blanched).....		311911-13	06/91	252.706	254.035	249.541	254.826	256.349
Peanut butter.....		311911-4	12/85	241.653	244.645	246.441	241.911	241.849
Secondary products and miscellaneous receipts.....		311911-SM						
Secondary products.....		311911-S	06/91	165.071	165.071	164.811	165.326	165.359
Other snack food manufacturing.....	311919		06/91	270.672	270.182	270.309	270.309	269.649
Primary products.....		311919-P	12/85	306.897	306.326	306.474	306.474	305.706
Potato chips and sticks, plain and flavored.....		311919-1	12/85	299.246	299.246	299.619	299.619	297.874
Corn chips and related products.....		311919-4	12/85	294.563	294.563	294.563	294.563	294.300
Other chips, sticks (hard pretzels, bacon rinds, popcorn (except candied), etc.).....		311919-7	12/03	215.409	213.989	213.989	213.989	214.027
Secondary products and miscellaneous receipts.....		311919-SM						

See footnotes at end of table.

Table 11. Producer price indexes for net output of selected industries and their products, not seasonally adjusted — Continued
 [August 2024]

Title ¹	Industry code	Product code	Index base	Unadjusted index ²				
				Apr. 2024	May 2024 ^P	June 2024 ^P	July 2024 ^P	Aug. 2024 ^P
Coffee & tea mfg.	31192		12/03	186.159	187.118	188.513	194.042	198.414
Coffee and tea manufacturing.	311920		06/81	260.310	261.652	263.601	271.333	277.446
Primary products.		311920-P	06/81	245.659	246.930	248.779	256.111	261.908
Roasted coffee.		311920-1	06/81	259.855	261.376	263.653	272.223	279.183
Coffee, concentrated, including coffee substitutes.		311920-5	06/81	212.457	212.457	212.457	212.457	212.457
Tea in consumer packages.		311920-7	12/85	184.395	184.465	184.168	185.900	186.094
Secondary products and miscellaneous receipts.		311920-SM						
Miscellaneous receipts.		311920-M	12/00	220.466	220.466	220.466	220.466	220.466
Flavoring syrup & concentrate mfg.	31193		12/03	162.747	162.747	163.296	163.973	163.972
Flavoring syrup and concentrate manufacturing.	311930		12/85	241.466	241.466	242.281	243.242	243.240
Primary products.		311930-P	12/85	251.677	251.677	252.557	252.518	252.518
Liquid beverage bases, excluding use by soft drink bottlers.		311930-1	12/85	282.561	282.561	286.223	286.223	286.223
Soft drink flavoring syrup, sold in bulk.		311930-6	05/15	147.068	147.068	147.068	147.016	147.016
Other flavoring agents (except chocolate syrups).		311930-8	12/85	164.429	164.429	164.429	164.429	164.429
Secondary products and miscellaneous receipts.		311930-SM						
Secondary products.		311930-S	06/07	177.627	177.627	177.627	177.627	177.515
Seasoning & dressing mfg.	31194		12/03	196.606	196.680	196.928	197.173	197.229
Mayonnaise, dressing, and sauce manufacturing.	311941		12/03	188.764	188.764	188.798	188.876	188.845
Primary products.		311941-P	06/81	341.474	341.474	341.542	341.689	341.631
Vinegar and cider.		311941-1	12/85	185.691	185.691	185.691	187.309	187.309
Prepared sauces, excluding tomato-based sauces and sauces comprised of 20 percent or more meat.		311941-4	06/81	285.649	285.649	285.649	285.649	285.553
Mayonnaise, salad dressings, and sandwich spreads.		311941-7	06/81	341.532	341.532	341.683	341.683	341.683
Spoon-type salad dressing incl. mayonnaise, sandwich spreads, refrigerated dressings, semisolid.		311941-75	06/07	184.660	184.660	185.073	185.073	185.073
Pourable-type salad dressing (reduced calorie, cheese, vinegar and oil, etc.).		311941-76	06/07	161.259	161.259	160.876	160.876	160.876
Secondary products and miscellaneous receipts.		311941-SM						
Miscellaneous receipts.		311941-M	06/94	—	—	—	—	—
Secondary products.		311941-S	06/81	281.965	281.965	281.968	282.039	282.011
Spice and extract manufacturing.	311942		12/03	196.519	196.678	197.171	197.605	197.763
Primary products.		311942-P	12/03	198.740	198.872	199.401	199.838	200.039
Table salt (evaporated), pepper (white and black), and other spices.		311942-1	06/85	272.911	274.020	276.368	278.307	279.198
Pepper and other spices in commercial sizes (1 lb or more).		311942-16	05/17	113.988	113.988	118.792	121.576	—
Flavoring extracts, emulsions, liquid flavors, and food colorings.		311942-6	12/85	362.695	362.695	362.695	362.695	362.695
Dry mix food preparations.		311942-7	06/91	167.611	167.355	167.355	167.355	167.355
Secondary products and miscellaneous receipts.		311942-SM						
Secondary products.		311942-S	12/03	161.649	—	—	—	—
All other food mfg.	31199		12/03	168.775	164.838	168.457	172.112	179.349
Perishable prepared food manufacturing.	311991		12/03	152.175	150.800	152.270	153.878	151.200
Primary products.		311991-P	12/85	218.321	216.283	218.463	220.847	216.877
Perishable prepared foods.		311991-0	12/85	218.321	216.283	218.463	220.847	216.877
Secondary products and miscellaneous receipts.		311991-SM						
Miscellaneous receipts.		311991-M	12/03	233.363	233.382	233.344	233.344	233.344
All other miscellaneous food manufacturing.	311999		12/03	175.518	168.726	174.700	180.655	199.615
Primary products.		311999-P	12/03	172.178	165.567	171.515	178.221	198.214
All other miscellaneous manufactured foods.		311999-0	12/03	172.178	165.567	171.515	178.221	198.214
Secondary products and miscellaneous receipts.		311999-SM						
Beverage & tobacco mfg.	312		12/03	206.784	209.160	208.997	208.982	211.326
Beverage mfg.	3121		12/84	240.050	240.077	239.772	239.727	240.994
Soft drink & ice mfg.	31211		12/03	191.178	191.753	191.157	191.124	193.533
Soft drink manufacturing.	312111		06/81	320.938	321.769	321.015	319.791	324.478
Primary products.		312111-P	06/81	330.426	331.266	330.455	329.266	334.139
Soft drinks, non-carbonated.		312111-A	12/00	193.849	190.687	188.674	191.971	190.893
Soft drinks, non-carbonated, fruit drinks, cocktails, and ades.		312111-A4	12/11	138.698	135.983	136.953	136.141	135.882
Soft drinks, non-carbonated, iced tea and other types.		312111-A9	06/07	146.808	144.702	141.645	146.158	145.016
Soft drinks, energy and sport.		312111-B	01/24	102.069	103.504	104.572	102.434	103.676
Soft drinks, carbonated, bottled, canned, glass, plastic.		312111-2	12/11	176.950	177.534	176.557	176.129	179.991
Secondary products and miscellaneous receipts.		312111-SM						
Miscellaneous receipts.		312111-M	06/81	252.697	251.885	258.007	259.093	259.327
Bottled water manufacturing.	312112		12/03	113.645	114.351	112.493	115.239	115.332
Primary products.		312112-P	12/03	112.195	112.896	111.050	113.759	113.853
Bottled water.		312112-0	12/00	110.159	110.848	109.036	111.696	111.788
Secondary products and miscellaneous receipts.		312112-SM						
Ice manufacturing.	312113		12/85	304.935	304.935	322.470	322.470	322.470

See footnotes at end of table.

Table 11. Producer price indexes for net output of selected industries and their products, not seasonally adjusted — Continued
 [August 2024]

Title ¹	Industry code	Product code	Index base	Unadjusted index ²				
				Apr. 2024	May 2024 ^P	June 2024 ^P	July 2024 ^P	Aug. 2024 ^P
Ice manufacturing - Continued								
Primary products.....		312113-P	12/85	288.891	288.891	306.045	306.045	306.045
Ice, manufactured (cubed, crushed, etc.), including can or block.....		312113-0	12/03	193.538	193.538	205.030	205.030	205.030
Secondary products and miscellaneous receipts.....		312113-SM						
Miscellaneous receipts.....		312113-M	08/98	221.764	221.764	221.764	221.764	221.764
Breweries.....	31212		12/03	156.344	156.409	156.372	156.443	156.326
Breweries.....	312120		06/82	234.535	234.632	234.577	234.684	234.507
Primary products.....		312120-P	06/82	232.492	232.601	232.538	232.660	232.459
Canned beer and ale case goods.....		312120-1	06/82	239.799	239.744	239.738	240.020	239.437
Bottled beer and ale case goods.....		312120-5	06/82	201.573	201.310	200.909	200.999	200.999
Beer and ale in barrels and kegs.....		312120-7	06/82	324.861	325.532	325.625	325.641	325.659
All other malt beverages and brewing products.....		312120-9	06/82	184.404	184.396	184.423	184.390	184.390
Secondary products and miscellaneous receipts.....		312120-SM						
Miscellaneous receipts.....		312120-M	12/02	166.799	166.799	166.799	166.799	166.799
Wineries.....	31213		12/03	147.990	146.755	147.034	146.836	146.190
Wineries.....	312130		12/83	205.682	203.968	204.356	204.081	203.184
Primary products.....		312130-P	12/83	210.974	209.152	209.564	209.273	208.321
Wines, brandy, and brandy spirits.....		312130-0	12/98	150.647	149.346	149.640	149.432	148.753
Wines, white, red, and rose grape, and other fruits, 14 percent or less alcohol.....		312130-08	12/11	117.756	116.606	116.853	116.559	116.128
Wines, white grape, 14 percent or less alcohol content.....		312130-0811	12/83	173.583	171.313	172.000	170.957	171.289
Wines, red grape, 14 percent or less alcohol content.....		312130-0821	12/83	222.312	220.819	220.850	220.937	219.027
Wines, rose grape and other fruits and berries, 14 percent or less alcohol.....		312130-0831	12/11	146.505	145.941	146.339	147.732	145.243
Wines, dessert, effervescent, and wine coolers.....		312130-09	12/11	128.960	128.478	128.978	129.758	128.251
All other wines, brandy, and brandy spirits.....		312130-0B	06/06	163.617	163.987	163.828	165.080	163.365
Secondary products and miscellaneous receipts.....		312130-SM						
Miscellaneous receipts.....		312130-M	12/91	173.675	—	—	—	—
Distilleries.....	31214		12/03	110.217	110.229	110.218	110.263	110.256
Distilleries.....	312140		06/83	181.381	181.397	181.380	181.453	181.443
Primary products.....		312140-P	06/83	176.380	176.380	176.369	176.436	176.436
Distilled liquor, excluding brandy.....		312140-2	07/98	82.110	82.110	82.110	82.110	82.110
Distilled whiskey, all other distilled liquor, excluding brandy.....		312140-22	12/11	124.052	124.052	124.052	124.052	124.052
Bottled liquor, excluding brandy.....		312140-5	06/83	200.911	200.911	200.889	201.030	201.030
Bottled whiskey.....		312140-5B	06/12	102.658	102.658	102.658	102.797	102.797
Bottled gin, vodka, rum, cordials, cocktails, and similiar compounds.....		312140-5C	06/12	105.887	105.887	105.887	105.887	105.887
Secondary products and miscellaneous receipts.....		312140-SM						
Miscellaneous receipts.....		312140-M	08/83	204.603	214.308	214.308	215.391	215.391
Secondary products.....		312140-S	12/97	100.938	91.695	90.526	90.414	88.491
Tobacco mfg.....	3122		12/84	1,155.370	1,190.572	1,190.572	1,190.706	1,215.242
Tobacco manufacturing.....	31223		12/82	1,264.942	1,303.481	1,303.481	1,303.628	1,330.491
Tobacco manufacturing.....	312230		12/11	210.780	217.202	217.202	217.226	221.703
Primary products.....		312230-P	12/11	216.395	223.003	223.003	223.029	227.635
Tobacco stemming and redrying.....		312230-0	06/84	121.671	121.651	121.651	121.791	121.540
Tobacco, unstemmed leaf, redried before packing.....		312230-01	12/03	126.816	126.779	126.779	127.038	127.025
Tobacco, stemmed.....		312230-04	06/84	107.619	107.619	107.619	107.619	107.126
Cigarettes, excluding electronic.....		312230-1	12/82	1,407.185	1,453.666	1,453.666	1,453.666	1,487.140
Other tobacco products.....		312230-9	12/03	243.423	247.962	247.962	248.142	250.102
Cigars.....		312230-91	12/82	659.562	681.549	681.549	681.549	681.549
Chewing and smoking tobacco.....		312230-94	12/82	1,011.173	1,027.150	1,027.150	1,028.110	1,038.561
Secondary products and miscellaneous receipts.....		312230-SM						
Textile mills.....	313		12/03	169.250	168.508	168.766	168.513	168.170
Fiber, yarn, and thread mills.....	3131		12/84	172.420	171.088	170.881	170.277	167.829
Fiber, yarn, and thread mills.....	31311		12/84	172.420	171.088	170.881	170.277	167.829
Fiber, yarn, and thread mills.....	313110		12/11	120.038	119.110	118.966	118.546	116.841
Primary products.....		313110-P	12/11	119.972	119.045	118.901	118.481	116.778
Spun yarns.....		313110-4	12/82	155.589	154.382	154.382	154.329	149.853
Cotton spun yarns.....		313110-42	05/22	81.835	81.779	81.779	81.738	81.553
Rayon, acetate, and lyocell spun yarns.....		313110-45	12/82	179.885	179.885	179.885	179.885	179.885
Noncellulosic fiber and other natural fiber (excluding cotton and wool) spun yarns.....		313110-47	12/96	142.881	142.799	142.799	142.522	142.522
Other noncellulosic fiber & other natural fiber yarns, spun & finished in the same est.....		313110-475	12/11	122.081	121.850	121.850	121.074	121.074
Textured and twisted yarns.....		313110-6	12/82	208.361	206.677	206.147	204.673	204.806
Textured/crimped/bulked filament yarns, incl. stretch yarn, made from purchased filament yarn.....		313110-6H	12/82	227.124	225.151	224.537	222.737	222.892
Fabric mills.....	3132		12/03	161.304	160.872	161.054	160.762	161.041

See footnotes at end of table.

Table 11. Producer price indexes for net output of selected industries and their products, not seasonally adjusted — Continued
 [August 2024]

Title ¹	Industry code	Product code	Index base	Unadjusted index ²				
				Apr. 2024	May 2024 ^P	June 2024 ^P	July 2024 ^P	Aug. 2024 ^P
Broadwoven fabric mills.....	31321		12/03	164.152	164.156	164.504	164.179	164.007
Broadwoven fabric mills.....	313210		12/03	164.101	164.106	164.453	164.128	163.957
Primary products.....		313210-P	12/03	162.572	162.577	162.936	162.600	162.422
Fabricated textile products, made in weaving mills.....		313210-W	12/06	149.835	150.234	150.073	148.127	148.274
Cotton broadwoven fabrics.....		313210-4	09/21	120.973	121.145	121.202	120.261	120.229
Manmade, silk, and other natural fiber (excluding cotton and wool) broadwoven fabrics.....		313210-8	09/21	111.168	111.074	111.475	111.617	111.416
Greige manmade, silk, and other natural fiber (exc cotton/wool) broadwoven fabrics.....		313210-81	06/11	120.823	120.614	121.158	121.240	120.935
Finished manmade, silk, & natural fiber (exc cotton/wool) broadwoven, finished in weaving mills.....		313210-83	06/81	187.891	188.151	188.404	188.924	188.924
Secondary products and miscellaneous receipts.....		313210-SM						
Narrow fabric mills and schiffli embroidery.....	31322		06/84	249.082	249.190	249.797	246.530	246.531
Narrow fabric mills and schiffli embroidery.....	313220		06/84	252.524	252.633	253.249	249.938	249.939
Primary products.....		313220-P	06/84	254.918	255.023	255.654	252.261	252.261
Woven narrow fabrics (12 inches or less in width).....		313220-2	06/84	245.261	245.434	246.301	241.637	241.637
Braided narrow fabrics (12 inches or less in width).....		313220-4	06/84	365.702	365.468	365.468	365.468	365.468
Secondary products and miscellaneous receipts.....		313220-SM						
Secondary products.....		313220-S	06/84	283.496	284.138	284.138	284.074	284.145
Nonwoven fabric mills.....	31323		12/03	148.180	147.426	147.475	147.397	147.908
Nonwoven fabric mills.....	313230		12/85	176.989	176.093	176.151	176.058	176.668
Primary products.....		313230-P	12/85	182.285	181.357	181.417	181.321	181.949
Nonwoven fabrics.....		313230-1	12/85	184.808	183.820	183.787	183.682	184.354
Pressed, punched, or needled felts, excluding hats.....		313230-5	12/85	164.586	164.641	166.436	166.514	166.410
Knit fabric mills.....	31324		12/03	166.083	165.986	166.219	166.219	166.570
Knit fabric mills.....	313240		12/11	139.675	139.593	139.789	139.789	140.083
Primary products.....		313240-P	12/11	136.309	136.227	136.423	136.423	136.641
Weft (circular) knit fabrics.....		313240-2	06/81	161.205	161.071	161.071	161.071	161.360
Weft (circular) knit fabrics, greige goods (excluding hosiery).....		313240-21	06/81	160.526	160.526	160.526	160.526	160.526
Weft (circular) knit fabrics, knit and finished in the same establishment (excl hosiery).....		313240-23	12/94	161.991	161.991	161.991	161.991	162.393
Other knit fabrics and laces.....		313240-4	06/81	180.906	180.840	181.350	181.350	181.606
Warp knit fabrics, greige goods (excluding hosiery).....		313240-41	06/81	229.048	229.048	229.048	229.048	229.048
Warp knit fabrics, knit and finished in same establishment.....		313240-43	12/03	151.257	151.257	152.091	152.091	152.487
Secondary products and miscellaneous receipts.....		313240-SM1						
Textile and fabric finishing mills.....	3133		12/03	188.899	188.013	188.857	188.991	189.417
Textile and fabric finishing mills.....	31331		12/03	187.504	185.980	187.242	187.288	187.789
Textile and fabric finishing mills.....	313310		12/11	148.028	146.827	147.827	147.863	148.260
Primary products.....		313310-P	12/11	149.170	147.914	148.960	148.998	149.413
Textile and fabric finishing, except broadwoven.....		313310-B	12/03	149.543	148.864	149.426	149.712	150.871
Finished broadwoven fabrics, finished in finishing mills.....		313310-4	12/03	208.429	206.419	208.093	208.038	208.291
Commission finishing of cotton broadwoven fabrics.....		313310-43	06/84	313.808	313.851	313.903	313.958	313.958
Other finished broadwoven fabrics (excl. cotton and wool), finished in finishing mills.....		313310-45	06/84	279.709	271.067	278.797	278.797	279.677
Other commission finishing of broadwoven fabrics (excl. cotton & wool).....		313310-47	06/84	299.820	299.463	299.263	299.031	299.031
Secondary products and miscellaneous receipts.....		313310-SM						
Fabric coating mills.....	31332		12/03	198.528	199.021	198.976	199.307	199.582
Fabric coating mills.....	313320		06/85	280.346	281.043	280.980	281.446	281.835
Primary products.....		313320-P	06/85	273.388	274.075	274.017	274.466	274.895
Vinyl coated fabrics, including expanded vinyl coated.....		313320-1	06/85	264.183	262.671	262.995	262.737	262.978
Rubber coated fabrics, garments, and footwear.....		313320-4	12/03	226.353	226.353	226.353	226.592	226.592
Coated or laminated fabrics and coated yarns, incl. impregnated fabrics.....		313320-5	06/06	163.356	164.381	164.243	164.703	165.036
Secondary products and miscellaneous receipts.....		313320-SM						
Secondary products.....		313320-S	06/85	216.088	215.390	214.456	214.149	202.593
Textile product mills.....	314		12/03	160.232	160.417	161.174	161.144	161.175
Textile furnishings mills.....	3141		12/03	154.056	153.769	154.912	154.818	154.850
Carpet and rug mills.....	31411		12/84	189.072	188.151	190.033	189.887	189.887
Carpet and rug mills.....	314110		06/90	173.037	172.193	173.916	173.782	173.782
Primary products.....		314110-P	06/90	174.413	173.559	175.303	175.168	175.168
Carpet and rugs.....		314110-0	06/90	174.413	173.559	175.303	175.168	175.168
Secondary products and miscellaneous receipts.....		314110-SM						
Curtain and linen mills.....	31412		12/03	158.599	159.676	159.676	159.656	159.786
Curtain and linen mills.....	314120		06/83	185.541	186.802	186.802	186.778	186.931
Primary products.....		314120-P	06/83	183.123	184.315	184.315	184.287	184.318

See footnotes at end of table.

Table 11. Producer price indexes for net output of selected industries and their products, not seasonally adjusted — Continued
[August 2024]

Title ¹	Industry code	Product code	Index base	Unadjusted index ²				
				Apr. 2024	May 2024 ^P	June 2024 ^P	July 2024 ^P	Aug. 2024 ^P
Curtain and linen mills - Continued								
Curtains and draperies, made from purchased materials.....		314120-1	06/84	227.402	231.903	231.903	231.903	231.903
Other household textile products, made from purchased materials.....		314120-8	06/83	179.713	179.837	179.837	179.798	179.842
Bedspreads, made from purchased materials.....		314120-83	06/83	152.318	152.318	152.318	152.318	152.318
Other household furnishings, made from purchased materials.....		314120-89	06/83	165.258	165.394	165.394	165.351	165.399
Secondary products and miscellaneous receipts.....		314120-SM						
Miscellaneous receipts.....		314120-M	06/83	205.970	208.398	208.398	208.398	212.039
Secondary products.....		314120-S	06/83	252.979	255.927	255.927	256.108	256.108
Other textile product mills.....	3149		12/03	166.465	167.300	167.500	167.561	167.589
Textile bag and canvas mills.....	31491		12/03	173.052	174.912	174.916	174.915	174.949
Textile bag and canvas mills.....	314910		12/11	144.403	145.955	145.958	145.958	145.986
Primary products.....		314910-P	12/11	145.786	147.508	147.508	147.508	147.508
Textile bags.....		314910-1	12/85	221.146	221.717	221.717	221.717	221.717
Duffle bags.....		314910-11	12/02	179.354	179.467	179.467	179.467	179.467
All other textile bags.....		314910-13	12/85	229.273	229.899	229.899	229.899	229.899
Canvas and related products.....		314910-5	12/85	375.333	380.318	380.318	380.318	380.318
Secondary products and miscellaneous receipts.....		314910-SM						
Miscellaneous receipts.....		314910-M	12/11	115.661	115.661	115.661	115.661	115.661
Secondary products.....		314910-S	12/11	170.988	171.283	171.315	171.313	171.652
All other textile product mills.....	31499		12/03	162.106	162.437	162.732	162.822	162.846
Rope, twine, tire cord, and tire fabric mills.....	314994		12/11	114.023	113.979	114.404	114.447	114.517
Primary products.....		314994-P	12/11	111.753	111.709	112.136	112.179	112.249
Rope, cordage, and twine.....		314994-4	06/85	294.212	294.384	296.687	296.920	297.300
Tire cord and tire fabrics.....		314994-7	06/84	139.607	139.425	139.425	139.425	139.425
Secondary products and miscellaneous receipts.....		314994-SM						
Miscellaneous receipts.....		314994-M	12/11	154.000	154.000	154.000	154.000	154.000
All other miscellaneous textile product mills.....	314999		12/03	159.444	159.898	160.088	160.186	160.185
Primary products.....		314999-P	12/03	159.086	159.607	159.828	159.939	159.939
Embroideries (excluding Schiffl machine products) and embroidery contractors. ...		314999-6	12/11	130.338	130.338	131.094	131.094	131.094
Trimnings and findings, excluding automobile and apparel.....		314999-7	12/03	225.108	225.108	224.603	224.603	224.603
All other miscellaneous fabricated textile products.....		314999-8	12/03	156.572	157.150	157.266	157.429	157.429
Secondary products and miscellaneous receipts.....		314999-SM						
Miscellaneous receipts.....		314999-M	12/03	180.741	180.833	180.833	180.833	180.833
Secondary products.....		314999-S	12/03	146.648	146.648	146.648	146.684	146.675
Apparel manufacturing.....	315		12/03	131.011	131.035	132.442	132.486	133.274
Apparel knitting mills.....	3151		12/84	140.259	140.259	140.259	140.259	140.259
Apparel Knitting Mills.....	31512		12/22	101.721	101.721	101.721	101.721	101.721
Apparel knitting mills.....	315120		12/22	101.721	101.721	101.721	101.721	101.721
Primary products.....		315120-P	12/22	101.745	101.745	101.745	101.745	101.745
Hosiery and socks.....		315120-1	12/10	116.747	116.747	116.747	116.747	116.747
Hosiery and socks.....		315120-10	05/20	107.485	107.485	107.485	107.485	107.485
Other apparel knitting mills.....		315120-2	12/11	119.747	119.747	119.747	119.747	119.747
Outerwear, made in knitting mills.....		315120-28	12/84	-	-	126.014	126.014	126.014
Secondary products and miscellaneous receipts.....		315120-SM						
Cut and sew apparel manufacturing.....	3152		12/03	128.070	128.057	129.777	129.781	130.763
Cut and sew apparel contractors.....	31521		12/03	134.169	134.169	140.658	140.658	144.417
Cut and sew apparel contractors.....	315210		12/11	127.965	127.965	134.155	134.155	137.739
Primary products.....		315210-P	12/11	128.365	128.365	134.474	134.474	138.135
Contract receipts for men's and boys' (including unisex) apparel.....		315210-4	12/03	153.562	153.562	157.236	157.236	157.236
Contract receipts for men's and boys' pants, work apparel, and other outerwear.....		315210-48	06/07	134.854	134.854	134.854	134.854	134.854
Secondary products and miscellaneous receipts.....		315210-SM						
Cut and sew apparel manufacturing (except contractors).....	31525		12/22	102.053	102.039	102.163	102.169	102.225
Cut and sew apparel manufacturing (except contractors).....	315250		12/22	102.064	102.051	102.176	102.180	102.236
Primary products.....		315250-P	12/22	101.980	101.952	102.076	102.074	102.132
Men's and boys' cut and sew apparel manufacturing.....		315250-1	12/11	140.812	140.631	140.606	140.606	140.606
Men's and boys' nightwear, robes, and underwear, made from purchased fabrics.....		315250-11	12/03	166.771	166.771	166.771	166.771	166.771
Men's and boys' suits, coats, and overcoats, made from purchased fabrics.....		315250-12	12/80	225.459	226.402	226.402	226.402	226.402
Men's and boys' shirts, except work shirts, made from purchased fabrics.....		315250-13	06/83	196.153	196.153	196.153	196.153	196.153
Men's and boys' pants, except work pants, made from purchased fabrics.....		315250-14	12/81	266.785	266.785	266.785	266.785	-
Men's and boys' work clothing, made from purchased fabrics.....		315250-15	12/81	176.662	174.104	174.104	174.104	174.104
Men's and boys' other outerwear, made from purchased fabrics.....		315250-16	12/83	220.951	220.989	220.701	220.701	220.701
Women's, girls', and infants' cut and sew apparel manufacturing.....		315250-2	12/11	107.064	107.079	107.332	107.329	107.328

See footnotes at end of table.

Table 11. Producer price indexes for net output of selected industries and their products, not seasonally adjusted — Continued
 [August 2024]

Title ¹	Industry code	Product code	Index base	Unadjusted index ²				
				Apr. 2024	May 2024 ^P	June 2024 ^P	July 2024 ^P	Aug. 2024 ^P
Cut and sew apparel manufacturing (except contractors) - Continued								
Women's and girls' lingerie and nightwear, made from purchased fabrics.....		315250-21	12/03	119.242	119.242	119.242	119.242	119.242
Women's and girls' blouses and shirts, made from purchased fabrics.....		315250-22	06/83	173.034	173.034	173.034	173.034	173.034
Women's and girls' dresses, made from purchased fabrics.....		315250-23	12/80	132.856	132.856	133.207	133.207	133.207
Women's and girls' suits, coats, and skirts, made from purchased fabrics.....		315250-24	12/82	130.636	130.469	130.469	130.469	130.465
Women's and girls' other outerwear, made from purchased fabrics.....		315250-25	06/83	109.835	109.936	110.524	110.524	110.524
Other cut and sew apparel manufacturing.....		315250-3	12/22	105.293	105.293	105.293	105.293	105.603
Fur and leather apparel, made from purchased materials.....		315250-31	12/03	209.499	209.499	209.499	209.499	209.499
All other cut and sew apparel, made from purchased materials.....		315250-32	12/03	160.531	160.531	160.531	160.531	161.071
Secondary products and miscellaneous receipts.....		315250-SM						
Miscellaneous receipts.....		315250-M	12/11	130.625	130.625	130.625	130.625	130.625
Secondary products.....		315250-S	12/11	126.963	128.406	128.820	129.412	129.412
Accessories and other apparel manufacturing.....	3159		12/03	167.088	167.447	167.447	167.958	167.779
Accessories and other apparel manufacturing.....	31599		12/03	167.084	167.443	167.443	167.954	167.776
Accessories and other apparel manufacturing.....	315990		12/11	150.318	150.632	150.632	151.092	150.929
Primary products.....		315990-P	12/11	145.362	145.362	145.362	145.843	145.601
All other accessories and apparel.....		315990-B	12/03	140.295	140.295	140.295	140.295	140.901
Leather belts, made from purchased materials.....		315990-BC	06/85	173.027	173.027	173.027	173.027	177.733
All other apparel accessories, made from purchased materials.....		315990-BE	12/11	140.331	140.331	140.331	140.331	140.331
Hats, caps, and millinery products.....		315990-4	12/90	285.366	285.366	285.366	287.577	284.276
Men's and boys' fabric, straw, and felt hats, made from purchased materials....		315990-41	12/90	313.734	313.734	313.734	318.025	313.647
Women's, girls', and infants' fabric, straw, and felt hats, made from purchased materials.....		315990-43	12/90	166.400	166.400	166.400	166.400	166.400
Hat bodies and fabric caps, made from purchased materials.....		315990-45	12/90	283.344	283.344	283.344	273.715	273.715
Gloves and mittens, made from purchased materials.....		315990-7	12/03	186.587	186.587	186.587	186.587	188.675
Secondary products and miscellaneous receipts.....		315990-SM						
Miscellaneous receipts.....		315990-M	12/11	158.468	165.900	165.900	165.900	165.900
Secondary products.....		315990-S	12/11	143.576	143.576	143.576	143.576	145.576
Leather and allied product manufacturing.....	316		12/84	205.714	205.650	205.222	205.185	205.203
Leather and hide tanning and finishing.....	3161		06/81	206.373	206.049	204.331	202.716	202.755
Leather and hide tanning and finishing.....	31611		06/81	206.373	206.049	204.331	202.716	202.755
Leather and hide tanning and finishing.....	316110		06/81	206.225	205.901	204.184	202.571	202.609
Primary products.....		316110-P	06/81	202.206	201.887	200.195	198.606	198.644
Finished and unfinished leather.....		316110-1	12/97	110.606	110.437	109.401	108.429	108.223
Tanning or finishing leather owned by others, and furs, dressed and dyed or bleached.....		316110-2	06/11	133.015	132.750	132.750	132.732	135.031
Contract and commission receipts for tanning or finishing leather owned by others.....		316110-21	06/81	207.800	207.302	207.302	207.268	207.560
Secondary products and miscellaneous receipts.....		316110-SM						
Footwear manufacturing.....	3162		12/03	160.398	160.434	160.471	160.659	160.474
Footwear manufacturing.....	31621		12/03	160.398	160.434	160.471	160.659	160.474
Footwear manufacturing.....	316210		12/11	141.784	141.816	141.848	142.015	141.851
Primary products.....		316210-P	12/11	140.537	140.569	140.602	140.765	140.599
Rubber and plastics footwear, including athletic footwear.....		316210-1	12/80	165.727	165.727	165.727	165.882	165.882
Men's footwear (size 6 and larger), excluding athletic.....		316210-2	12/93	208.312	208.378	208.466	208.486	208.486
Women's footwear (size 4 and larger), excluding athletic.....		316210-5	12/93	151.707	151.745	151.745	152.530	151.602
Secondary products and miscellaneous receipts.....		316210-SM						
Miscellaneous receipts.....		316210-M	12/11	171.168	171.168	171.168	171.168	171.168
Other leather product manufacturing.....	3169		12/03	159.421	159.426	159.426	160.049	160.261
Other leather product manufacturing.....	31699		12/03	159.422	159.426	159.426	160.050	160.262
Other leather and allied product manufacturing.....	316990		12/22	106.737	106.740	106.740	107.157	107.299
Primary products.....		316990-P	12/22	106.792	106.792	106.792	107.225	107.372
Women's and children's handbags and purses.....		316990-1	06/06	133.698	133.698	133.698	133.698	133.703
All other leather goods and allied products.....		316990-2	12/11	140.421	140.421	140.421	141.143	141.386
Luggage (including suitcases, travel bags, backpacks, and other types).....		316990-21	12/84	185.300	185.300	185.300	185.300	185.300
Personal leather goods (excluding women's handbags and purses).....		316990-22	06/82	207.371	207.371	207.371	207.371	207.371
Boot and shoe cut stock and findings.....		316990-24	12/06	136.600	136.600	136.600	136.600	136.600
All other miscellaneous leather goods.....		316990-25	12/03	174.136	174.136	174.136	175.929	176.532
Secondary products and miscellaneous receipts.....		316990-SM						
Miscellaneous receipts.....		316990-M	12/11	154.304	154.304	154.304	154.304	154.304
Wood product manufacturing.....	321		12/03	188.235	184.449	183.138	179.784	179.897
Sawmills and wood preservation.....	3211		12/03	146.848	144.674	144.209	142.675	144.747
Sawmills and wood preservation.....	32111		12/03	146.848	144.674	144.209	142.675	144.747

See footnotes at end of table.

Table 11. Producer price indexes for net output of selected industries and their products, not seasonally adjusted — Continued
 [August 2024]

Title ¹	Industry code	Product code	Index base	Unadjusted index ²				
				Apr. 2024	May 2024 ^P	June 2024 ^P	July 2024 ^P	Aug. 2024 ^P
Sawmills.....	321113		12/80	204.320	200.715	200.055	197.627	201.232
Primary products.....		321113-P	12/03	134.303	131.560	131.031	129.407	132.005
Hardwood lumber, made in sawmills.....		321113-1	12/03	103.201	104.482	104.526	104.219	103.848
Softwood lumber, made in sawmills.....		321113-3	12/03	130.569	125.566	124.562	121.978	126.507
Softwood dressed lumber, less than 2 inches in nominal thickness, not edge worked.....		321113-32	06/12	134.926	139.588	139.448	137.703	124.227
Softwood dressed 2-inch lumber, 2 inches in nominal thickness only, not edge worked.....		321113-33	06/12	143.232	133.705	130.993	126.860	138.950
Softwood dressed lumber and timbers, more than 2 inches in nominal thickness, not edge worked.....		321113-34	06/12	120.762	112.846	116.047	112.368	112.472
Wood chips, excluding field chips.....		321113-5	12/80	143.809	142.979	143.743	144.545	144.918
Wood ties, siding, shingles, and shakes, and contract sawing of logs owned by others.....		321113-7	12/03	183.048	183.048	183.048	183.048	176.739
Secondary products and miscellaneous receipts.....		321113-SM						
Wood preservation.....	321114		06/85	284.461	282.903	282.050	280.430	281.013
Primary products.....		321114-P	06/85	282.869	281.155	280.249	278.597	278.625
Wood poles, piles, and posts owned and treated by the same establishment.....		321114-1	06/85	434.644	431.484	431.246	433.225	429.811
Other wood products owned and treated by the same establishment.....		321114-5	06/85	238.448	237.399	235.766	231.128	233.518
Receipts for treating wood owned by others w/ arsenical chemicals, creosote, & other chemicals.....		321114-9	06/85	226.903	225.241	225.241	225.132	225.368
Secondary products and miscellaneous receipts.....		321114-SM						
Plywood and engineered wood product mfg.....	3212		12/03	193.614	181.900	178.008	168.214	166.682
Plywood and engineered wood product mfg.....	32121		12/03	193.614	181.900	178.008	168.214	166.682
Hardwood veneer and plywood manufacturing.....	321211		06/85	221.593	221.199	218.484	217.550	216.016
Primary products.....		321211-P	06/85	231.572	231.938	228.917	227.978	226.050
Hardwood veneer, including veneer backed with paper, cloth, or other flexible material.....		321211-1	12/03	138.036	137.961	138.049	137.104	136.329
Hardwood plywood.....		321211-4	12/12	151.853	156.231	150.691	151.511	148.894
Hardwood veneered panels, including two-ply veneers.....		321211-7	06/85	235.313	225.081	223.234	220.081	220.145
Secondary products and miscellaneous receipts.....		321211-SM						
Softwood veneer and plywood manufacturing.....	321212		12/80	251.517	243.329	239.765	231.804	228.691
Primary products.....		321212-P	12/80	265.362	256.185	252.165	243.214	239.710
Softwood veneer, incl. veneer backed w/ paper, cloth, or other flexible material.....		321212-1	12/80	192.791	193.487	191.292	186.675	177.434
Softwood plywood products: rough, sanded, and specialties.....		321212-4	12/11	183.666	173.344	170.189	163.023	164.066
Secondary products and miscellaneous receipts.....		321212-SM						
Secondary products.....		321212-S	12/80	174.873	174.629	174.853	175.089	175.220
Engineered wood member manufacturing.....	321215		12/22	88.497	86.941	86.911	86.953	86.703
Primary products.....		321215-P	12/22	88.337	86.971	87.087	87.005	86.739
Engineered wood members (excluding trusses).....		321215-1	12/06	207.125	207.340	208.769	209.073	209.218
Laminated veneer lumber.....		321215-11	12/03	235.497	235.821	236.880	237.934	237.934
Other engineered structural wood members, excluding trusses & laminated veneer lumber.....		321215-12	12/03	257.623	257.842	259.958	259.913	260.190
Wood trusses.....		321215-2	12/03	267.475	261.537	261.279	260.767	259.561
Secondary products and miscellaneous receipts.....		321215-SM						
Reconstituted wood product manufacturing.....	321219		06/91	355.456	310.614	296.070	256.058	252.163
Primary products.....		321219-P	06/91	360.984	314.360	299.284	257.695	253.651
Hardboard products.....		321219-B	12/11	184.029	183.690	183.690	183.690	183.690
Particleboard made from particleboard produced at the same location.....		321219-1	12/82	348.250	351.959	350.930	352.124	356.359
Medium density fiberboard (MDF) made from MDF produced at the same location.....		321219-3	06/84	251.406	253.676	250.787	250.241	-
Secondary products and miscellaneous receipts.....		321219-SM						
Other wood product manufacturing.....	3219		12/03	202.061	201.674	201.342	200.721	200.765
Millwork.....	32191		12/03	198.771	198.647	198.109	198.290	198.147
Wood window and door manufacturing.....	321911		12/03	206.540	206.609	206.701	206.638	206.549
Primary products.....		321911-P	12/03	203.027	203.069	203.137	203.071	202.990
Wood window units.....		321911-1	06/83	388.045	388.045	388.045	388.045	388.045
Double hung wood window units.....		321911-11	06/13	172.300	172.300	172.300	172.300	172.300
Casement wood window units.....		321911-12	06/13	190.660	190.660	190.660	190.660	190.660
All other wood window units, including horizontal sliding, awning and single hung.....		321911-13	06/13	163.237	163.237	163.237	163.237	163.237
Wood sash, excluding sash shipped in window units.....		321911-3	06/83	392.023	392.023	392.023	392.023	392.023
Wood window & door frames, incl. door frames in door units, excl. window frames in window units.....		321911-5	06/83	209.756	209.756	209.756	209.756	209.756
Wood panel, flush, & molded face doors, interior & exterior, incl. doors with glazed sections.....		321911-7	06/83	359.592	359.679	360.229	359.324	358.903
Other wood doors, incl. garage, patio, bifold, cabinet, screen, storm and louver.....		321911-9	06/83	333.324	333.559	333.498	333.973	333.789
Secondary products and miscellaneous receipts.....		321911-SM						
Secondary products.....		321911-S	12/03	191.069	191.023	191.225	191.148	191.074

See footnotes at end of table.

Table 11. Producer price indexes for net output of selected industries and their products, not seasonally adjusted — Continued
 [August 2024]

Title ¹	Industry code	Product code	Index base	Unadjusted index ²				
				Apr. 2024	May 2024 ^P	June 2024 ^P	July 2024 ^P	Aug. 2024 ^P
Cut stock, resawing lumber, and planing.....	321912		12/03	188.371	188.218	186.810	188.541	188.330
Primary products.....		321912-P	12/03	182.098	181.920	183.221	185.238	184.992
Softwood lumber, made from purchased lumber.....		321912-3	12/03	235.099	233.631	233.253	233.248	231.914
Hardwood cut stock and dimension.....		321912-6	06/84	279.096	279.096	282.833	290.563	—
Softwood cut stock and dimension.....		321912-8	12/80	194.501	186.716	188.229	186.345	186.543
Sawn wood fence stock, wood lath, and contract resawing and planing.....		321912-9	12/03	213.544	213.544	213.544	213.544	213.544
Secondary products and miscellaneous receipts.....		321912-SM						
Other millwork, including flooring.....	321918		12/03	191.843	191.436	190.545	189.932	189.758
Primary products.....		321918-P	12/03	189.960	189.191	188.096	187.449	187.284
Wood moldings.....		321918-2	06/83	364.635	361.147	354.941	349.953	349.953
Other wood millwork products, including stairwork, exterior millwork, and softwood flooring.....		321918-5	12/03	169.358	168.763	168.763	168.763	168.553
Hardwood flooring.....		321918-7	06/84	265.578	265.796	264.881	265.329	265.021
Hardwood flooring, other than oak and maple.....		321918-72	12/03	170.981	170.981	170.981	170.981	170.981
Oak and maple hardwood flooring.....		321918-73	06/84	240.585	240.795	239.915	240.346	240.050
Secondary products and miscellaneous receipts.....		321918-SM						
Secondary products.....		321918-S	12/03	228.528	226.883	228.307	227.158	226.669
Wood container and pallet manufacturing.....	32192		12/03	182.758	181.779	181.381	179.021	178.848
Wood container and pallet manufacturing.....	321920		12/03	182.743	181.764	181.366	179.004	178.826
Primary products.....		321920-P	12/03	176.686	175.710	175.323	172.925	172.593
Nailed and lock-corner wood boxes.....		321920-1	06/85	209.169	206.931	206.931	208.544	208.544
Wood box and crate shoo.....		321920-3	06/85	226.031	226.031	226.031	224.987	223.779
Wood pallets and pallet containers, wood and metal combination.....		321920-5	12/03	189.248	188.087	187.614	185.609	185.265
Other wood container parts and wood containers.....		321920-7	12/03	121.154	121.154	121.154	112.169	—
Secondary products and miscellaneous receipts.....		321920-SM						
Miscellaneous receipts.....		321920-M	12/03	171.760	172.276	169.529	171.017	171.017
Secondary products.....		321920-S	12/03	182.265	181.758	—	—	—
All other wood product manufacturing.....	32199		12/03	210.497	210.051	210.092	209.201	209.722
Manufactured home, mobile home, manufacturing.....	321991		06/81	489.572	491.396	490.921	490.921	489.300
Primary products.....		321991-P	06/81	489.643	491.465	490.990	490.990	489.368
Manufactured homes (mobile homes), all width sizes (incl. multisection).....		321991-1	06/81	490.646	492.472	491.995	491.995	490.370
Secondary products and miscellaneous receipts.....		321991-SM						
Prefabricated wood building manufacturing.....	321992		12/84	406.819	406.532	407.313	402.590	402.658
Primary products.....		321992-P	12/84	392.011	391.842	392.776	388.205	388.323
Prefabricated stationary wood buildings, components (not sold as complete units).....		321992-1	12/89	211.264	211.264	211.264	211.264	211.264
Prefabricated stationary wood buildings, shipped in panel form (complete units).....		321992-5	12/84	596.747	596.475	595.128	577.118	576.483
Prefabricated stationary wood buildings, precut packages (complete units).....		321992-6	12/84	519.110	517.939	525.701	525.275	524.357
Prefabricated stationary wood buildings, shipped in three-dimensional assemblies.....		321992-7	12/84	403.217	403.507	403.507	403.507	404.868
Prefabricated stationary wood buildings, three-dimensional assemblies, residential.....		321992-71	12/84	393.654	393.968	393.968	393.968	395.426
Prefabricated stationary wood buildings, three-dimensional assemblies, nonresidential.....		321992-72	12/84	461.872	461.878	461.878	461.878	462.039
Secondary products and miscellaneous receipts.....		321992-SM						
Miscellaneous receipts.....		321992-M	06/98	285.978	280.850	273.850	268.891	266.655
Secondary products.....		321992-S	08/92	399.830	399.787	399.701	399.668	399.627
Miscellaneous wood product manufacturing.....	321999		12/03	155.072	153.789	153.789	153.404	154.846
Primary products.....		321999-P	06/84	229.228	227.148	227.148	226.618	228.880
All other miscellaneous wood products.....		321999-0	06/02	149.779	148.420	148.420	148.074	149.552
Secondary products and miscellaneous receipts.....		321999-SM						
Paper manufacturing.....	322		12/03	182.396	183.331	183.385	183.924	185.013
Pulp, paper & paperboard mills.....	3221		12/03	175.150	175.985	176.295	177.255	178.679
Pulp mills.....	32211		12/82	247.420	251.751	253.889	259.378	262.509
Pulp mills.....	322110		12/82	247.419	251.750	253.888	259.377	262.508
Primary products.....		322110-P	12/82	273.852	278.646	281.013	287.088	290.553
Special alpha and dissolving wood pulp, incl. sulfite and sulfate and other wood pulp.....		322110-6	12/11	127.872	130.366	131.675	134.677	136.513
All other miscellaneous pulp, other than wood, and pulp mill by-products, incl. turpentine.....		322110-9	06/88	329.746	329.746	328.305	332.134	331.708
Paper mills.....	32212		06/81	237.663	238.484	238.757	239.641	239.176
Paper mills.....	322120		12/03	162.506	163.073	163.260	163.864	163.546
Primary products.....		322120-P	12/03	163.502	164.061	164.128	164.562	164.520
Bleached bristol, clay-coated, uncoated, and industrial converted paper.....		322120-1	12/11	129.009	129.685	129.807	129.975	129.878
Construction paper.....		322120-2	12/11	142.052	—	—	—	—
Sanitary tissue paper products, made in paper mills.....		322120-4	06/83	237.981	237.875	237.915	238.964	238.964

See footnotes at end of table.

Table 11. Producer price indexes for net output of selected industries and their products, not seasonally adjusted — Continued
 [August 2024]

Title ¹	Industry code	Product code	Index base	Unadjusted index ²				
				Apr. 2024	May 2024 ^P	June 2024 ^P	July 2024 ^P	Aug. 2024 ^P
Paper mills - Continued								
Newsprint and uncoated ground-wood paper.....		322120-5	12/03	113.414	120.123	120.123	120.123	120.123
Secondary products and miscellaneous receipts.....		322120-SM						
Paperboard mills.....	32213		12/82	365.930	367.620	368.135	370.076	377.036
Paperboard mills.....	322130		12/82	366.330	368.016	368.538	370.484	377.454
Primary products.....		322130-P	12/82	349.247	350.448	351.434	353.533	360.292
Bleached packaging and industrial converting paperboard.....		322130-B	05/21	127.816	127.816	127.816	127.926	127.926
Unbleached kraft packaging and industrial converting paperboard.....		322130-1	12/82	334.224	335.274	337.100	340.082	346.967
Recycled paperboard.....		322130-7	12/82	395.508	398.470	398.564	400.582	410.083
Secondary products and miscellaneous receipts.....		322130-SM						
Converted paper product mfg.....	3222		12/03	188.221	189.193	189.153	189.519	190.777
Paper container mfg.....	32221		12/84	321.222	323.466	323.313	324.147	328.005
Corrugated and solid fiber box manufacturing.....	322211		03/80	424.202	427.053	427.662	428.084	435.586
Primary products.....		322211-P	03/80	424.459	427.414	428.041	428.465	435.966
Corrugated and solid fiber boxes, including pallets.....		322211-0	03/80	424.459	427.414	428.041	428.465	435.966
Corrugated shipping containers for food and beverages and carryout boxes for retail food.....		322211-01	03/80	356.011	359.268	360.243	361.979	367.858
Corrugated shipping containers for paper and allied products.....		322211-02	03/80	408.884	408.066	407.924	407.924	416.588
Corrugated shipping containers for metal and electrical machinery.....		322211-03	06/02	252.127	252.505	252.505	252.505	255.634
Corrugated shipping containers for all other end uses.....		322211-04	03/80	427.911	432.066	432.066	430.918	440.157
Corrugated paperboard in sheets and rolls, lined and unlined.....		322211-05	03/80	364.536	365.030	366.807	366.807	368.437
Other corrugated and solid fiber products, including containers, pallets, pads, etc.....		322211-09	06/02	266.848	270.786	270.786	271.523	279.309
Secondary products and miscellaneous receipts.....		322211-SM						
Miscellaneous receipts.....		322211-M	06/02	312.824	312.890	312.979	312.979	342.015
Secondary products.....		322211-S	12/90	219.103	219.072	219.119	219.378	219.410
Folding paperboard box manufacturing.....	322212		12/83	239.682	242.470	240.828	242.671	243.062
Primary products.....		322212-P	12/83	234.283	237.124	235.428	237.585	238.081
Folding paperboard boxes, packaging, and packaging components.....		322212-0	12/83	234.283	237.124	235.428	237.585	238.081
Secondary products and miscellaneous receipts.....		322212-SM						
Other paperboard container manufacturing.....	322219		12/11	142.377	142.450	142.469	142.824	142.725
Primary products.....		322219-P	12/11	146.771	146.853	146.875	147.275	147.163
Setup (rigid) paperboard boxes.....		322219-1	12/83	505.117	501.458	499.039	499.449	499.449
Paperboard fiber drums with ends of any material.....		322219-7	12/85	521.602	533.231	533.170	534.746	537.480
Fiber cans, tubes, and similar fiber products.....		322219-8	12/85	441.902	442.622	443.302	443.580	441.596
Fiber cans, all fiber and composite.....		322219-81	12/85	391.867	392.822	393.383	392.792	395.068
Fiber cores and tubes.....		322219-82	12/85	463.078	463.270	464.182	466.307	455.295
Paperboard cones, reels, spools, bobbins, blocks, and all vulcanized fiber products.....		322219-83	12/02	166.660	166.660	166.660	166.660	166.660
Secondary products and miscellaneous receipts.....		322219-SM						
Paper bag and coated and treated paper mfg.....	32222		12/03	176.204	176.314	176.369	176.786	176.531
Paper bag and coated and treated paper manufacturing.....	322220		12/11	133.943	134.027	134.069	134.386	134.191
Primary products.....		322220-P	12/11	133.450	133.531	133.573	133.897	133.696
Specialty bags, pouches, and liners, multiweb laminations and foil, except film-film.....		322220-C	12/83	308.209	307.924	308.156	308.871	308.995
Uncoated single-web paper grocers' bags and sacks and variety and shopping bags.....		322220-D	12/83	493.110	493.110	493.110	494.392	494.392
Laminated aluminum foil rolls and sheets for flexible packaging uses.....		322220-F	12/03	164.264	164.264	164.264	164.264	163.677
Pasted, lined, laminated, or surface-coated paperboard.....		322220-G	12/84	334.272	334.272	334.272	334.272	334.272
Single-web paper, rolls and sheets, including waxed, for flexible packaging uses.....		322220-H	12/87	299.663	299.663	299.663	299.663	299.663
Multiweb laminated rolls and sheets, except foil, for flexible packaging uses.....		322220-J	12/03	162.884	162.884	162.932	163.260	163.260
Pressure-sensitive products.....		322220-N	12/82	245.299	243.346	246.243	245.044	244.899
Wallcoverings.....		322220-7	06/85	186.113	186.113	189.588	189.588	189.588
Converted foil for nonpackaging applications.....		322220-8	06/13	122.601	122.601	122.601	122.601	122.601
Other coated and processed papers, except for packaging uses.....		322220-9	12/11	125.941	130.047	125.354	127.814	126.431
Secondary products and miscellaneous receipts.....		322220-SM						
Miscellaneous receipts.....		322220-M	12/11	158.598	158.598	158.598	158.598	-
Stationery product mfg.....	32223		12/03	211.337	212.890	213.194	210.687	210.873
Stationery product manufacturing.....	322230		12/11	165.241	166.454	166.692	164.732	164.878
Primary products.....		322230-P	12/11	166.336	167.597	167.843	165.811	165.960
Die-cut paper and paperboard office supplies.....		322230-4	12/89	324.782	324.092	324.092	324.092	324.092
Envelopes, commercial, all types and materials.....		322230-5	12/84	250.599	250.840	251.561	250.718	250.475
Tablets, pads and related products.....		322230-9	06/85	264.935	264.772	265.232	265.232	265.232
Secondary products and miscellaneous receipts.....		322230-SM						
Miscellaneous receipts.....		322230-M	12/11	123.446	123.150	123.107	123.298	123.408
Other converted paper product mfg.....	32229		12/03	144.830	145.249	145.157	145.878	145.619

See footnotes at end of table.

Table 11. Producer price indexes for net output of selected industries and their products, not seasonally adjusted — Continued
 [August 2024]

Title ¹	Industry code	Product code	Index base	Unadjusted index ²				
				Apr. 2024	May 2024 ^P	June 2024 ^P	July 2024 ^P	Aug. 2024 ^P
Sanitary paper product manufacturing.....	322291		12/03	131.331	131.858	131.648	132.222	132.090
Primary products.....		322291-P	06/83	191.261	192.053	191.781	192.569	192.476
Disposable diapers and similar disposable products, made from purchased sanitary paper stock.....		322291-2	12/03	103.715	103.682	103.682	103.682	103.682
Sanitary tissue paper products, made from purchased sanitary paper stock or wadding.....		322291-5	12/03	163.217	164.552	164.112	165.388	165.236
Secondary products and miscellaneous receipts.....		322291-SM						
Miscellaneous receipts.....		322291-M	12/03	266.425	266.425	244.579	272.934	224.525
All other converted paper product mfg.....	322299		12/03	179.204	179.243	179.547	180.709	180.050
Primary products.....		322299-P	12/03	177.033	177.234	177.425	178.614	177.980
Molded pulp goods, including egg cartons, florist pots, food trays, etc.....		322299-1	12/03	186.840	188.244	188.771	188.543	188.824
Miscellaneous converted paper and paperboard products.....		322299-3	12/03	175.102	174.925	175.011	176.656	175.729
Secondary products and miscellaneous receipts.....		322299-SM						
Secondary products.....		322299-S	12/03	188.458	188.431	188.533	188.844	-
Printing and related support activities.....	323		12/03	165.342	165.309	165.340	165.902	166.702
Printing and related support activities.....	3231		12/03	165.540	165.507	165.537	166.100	166.901
Printing.....	32311		12/03	167.350	167.308	167.332	167.910	168.733
Commercial screen printing.....	323113		12/03	131.430	131.554	131.623	131.988	132.556
Primary products.....		323113-P	12/03	131.006	131.123	131.123	131.508	132.117
Screen printing on garments, apparel accessories, and other fabric articles, excluding labels.....		323113-4	06/90	166.957	167.156	167.156	167.808	167.634
Screen printing (excluding on textiles, apparel, apparel accessories, and labels) ..		323113-6	12/06	129.322	129.322	129.322	129.322	132.152
Secondary products and miscellaneous receipts.....		323113-SM						
Miscellaneous receipts.....		323113-M	12/03	143.078	143.078	144.224	145.694	145.088
Secondary products.....		323113-S	12/03	123.394	123.573	123.857	123.867	124.371
Books printing.....	323117		12/83	289.362	281.255	281.248	281.573	284.760
Primary products.....		323117-P	12/83	294.196	284.100	284.091	284.501	288.405
Other book and pamphlet printing and binding.....		323117-E	06/93	161.484	161.480	161.449	161.459	161.459
Textbook printing and binding.....		323117-1	06/93	152.431	152.431	152.431	153.167	153.167
Technical, scientific, & professional book printing & binding.....		323117-3	06/93	142.684	147.212	147.212	150.448	150.448
Religious book printing and binding.....		323117-5	06/93	196.663	197.553	197.553	195.267	196.402
General book (trade, etc.) printing & binding.....		323117-7	06/93	297.804	274.667	274.667	274.667	282.190
Secondary products and miscellaneous receipts.....		323117-SM						
Commercial printing, except screen and books.....	32311K		12/11	149.200	149.444	149.462	150.012	150.684
Primary products.....		32311K-P	12/11	139.835	140.052	140.082	140.678	141.141
Commercial lithographic printing.....		32311K-0	06/82	214.548	214.576	214.576	215.764	215.809
Other commercial and general job printing (lithographic).....		32311K-0B	12/01	141.676	142.398	142.398	144.818	144.600
Magazine and periodical printing (lithographic).....		32311K-01	06/82	178.411	178.411	178.411	179.090	179.707
Label and wrapper printing (lithographic).....		32311K-03	06/82	170.184	170.184	170.184	172.165	172.165
Catalog and directory printing (lithographic).....		32311K-05	06/82	170.906	170.906	170.906	171.178	171.178
Advertising printing (lithographic).....		32311K-09	06/82	183.239	183.239	183.239	184.682	184.556
Commercial flexographic printing.....		32311K-2	12/03	205.641	205.641	205.494	205.494	205.494
Label and wrapper printing (flexographic).....		32311K-21	12/01	200.494	200.494	200.317	200.317	-
Quick printing.....		32311K-4	12/03	172.645	172.645	172.645	172.645	172.645
Digital printing.....		32311K-5	12/03	134.923	135.632	135.790	136.681	137.870
Manifold business forms printing.....		32311K-6	12/03	225.046	225.046	225.046	225.046	232.179
Other commercial printing.....		32311K-9	12/03	135.757	135.757	135.757	135.757	135.757
All other commercial and general job printing.....		32311K-9V	09/18	131.342	131.342	131.342	131.342	131.342
Secondary products and miscellaneous receipts.....		32311K-SM						
Miscellaneous receipts.....		32311K-M	12/11	147.625	148.866	150.304	153.583	156.051
Secondary products.....		32311K-S	12/11	276.983	277.361	277.129	277.308	279.304
Support activities for printing.....	32312		12/03	120.533	120.781	120.991	121.156	121.332
Support activities for printing.....	323120		12/11	122.307	122.558	122.772	122.939	123.118
Primary products.....		323120-P	12/11	120.346	120.538	120.762	120.923	121.080
Softcover, pamphlet, sample book, and other binding of books and materials printed elsewhere.....		323120-3	12/06	152.383	152.493	152.886	152.953	154.371
Miscellaneous binding and postpress work, incl collating, perforating, folding, gluing, etc.....		323120-5	12/06	130.784	130.236	131.285	131.285	129.671
Prepress services, excl platemaking (incl film, assembled flats, color sep., typesetting, etc.).....		323120-7	12/03	98.415	98.415	98.415	98.415	98.415
Printing plates and cylinders, prepared for printing (excl blank plates and blank cylinders).....		323120-9	12/03	107.020	107.020	107.020	107.020	107.020
Secondary products and miscellaneous receipts.....		323120-SM						
Petroleum and coal products manufacturing.....	324		12/84	371.230	343.753	329.169	347.553	337.771
Petroleum and coal products mfg.....	3241		12/84	371.230	343.753	329.169	347.553	337.771
Petroleum refineries.....	32411		06/85	369.291	339.602	323.916	343.652	333.220

See footnotes at end of table.

Table 11. Producer price indexes for net output of selected industries and their products, not seasonally adjusted — Continued
 [August 2024]

Title ¹	Industry code	Product code	Index base	Unadjusted index ²				
				Apr. 2024	May 2024 ^P	June 2024 ^P	July 2024 ^P	Aug. 2024 ^P
Petroleum refineries.....	324110		06/85	369.327	339.638	323.952	343.688	333.256
Primary products.....		324110-P	06/85	382.473	351.043	334.467	355.324	344.299
Kerosene, except jet fuel.....		324110-B	06/85	349.781	327.206	305.109	344.110	308.571
Light fuel oils.....		324110-C	06/85	468.053	380.244	366.819	406.527	397.704
Home heating oil and other distillates, NEC.....		324110-C1	06/85	331.368	305.265	306.899	312.799	296.732
Diesel fuel.....		324110-C2	06/85	495.535	399.375	384.168	428.189	419.724
Heavy fuel oils, including No. 5, No. 6, heavy diesel, gas enrichment oils, etc.....		324110-E	06/85	278.345	303.437	298.229	301.093	299.740
Unfinished oils and lubricating oil base stock.....		324110-J	06/85	465.457	485.916	497.494	505.474	470.889
Liquefied refinery gases, including other aliphatics (feed stock and other uses)....		324110-R	06/85	705.476	665.389	602.039	678.430	657.002
Other finished petroleum products, including waxes.....		324110-T	06/85	355.900	475.192	501.927	445.063	471.922
Gasoline, including finished base stocks and blending agents.....		324110-1	06/85	308.621	294.969	276.386	289.186	281.821
Motor gasoline, including finished base stocks and blending agents.....		324110-12	06/85	310.018	296.304	277.773	290.854	283.538
Regular gasoline.....		324110-121	06/85	298.726	286.120	267.361	280.667	275.236
Mid-premium gasoline.....		324110-122	12/87	492.323	458.203	433.761	459.182	441.297
Premium gasoline.....		324110-123	06/85	336.077	319.350	302.705	313.775	299.538
Jet fuel.....		324110-6	06/85	348.160	326.583	315.072	333.215	298.153
Asphalt.....		324110-9	06/85	261.642	276.082	278.418	279.629	267.297
Secondary products and miscellaneous receipts.....		324110-SM1						
Asphalt paving and roofing materials mfg.....	32412		12/84	353.898	354.840	355.001	357.207	355.056
Asphalt paving mixture & block manufacturing.....	324121		06/81	407.771	402.019	404.056	407.385	406.521
Primary products.....		324121-P	06/81	407.055	400.721	402.845	406.166	405.265
Asphalt paving mixtures & blocks.....		324121-0	06/81	407.055	400.721	402.845	406.166	405.265
Emulsified asphalt, including liquid additives.....		324121-0111	12/04	287.004	288.318	290.495	292.465	293.531
Other liquid asphalt and tar paving materials, including cut-backs.....		324121-0121	12/04	398.690	387.761	393.513	394.436	394.464
Asphalt and tar paving mixt. (excl liquid), incl bitum. or asph. concrete, asph. paving cement.....		324121-0131	12/04	255.702	247.560	248.260	250.907	249.076
Secondary products and miscellaneous receipts.....		324121-SM						
Miscellaneous receipts.....		324121-M	12/04	214.245	214.245	214.245	217.145	217.145
Secondary products.....		324121-S	06/81	384.715	—	—	—	—
Asphalt shingle and coating materials manufacturing.....	324122		06/84	343.744	352.296	350.371	351.627	347.726
Primary products.....		324122-P	06/84	346.679	355.456	353.475	354.767	350.752
Roofing asphalts and pitches, coatings, and cements.....		324122-1	06/84	291.183	291.183	294.018	293.961	293.961
Prepared asphalt and tar roofing and siding products, incl. saturated felts for nonbuilding use.....		324122-2	06/84	349.936	359.454	357.037	358.447	354.082
Asphalt smooth-surfaced roll roofing and cap sheets, organic and fiberglass base.....		324122-21	12/12	154.626	153.636	154.190	154.190	154.190
Asphalt mineral-surfaced roll roofing and cap sheets, organic and fiberglass base.....		324122-22	06/06	276.652	277.634	277.793	277.793	277.793
Other prepared asphalt and tar products for roofing and siding.....		324122-27	06/06	177.706	177.671	178.039	179.399	177.732
Secondary products and miscellaneous receipts.....		324122-SM						
Other petroleum and coal products mfg.....	32419		12/84	548.150	549.672	549.027	546.374	546.854
Petroleum lubricating oil and grease mfg.....	324191		12/80	630.802	630.615	630.204	629.653	630.506
Primary products.....		324191-P	12/80	662.380	662.163	661.685	661.200	661.831
Petroleum lubricating oils and greases, refined petroleum.....		324191-0	12/80	662.380	662.163	661.685	661.200	661.831
Lubricating oils (incl. hydraulic fluids, etc.), refined petroleum.....		324191-011	12/80	684.064	683.820	683.285	682.744	683.449
Lubricating greases, made from refined petroleum.....		324191-012	12/80	543.894	543.894	543.894	543.894	543.894
Secondary products and miscellaneous receipts.....		324191-SM						
Miscellaneous receipts.....		324191-M	12/80	370.198	370.198	370.198	360.026	353.336
All other petroleum and coal products mfg.....	324199		12/03	333.790	338.587	337.532	330.915	330.603
Primary products.....		324199-P	12/03	344.016	349.015	347.910	340.973	340.646
Coke oven and blast furnace products, made in coke oven establishments.....		324199-3	12/09	197.478	192.197	191.682	190.161	190.243
All other petroleum and coal products (excl. coke oven products), made in coke oven estab.....		324199-9	12/02	377.747	384.322	383.092	375.150	374.756
Secondary products and miscellaneous receipts.....		324199-SM						
Secondary products.....		324199-S	12/09	216.534	217.644	217.644	217.644	217.644
Chemical mfg.....	325		12/84	352.304	352.602	352.886	354.597	356.027
Basic chemical mfg.....	3251		12/84	412.583	412.404	417.077	424.111	428.058
Petrochemical mfg.....	32511		12/03	152.552	150.776	153.042	164.030	166.083
Petrochemical manufacturing.....	325110		12/03	153.148	151.361	153.665	164.657	166.742
Primary products.....		325110-P	12/03	166.610	164.442	168.310	178.535	181.853
Secondary products and miscellaneous receipts.....		325110-SM						
Industrial gas mfg.....	32512		12/03	240.560	241.621	243.327	243.507	243.558
Industrial gas manufacturing.....	325120		12/03	241.286	242.350	244.061	244.243	244.293
Primary products.....		325120-P	06/81	401.387	403.153	406.001	406.323	406.396
Oxygen.....		325120-A	06/81	597.539	585.639	590.862	606.981	605.954
Argon and hydrogen.....		325120-C	06/09	97.096	98.378	99.283	98.397	97.771

See footnotes at end of table.

Table 11. Producer price indexes for net output of selected industries and their products, not seasonally adjusted — Continued
 [August 2024]

Title ¹	Industry code	Product code	Index base	Unadjusted index ²				
				Apr. 2024	May 2024 ^P	June 2024 ^P	July 2024 ^P	Aug. 2024 ^P
Industrial gas manufacturing - Continued								
Other industrial gases (including fluorocarbon and acetylene).....		325120-T	06/09	289.628	292.848	291.448	287.023	287.023
Carbon dioxide.....		325120-4	06/81	701.970	720.938	756.063	727.554	736.134
Nitrogen.....		325120-7	06/81	235.729	235.055	238.794	250.267	250.064
Secondary products and miscellaneous receipts.....		325120-SM						
Synthetic dye and pigment mfg.	32513		12/03	177.796	174.811	171.730	171.967	172.580
Synthetic dye and pigment manufacturing.....	325130		12/11	117.470	115.498	113.463	113.620	114.024
Primary products.....		325130-P	12/11	115.739	113.785	111.730	111.888	112.302
All other inorganic pigments, including TiO ₂ , chrome colors, and other white opaque pigments.....		325130-N	09/21	121.663	118.312	116.548	116.548	116.548
Synthetic organic dyes, pigments, lakes, and toners.....		325130-R	09/21	113.278	115.505	112.260	112.935	114.695
Synthetic organic dyes.....		325130-R8	12/82	128.957	129.710	126.211	127.806	128.619
Synthetic organic pigments, lakes, and toners.....		325130-R9	12/82	207.181	213.886	207.660	207.660	212.655
Secondary products and miscellaneous receipts.....		325130-SM						
Secondary products.....		325130-S	12/11	137.070	137.460	137.362	137.159	137.164
Other basic inorganic chemical manufacturing.....	32518		12/03	362.145	365.581	367.123	362.224	361.263
Other basic inorganic chemical manufacturing.....	325180		12/10	157.737	159.229	159.900	157.769	157.356
Primary products.....		325180-P	12/10	127.193	128.689	129.238	127.322	126.656
Potassium and sodium compounds, excluding bleaches, alkalis, and alum.....		325180-A	12/82	610.251	609.345	604.345	606.998	603.914
All other inorganic chemicals.....		325180-H	12/03	377.099	389.687	393.346	391.523	389.845
Inorganic acids, excluding nitric, sulfuric and phosphoric.....		325180-3	12/82	170.867	171.698	170.932	170.167	171.022
Sodium hydroxide (caustic soda).....		325180-4	12/80	431.134	431.253	430.963	427.862	424.268
Carbon black, all processes.....		325180-6	12/83	606.950	611.139	619.234	622.583	617.061
Other alkalis.....		325180-7	12/11	141.021	141.831	141.687	138.991	139.704
Sulfuric acid.....		325180-9	12/82	148.088	138.583	140.175	133.448	126.131
Secondary products and miscellaneous receipts.....		325180-SM						
Miscellaneous receipts.....		325180-M	12/10	347.540	347.540	347.540	347.540	—
Secondary products.....		325180-S	12/10	225.975	220.970	222.666	222.854	232.369
Other basic organic chemical mfg.....	32519		12/03	213.144	213.222	216.510	218.520	221.351
Ethyl alcohol manufacturing.....	325193		12/03	188.359	196.355	201.576	208.567	200.349
Primary products.....		325193-P	12/82	203.381	215.045	222.674	232.900	222.729
Ethyl alcohol.....		325193-0	12/82	200.615	214.694	223.735	236.003	225.855
Distillers' dried grains (dark and light) and dried solubles.....		325193-2	12/22	82.157	79.551	78.381	76.397	72.616
Secondary products and miscellaneous receipts.....		325193-SM						
Secondary products.....		325193-S	12/03	165.487	159.943	156.452	151.723	149.808
Cyclic crude, intermediate, and gum and wood chemical mfg.....	325194		06/11	122.066	121.757	122.270	122.617	126.522
Primary products.....		325194-P	06/11	132.573	132.584	132.330	132.450	137.721
Gum and wood chemicals, including wood distillation products.....		325194-1	06/84	526.691	526.580	525.571	527.411	532.744
Cyclic crude and intermediate chemicals.....		325194-2	12/03	224.476	224.518	224.089	224.089	235.328
Secondary products and miscellaneous receipts.....		325194-SM						
All other basic organic chemical manufacturing.....	325199		12/03	232.844	229.319	232.141	232.119	239.582
Primary products.....		325199-P	12/82	386.963	378.988	384.916	384.927	389.544
Natural organic chemicals.....		325199-E	12/08	139.660	139.770	139.953	139.807	139.807
Synthetic organic chemicals for use as flavor and perfume materials.....		325199-H	12/03	196.842	196.842	196.842	196.077	196.460
Synthetic organic rubber-processing chemicals.....		325199-K	12/03	212.781	212.070	212.360	215.289	214.435
Synthetic organic plasticizers.....		325199-N	12/03	223.425	231.697	233.878	238.243	229.317
Other synthetic organic chemicals.....		325199-R	12/03	190.488	183.414	185.565	185.821	195.218
Miscellaneous end use chemicals and chemical products, excluding urea.....		325199-T	12/82	426.898	424.513	425.400	427.868	431.390
Miscellaneous cyclic and acyclic chemicals and chemical products, excluding fatty acid esters.....		325199-V	12/82	368.397	357.388	382.630	379.399	363.009
Fatty acids.....		325199-1	06/85	218.785	207.938	201.164	199.576	214.395
Industrial organic flavor oil mixtures and blends.....		325199-7	12/08	332.535	326.205	325.931	324.951	324.951
Secondary products and miscellaneous receipts.....		325199-SM						
Resin, synthetic rubber, and artificial/synthetic fiber/filaments mfg.....	3252		12/84	244.666	246.370	245.964	247.662	247.935
Resin and synthetic rubber mfg.....	32521		12/03	196.553	197.258	197.432	199.229	199.411
Plastics material and resin manufacturing.....	325211		12/80	320.700	321.394	321.265	324.691	325.101
Primary products.....		325211-P	12/80	289.885	289.723	289.869	294.076	292.697
Thermoplastic resins and plastics materials.....		325211-1	12/80	284.498	284.538	284.387	288.932	289.718
Thermosetting resins and plastics materials.....		325211-4	12/80	321.834	320.198	322.617	324.099	306.160
Secondary products and miscellaneous receipts.....		325211-SM						
Synthetic rubber manufacturing.....	325212		06/81	264.728	269.474	273.322	271.742	270.623
Primary products.....		325212-P	06/81	262.028	266.774	270.621	269.041	267.763
Synthetic rubber (vulcanizable elastomers).....		325212-0	06/81	262.028	266.774	270.621	269.041	267.763
Secondary products and miscellaneous receipts.....		325212-SM						
Artificial fibers and filaments manufacturing.....	32522		12/03	157.990	165.239	160.399	157.577	158.043

See footnotes at end of table.

Table 11. Producer price indexes for net output of selected industries and their products, not seasonally adjusted — Continued
 [August 2024]

Title ¹	Industry code	Product code	Index base	Unadjusted index ²				
				Apr. 2024	May 2024 ^P	June 2024 ^P	July 2024 ^P	Aug. 2024 ^P
Artificial fibers and filaments manufacturing.....	325220		06/81	160.854	168.247	163.309	160.431	160.906
Primary products.....		325220-P	06/81	165.825	173.806	168.477	165.371	165.883
Polyester manufactured fibers.....		325220-7	12/89	152.009	152.717	153.591	155.733	155.733
Other noncellulosic organic fibers, incl. polyamide, polyolefin, and producer-textured.....		325220-9	06/11	132.016	140.957	134.532	130.154	130.631
Secondary products and miscellaneous receipts.....		325220-SM						
Pesticide, fertilizer, and other agricultural chemical mfg.....	3253		12/84	279.493	277.449	275.749	274.036	272.420
Fertilizer mfg.....	32531		12/03	247.792	244.219	240.713	238.022	235.516
Nitrogenous fertilizer manufacturing.....	325311		12/79	407.854	402.671	386.415	381.563	373.266
Primary products.....		325311-P	12/79	397.326	392.147	376.173	371.432	363.297
Synthetic ammonia, nitric acid, ammonium compounds, and urea.....		325311-A	12/14	107.775	106.310	101.312	99.877	97.416
Fertilizer materials of organic origin.....		325311-7	06/03	142.601	141.426	143.328	143.328	143.328
Secondary products and miscellaneous receipts.....		325311-SM						
Secondary products.....		325311-S	12/79	764.250	775.338	767.169	760.534	753.468
Phosphatic fertilizer manufacturing.....	325312		12/79	488.017	476.186	475.983	467.649	467.850
Primary products.....		325312-P	12/79	402.318	392.357	392.696	385.683	385.852
Phosphoric acid, superphosphates, and other phosphatic fertilizer materials.....		325312-A	12/09	189.374	180.404	181.754	177.077	177.190
Mixed fertilizers, made in plants which manufacture fertilizer materials.....		325312-7	12/79	470.553	484.428	477.733	477.733	477.733
Secondary products and miscellaneous receipts.....		325312-SM						
Fertilizer, mixing only, manufacturing (including compost).....	325314		12/79	277.641	278.112	277.974	278.688	274.676
Primary products.....		325314-P	12/79	281.023	281.604	281.466	282.346	278.146
Mixed fertilizers, mixing only.....		325314-0	06/86	249.615	250.131	250.009	250.790	247.059
Mixed fertilizers, dry, mixing only.....		325314-01	06/03	200.078	200.145	200.028	200.090	197.925
Mixed fertilizers, liquid, mixing only.....		325314-02	06/86	213.953	216.244	216.244	219.948	212.311
Secondary products and miscellaneous receipts.....		325314-SM						
Miscellaneous receipts.....		325314-M	12/79	173.084	170.125	170.111	165.759	166.956
Pesticide and other agricultural chemical mfg.....	32532		12/03	142.286	142.583	143.282	143.329	143.347
Pesticide and other agricultural chemical manufacturing.....	325320		06/82	195.906	196.315	197.277	197.342	197.367
Primary products.....		325320-P	06/82	206.868	207.297	208.316	208.384	208.411
Agricultural and commercial pesticides and chemicals.....		325320-1	06/03	138.496	138.657	139.401	139.451	139.471
Lawn and garden pesticides and chemicals.....		325320-4	06/03	194.532	194.532	194.532	194.532	194.532
Household and institutional pesticides and chemicals.....		325320-7	06/03	187.906	192.133	192.133	192.133	192.133
Secondary products and miscellaneous receipts.....		325320-SM						
Pharmaceutical and medicine mfg.....	3254		12/84	578.819	578.458	577.727	577.646	579.533
Pharmaceutical and medicine mfg.....	32541		12/03	241.676	241.525	241.220	241.186	241.974
Medicinal and botanical manufacturing.....	325411		06/82	193.265	193.291	193.011	193.229	192.945
Primary products.....		325411-P	06/82	196.726	196.755	196.443	196.685	196.369
Synthetic organic medicinal chemicals, medicinal & botanical drugs, & other products.....		325411-0	12/11	109.737	109.753	109.579	109.714	109.538
Secondary products and miscellaneous receipts.....		325411-SM1						
Pharmaceutical preparation manufacturing.....	325412		06/81	914.711	914.427	913.947	913.918	916.780
Primary products.....		325412-P	06/81	1,000.858	1,000.534	999.988	999.826	1,003.082
Pharmaceuticals acting on the respiratory system, for human use.....		325412-A	06/01	220.219	220.219	220.219	219.940	219.940
Antihistamines and bronchodilators, including antiasthmatics.....		325412-A111	06/81	1,165.819	1,165.819	1,165.819	1,165.819	1,165.819
Other respiratory preparations.....		325412-A112	06/01	213.194	213.194	213.194	212.485	212.485
Other respiratory preparations, over-the-counter.....		325412-A112OC	05/17	109.403	109.403	109.403	108.735	-
Other respiratory preparations, prescription.....		325412-A112RX	05/17	96.342	96.342	96.342	96.342	96.342
Pharmaceuticals acting on the digestive or the genito-urinary systems, for human use.....		325412-D	06/01	179.538	178.621	178.621	178.621	178.621
Other digestive or genito-urinary preparations.....		325412-D112	06/01	182.928	182.928	182.928	182.928	182.928
Other digestive or genito-urinary preparations, prescription.....		325412-D112RX	05/17	90.394	90.394	90.394	90.394	90.394
Pharmaceuticals acting on the skin, for human use.....		325412-G	06/01	178.193	178.193	174.671	174.671	174.671
Other pharmaceutical preparations acting on the skin.....		325412-G311	12/09	109.255	109.255	109.255	109.255	109.255
Anti-acne preparations.....		325412-G611	12/09	107.181	107.181	86.999	86.999	86.999
Vitamin, nutrient, and hematinic preparations, for human use.....		325412-L	06/01	155.665	155.555	155.555	155.520	158.820
Multivitamins.....		325412-L111	06/81	218.373	218.373	218.373	218.373	218.373
Other vitamins and nutrients.....		325412-L112	06/01	161.360	161.837	161.837	161.782	161.992
Pharmaceuticals affecting parasitic and infective diseases, for human use.....		325412-Q	06/01	284.934	284.934	284.934	284.934	284.934
Broad and medium spectrum antibiotics.....		325412-Q111	06/81	603.966	603.966	603.966	603.966	603.966
Systemic antivirals.....		325412-Q112	06/01	303.686	303.686	303.686	303.686	303.686
Other parasitic and infective diseases.....		325412-Q113	06/01	320.184	320.184	320.184	320.184	320.184
Pharmaceuticals for veterinary use, incl medicinal premixes/pet care products.....		325412-W	06/81	214.043	214.043	214.043	214.043	217.846
Pharmaceuticals affecting neoplasms, the endocrine system, & metabolic diseases, for human use.....		325412-1	06/01	328.145	328.145	328.145	328.410	328.412
Cancer therapy products.....		325412-1111	06/81	981.014	981.014	981.014	991.954	991.954
Insulin/antidiabetes products.....		325412-1112	06/81	1,502.807	1,502.851	1,502.851	1,502.851	1,502.992

See footnotes at end of table.

Table 11. Producer price indexes for net output of selected industries and their products, not seasonally adjusted — Continued
 [August 2024]

Title ¹	Industry code	Product code	Index base	Unadjusted index ²				
				Apr. 2024	May 2024 ^P	June 2024 ^P	July 2024 ^P	Aug. 2024 ^P
Pharmaceutical preparation manufacturing - Continued								
Other neoplasms, endocrine system, and metabolic diseases.....		325412-1113	06/81	1,122.049	1,122.049	1,122.049	1,122.049	1,122.049
Hormones and oral contraceptives.....		325412-1114	12/09	227.071	227.071	227.071	227.194	227.194
Pharmaceuticals acting on the central nervous system and the sense organs, for human use.....		325412-4	06/01	354.083	354.083	354.083	354.111	354.111
Analgesics.....		325412-4111	06/01	358.402	358.402	358.402	358.487	358.487
Psychotherapeutics.....		325412-4112	06/81	7,452.805	7,452.805	7,452.805	7,453.356	7,453.356
Antidepressants.....		325412-41121	12/87	1,324.442	1,324.442	1,324.442	1,324.442	1,324.442
Other psychotherapeutics, including tranquilizers.....		325412-41123	06/01	374.577	374.577	374.577	374.832	374.832
Other central nervous system and sense organs.....		325412-4113	06/01	283.785	283.785	283.785	283.785	283.785
Anticonvulsants.....		325412-4114	12/09	231.051	231.051	231.051	231.051	231.051
Analgesics, over-the-counter.....		325412-4111OC	05/17	110.851	110.851	110.851	111.149	111.149
Analgesics, prescription.....		325412-4111RX	05/17	136.026	136.026	136.026	136.026	136.026
Pharmaceuticals acting on the cardiovascular system, for human use.....		325412-7	06/81	1,732.781	1,732.781	1,732.781	1,732.781	1,732.671
Other cardiovascular preparations.....		325412-7113	06/01	559.817	559.817	559.817	559.817	559.762
Secondary products and miscellaneous receipts.....		325412-SM						
Miscellaneous receipts.....		325412-M	06/81	576.860	576.860	576.860	576.860	—
Secondary products.....		325412-S	06/81	325.125	325.125	325.125	327.052	327.034
In-vitro diagnostic substance manufacturing.....	325413		03/80	284.684	284.573	284.618	284.499	284.501
Primary products.....		325413-P	06/87	200.423	200.335	200.372	200.281	200.296
In-vitro diagnostic substances.....		325413-0	06/91	177.973	177.895	177.928	177.847	177.860
Secondary products and miscellaneous receipts.....		325413-SM						
Secondary products.....		325413-S	03/80	444.314	444.595	444.372	444.386	443.347
Other biological product manufacturing.....	325414		06/91	258.239	257.286	255.171	254.871	257.099
Primary products.....		325414-P	06/91	267.859	266.824	264.820	264.496	266.907
Biological products, excluding diagnostic, for veterinary, industrial, and all other misc. uses.....		325414-A	03/80	207.873	205.569	201.092	200.023	200.023
Biological products, excluding diagnostic, for human use.....		325414-T	06/09	153.586	153.586	153.586	153.722	155.840
Secondary products and miscellaneous receipts.....		325414-SM1						
Paint, coating & adhesive mfg.....	3255		12/03	235.034	235.232	235.160	235.361	236.871
Paint and coating mfg.....	32551		06/83	413.051	413.422	413.645	413.881	414.782
Paint and coating manufacturing.....	325510		06/83	412.351	412.724	412.945	413.182	414.080
Primary products.....		325510-P	06/83	418.603	419.123	419.314	419.627	420.405
Miscellaneous allied paint products including paint and varnish removers, thinners, etc.....		325510-B	12/88	368.446	370.824	370.224	368.989	369.021
Architectural coatings.....		325510-1	06/83	503.692	503.692	503.656	503.568	503.493
Exterior architectural coatings.....		325510-11	12/12	188.332	188.332	188.295	188.223	188.146
Interior architectural coatings.....		325510-12	12/12	152.876	152.876	152.876	152.868	152.868
Product finishes for original equipment manufacturers (OEM), excluding marine coatings.....		325510-4	06/83	259.326	260.280	261.407	261.358	262.554
Transportation finishes, except powdered and high-solids coatings.....		325510-41	12/12	119.409	119.447	122.874	123.793	125.036
All other product finishes for original equipment manufacturers (OEM), excluding marine coating.....		325510-42	12/12	144.450	145.111	144.794	144.461	144.902
Special purpose coatings incl. marine, industrial, construction and maintenance coatings, etc.....		325510-7	06/83	521.702	521.882	521.399	524.347	527.155
Automotive, other transportation and machinery refinish paints and enamels, including primers.....		325510-71	12/12	153.047	152.879	150.758	148.566	149.329
Special purpose coatings, including all marine coatings and traffic marking paints.....		325510-72	12/12	145.026	145.087	145.057	146.036	146.819
Secondary products and miscellaneous receipts.....		325510-SM						
Secondary products.....		325510-S	06/83	337.715	337.715	337.715	337.715	343.179
Adhesive mfg.....	32552		12/03	221.311	221.473	221.046	221.357	224.588
Adhesive manufacturing.....	325520		12/83	359.947	360.210	359.515	360.021	365.275
Primary products.....		325520-P	12/83	362.955	363.227	362.431	362.948	368.393
Nonstructural caulking compounds and sealants.....		325520-A	12/06	223.750	223.750	223.750	223.750	227.574
Structural sealants (load bearing).....		325520-B	12/06	133.915	133.915	133.915	133.915	133.915
Synthetic resin & rubber adhesives, incl all types of bonding & laminating adhesives.....		325520-4	12/83	372.406	372.877	371.496	372.392	378.893
Epoxy adhesives.....		325520-41	06/06	207.085	206.195	206.195	206.195	209.639
Other synthetic resin and rubber adhesives.....		325520-46	06/97	245.217	246.159	243.861	245.353	245.054
Secondary products and miscellaneous receipts.....		325520-SM						
Secondary products.....		325520-S	12/83	316.918	316.991	318.050	318.242	318.702
Soap, cleaners, and toilet preparation mfg.....	3256		12/84	215.732	215.879	215.887	215.878	216.376
Soap & cleaning compound mfg.....	32561		12/03	184.095	184.196	184.210	184.215	185.101
Soap and other detergent manufacturing.....	325611		06/83	229.974	230.163	230.190	230.202	231.916
Primary products.....		325611-P	06/83	232.343	232.553	232.584	232.597	234.483
Soaps and detergents, commercial, industrial, and institutional.....		325611-1	06/83	354.458	354.653	354.673	354.673	354.911
Commercial, industrial, and institutional hard surface cleaners.....		325611-11	06/07	150.229	150.229	150.469	150.469	150.469

See footnotes at end of table.

Table 11. Producer price indexes for net output of selected industries and their products, not seasonally adjusted — Continued
[August 2024]

Title ¹	Industry code	Product code	Index base	Unadjusted index ²				
				Apr. 2024	May 2024 ^P	June 2024 ^P	July 2024 ^P	Aug. 2024 ^P
Soap and other detergent manufacturing - Continued								
Commercial, industrial, and institutional laundry detergents.....		325611-12	06/07	188.203	188.203	188.444	188.444	188.927
Commercial, industrial, and institutional dishwashing detergents.....		325611-13	12/11	181.021	181.021	180.990	180.990	180.990
Commercial, industrial, and institutional metal cleaners.....		325611-14	12/11	155.039	155.039	155.039	155.039	155.039
Commercial, industrial, and institutional soaps, excluding specialty cleaners.....		325611-17	06/07	164.204	164.704	164.483	164.483	165.017
Household detergents.....		325611-4	06/83	186.222	186.521	186.568	186.591	186.591
Household alkaline detergents and cleaners.....		325611-45	05/18	140.012	140.034	140.201	140.284	140.284
Household dry and liquid laundry detergents.....		325611-46	05/18	118.126	118.361	118.361	118.361	118.361
Soaps, excluding specialty cleaners, household.....		325611-7	06/83	227.005	227.005	227.005	227.005	228.048
Secondary products and miscellaneous receipts.....		325611-SM						
Miscellaneous receipts.....		325611-M	06/83	243.647	243.647	243.647	243.647	243.647
Secondary products.....		325611-S	06/83	213.149	213.176	213.177	213.177	213.582
Polish and other sanitation good mfg.....	325612		06/83	249.915	249.962	249.965	250.061	250.227
Primary products.....		325612-P	06/83	259.720	259.774	259.778	259.888	260.076
Polishing preparations and related products.....		325612-7	06/83	300.349	300.349	300.349	300.812	300.812
Specialty cleaning and sanitation products.....		325612-8	05/17	121.386	121.437	121.441	121.494	121.674
Disinfectants, nonagricultural, industrial and institutional.....		325612-81	05/17	144.613	144.613	144.613	144.613	145.683
Air and room fresheners.....		325612-83	06/83	188.227	188.227	188.227	188.227	188.227
Laundry fabric softeners and rinses, liquid and dry.....		325612-88	05/17	114.301	115.155	115.155	116.062	116.062
Other specialty cleaning and sanitation products.....		325612-89	06/89	194.180	194.180	194.191	194.191	194.191
Secondary products and miscellaneous receipts.....		325612-SM						
Miscellaneous receipts.....		325612-M	06/83	182.118	182.118	182.118	182.118	182.118
Surface active agent manufacturing.....	325613		12/83	336.739	336.739	336.739	336.626	336.626
Primary products.....		325613-P	12/83	369.859	369.859	369.859	369.859	369.859
Surfactants, finishing agents, and assistants.....		325613-0	12/83	369.859	369.859	369.859	369.859	369.859
Surfactants (bulk surface active agents).....		325613-02	12/83	430.152	430.152	430.152	430.152	430.152
Secondary products and miscellaneous receipts.....		325613-SM						
Toilet preparation mfg.....	32562		12/03	134.469	134.576	134.576	134.562	134.562
Toilet preparation manufacturing.....	325620		03/80	244.552	244.747	244.747	244.721	244.721
Primary products.....		325620-P	03/80	245.283	245.489	245.489	245.461	245.461
Denture cleaners, mouthwashes, gargles, and rinses.....		325620-A	12/03	151.019	151.019	151.019	151.019	—
Creams, lotions, and oils, excluding shaving, hair, and deodorant.....		325620-D	03/80	237.220	237.220	237.220	237.220	237.220
Other cosmetics and toilet preparations.....		325620-G	06/99	127.170	127.113	127.113	127.113	127.113
Shaving preparations.....		325620-1	03/80	248.095	248.095	248.095	247.203	247.203
Perfumes, toilet waters, and colognes.....		325620-4	03/80	246.206	249.468	249.468	249.468	249.468
Hair preparations (including shampoos).....		325620-7	03/80	276.279	276.273	276.273	276.273	276.273
Hair preparations incl professional, consumer, and cream/gel shampoos.....		325620-71	06/07	153.800	153.800	153.800	153.800	153.800
Hair tonics and hair dressings incl professional and consumer use.....		325620-72	06/07	132.836	132.822	132.822	132.822	132.822
Secondary products and miscellaneous receipts.....		325620-SM						
Other chemical product & preparation mfg.....	3259		12/03	177.377	177.948	175.796	176.657	176.412
Printing ink mfg.....	32591		12/03	192.496	192.320	192.397	192.438	191.407
Printing ink manufacturing.....	325910		06/84	258.053	257.815	257.920	257.974	256.592
Primary products.....		325910-P	06/84	262.528	262.281	262.390	262.437	261.032
Flexographic printing inks.....		325910-A	06/84	292.262	292.262	292.262	292.208	292.208
Nonimpact/digital inks.....		325910-E	06/05	227.202	226.120	226.481	227.202	222.485
All other printing inks.....		325910-H	06/84	239.979	240.655	240.650	239.184	239.184
Lithographic and offset inks.....		325910-6	06/84	253.065	253.065	253.065	253.065	253.123
News and nonheat web offset printing inks.....		325910-61	12/89	354.573	354.573	354.573	354.573	354.581
Publication and commercial web inks.....		325910-62	12/97	167.919	167.919	167.919	167.919	167.919
Sheet-fed general inks.....		325910-63	12/97	161.472	161.472	161.472	161.472	161.698
Sheet-fed packaging inks.....		325910-64	06/05	149.890	149.890	149.890	149.890	149.890
Gravure printing inks.....		325910-7	06/84	173.127	173.127	173.127	173.127	173.127
Secondary products and miscellaneous receipts.....		325910-SM						
Miscellaneous receipts.....		325910-M	06/84	189.805	189.805	189.805	189.805	190.061
Explosives mfg.....	32592		12/06	161.187	161.156	161.178	162.116	162.119
Explosives manufacturing.....	325920		12/80	409.382	409.304	409.359	411.741	411.749
Primary products.....		325920-P	12/80	368.904	368.955	368.947	370.722	371.106
Explosives and blasting accessories.....		325920-0	12/80	371.299	371.351	371.342	373.129	373.515
Secondary products and miscellaneous receipts.....		325920-SM						
All other chemical product & preparation mfg.....	32599		12/03	174.878	175.564	173.045	173.974	173.794
Custom compounding of purchased resins.....	325991		06/93	206.842	206.838	205.917	204.756	205.344
Primary products.....		325991-P	06/93	216.010	216.006	214.991	213.430	214.078
Custom compounding of purchased resins and color concentrates.....		325991-0	06/93	214.929	214.925	213.915	212.362	213.007
Secondary products and miscellaneous receipts.....		325991-SM						

See footnotes at end of table.

Table 11. Producer price indexes for net output of selected industries and their products, not seasonally adjusted — Continued
 [August 2024]

Title ¹	Industry code	Product code	Index base	Unadjusted index ²				
				Apr. 2024	May 2024 ^P	June 2024 ^P	July 2024 ^P	Aug. 2024 ^P
Photographic Film, Paper, Plate, Chemical, and Copy Toner Manufacturing.....	325992		12/03	163.998	167.665	154.793	161.511	160.139
Primary products.....		325992-P	12/03	177.761	181.849	166.762	173.779	172.098
Photographic sensitized film, plates, paper, & cloth.....		325992-T	06/07	198.086	204.321	181.319	192.018	189.455
Photographic sensitized film, plates, paper, & cloth, silver-halide-type (excl X-ray).....		325992-T1	01/00	189.587	196.851	170.618	182.763	179.854
Photographic sensitized film, plates, paper & cloth, other than silver-halide-type (incl X-ray).....		325992-T3	12/03	177.440	176.396	177.009	177.009	177.009
Prepared photographic chemicals.....		325992-5	12/83	78.618	78.618	78.618	78.618	78.618
Secondary products and miscellaneous receipts.....		325992-SM						
Other miscellaneous chemical product manufacturing.....	325998		06/85	259.769	259.957	259.667	259.870	259.617
Primary products.....		325998-P	06/85	253.766	253.944	253.639	253.868	253.598
Water treating compounds.....		325998-A	06/85	218.959	221.112	221.111	219.607	219.623
All other chemical preparations, including essential oils, matches, and gelatin.....		325998-J	06/85	272.736	271.457	271.423	271.683	271.217
Secondary products and miscellaneous receipts.....		325998-SM						
Miscellaneous receipts.....		325998-M	12/03	165.597	165.597	165.597	165.597	165.597
Secondary products.....		325998-S	06/85	348.319	349.616	349.292	348.644	348.618
Plastics and rubber products mfg.....	326		12/84	252.057	251.809	251.915	251.754	252.653
Plastics product mfg.....	3261		06/93	223.881	223.694	223.834	223.697	224.606
Unsupported plastics film, sheet, and bag mfg.....	32611		12/03	198.355	198.862	198.840	198.434	200.721
Plastics bag and pouch manufacturing.....	326111		12/03	212.868	212.832	213.002	212.858	214.097
Primary products.....		326111-P	12/03	215.511	215.402	215.582	215.437	216.643
Single-web film specialty bags, pouches, and liners.....		326111-1	12/83	329.409	329.454	329.824	329.682	331.545
Polyethylene grocery and variety bags and pouches.....		326111-11	06/07	163.873	164.200	164.200	164.200	168.625
Polyethylene refuse bags.....		326111-12	06/07	145.720	147.097	147.027	146.967	147.159
Other polyethylene bags, pouches, and liners.....		326111-15	06/07	185.639	184.509	185.207	185.006	185.619
Coextruded single-web film specialty bags, pouches, & liners.....		326111-16	06/13	137.669	137.669	137.669	137.669	137.669
Multiweb film/film combination specialty bags, pouches, and liners.....		326111-3	12/03	206.040	198.807	195.733	192.797	193.305
Secondary products and miscellaneous receipts.....		326111-SM						
Secondary products.....		326111-S	12/03	240.493	242.409	242.417	242.034	245.151
Plastics packaging film and sheet mfg.....	326112		12/03	177.572	178.000	178.172	177.220	179.992
Primary products.....		326112-P	12/03	180.234	180.540	180.721	179.799	182.490
Single-web film, rolls, and sheets, including coextruded, for flexible packaging uses.....		326112-1	12/87	281.135	281.323	281.502	279.373	284.208
Single-web film, rolls, and sheets for flexible packaging uses.....		326112-11	06/07	183.544	183.829	183.829	182.347	185.356
Coextruded single-web film, for flexible packaging uses.....		326112-12	06/07	161.911	161.409	161.951	161.072	164.413
Film/film multiweb laminated rolls and sheets, excluding foil, for flexible packaging uses.....		326112-3	12/87	184.761	186.029	186.552	187.869	188.540
Secondary products and miscellaneous receipts.....		326112-SM						
Secondary products.....		326112-S	12/03	170.198	172.597	172.670	171.023	175.526
Nonpackaging plastics film and sheet mfg.....	326113		06/93	229.831	230.884	230.493	230.481	233.223
Primary products.....		326113-P	12/82	285.179	286.444	286.392	286.330	289.869
Unlaminated plastics film and sheet, excluding packaging.....		326113-0	12/82	285.179	286.444	286.392	286.330	289.869
Unlaminated polyethylene film and sheet.....		326113-01	06/93	276.562	279.464	278.853	278.996	283.885
Unlaminated vinyl and vinyl copolymer film and sheet.....		326113-03	06/93	247.607	247.607	247.607	247.607	-
Miscellaneous unlaminated plastics film and sheet.....		326113-04	06/93	217.182	218.237	218.700	219.861	218.790
Secondary products and miscellaneous receipts.....		326113-SM						
Secondary products.....		326113-S	06/93	164.114	165.505	158.973	159.588	159.643
Plastics pipe/fitting/unsupported shapes mfg.....	32612		12/03	272.624	271.026	270.040	270.558	269.781
Unlaminated plastics profile shape mfg.....	326121		06/93	173.856	174.329	174.423	175.213	174.127
Primary products.....		326121-P	12/82	225.010	225.709	225.709	227.020	225.387
Unlaminated plastics profile shapes.....		326121-0	12/82	225.010	225.709	225.709	227.020	225.387
Secondary products and miscellaneous receipts.....		326121-SM						
Plastics pipe and pipe fitting manufacturing.....	326122		06/93	466.867	462.214	459.596	459.894	459.321
Primary products.....		326122-P	12/82	451.342	446.774	444.222	444.532	444.001
Plastics pipe.....		326122-1	12/82	438.483	433.617	430.745	431.912	430.760
Plastics drain, waste, and vent pipe.....		326122-11	06/87	230.037	225.252	222.109	222.569	224.699
Plastics water pipe.....		326122-13	06/87	402.983	397.290	392.469	395.516	390.812
Plastics sewer, stormdrain, and water main pipe.....		326122-18	12/17	200.458	199.885	200.809	197.770	197.135
Other plastics pipe.....		326122-1B	07/87	483.397	483.397	483.397	483.397	483.397
Plastics pipe fittings and unions.....		326122-3	12/03	437.622	435.197	434.554	430.819	433.267
Secondary products and miscellaneous receipts.....		326122-SM						
Miscellaneous receipts.....		326122-M	12/99	226.602	230.678	230.522	221.010	216.608
Secondary products.....		326122-S1	12/17	152.657	152.875	152.622	153.369	152.919
Laminated plastics plate, sheet, and shape mfg.....	32613		12/03	175.384	175.384	175.384	175.384	175.858
Laminated plastics plate, sheet (except packaging), and shape manufacturing.....	326130		06/93	218.152	218.152	218.152	218.152	218.741
Primary products.....		326130-P	12/82	285.224	285.224	285.224	285.224	285.224

See footnotes at end of table.

Table 11. Producer price indexes for net output of selected industries and their products, not seasonally adjusted — Continued
 [August 2024]

Title ¹	Industry code	Product code	Index base	Unadjusted index ²				
				Apr. 2024	May 2024 ^P	June 2024 ^P	July 2024 ^P	Aug. 2024 ^P
Laminated plastics plate, sheet (except packaging), and shape manufacturing - Continued								
Laminated plastics plates, sheet (except packaging), and shapes.....		326130-0	12/82	285.224	285.224	285.224	285.224	285.224
Secondary products and miscellaneous receipts.....		326130-SM						
Secondary products.....		326130-S	06/93	198.791	198.791	198.791	-	-
Polystyrene foam product mfg.....	32614		12/03	321.666	318.435	319.822	319.311	319.813
Polystyrene foam product manufacturing.....	326140		12/03	321.847	318.619	320.005	319.495	319.997
Primary products.....		326140-P	12/03	305.389	301.303	303.048	302.405	302.784
Packaging, polystyrene foam products.....		326140-2	12/03	362.949	362.158	365.734	363.256	364.387
Polystyrene foam food containers.....		326140-21	06/06	317.807	315.705	320.304	317.007	318.511
Polystyrene foam protective shipping pads, shaped cushioning, etc.....		326140-22	06/06	299.538	301.435	301.721	301.721	301.721
Building and construction polystyrene foam products.....		326140-3	12/03	225.938	223.826	225.675	225.675	225.373
Consumer and institutional polystyrene foam products.....		326140-5	12/82	399.185	386.753	387.466	387.887	388.286
All other polystyrene foam products incl. transportation application uses.....		326140-9	06/06	195.412	195.412	195.412	195.412	195.412
Secondary products and miscellaneous receipts.....		326140-SM						
Foam product (ex polystyrene) mfg.....	32615		12/03	192.365	192.430	192.473	192.478	192.496
Urethane and other foam product mfg.....	326150		12/03	192.343	192.408	192.450	192.455	192.473
Primary products.....		326150-P	12/03	186.687	186.752	186.752	186.752	186.752
Packaging polyurethane foam products.....		326150-2	12/03	295.101	295.101	295.101	295.101	295.101
Furniture and furnishings polyurethane foam products.....		326150-4	12/82	280.359	280.359	280.359	280.359	280.359
Polyurethane foam formed and slab stock for pillows, seating, and cushioning...		326150-41	12/05	155.801	155.801	155.801	155.801	155.801
Consumer and institutional polyurethane foam products.....		326150-5	12/03	238.757	238.757	238.757	238.757	238.757
All other miscellaneous polyurethane foam products.....		326150-6	12/03	121.896	123.009	123.009	123.009	123.009
Products made of foam other than polystyrene or polyurethane.....		326150-9	12/99	164.967	164.967	164.967	164.967	164.967
Secondary products and miscellaneous receipts.....		326150-SM						
Secondary products.....		326150-S	12/03	262.722	262.763	264.386	264.570	265.266
Plastics bottle mfg.....	32616		12/03	148.634	148.646	148.840	148.176	148.231
Plastics bottle manufacturing.....	326160		06/93	167.528	167.542	167.760	167.012	167.074
Primary products.....		326160-P	12/82	186.724	186.727	186.963	186.102	186.179
Plastics bottles.....		326160-0	06/87	177.928	177.931	178.156	177.335	177.409
Secondary products and miscellaneous receipts.....		326160-SM						
Other plastics product mfg.....	32619		12/03	184.059	184.132	184.350	184.317	185.116
Plastics plumbing fixture manufacturing.....	326191		06/93	205.990	208.088	208.091	208.095	208.095
Primary products.....		326191-P	06/93	207.728	209.737	209.737	209.737	209.737
Plastics plumbing fixtures.....		326191-0	06/93	207.728	209.737	209.737	209.737	209.737
Secondary products and miscellaneous receipts.....		326191-SM						
Miscellaneous receipts.....		326191-M	12/04	103.333	103.333	103.333	103.333	103.333
All other plastics product manufacturing.....	326199		06/93	203.442	203.430	203.682	203.644	204.569
Primary products.....		326199-P	06/87	239.927	239.872	240.153	240.052	241.002
All other reinforced and fiberglass plastics products.....		326199-A	06/93	276.268	278.731	280.832	284.159	285.666
Consumer/institutional/commercial fabricated plastics products (excl. foam and wire coated).....		326199-C	06/93	216.781	216.657	217.507	218.116	218.717
Transportation fabricated plastics products (excluding foam and reinforced plastics).....		326199-1	06/93	137.500	137.633	137.621	136.667	138.450
Electrical and electronic fabricated plastics (excluding foam and reinforced plastics).....		326199-2	12/82	149.076	147.853	147.877	148.727	150.979
Industrial machinery plastics products, excluding foam (incl. gears, bearings, etc.).....		326199-3	06/93	204.065	204.065	204.065	204.065	206.475
Plastics packaging (excluding film, sheet, foam, and bottles).....		326199-4	06/93	204.505	203.585	203.262	202.389	200.642
Building & construction fabricated plastics products (excl foam, plumbing fixtures, hardware).....		326199-8	12/03	187.326	187.431	187.431	187.605	188.695
Secondary products and miscellaneous receipts.....		326199-SM						
Miscellaneous receipts.....		326199-M	12/99	184.090	184.090	184.090	184.090	185.838
Secondary products.....		326199-S	06/93	186.136	186.688	187.394	188.103	189.888
Rubber product mfg.....	3262		12/03	194.732	194.415	194.313	194.165	194.428
Tire mfg.....	32621		06/81	217.709	216.589	215.929	216.355	216.353
Tire manufacturing, except retreading.....	326211		06/81	217.720	216.600	215.940	216.366	216.364
Primary products.....		326211-P	06/81	201.444	200.388	199.769	200.170	200.168
Tread rubber, tire sundries, and repair materials.....		326211-H	06/81	299.011	298.187	298.236	298.236	298.160
Pneumatic tires (including passenger, truck, bus, tractor, industrial, and other tires).....		326211-0	12/11	121.400	120.728	120.327	120.586	120.586
Passenger car pneumatic tires (casings).....		326211-01	06/81	184.792	184.226	183.580	184.023	184.023
Truck and bus (including off-the-highway) pneumatic tires.....		326211-03	06/81	188.492	185.708	184.997	185.378	185.378
Secondary products and miscellaneous receipts.....		326211-SM						
Rubber and plastics hose and belting.....	32622		12/03	206.544	206.544	206.590	206.590	206.703
Rubber and plastics hose and belting mfg.....	326220		12/81	330.239	330.239	330.312	330.312	330.492

See footnotes at end of table.

Table 11. Producer price indexes for net output of selected industries and their products, not seasonally adjusted — Continued
 [August 2024]

Title ¹	Industry code	Product code	Index base	Unadjusted index ²				
				Apr. 2024	May 2024 ^P	June 2024 ^P	July 2024 ^P	Aug. 2024 ^P
Rubber and plastics hose and belting mfg. - Continued								
Primary products.....		326220-P	12/81	331.932	331.932	332.008	332.008	332.195
Rubber and plastics belt and belting mfg.		326220-D	12/11	147.369	147.369	147.432	147.432	147.432
Rubber and plastics transmission belts and belting (excluding flat).....		326220-D2	12/81	236.919	236.919	236.919	236.919	236.919
Rubber and plastic hose mfg.		326220-H	12/11	131.905	131.905	131.905	131.905	132.065
Rubber and plastics hose for on- and off-highway motor vehicles.....		326220-H3	12/04	157.389	157.389	157.389	157.389	157.932
Industrial rubber and plastics hose without fittings.....		326220-H4	12/04	161.522	161.522	161.522	161.522	161.522
Rubber and plastics water hose (incl. fire, irrigation, etc.).....		326220-H5	12/04	230.020	230.020	230.020	230.020	230.020
Secondary products and miscellaneous receipts.....		326220-SM						
Other rubber product mfg.	32629		12/88	218.521	219.024	219.537	218.583	219.301
Rubber product mfg. for mechanical use.....	326291		12/88	175.596	175.901	175.976	175.983	175.991
Primary products.....		326291-P	12/88	166.164	166.472	166.548	166.542	166.542
Other extruded rubber mechanical goods (excl. auto)(excl. tubing).....		326291-C	12/03	150.303	159.150	159.150	159.150	159.150
Molded rubber mechanical goods, automotive.....		326291-1	06/83	120.924	120.924	120.924	120.924	120.924
Molded rubber mechanical goods, transportation (excluding automotive)/off-highway machinery.....		326291-2	12/03	154.669	154.669	154.397	154.366	154.366
Other molded rubber mechanical goods (excluding tubing).....		326291-9	12/03	198.395	198.395	198.805	198.805	198.805
Secondary products and miscellaneous receipts.....		326291-SM						
Secondary products.....		326291-S	06/83	290.793	290.793	290.797	291.244	291.512
All other rubber product manufacturing.....	326299		06/83	283.960	284.726	285.772	283.664	285.236
Primary products.....		326299-P	06/83	286.395	287.229	288.372	286.069	287.787
All other miscellaneous rubber goods.....		326299-B	06/83	246.653	246.653	246.653	246.653	246.653
Rubber compounds or mixtures for sale or interplant transfer.....		326299-6	06/83	310.156	310.156	314.188	315.243	315.243
All other industrial rubber products.....		326299-7	06/83	326.947	330.109	330.378	320.591	327.097
Secondary products and miscellaneous receipts.....		326299-SM						
Secondary products.....		326299-S	06/83	248.616	248.653	-	-	-
Nonmetallic mineral product manufacturing.....	327		12/84	297.399	298.234	298.016	298.945	298.988
Clay product and refractory manufacturing.....	3271		12/03	179.596	179.756	180.196	180.078	180.174
Pottery, ceramics, and plumbing fixture mfg.	32711		12/84	276.289	276.347	276.611	276.473	276.512
Pottery, ceramics, and plumbing fixture mfg.....	327110		12/11	151.842	151.874	152.019	151.944	151.965
Primary products.....		327110-P	12/11	146.700	146.685	146.801	146.710	146.731
Vitreous china, porcelain, and earthenware (semivitreous) table and kitchenware..		327110-5	12/06	140.697	140.697	140.697	141.349	141.349
All other pottery products (including china decorated for the trade).....		327110-6	12/06	168.745	168.745	168.745	168.745	168.745
Porcelain, steatite, and other ceramic electrical products.....		327110-7	12/85	327.082	327.006	327.570	327.024	327.125
Secondary products and miscellaneous receipts.....		327110-SM						
Clay building material and refractories mfg.....	32712		12/03	180.560	180.767	181.312	181.182	181.306
Clay building material and refractories mfg.....	327120		12/11	142.393	142.555	142.985	142.883	142.981
Primary products.....		327120-P	12/11	142.617	142.784	143.224	143.099	143.199
Brick and structural clay tile.....		327120-1	12/84	263.995	264.813	265.559	265.740	265.760
Building or common brick.....		327120-11	12/84	261.151	261.970	262.718	262.899	262.899
Glazed brick and other brick (paving, floor, and sewer).....		327120-12	12/04	208.168	208.168	208.168	208.168	209.438
Clay floor and wall tile, glazed and unglazed (including quarry tile and ceramic mosaic tile).....		327120-2	06/85	116.142	116.582	116.148	115.842	116.557
Nonclay refractories (excluding dead-burned magnesia).....		327120-6	12/04	206.689	206.257	207.021	206.292	205.519
Clay refractories.....		327120-7	12/04	221.198	221.198	222.657	222.657	222.657
All other structural clay products, excluding clay refractories.....		327120-9	12/85	317.853	317.853	317.853	317.853	317.853
Secondary products and miscellaneous receipts.....		327120-SM						
Miscellaneous receipts.....		327120-M	12/11	149.187	149.187	149.187	151.367	151.367
Glass and glass product manufacturing.....	3272		12/03	168.759	169.476	168.894	170.755	170.994
Glass and glass product manufacturing.....	32721		12/03	168.759	169.476	168.894	170.755	170.994
Flat glass manufacturing.....	327211		12/80	149.006	149.749	148.909	151.086	152.355
Primary products.....		327211-P	12/80	142.825	143.543	142.731	144.838	146.065
Flat glass (float, sheet, and plate process), made by flat glass producers.....		327211-1	12/80	145.058	146.194	144.908	146.506	148.451
Other glass products, made by flat glass producers.....		327211-4	12/06	173.167	173.167	173.167	176.875	176.875
Secondary products and miscellaneous receipts.....		327211-SM						
Other pressed and blown glass and glassware.....	327212		06/83	202.651	203.233	202.638	203.211	202.477
Primary products.....		327212-P	06/83	200.848	201.439	200.835	201.417	200.661
Glass fiber and machine-made pressed and blown glass and glassware, made by glass producers.....		327212-B	06/12	151.995	152.452	151.984	152.438	151.852
Handmade pressed and blown glass and glassware, made by glass producers....		327212-9	12/04	145.857	145.857	145.857	145.727	145.727
Secondary and miscellaneous receipts.....		327212-SM						
Glass container manufacturing.....	327213		06/82	281.131	281.678	281.955	292.850	292.285
Primary products.....		327213-P	06/82	282.261	282.810	283.088	294.040	293.472
Glass containers (including value of packaging).....		327213-0	12/03	203.031	203.426	203.625	211.504	211.095
Secondary products and miscellaneous receipts.....		327213-SM1						

See footnotes at end of table.

Table 11. Producer price indexes for net output of selected industries and their products, not seasonally adjusted — Continued
 [August 2024]

Title ¹	Industry code	Product code	Index base	Unadjusted index ²				
				Apr. 2024	May 2024 ^P	June 2024 ^P	July 2024 ^P	Aug. 2024 ^P
Glass product mfg. made of purchased glass.....	327215		06/83	213.650	214.788	213.796	214.002	214.397
Primary products.....		327215-P	06/83	207.335	208.447	207.479	207.683	208.069
Pressed and blown glassware, made from purchased glass.....		327215-E	12/22	107.208	107.278	106.587	106.485	107.155
Other glass products, made from purchased glass.....		327215-F	06/83	201.477	201.740	200.629	200.629	200.629
Mirrors (decorated and undecorated), made from purchased glass.....		327215-9	06/83	204.728	209.127	208.953	210.057	211.133
Secondary products and miscellaneous receipts.....		327215-SM						
Secondary products.....		327215-S	06/83	257.286	257.297	257.343	257.398	257.393
Cement and concrete product manufacturing.....	3273		12/03	246.811	246.860	246.351	246.938	246.927
Cement manufacturing.....	32731		06/82	349.903	351.067	350.488	351.009	350.878
Cement manufacturing.....	327310		06/82	349.911	351.074	350.496	351.017	350.886
Primary products.....		327310-P	06/82	345.280	346.435	345.860	346.373	346.251
Cement, hydraulic (including cost of shipping containers).....		327310-0	06/89	341.334	342.476	341.908	342.415	342.294
Secondary products and miscellaneous receipts.....		327310-SM						
Ready-mix concrete manufacturing.....	32732		12/03	251.872	252.304	250.954	252.006	251.597
Ready-mix concrete manufacturing.....	327320		06/81	390.521	391.192	389.098	390.729	390.095
Primary products.....		327320-P	06/81	386.637	387.313	385.160	386.821	386.175
Northeast region ready-mix concrete.....		327320-A	12/12	173.356	173.356	166.632	169.671	169.671
Midwest region ready-mix concrete.....		327320-B	12/12	181.587	181.788	179.179	178.003	176.784
South region ready-mix concrete.....		327320-C	12/12	173.336	172.739	174.048	175.354	175.312
West region ready-mix concrete.....		327320-D	12/12	177.970	180.063	179.061	179.697	179.697
Secondary products and miscellaneous receipts.....		327320-SM						
Miscellaneous receipts.....		327320-M	06/81	410.378	410.378	411.286	411.286	411.286
Secondary products.....		327320-S	06/81	425.187	425.525	426.337	426.337	426.337
Concrete pipe, brick, and block manufacturing.....	32733		12/03	225.959	226.086	227.497	227.538	227.758
Concrete block and brick manufacturing.....	327331		06/81	371.737	371.762	374.704	374.818	375.301
Primary products.....		327331-P	06/81	385.102	385.122	388.262	388.393	388.899
Concrete block and brick.....		327331-0	12/06	182.618	182.627	184.116	184.178	184.418
Structural concrete block, lightweight units (weighing less than 105 lb/cubic ft.) (dry weight).....		327331-01	06/81	348.212	348.212	349.464	349.464	353.541
Structural concrete block, mediumweight units (weighing 105 - 124 lb/cubic ft.) (dry weight).....		327331-02	06/81	462.676	463.126	464.908	464.908	464.908
Structural concrete block, normalweight units (weighing 125 lb or more/cubic ft.) (dry weight).....		327331-03	06/81	436.440	436.440	454.764	454.764	454.764
Decorative concrete block (including screen, split, slump, shadowal block, etc.).....		327331-04	06/81	339.427	339.427	343.221	343.763	343.763
Concrete pavers (including grid, interlocking, etc.).....		327331-05	06/81	378.561	378.561	378.561	378.561	378.561
Concrete brick.....		327331-06	06/81	358.426	358.426	358.426	358.426	358.426
Secondary products and miscellaneous receipts.....		327331-SM						
Miscellaneous receipts.....		327331-M	06/81	314.238	314.238	314.238	314.238	314.238
Secondary products.....		327331-S	06/81	327.056	327.299	327.660	327.361	327.747
Concrete pipe manufacturing.....	327332		12/03	236.311	236.763	237.166	237.130	237.150
Primary products.....		327332-P	12/03	235.914	236.366	236.761	236.761	236.761
Concrete pipe.....		327332-0	12/03	235.914	236.366	236.761	236.761	236.761
Concrete storm sewer pipe.....		327332-02	12/99	309.966	310.659	311.264	311.264	311.264
Concrete pipe, except concrete culvert and storm sewer pipe.....		327332-03	06/94	272.267	272.267	272.267	272.267	272.267
Secondary products and miscellaneous receipts.....		327332-SM1						
Other concrete product manufacturing.....	32739		12/03	251.834	250.755	251.082	250.969	251.753
Other concrete product manufacturing.....	327390		12/03	251.882	250.804	251.133	251.017	251.801
Primary products.....		327390-P	12/03	247.464	246.345	246.572	246.601	247.367
Precast concrete products.....		327390-1	12/79	446.730	445.380	446.220	446.021	447.512
Precast concrete slabs and tile, roof and floor units.....		327390-11	07/85	395.069	393.710	394.578	408.179	417.203
Precast concrete architectural wall panels.....		327390-12	11/84	371.124	359.898	359.898	360.025	360.025
Burial vaults and boxes, precast concrete.....		327390-13	12/79	493.553	493.553	493.553	493.553	493.553
Precast concrete products (excl burial vaults and boxes, slabs and tile, and arch. wall panels).....		327390-14	12/79	420.889	421.621	422.606	420.883	421.837
Prestressed concrete products.....		327390-4	12/79	436.307	430.959	429.182	430.509	431.309
Prestressed concrete products (excl bridge beams and solid and hollow cored slabs and panels).....		327390-43	06/94	239.269	236.639	236.639	236.639	236.639
Prestressed concrete bridge beams.....		327390-46	01/17	209.339	209.042	207.328	209.093	210.158
Prestressed concrete solid and hollow cored slabs and panels.....		327390-47	01/17	165.031	157.897	156.652	156.652	156.652
Secondary products and miscellaneous receipts.....		327390-SM						
Secondary products.....		327390-S	12/79	644.333	644.333	651.066	651.066	651.066
Lime and gypsum product manufacturing.....	3274		12/03	264.729	267.835	267.866	268.378	268.553
Lime manufacturing.....	32741		12/03	362.607	362.597	362.719	364.271	364.960
Lime manufacturing.....	327410		12/85	466.217	466.203	466.360	468.356	469.242
Primary products.....		327410-P	12/85	485.568	485.258	485.486	487.611	488.517

See footnotes at end of table.

Table 11. Producer price indexes for net output of selected industries and their products, not seasonally adjusted — Continued
[August 2024]

Title ¹	Industry code	Product code	Index base	Unadjusted index ²				
				Apr. 2024	May 2024 ^P	June 2024 ^P	July 2024 ^P	Aug. 2024 ^P
Lime manufacturing - Continued								
Lime.....		327410-0	12/04	353.616	353.390	353.557	355.104	355.764
Secondary products and miscellaneous receipts.....		327410-SM1						
Gypsum product manufacturing.....	32742		12/03	241.547	245.870	245.870	246.036	246.036
Gypsum product manufacturing.....	327420		06/81	394.651	401.715	401.715	401.986	401.986
Primary products.....		327420-P	06/81	423.754	431.350	431.350	431.641	431.641
Gypsum building materials.....		327420-1	12/93	356.475	362.265	362.265	362.558	362.558
Other gypsum products.....		327420-5	01/00	243.423	249.939	249.939	249.939	249.939
Secondary products and miscellaneous receipts.....		327420-SM						
Other nonmetallic mineral products.....	3279		12/84	269.165	270.527	271.543	271.205	270.918
Abrasive product manufacturing.....	32791		12/03	180.608	180.578	180.620	180.134	180.159
Abrasive product manufacturing.....	327910		12/80	301.465	301.414	301.484	300.673	300.715
Primary products.....		327910-P	12/80	318.196	318.142	318.217	317.348	317.394
Nonmetallic sized grains, powders, and flour abrasives (incl. graded only).....		327910-1	06/87	256.722	256.722	256.722	256.722	256.722
Nonmetallic abrasive products (including diamond abrasives).....		327910-4	12/80	317.031	316.785	317.124	317.095	316.950
Nonmetallic coated abrasive products and buffing wheels, polishing wheels, and laps.....		327910-7	12/80	380.105	380.105	380.105	380.105	380.310
Secondary products and miscellaneous receipts.....		327910-SM						
Miscellaneous receipts.....		327910-M	12/80	375.472	375.472	375.472	375.472	375.472
All other nonmetallic mineral product mfg.....	32799		12/03	207.941	209.226	210.176	209.982	209.703
Cut stone and stone product manufacturing.....	327991		12/84	250.284	250.284	250.284	250.284	250.284
Primary products.....		327991-P	12/84	244.113	244.113	244.113	244.113	244.113
Dressed dimension granite (including gneiss, syenite, diorite, and cut granite).....		327991-1	12/84	238.501	238.501	238.501	238.501	238.501
Dressed dimension limestone (including dolomite, travertine, calcareous, tufa, & cut limestone).....		327991-4	12/84	215.170	215.170	215.170	215.170	-
Dressed dimension marble and other stone.....		327991-7	12/84	245.062	245.062	245.062	245.062	245.062
Secondary products and miscellaneous receipts.....		327991-SM						
Secondary products.....		327991-S	12/84	222.289	222.289	222.289	222.289	222.289
Ground or treated mineral and earths manufacturing.....	327992		06/85	319.209	320.484	318.829	316.889	314.634
Primary products.....		327992-P	06/85	312.901	314.173	312.522	310.587	308.338
Ground or treated minerals and earths.....		327992-0	06/85	312.901	314.173	312.522	310.587	308.338
Treated lightweight aggregate and crushed slag, minerals and earths.....		327992-04	12/14	158.924	159.859	159.009	159.503	158.168
Other minerals or earths, treated.....		327992-06	12/14	90.798	90.812	90.186	88.627	87.872
Secondary products and miscellaneous receipts.....		327992-SM						
Mineral wool manufacturing.....	327993		12/81	306.604	308.319	313.286	313.446	313.401
Primary products.....		327993-P	12/81	306.911	308.631	313.613	313.774	313.728
Mineral wool for thermal and acoustical envelope insulation.....		327993-1	12/81	311.329	313.573	322.818	322.141	321.407
Mineral wool for industrial, equipment, and appliance insulation.....		327993-4	12/81	262.163	263.039	262.333	263.466	264.241
Secondary products and miscellaneous receipts.....		327993-SM						
Miscellaneous nonmetallic mineral products manufacturing.....	327999		12/03	185.465	188.550	188.550	188.550	188.550
Primary products.....		327999-P	12/03	184.347	187.263	187.263	187.263	187.263
All other nonmetallic mineral products.....		327999-0	12/03	184.347	187.263	187.263	187.263	187.263
Other nonmetallic mineral products.....		327999-09	06/06	120.605	123.466	123.466	123.466	123.466
Secondary products and miscellaneous receipts.....		327999-SM						
Primary metal mfg.....	331		12/84	280.700	285.759	284.209	280.188	275.105
Iron & steel mills & ferroalloy mfg.....	3311		12/03	241.991	244.574	240.893	234.449	228.734
Iron & steel mills & ferroalloy mfg.....	33111		12/03	241.991	244.574	240.893	234.449	228.734
Iron and steel mills and ferroalloy mfg.....	331110		06/82	259.689	262.464	258.508	251.571	245.432
Primary products.....		331110-P	06/82	265.353	268.431	263.939	255.053	248.264
Steel ingots and semifinished products.....		331110-3	06/82	458.373	451.087	445.710	434.261	430.768
Ferroalloys and related products.....		331110-6	12/09	89.008	91.302	90.862	91.462	91.260
Hot rolled steel bars, plates, and structural shapes.....		331110-7	06/82	285.262	280.589	277.077	275.236	271.702
Hot rolled steel bars, plates, and structural shapes, carbon.....		331110-71	12/17	164.958	161.931	159.632	158.478	156.412
Secondary products and miscellaneous receipts.....		331110-SM						
Steel product mfg from purchased steel.....	3312		12/03	280.450	278.071	273.681	269.690	265.267
Iron & steel pipe and tube mfg from purchased steel.....	33121		12/03	321.101	320.729	314.774	314.137	309.774
Iron and steel pipe and tube manufacturing from purchased steel.....	331210		06/82	459.250	458.713	450.195	449.277	443.034
Primary products.....		331210-P	06/82	472.665	472.430	463.759	463.310	457.096
Iron and steel pipes and tubes, from purchased iron and steel.....		331210-0	06/82	472.665	472.430	463.759	463.310	457.096
Pipe and tube, carbon.....		331210-02	12/10	179.804	179.973	176.545	176.117	173.940
Pipe and tube, stainless.....		331210-04	12/10	120.940	120.087	116.357	117.990	115.213
Secondary products and miscellaneous receipts.....		331210-SM1						
Rolling & drawing of purchased steel.....	33122		12/03	246.732	242.750	239.642	232.956	228.499

See footnotes at end of table.

Table 11. Producer price indexes for net output of selected industries and their products, not seasonally adjusted — Continued
[August 2024]

Title ¹	Industry code	Product code	Index base	Unadjusted index ²				
				Apr. 2024	May 2024 ^P	June 2024 ^P	July 2024 ^P	Aug. 2024 ^P
Rolled steel shape mfg.	331221		06/82	296.620	287.772	280.940	267.955	260.691
Primary products.		331221-P	06/82	270.935	262.359	255.968	242.886	234.857
Cold rolled steel sheet and strip, made from purchased steel.		331221-1	06/82	293.778	280.938	271.104	251.058	238.884
Cold finished steel bars and bar shapes, made from purchased steel.		331221-3	06/82	260.096	257.650	256.254	253.264	251.218
Secondary products and miscellaneous receipts.		331221-SM						
Steel wire drawing.	331222		06/82	299.219	298.505	297.861	294.744	291.259
Primary products.		331222-P	06/82	305.320	303.734	303.053	299.755	296.075
Steel wire, including galvanized and other coated wire.		331222-5	06/82	279.305	277.876	277.004	273.913	269.623
Carbon steel wire.		331222-5A	06/82	283.987	281.917	281.164	277.799	271.538
Secondary products and miscellaneous receipts.		331222-SM						
Miscellaneous receipts.		331222-M	03/98	121.523	122.321	122.321	122.321	121.080
Alumina & aluminum production & processing.	3313		12/03	151.218	157.480	161.008	161.606	157.834
Alumina & aluminum production & processing.	33131		12/03	151.306	157.571	161.101	161.699	157.925
Secondary smelting and alloying of aluminum.	331314		12/03	170.020	176.735	179.978	179.291	177.571
Primary products.		331314-P	06/80	183.449	190.860	194.470	193.713	191.828
Aluminum ingot, including billet, made by secondary smelters.		331314-2	12/03	171.079	178.716	182.443	181.660	179.708
Aluminum and aluminum-base alloys powders, paste, and flakes.		331314-5	12/03	144.945	145.237	145.317	145.317	145.317
Secondary products and miscellaneous receipts.		331314-SM						
Aluminum sheet, plate, and foil mfg.	331315		06/81	199.138	210.871	214.156	217.058	210.688
Primary products.		331315-P	06/81	205.723	218.239	221.757	224.863	218.044
Aluminum sheet, plate, and foil.		331315-0	06/81	205.723	218.239	221.757	224.863	218.044
Secondary products and miscellaneous receipts.		331315-SM2						
Other aluminum rolling, drawing, and extruding.	331318		12/81	253.433	259.675	268.488	267.391	263.795
Primary products.		331318-P	12/81	263.065	269.730	278.208	277.193	273.646
Other extruded aluminum shapes, including rod, bar, and wire.		331318-0	12/81	279.942	287.035	296.057	294.977	291.203
Secondary products and miscellaneous receipts.		331318-SM						
Nonferrous (exc alum) production & processing.	3314		12/03	294.028	308.136	308.136	305.716	301.570
Nonferrous metal (except aluminum) smelting and refining.	33141		12/03	303.429	316.384	317.478	316.996	–
Nonferrous metal (except aluminum) smelting and refining.	331410		12/09	119.445	124.545	124.975	124.785	–
Primary products.		331410-P	12/09	123.884	129.025	129.636	129.435	–
Secondary products and miscellaneous receipts.		331410-SM1						
Copper rolling/drawing/extruding & alloying.	33142		12/03	332.925	357.369	358.522	350.474	338.733
Copper rolling, drawing, extruding, and alloying.	331420		12/11	131.454	141.102	141.558	138.382	133.748
Primary products.		331420-P	12/11	132.350	142.320	142.710	139.365	134.530
Copper wire and cable.		331420-A	12/03	298.454	330.454	324.831	313.225	296.394
Copper and copper alloy mill shapes, except wire and cable.		331420-B	12/22	105.928	110.729	113.055	111.308	109.232
Secondary products and miscellaneous receipts.		331420-SM						
Other nonferrous roll/draw/extruding/alloying.	33149		12/03	256.093	259.776	258.257	260.986	263.810
Nonferrous metal (except copper and aluminum) rolling, drawing, and extruding.	331491		12/03	227.773	228.969	229.150	230.993	233.533
Primary products.		331491-P	12/03	197.215	198.201	198.359	199.979	202.186
All other nonferrous metal mill shapes.		331491-D	06/82	347.132	347.700	351.896	357.199	353.711
Nickel and nickel-base alloy mill shapes.		331491-2	06/82	266.518	266.622	264.006	268.711	272.148
Titanium and titanium-base alloy mill shapes.		331491-3	06/82	194.788	196.709	196.709	196.679	202.763
Secondary products and miscellaneous receipts.		331491-SM						
Secondary products.		331491-S	06/82	375.150	375.239	375.264	375.453	380.170
Secondary smelting, refining, and alloying of nonferrous metal (except copper and aluminum).	331492		12/03	287.886	294.104	290.841	294.536	297.687
Primary products.		331492-P	12/03	286.745	293.150	289.811	293.019	296.118
All other miscellaneous secondary nonferrous metals, including secondary lead and zinc.		331492-B	06/11	85.786	90.229	87.929	89.172	86.108
Nonferrous metal powders, paste, and flakes (excluding aluminum and copper).		331492-1	06/85	260.721	265.040	264.649	264.551	265.728
Secondary products and miscellaneous receipts.		331492-SM						
Foundries.	3315		12/03	206.797	207.640	207.939	207.991	207.629
Ferrous metal foundries.	33151		12/84	295.921	295.725	295.482	295.669	295.614
Iron foundries.	331511		12/80	351.373	351.181	350.677	348.448	348.335
Primary products.		331511-P	12/80	337.824	337.632	337.131	335.043	334.930
Cast iron pressure and soil pipe and fittings, all sizes.		331511-B	12/03	445.024	444.942	444.839	444.763	444.704
Standard and pearlitic malleable iron castings.		331511-T	06/12	190.303	189.419	189.385	181.396	181.250
Other ductile iron castings.		331511-3	06/86	217.595	217.471	216.613	215.377	215.166
Other gray iron castings (including molds and stools for heavy steel ingots).		331511-9	12/03	214.049	214.100	214.179	213.879	213.884
Secondary products and miscellaneous receipts.		331511-SM						
Steel investment foundries.	331512		06/81	358.646	357.799	357.803	364.557	364.557
Primary products.		331512-P	06/81	341.539	340.727	340.727	347.176	347.176

See footnotes at end of table.

Table 11. Producer price indexes for net output of selected industries and their products, not seasonally adjusted — Continued
 [August 2024]

Title ¹	Industry code	Product code	Index base	Unadjusted index ²				
				Apr. 2024	May 2024 ^P	June 2024 ^P	July 2024 ^P	Aug. 2024 ^P
Steel investment foundries - Continued								
Steel investment castings.....		331512-0	06/81	341.539	340.727	340.727	347.176	347.176
Secondary products and miscellaneous receipts.....		331512-SM						
Secondary products.....		331512-S	06/81	523.302	523.302	—	—	—
Steel foundries, except investment.....	331513		06/81	286.322	286.593	286.593	286.614	286.614
Primary products.....		331513-P	12/03	216.151	216.361	216.361	216.377	216.377
Carbon steel castings, except investment.....		331513-1	06/81	310.951	311.758	311.758	311.849	311.849
Alloy steel castings, excluding investment.....		331513-4	12/17	150.082	150.142	150.142	150.142	150.142
High alloy steel castings, except investment.....		331513-41	06/81	406.920	407.174	407.174	407.174	—
Other alloy steel castings, except investment.....		331513-43	12/03	203.170	203.170	203.170	203.170	203.170
Secondary products and miscellaneous receipts.....		331513-SM						
Nonferrous metal foundries.....	33152		12/84	257.479	260.178	261.354	261.284	260.278
Nonferrous metal die-casting foundries.....	331523		12/11	120.306	121.190	121.940	121.881	121.745
Primary products.....		331523-P	12/11	121.410	122.326	123.101	123.031	122.890
Aluminum die-castings.....		331523-1	06/83	190.270	191.482	192.530	193.496	193.512
Nonferrous (except aluminum) die-castings.....		331523-3	06/91	254.075	257.121	259.586	254.028	252.542
Secondary products and miscellaneous receipts.....		331523-SM						
Aluminum foundries, except die-casting.....	331524		06/91	242.354	243.438	244.194	244.456	244.508
Primary products.....		331524-P	06/91	221.187	222.378	223.206	223.493	223.527
Aluminum castings, excluding die-castings.....		331524-0	06/91	221.187	222.378	223.206	223.493	223.527
Secondary products and miscellaneous receipts.....		331524-SM						
Secondary products.....		331524-S1	06/08	304.283	304.283	304.283	304.283	304.448
Other nonferrous metal foundries, except die-casting.....	331529		12/11	156.121	159.947	160.316	160.112	157.760
Primary products.....		331529-P	12/11	152.726	156.631	157.017	156.815	154.422
Copper foundries (excluding die-casting).....		331529-5	06/83	435.182	456.675	458.821	457.696	444.407
Secondary products and miscellaneous receipts.....		331529-SM						
Fabricated metal product mfg.....	332		12/84	282.577	283.270	283.712	283.791	285.401
Forging & stamping.....	3321		12/03	176.344	174.411	174.998	172.978	172.963
Forging & stamping.....	33211		12/03	176.373	174.440	175.026	173.006	172.991
Iron and steel forging.....	332111		12/83	198.731	192.461	198.338	191.447	190.948
Primary products.....		332111-P	12/83	194.800	188.353	194.390	187.311	186.799
Hot impression die impact, press and upset steel forgings.....		332111-1	12/83	209.668	200.421	209.317	199.404	198.736
Hot impression die impact, press and upset carbon steel forgings.....		332111-11	12/83	227.592	208.957	227.437	205.032	204.283
Hot impression die impact, press and upset alloy steel forgings.....		332111-12	12/83	182.213	180.758	180.923	182.571	181.912
Secondary products and miscellaneous receipts.....		332111-SM						
Nonferrous forging.....	332112		12/83	187.848	187.694	189.097	190.094	190.067
Primary products.....		332112-P	12/83	208.482	208.306	209.912	211.054	211.022
Hot impression die impact, press and upset nonferrous forgings.....		332112-4	12/83	222.224	222.014	223.923	225.281	225.243
Hot impression die impact, press, and upset aluminum and aluminum alloy forgings.....		332112-41	12/83	238.910	238.535	239.098	241.524	241.457
Hot impression die impact, press, and upset titanium and titanium alloy forgings.....		332112-42	12/83	172.473	172.473	174.719	174.719	174.719
Other nonferrous hot impression die impact, press, and upset forgings.....		332112-43	06/98	225.624	225.624	233.483	233.483	233.483
Secondary products and miscellaneous receipts.....		332112-SM						
Custom roll forming.....	332114		12/03	174.274	170.903	170.034	168.892	168.892
Primary products.....		332114-P	12/84	197.216	192.802	191.672	190.186	190.186
Custom roll formed products (steel, aluminum and other metal).....		332114-0	06/90	191.477	187.192	186.094	184.652	184.652
Secondary products and miscellaneous receipts.....		332114-SM						
Powder metallurgy part mfg.....	332117		12/03	135.702	135.900	135.900	135.853	—
Primary products.....		332117-P	12/03	136.307	136.505	136.505	136.458	—
Powder metallurgy parts.....		332117-0	12/91	139.896	140.100	140.100	140.052	—
Other metal stamping, except automotive.....	332119		06/84	260.234	261.036	259.136	257.752	258.100
Primary products.....		332119-P	12/03	203.191	203.834	202.141	201.716	202.303
Metal job stampings, except automotive.....		332119-3	06/84	271.374	272.843	272.183	273.013	273.071
Recreational vehicle metal job stampings.....		332119-31	06/07	202.769	204.504	204.504	208.997	209.268
Other metal job stampings.....		332119-33	06/07	181.557	182.616	182.569	182.576	182.576
Other metal stampings, n.e.c., incl. stamped and pressed metal, and crowns and closures.....		332119-9	01/24	98.903	98.903	97.262	96.342	96.998
Secondary products and miscellaneous receipts.....		332119-SM						
Miscellaneous receipts.....		332119-M	12/03	162.420	163.003	162.420	158.971	157.583
Secondary products.....		332119-S	12/03	144.506	144.506	144.722	141.770	141.840
Cutlery & handtool mfg.....	3322		12/03	165.491	166.186	166.270	166.477	166.291
Cutlery & handtool mfg.....	33221		12/03	165.475	166.169	166.253	166.460	166.275
Metal cookware, cutlery, and flatware mfg.....	332215		12/11	129.969	129.969	130.154	130.567	129.969

See footnotes at end of table.

Table 11. Producer price indexes for net output of selected industries and their products, not seasonally adjusted — Continued
[August 2024]

Title ¹	Industry code	Product code	Index base	Unadjusted index ²				
				Apr. 2024	May 2024 ^P	June 2024 ^P	July 2024 ^P	Aug. 2024 ^P
Metal cookware, cutlery, and flatware mfg - Continued								
Primary products.....		332215-P	12/11	129.229	129.229	129.438	129.885	129.278
Cutlery, scissors, shears, trimmers, and snips.....		332215-2	12/83	300.186	300.186	302.448	—	—
Secondary products and miscellaneous receipts.....		332215-SM						
Miscellaneous receipts.....		332215-M	12/11	141.996	141.996	140.713	139.139	139.139
Secondary products.....		332215-S	12/11	135.896	135.896	135.896	135.896	135.896
Saw blade, handsaw, and hand and edge tool mfg.....	332216		12/11	138.089	138.952	138.962	139.008	139.084
Primary products.....		332216-P	12/11	137.640	138.015	138.024	138.076	138.177
Edge tools, hand-operated.....		332216-4	06/96	213.705	213.705	213.705	213.705	213.705
All other miscellaneous hand tools, except handsaws.....		332216-7	12/11	134.351	134.638	134.638	134.638	134.638
Secondary products and miscellaneous receipts.....		332216-SM						
Miscellaneous receipts.....		332216-M	12/11	136.165	136.165	136.165	136.165	136.165
Secondary products.....		332216-S	12/11	137.793	147.834	147.883	147.817	147.464
Architectural & structural metals mfg.....	3323		12/03	256.668	257.316	256.512	256.406	258.908
Plate work & fabricated structural prod mfg.....	33231		12/03	272.665	271.768	269.833	269.617	274.700
Prefabricated metal buildings and components mfg.....	332311		12/81	521.327	520.202	519.940	515.468	507.261
Primary products.....		332311-P	12/81	540.151	538.876	538.571	534.245	525.668
Prefabricated metal bldg & component systems (excl. farm service bldgs, resid. bldgs, & parts).....		332311-1	12/81	587.211	586.080	586.892	586.892	577.722
Other prefabricated and portable metal buildings and parts.....		332311-3	12/81	441.438	439.856	437.151	423.516	416.177
Secondary products and miscellaneous receipts.....		332311-SM						
Fabricated structural metal mfg.....	332312		12/03	264.674	263.565	260.945	261.142	262.100
Primary products.....		332312-P	06/82	342.026	340.448	336.026	336.084	337.440
Fabricated structural metal bar joists and concrete reinforcing bars.....		332312-1	06/82	324.198	320.396	313.873	313.402	316.521
Fabricated structural iron and steel for industrial buildings metal bar joists, short span.....		332312-11	06/11	179.840	179.830	177.773	179.319	180.676
Fabricated structural iron & steel for commercial, residential, institutional, & public bldgs.....		332312-12	06/11	183.424	180.616	176.497	175.734	177.601
Other fabricated structural metal.....		332312-5	06/82	366.084	365.370	364.893	365.088	365.088
Fabricated structural metal for bridges.....		332312-6	06/82	262.830	271.023	253.577	256.871	254.230
Secondary products and miscellaneous receipts.....		332312-SM						
Plate work mfg.....	332313		12/03	226.157	226.157	226.157	226.157	257.905
Primary products.....		332313-P	12/03	222.292	222.292	222.292	222.292	259.603
Fabricated plate work (stacks and weldments).....		332313-0	03/80	337.154	337.154	337.154	337.154	393.744
Secondary products and miscellaneous receipts.....		332313-SM1						
Ornamental & architectural metal prod mfg.....	33232		12/03	243.710	245.855	246.171	246.174	246.131
Metal window and door mfg.....	332321		06/83	411.936	412.263	413.423	414.936	414.834
Primary products.....		332321-P	06/83	430.908	431.249	432.505	434.089	433.958
Metal molding and trim and store fronts.....		332321-B	06/83	1,067.304	1,067.319	1,067.319	1,067.319	1,067.319
Metal windows (except storm sash).....		332321-D	06/83	405.174	405.885	405.877	406.804	407.040
Metal doors (except storm doors).....		332321-1	06/83	419.329	419.641	421.455	423.508	423.258
Metal window and door screens (except combination screens) and metal weather strip.....		332321-9	06/83	345.239	345.239	345.239	345.239	345.239
Secondary products and miscellaneous receipts.....		332321-SM						
Secondary products.....		332321-S	06/83	342.467	342.761	342.761	343.967	344.439
Sheet metal work mfg.....	332322		12/82	303.565	303.938	304.068	303.331	303.108
Primary products.....		332322-P	12/82	300.081	300.494	300.633	299.949	299.685
Sheet metal electronic enclosures.....		332322-C	06/11	150.129	150.110	150.107	149.932	149.825
Steel sheet metal computer & peripheral equipment enclosures.....		332322-C1	06/11	136.856	136.859	136.859	136.692	136.498
Aluminum sheet metal computer & peripheral equipment enclosures.....		332322-C2	06/11	179.358	179.354	179.354	179.349	179.337
Other sheet metal electronic enclosures (excluding computers).....		332322-C3	06/11	139.815	139.770	139.763	139.554	139.526
Other sheet metal work.....		332322-G	12/03	172.767	172.701	172.762	172.679	172.592
Aluminum and other sheet metal work.....		332322-G3	06/11	128.487	128.395	128.481	128.364	128.241
Sheet metal air-conditioning ducts and stove pipe.....		332322-1	12/03	289.928	289.928	289.928	289.928	291.021
Sheet metal roofing and roof drainage equipment.....		332322-7	12/03	246.925	245.040	245.040	—	—
Secondary products and miscellaneous receipts.....		332322-SM						
Secondary products.....		332322-S	12/03	203.625	203.656	203.772	203.679	203.914
Ornamental and architectural metal work mfg.....	332323		12/83	518.149	537.078	537.623	537.718	538.305
Primary products.....		332323-P	12/83	561.826	582.751	583.309	583.528	584.123
Ornamental and architectural metal work.....		332323-8	12/97	435.163	469.562	470.053	469.956	470.342
Iron, steel, and aluminum stairs, staircases, and fire escapes.....		332323-81	12/83	652.644	717.929	718.819	718.845	719.517
Steel and aluminum fences, gates (not wire), and railings and window guards.....		332323-82	12/97	304.014	313.986	314.171	313.927	314.102
Other architectural and ornamental work.....		332323-9	12/97	311.856	312.470	312.470	312.860	312.860
Other aluminum and metal architectural and ornamental work.....		332323-91	12/88	322.217	322.217	322.217	322.880	322.880
Other iron and steel architectural and ornamental work.....		332323-92	12/97	320.711	321.782	321.782	322.046	322.046
Secondary products and miscellaneous receipts.....		332323-SM						

See footnotes at end of table.

Table 11. Producer price indexes for net output of selected industries and their products, not seasonally adjusted — Continued
 [August 2024]

Title ¹	Industry code	Product code	Index base	Unadjusted index ²				
				Apr. 2024	May 2024 ^P	June 2024 ^P	July 2024 ^P	Aug. 2024 ^P
Ornamental and architectural metal work mfg - Continued								
Secondary products.....		332323-S	12/83	242.967	242.220	243.163	240.974	242.113
Boiler, tank & shipping container mfg.....	3324		12/03	231.764	232.793	233.413	236.407	236.905
Power boiler & heat exchanger mfg.....	33241		12/03	263.251	265.660	265.663	271.908	275.880
Power boiler and heat exchanger mfg.....	332410		12/03	263.428	265.837	265.840	272.085	276.057
Primary products.....		332410-P	12/03	263.897	266.458	266.458	273.093	277.287
Fabricated heat exchangers and steam condensers (excluding nuclear applications).....		332410-1	03/80	523.006	528.468	528.468	528.958	529.791
Secondary products and miscellaneous receipts.....		332410-SM						
Secondary products.....		332410-S	03/80	519.296	519.200	519.623	-	-
Metal tank (heavy gauge) mfg.....	33242		12/03	265.721	267.028	268.463	272.129	272.129
Metal tanks, heavy gauge, mfg.....	332420		12/03	265.578	266.885	268.320	271.983	271.983
Primary products.....		332420-P	12/03	262.769	263.515	265.110	269.183	269.183
Metal tanks, heavy gauge.....		332420-0	12/03	262.769	263.515	265.110	269.183	269.183
Secondary products and miscellaneous receipts.....		332420-SM						
Light gauge metal container mfg.....	33243		12/84	215.378	215.828	216.311	217.813	217.183
Metal can mfg.....	332431		06/81	213.025	212.853	213.067	214.927	214.901
Primary products.....		332431-P	06/81	211.712	211.540	211.685	213.549	213.549
Steel cans and tinware products.....		332431-1	06/81	331.409	330.748	331.306	331.306	331.306
Aluminum cans (including lids, ends, and parts shipped separately).....		332431-3	06/81	148.041	148.041	148.041	150.243	150.243
Secondary products and miscellaneous receipts.....		332431-SM						
Other metal container mfg.....	332439		12/03	267.141	270.820	272.662	272.662	268.905
Primary products.....		332439-P	12/03	277.816	282.090	283.544	283.544	279.534
Steel shipping barrels & drums, exc. beer barrels (more than 12-gallon capacity)...		332439-3	06/83	453.119	471.600	472.690	472.690	459.412
All other metal containers.....		332439-6	12/03	217.513	217.513	219.555	219.555	218.277
Secondary products and miscellaneous receipts.....		332439-SM						
Secondary products.....		332439-S	12/03	195.288	195.288	199.370	199.370	197.233
Hardware mfg.....	3325		12/03	200.986	200.963	200.997	200.991	201.196
Hardware mfg.....	33251		12/03	200.986	200.963	200.997	200.991	201.196
Hardware mfg.....	332510		06/85	269.582	269.551	269.597	269.590	269.864
Primary products.....		332510-P	06/85	256.572	256.502	256.534	256.527	256.786
All other miscellaneous hardware.....		332510-A	06/85	427.722	427.098	427.657	427.537	427.736
Furniture hardware (excluding cabinet hardware).....		332510-2	06/85	288.378	287.710	287.710	287.710	292.547
Builders' hardware, including fabricated metal safe and vault locks, & cabinet hardware.....		332510-4	06/85	294.933	294.933	294.933	294.933	294.933
Secondary products and miscellaneous receipts.....		332510-SM						
Miscellaneous receipts.....		332510-M	07/85	391.455	394.331	395.290	395.290	396.248
Secondary products.....		332510-S	06/85	366.853	366.853	366.853	366.853	366.853
Spring & wire product mfg.....	3326		12/03	270.873	286.142	291.646	291.695	291.012
Spring & wire product mfg.....	33261		12/03	270.873	286.142	291.646	291.695	291.012
Spring mfg.....	332613		12/11	214.459	237.425	237.440	237.576	237.398
Primary products.....		332613-P	12/11	227.864	253.445	253.453	253.605	253.407
Cold formed steel springs, except wire.....		332613-3	06/81	514.498	516.143	516.196	517.245	516.299
Precision mechanical wire springs.....		332613-5	12/82	286.587	286.623	286.623	286.622	286.258
Precision mechanical extension- and torsion-type wire springs.....		332613-51	06/01	219.700	219.700	219.700	219.700	218.961
Precision mechanical compression-type wire springs.....		332613-52	06/01	204.720	204.761	204.760	204.760	204.760
Secondary products and miscellaneous receipts.....		332613-SM						
Secondary products.....		332613-S	12/11	113.173	113.172	113.696	113.696	113.636
Other fabricated wire product mfg.....	332618		12/82	336.413	336.487	350.330	350.230	348.817
Primary products.....		332618-P	12/82	325.029	324.949	339.545	339.377	338.184
Other ferrous wire products, excluding springs, made from purchased wire.....		332618-B	12/82	367.718	367.718	367.718	367.718	367.718
Other fabricated wire products, made from purchased wire.....		332618-2	06/85	177.351	177.351	193.785	193.785	191.902
Ferrous wire cloth and other ferrous woven wire products, made from purchased wire.....		332618-3	12/82	194.507	194.507	194.507	194.507	194.507
Steel fencing and fence gates, made from purchased wire.....		332618-7	12/82	453.394	452.451	452.922	449.445	456.400
Secondary products and miscellaneous receipts.....		332618-SM						
Secondary products.....		332618-S	12/82	706.929	707.421	710.532	710.005	710.235
Mach shops, turn prod, screw, nut, bolt mfg.....	3327		12/03	174.109	174.001	175.067	175.513	176.485
Machine shops.....	33271		12/03	151.949	152.115	152.115	152.115	153.292
Machine shops.....	332710		06/84	202.129	202.351	202.351	202.351	203.916
Primary products.....		332710-P	06/84	200.695	200.937	200.937	200.937	202.645
Machine shop job work and job order repairs.....		332710-0	06/84	199.294	199.534	199.534	199.534	201.230
Secondary products and miscellaneous receipts.....		332710-SM						

See footnotes at end of table.

Table 11. Producer price indexes for net output of selected industries and their products, not seasonally adjusted — Continued
 [August 2024]

Title ¹	Industry code	Product code	Index base	Unadjusted index ²				
				Apr. 2024	May 2024 ^P	June 2024 ^P	July 2024 ^P	Aug. 2024 ^P
Turned product & screw, nut & bolt mfg.	33272		12/84	259.738	259.129	262.386	263.749	264.611
Precision turned product mfg.	332721		12/83	244.456	244.859	249.848	251.210	252.362
Primary products.		332721-P	12/83	231.061	231.487	236.810	238.263	239.491
Precision turned products, automotive.		332721-1	12/83	163.691	163.691	178.457	178.457	178.457
Precision turned products, except automotive.		332721-3	12/83	261.174	261.820	261.820	264.026	265.890
Secondary products and miscellaneous receipts.		332721-SM						
Bolt, nut, screw, rivet, and washer mfg.	332722		06/82	310.655	308.206	308.692	310.183	310.613
Primary products.		332722-P	06/82	320.060	317.403	317.930	319.578	320.059
Nonthreaded metal fasteners (except aircraft types).		332722-B	06/82	277.021	277.021	277.021	277.021	277.021
Aircraft fasteners, except plastics (including aerospace).		332722-1	06/82	735.383	720.649	720.649	720.649	720.649
Externally threaded metal fasteners (except aircraft types).		332722-3	06/82	248.699	247.712	248.686	251.732	252.184
Hex bolts, including heavy, tap-and-joint (excluding high-strength structural & aircraft types).		332722-3122	06/82	217.664	218.730	218.696	217.022	220.870
Other metal bolts, including square, round, plow, high-strength structural, & bent bolts.		332722-3133	12/99	289.462	285.753	289.462	300.932	300.932
Cap, set, machine, lag, flange, and self-locking screws (except aircraft types). ..		332722-3144	12/87	298.633	298.762	298.762	296.046	296.050
Other externally threaded metal fasteners, including studs (except aircraft types).		332722-3199	12/99	188.325	188.490	188.097	188.262	188.262
Internally threaded fasteners (except aircraft types).		332722-5	06/82	155.579	155.579	155.579	155.579	156.961
Secondary products and miscellaneous receipts.		332722-SM						
Miscellaneous receipts.		332722-M	06/82	262.245	262.245	262.245	260.643	257.772
Coating/engrave/heat treating & other activity.	3328		12/03	183.110	182.464	182.644	182.407	182.443
Coating/engrave/heat treating & other activity.	33281		12/84	251.935	251.046	251.294	250.967	251.018
Metal heat treating.	332811		06/85	290.350	284.565	284.565	284.565	284.565
Primary products.		332811-P	06/85	244.685	239.810	239.810	239.810	239.810
Heat treating of metal for the trade (pickling, annealing, etc.).		332811-0	06/85	244.685	239.810	239.810	239.810	239.810
Secondary products and miscellaneous receipts.		332811-SM						
Metal coating and nonprecious engraving.	332812		12/84	206.351	205.780	206.204	205.646	205.732
Primary products.		332812-P	12/84	214.414	213.766	214.246	213.614	213.712
Metal coating, engraving, and allied services.		332812-0	12/84	214.414	213.766	214.246	213.614	213.712
Secondary products and miscellaneous receipts.		332812-SM						
Electroplating, anodizing and coloring metal.	332813		12/84	260.837	263.843	263.843	263.843	263.843
Primary products.		332813-P	12/84	265.146	268.665	268.665	268.665	268.665
Electroplating, plating, polishing, anodizing and coloring metal.		332813-0	12/84	265.146	268.665	268.665	268.665	268.665
Secondary products and miscellaneous receipts.		332813-SM						
Other fabricated metal product mfg.	3329		12/03	216.983	217.410	217.906	217.429	219.123
Metal valve mfg.	33291		12/03	240.185	241.202	242.038	241.332	245.377
Industrial valve mfg.	332911		06/91	335.038	336.245	336.261	333.604	333.759
Primary products.		332911-P	06/91	346.563	347.821	347.821	344.878	344.878
Automatic regulating and control valves and parts (except nuclear), power operated.		332911-F	12/82	430.975	430.975	430.975	430.975	430.975
Industrial valves for water works and municipal equipment (IBBM, AWWA, and UL).		332911-N	06/91	389.737	389.737	389.737	375.199	375.199
Industrial ball valves (all metals, pressures, and types), incl. manual & power operated.		332911-Q	06/91	443.217	443.217	443.217	443.217	443.217
Industrial butterfly valves (all metals, pressures, and types), incl. manual & power operated.		332911-R	06/91	277.743	277.743	277.743	-	-
All other miscellaneous industrial valves.		332911-X	06/91	289.171	292.740	292.740	292.740	292.740
Gates, globes, angles and other industrial valves.		332911-1	06/91	378.695	379.515	379.515	379.515	379.515
Secondary products and miscellaneous receipts.		332911-SM						
Miscellaneous receipts.		332911-M	06/91	254.158	258.402	258.402	258.402	265.712
Secondary products.		332911-S	06/91	283.500	283.500	283.758	283.759	284.288
Fluid power valve and hose fitting mfg.	332912		06/91	322.124	322.472	322.434	322.435	337.652
Primary products.		332912-P	06/91	330.577	330.871	330.831	330.832	346.967
Nonaerospace type hydraulic and pneumatic assemblies of hose.		332912-N	12/98	153.676	153.995	153.620	153.620	153.620
Nonaerospace type flared (metal) fittings, couplings and assemblies.		332912-T	06/91	231.883	233.379	233.379	233.379	233.379
Nonaerospace type flareless fittings and couplings (incl. nonmetal fittings).		332912-U	06/91	227.641	227.641	227.641	227.641	227.641
Aerospace type hydraulic fluid power valves.		332912-1	06/91	187.935	187.935	187.935	187.935	187.935
Nonaerospace type hydraulic directional control valves.		332912-5	06/91	252.286	252.286	252.286	252.286	252.286
Nonaerospace type hydraulic valves, except directional control.		332912-7	12/98	275.282	275.282	275.282	275.282	275.282
Nonaerospace type pneumatic directional control valves.		332912-9	06/91	266.011	265.036	265.036	265.068	265.068
Secondary products and miscellaneous receipts.		332912-SM						
Plumbing fixture fitting and trim mfg.	332913		06/83	369.850	370.804	371.574	371.574	371.574
Primary products.		332913-P	06/83	367.691	368.680	369.477	369.477	369.477
Miscellaneous metal and nonmetal plumbing fixtures, fittings, and trim.		332913-6	06/83	400.474	400.474	402.457	402.457	402.457
Metal and nonmetal lavatory and sink fittings, excluding single control.		332913-7	06/98	196.737	196.895	196.895	196.895	196.895
Secondary products and miscellaneous receipts.		332913-SM						

See footnotes at end of table.

Table 11. Producer price indexes for net output of selected industries and their products, not seasonally adjusted — Continued
[August 2024]

Title ¹	Industry code	Product code	Index base	Unadjusted index ²				
				Apr. 2024	May 2024 ^P	June 2024 ^P	July 2024 ^P	Aug. 2024 ^P
Other metal valve and pipe fitting mfg.....	332919		12/82	384.551	390.738	399.934	399.850	399.909
Primary products.....		332919-P	12/82	413.881	420.899	431.329	431.402	431.379
Metal fittings, flanges, and unions for pipe fittings.....		332919-4	12/82	500.504	510.171	524.534	524.635	524.603
Secondary products and miscellaneous receipts.....		332919-SM						
Secondary products.....		332919-S	12/82	246.642	246.642	246.642	244.533	245.531
All other fabricated metal product mfg.....	33299		12/03	200.512	200.476	200.675	200.307	200.215
Ball and roller bearing mfg.....	332991		06/83	359.758	359.627	359.716	360.063	360.063
Primary products.....		332991-P	06/83	346.189	345.658	345.807	346.130	346.129
Ball bearings, complete, unmounted.....		332991-1	06/83	292.265	292.200	292.218	292.218	292.218
Tapered roller bearings (including cups & cones), unmounted.....		332991-3	06/83	406.141	406.141	406.141	406.141	406.141
Other roller bearings, unmounted.....		332991-5	06/83	388.608	388.608	388.608	388.608	388.608
Mounted bearings (excluding plain).....		332991-7	06/83	485.282	484.008	484.458	496.748	496.748
Parts and components for ball and roller bearings (including balls and rollers) sold separately.....		332991-9	06/83	194.306	191.396	192.198	192.198	192.191
Secondary products and miscellaneous receipts.....		332991-SM						
Secondary products.....		332991-S	06/83	370.719	370.719	370.719	370.719	370.719
Small arms ammunition mfg.....	332992		06/85	314.313	314.313	314.276	321.106	321.991
Primary products.....		332992-P	06/85	349.291	349.291	349.244	357.919	359.044
Other ammunition products.....		332992-08	12/22	104.814	104.814	104.814	106.634	106.634
Secondary products and miscellaneous receipts.....		332992-SM						
Ammunition, except small arms, manufacturing.....	332993		12/85	302.038	302.038	302.038	302.038	299.710
Primary products.....		332993-P	12/85	249.340	249.340	249.340	249.340	247.418
Ammunition (excluding small arms), more than 30 mm (1.18 in.).....		332993-0	12/85	249.340	249.340	249.340	249.340	247.418
Fabricated pipe and pipe fitting mfg.....	332996		06/81	465.072	460.548	456.560	450.933	444.935
Primary products.....		332996-P	06/81	406.864	402.229	398.120	392.323	386.144
Fabricated pipe and pipe fittings made from purchased pipe.....		332996-0	12/02	269.064	265.999	263.282	259.448	255.362
Secondary products and miscellaneous receipts.....		332996-SM						
Miscellaneous fabricated metal product mfg.....	332999		12/03	187.490	188.268	189.493	188.510	189.548
Primary products.....		332999-P	12/03	182.048	182.883	184.407	183.180	184.191
All other miscellaneous fabricated metal products.....		332999-N	06/85	237.821	238.974	241.081	239.386	240.782
Secondary products and miscellaneous receipts.....		332999-SM						
Secondary products.....		332999-S	12/03	236.724	241.459	241.595	241.595	253.244
Small arms, ordnance, and ordnance accessories mfg.....	33299T		12/11	107.724	107.724	107.724	107.724	107.724
Primary products.....		33299T-P	12/11	107.909	107.909	107.909	107.909	107.909
Single barrel shotguns, other small firearms n.e.c., and parts & attachments for small arms.....		33299T-45	06/13	107.000	107.000	107.000	107.000	107.000
Secondary products and miscellaneous receipts.....		33299T-SM						
Machinery manufacturing.....	333		12/03	183.791	184.204	184.331	184.516	185.142
Agricultural, construction, and mining machinery mfg.....	3331		12/03	186.336	186.355	186.595	186.531	186.427
Agricultural implement manufacturing.....	33311		12/03	175.577	175.443	175.442	174.732	174.464
Farm machinery and equipment mfg.....	333111		12/82	291.623	291.216	291.213	289.851	289.303
Primary products.....		333111-P	12/82	291.943	291.538	291.484	290.091	289.379
Haying machinery and attachments.....		333111-A	12/82	335.507	335.507	335.507	335.507	335.507
Parts for farm machinery, for sale separately.....		333111-C	12/82	263.726	264.175	263.092	262.062	258.267
Farm plows, harrows, rollers, pulverizers, etc., and attachments.....		333111-E	12/02	287.051	287.051	287.051	287.051	287.988
All other farm machinery and equipment, excluding parts, including attachments.....		333111-G	12/82	369.877	368.287	368.287	368.540	368.540
Commercial turf and grounds care equipment, including parts and attachments.....		333111-J	12/82	262.015	262.015	262.015	262.015	262.015
Farm dairy equipment, sprayers and dusters, farm blowers, and attachments.....		333111-4	12/82	279.633	279.633	279.633	279.633	279.633
Planting, seeding, and fertilizing machinery and attachments.....		333111-7	12/82	291.955	291.955	291.955	281.159	278.405
Harvesting machinery (except hay and straw) and attachments.....		333111-9	12/82	329.625	329.246	329.625	329.625	329.625
Secondary products and miscellaneous receipts.....		333111-SM						
Miscellaneous receipts.....		333111-M	12/82	313.122	313.168	313.168	313.168	313.413
Secondary products.....		333111-S	12/82	283.936	284.003	284.003	284.003	283.532
Lawn and garden equipment mfg.....	333112		12/82	169.894	170.129	170.129	169.795	169.729
Primary products.....		333112-P	12/82	173.788	174.023	174.023	173.654	173.637
Consumer nonriding lawn, garden, and snow equipment.....		333112-1	12/82	156.204	156.677	156.677	155.949	155.949
Consumer riding lawn, garden, and snow equipment.....		333112-3	12/82	189.101	189.101	189.101	189.101	189.101
Parts and attachments for consumer lawn, garden, and snow equipment.....		333112-7	06/03	160.607	160.661	160.661	160.493	160.327
Secondary products and miscellaneous receipts.....		333112-SM						
Secondary products.....		333112-S	12/82	146.437	146.702	146.702	146.702	146.103
Construction machinery manufacturing.....	33312		12/03	194.251	194.378	194.516	194.914	194.935
Construction machinery mfg.....	333120		12/80	347.071	347.297	347.543	348.255	348.291
Primary products.....		333120-P	12/80	337.009	337.254	337.491	338.174	338.144
Power cranes, loaders, dozers, tractors, off-highway trucks, mixers, pavers, backhoes, etc.....		333120-1	12/03	193.427	193.341	193.341	194.016	193.993

See footnotes at end of table.

Table 11. Producer price indexes for net output of selected industries and their products, not seasonally adjusted — Continued
 [August 2024]

Title ¹	Industry code	Product code	Index base	Unadjusted index ²				
				Apr. 2024	May 2024 ^P	June 2024 ^P	July 2024 ^P	Aug. 2024 ^P
Construction machinery mfg - Continued								
Power cranes, draglines, & shovels (excavators) (incl. surface mining equip.) (excluding parts).....		333120-11	12/99	195.953	195.953	195.953	196.208	196.150
Mixers, pavers, and related equipment (excluding parts).....		333120-12	12/80	350.323	348.784	348.784	348.784	348.784
Tractor shovel loaders (skid steer, wheel, crawler, and integral design backhoes).....		333120-14	12/80	348.487	348.601	348.601	351.576	351.576
Construction wheel and crawler tractors, dozers, self-propelled log skidders, etc.....		333120-15	12/03	198.707	198.707	198.707	198.707	198.707
Graders, rollers and compactors, forklifts, scrapers, trenchers, etc. (excluding parts).....		333120-16	12/03	213.887	213.887	213.887	213.887	213.887
Construction machinery for mounting (excluding parts, winches, snow clearing attachments).....		333120-17	12/99	194.803	194.803	194.803	195.218	195.218
Other construction machinery and equipment (excluding parts).....		333120-8	12/03	191.148	191.440	192.756	192.756	192.756
Parts for construction machinery and equipment, sold separately.....		333120-9	12/99	215.843	217.736	216.920	215.537	215.537
Parts for cranes, draglines, and shovels (including surface mining equipment) (sold separately).....		333120-91	06/07	220.902	223.224	221.324	217.312	217.312
Parts for off-highway wheel tractors and shovel loaders (sold separately).....		333120-92	06/07	154.174	154.174	154.174	154.174	154.174
Parts for other construction machinery (sold separately).....		333120-93	06/07	159.555	160.907	160.907	161.422	161.422
Secondary products and miscellaneous receipts.....		333120-SM						
Miscellaneous receipts.....		333120-M	12/80	554.206	554.206	554.206	556.023	556.023
Mining and oil and gas field machinery mfg.....	33313		12/03	202.282	202.425	203.385	203.785	203.785
Mining machinery and equipment mfg.....	333131		06/81	435.887	436.828	439.149	441.791	441.791
Primary products.....		333131-P	06/81	465.432	466.489	469.098	472.610	472.610
Mining machinery and equipment (except parts sold separately).....		333131-2	09/19	151.112	151.551	152.636	153.525	153.525
Underground mining machinery (except parts sold separately).....		333131-21	06/81	574.609	579.175	579.175	579.175	—
Crushing, pulverizing & screening machinery (except parts sold separately).....		333131-25	06/81	492.393	492.393	492.393	492.393	492.393
Drills and other mining machinery (except parts sold separately).....		333131-27	06/81	498.825	498.825	509.332	513.095	—
Parts and attachments for mining machinery and equipment (sold separately).....		333131-9	06/81	362.202	362.202	362.202	367.077	367.077
Secondary products and miscellaneous receipts.....		333131-SM						
Miscellaneous receipts.....		333131-M	06/81	303.948	303.948	303.948	306.481	306.481
Oil and gas field machinery and equipment mfg.....	333132		12/80	321.612	321.612	323.047	323.047	323.047
Primary products.....		333132-P	12/80	316.554	316.554	318.023	318.023	318.023
Oil and gas field production machinery and equipment (except pumps).....		333132-A	12/80	281.467	281.467	284.696	284.696	284.696
Oil and gas field production machinery and equipment (except pumps and parts sold separately).....		333132-A1	12/10	147.513	147.513	148.238	148.238	148.238
Rotary oil and gas field drilling machinery and equipment.....		333132-1	12/86	328.265	328.265	328.265	328.265	328.265
Secondary products and miscellaneous receipts.....		333132-SM						
Industrial machinery manufacturing.....	3332		12/84	249.569	251.317	252.116	252.199	253.769
Other industrial machinery manufacturing.....	33324		12/84	246.136	247.859	248.647	248.730	250.278
Food product machinery mfg.....	333241		12/83	369.140	369.462	369.864	369.904	369.995
Primary products.....		333241-P	12/83	384.431	384.675	385.075	385.117	385.203
Dairy and milk products plant machinery and equipment.....		333241-1	12/83	353.991	353.991	356.007	356.007	—
Commercial food products machinery (except packaging and cooking equipment).....		333241-3	12/83	350.020	350.020	350.036	350.045	350.145
Industrial food products machinery for processing foods, beverages, & animal & fowl feed.....		333241-5	12/83	384.635	385.264	385.693	385.788	385.866
Other industrial food and feed machinery.....		333241-51	12/12	150.024	150.677	151.045	151.145	151.145
Machinery for sorting, grading, and cleaning fruits, vegetables, eggs, and for processing meat.....		333241-52	12/12	160.310	160.310	160.369	160.369	160.367
Parts and attachments for industrial food and feed products machinery.....		333241-53	12/12	146.993	146.993	146.993	146.993	147.345
Secondary products and miscellaneous receipts.....		333241-SM						
Miscellaneous receipts.....		333241-M	12/83	232.224	233.461	233.461	233.461	235.164
Secondary products.....		333241-S	12/83	349.616	351.227	353.073	353.105	349.459
Semiconductor machinery mfg.....	333242		12/03	99.080	102.891	105.276	105.378	106.976
Primary products.....		333242-P	12/03	97.338	101.153	103.538	103.601	105.200
Semiconductor machinery and parts.....		333242-0	06/87	125.238	130.146	133.214	133.296	135.353
Secondary products and miscellaneous receipts.....		333242-SM						
Miscellaneous receipts.....		333242-M	12/03	112.696	112.696	112.696	115.434	115.434
Sawmill, woodworking and paper machinery mfg.....	333243		12/11	151.667	151.733	151.731	151.731	151.735
Primary products.....		333243-P	12/11	151.089	151.138	151.134	151.134	151.134
Sawmill and woodworking machinery.....		333243-A	12/80	363.433	363.731	363.707	363.707	363.707
Sawmill and woodworking machinery, excluding parts & attachments.....		333243-A3	06/12	185.265	185.443	185.429	185.429	185.429
Parts, attachments & accessories for sawmill & woodworking machinery.....		333243-A4	06/12	165.782	165.782	165.782	165.782	165.782
Paper industry machinery.....		333243-B	06/82	291.462	291.462	291.462	291.462	291.462
Paper industry machinery, excluding parts & attachments.....		333243-B1	12/03	152.373	152.373	152.373	152.373	152.373
Parts and attachments for paper industry machinery.....		333243-B2	06/82	291.696	291.696	291.696	291.696	291.696
Secondary and miscellaneous receipts.....		333243-SM						
Miscellaneous receipts.....		333243-M	12/11	153.926	154.477	154.530	154.535	154.617

See footnotes at end of table.

Table 11. Producer price indexes for net output of selected industries and their products, not seasonally adjusted — Continued
 [August 2024]

Title ¹	Industry code	Product code	Index base	Unadjusted index ²				
				Apr. 2024	May 2024 ^P	June 2024 ^P	July 2024 ^P	Aug. 2024 ^P
All other industrial machinery mfg.	333248		12/11	177.197	177.016	176.479	176.516	177.473
Primary products.		333248-P	12/11	183.553	183.346	182.754	182.793	183.828
Printing machinery and equipment mfg.		333248-4	12/82	184.598	184.956	184.823	185.320	185.399
All other miscellaneous printing trades machinery, including parts.		333248-4A	12/88	140.078	140.474	140.326	140.876	140.964
Other printing machinery and equipment, including pre-press preparation and typesetting.		333248-4A7	06/01	98.342	98.901	98.693	99.470	99.594
Parts, attachments, and accessories for printing trades machinery.		333248-4A8	06/01	137.586	137.586	137.586	137.586	137.586
Other industrial machinery.		333248-9	12/11	184.272	184.016	183.382	183.382	184.503
Plastics-working machinery and equipment and parts, excluding patterns and molds.		333248-91	12/81	257.428	257.428	257.428	257.428	257.428
Plastics-working machinery and equipment, excluding patterns, molds, and parts sold separately.		333248-919	12/08	133.780	133.780	133.780	133.780	133.780
Textile machinery (except parts, attachments, and accessories).		333248-95	12/80	212.183	212.183	212.183	212.183	212.183
Parts and attachments for textile machinery.		333248-97	12/80	237.995	237.995	237.995	237.995	237.995
All other industrial machinery.		333248-98	12/03	254.271	253.803	252.643	252.643	254.693
Secondary products and miscellaneous receipts.		333248-SM						
Commercial and service industry machinery manufacturing.	3333		12/03	155.013	155.008	155.034	155.119	155.045
Commercial and service industry machinery manufacturing.	33331		12/03	154.997	154.992	155.018	155.102	155.029
Commercial and service industry machinery mfg.	333310		12/11	142.195	142.191	142.216	142.293	142.226
Primary products.		333310-P	12/11	142.213	142.209	142.199	142.271	142.184
Optical instruments and lenses (incl. parts).		333310-4	06/91	131.030	130.939	130.881	131.126	131.126
Sighting, tracking, and fire-control equipment, optical type.		333310-41	12/85	141.027	141.027	141.027	141.638	141.638
All other miscellaneous optical instruments and lenses (incl. binoculars and astronomical).		333310-43	12/98	123.648	123.532	123.459	123.587	123.587
Commercial cooking and food warming equipment (incl. parts).		333310-5	06/82	438.740	438.896	438.896	439.337	438.090
Other commercial and service industry machinery.		333310-9	05/23	101.638	101.638	101.638	101.638	101.638
Commercial laundry and drycleaning machinery (incl. parts).		333310-93	12/82	350.256	350.256	350.256	350.256	350.256
Commercial and industrial floor and carpet cleaning machines, ex. vacuum cleaners.		333310-95	09/16	148.389	148.389	148.389	148.389	148.389
Electronic teaching machines, teaching aids, etc., (incl. kits).		333310-97	09/16	104.281	104.281	104.281	104.281	—
All other parts and attachments for service industry equipment.		333310-98	06/07	156.794	156.794	156.794	156.794	156.794
Other service industry equipment.		333310-99	09/16	135.042	135.042	135.042	135.042	135.042
Secondary products and miscellaneous receipts.		333310-SM						
Miscellaneous receipts.		333310-M	12/22	103.737	103.737	103.737	103.754	104.210
Secondary products.		333310-S	12/22	103.218	103.218	105.677	106.182	106.182
HVAC and commercial refrigeration equipment.	3334		12/03	222.589	223.077	222.523	222.503	225.639
HVAC and commercial refrigeration equipment.	33341		12/03	222.589	223.077	222.523	222.503	225.639
Fan, blower, air purification equipment mfg.	333413		12/11	153.605	153.605	152.976	152.979	153.000
Primary products.		333413-P	12/11	151.160	151.160	151.104	151.108	151.118
Air purification equipment.		333413-1	12/03	167.384	167.384	167.271	167.271	167.271
Dust collection and other air purification equipment for industrial gas cleaning systems.		333413-11	12/83	225.447	225.447	225.447	225.447	225.447
Dust collection and other air purification equipment for cleaning incoming air.		333413-13	12/83	257.247	257.247	256.987	256.987	256.987
Air filters for air-conditioners and furnaces, etc. of 2400 CFM or less, except parts.		333413-131	06/09	168.808	168.808	168.808	168.808	168.808
Other dust collection and air purification equipment, except parts.		333413-132	06/09	148.439	148.439	148.439	148.439	148.439
Parts for dust collection and air purification equipment.		333413-133	06/09	142.680	142.680	142.040	142.040	142.040
Industrial and commercial fans and blowers.		333413-2	12/03	238.387	238.387	238.387	238.401	238.436
Centrifugal blower filter units, and classes I-IV centrifugal fans, except parts.		333413-22	06/09	194.218	194.218	194.218	194.218	194.218
Other centrifugal fans and blowers, except parts.		333413-23	06/09	192.068	192.068	192.068	192.068	192.068
Parts and accessories for fans and blowers.		333413-29	06/09	184.520	184.520	184.520	184.650	184.986
Secondary products and miscellaneous receipts.		333413-SM						
Secondary products.		333413-S	12/11	141.590	141.590	141.590	141.590	141.590
Heating equipment (except warm air furnaces) mfg.	333414		06/80	454.635	459.635	460.489	460.775	462.216
Primary products.		333414-P	06/80	437.317	441.878	442.729	443.010	444.284
Other heating equipment, except electric (incl. parts for nonelectric equipment & oil burners).		333414-D	06/99	235.261	236.190	236.934	237.104	237.104
Cast iron heating boilers, radiators, and convectors (except parts).		333414-1	06/99	—	—	304.178	304.727	309.947
Domestic heating stoves (except electric and parts).		333414-3	06/80	322.861	322.861	322.861	322.861	322.861
Floor and wall furnaces, unit heaters, infrared heaters, and mechanical stokers.		333414-7	06/99	206.581	206.581	206.997	206.997	206.997
Secondary products and miscellaneous receipts.		333414-SM						
Miscellaneous receipts.		333414-M	06/99	—	—	209.730	209.730	209.730
Secondary products.		333414-S	06/80	453.598	453.598	454.051	454.051	468.291
Air-conditioning, refrigeration, and forced air heating equipment mfg.	333415		12/82	298.977	299.410	298.587	298.528	303.817
Primary products.		333415-P	12/82	301.925	302.319	301.534	301.478	306.517
Warm air furnaces, including duct furnaces and humidifiers, and electric comfort heating.		333415-C	12/89	231.657	229.330	227.897	226.991	236.172
Parts and accessories for air conditioning and heat transfer equipment.		333415-D	12/89	270.233	270.233	270.233	270.242	270.242
Unitary air-conditioners, except air source heat pumps.		333415-E	12/82	272.728	273.163	271.645	272.524	284.005

See footnotes at end of table.

Table 11. Producer price indexes for net output of selected industries and their products, not seasonally adjusted — Continued
 [August 2024]

Title ¹	Industry code	Product code	Index base	Unadjusted index ²				
				Apr. 2024	May 2024 ^P	June 2024 ^P	July 2024 ^P	Aug. 2024 ^P
Air-conditioning, refrigeration, and forced air heating equipment mfg - Continued								
Heat pumps.....		333415-H	12/09	146.370	151.276	147.064	143.152	146.965
Heat transfer equipment (except elec dehumidifiers), mechanically refrigerated, self-contained.....		333415-2	12/03	254.467	254.365	254.810	253.987	256.792
Commercial refrigerators and related equipment.....		333415-3	12/82	403.788	404.848	404.848	406.455	406.743
Refrigeration condensing units, all refrigerants, except ammonia (complete).....		333415-5	12/82	386.456	386.456	386.456	386.456	386.456
All other miscellaneous refrigeration and air-conditioning equipment.....		333415-9	12/89	292.332	292.332	292.332	292.332	292.332
Secondary products and miscellaneous receipts.....		333415-SM						
Miscellaneous receipts.....		333415-M	12/82	261.605	261.877	261.859	262.125	262.125
Metalworking machinery manufacturing.....	3335		12/03	152.265	152.544	152.782	153.154	153.196
Metalworking machinery manufacturing.....	33351		12/03	152.249	152.529	152.767	153.138	153.181
Industrial mold mfg.....	333511		12/03	133.229	133.275	133.351	133.363	133.463
Primary products.....		333511-P	12/03	133.849	133.898	133.922	133.925	133.925
Industrial molds and mold boxes.....		333511-0	06/81	164.673	164.733	164.763	164.767	164.767
Industrial injection-type molds made of metal for plastics.....		333511-05	12/09	116.669	116.669	—	—	—
Other industrial molds and mold boxes.....		333511-06	12/09	136.063	136.135	136.171	136.176	—
Secondary products and miscellaneous receipts.....		333511-SM						
Special tool, die, jig, and fixture mfg.....	333514		12/03	141.139	141.792	142.123	143.294	143.294
Primary products.....		333514-P	06/81	229.948	230.541	230.541	232.414	232.414
Special dies, tools, jigs, and fixtures.....		333514-0	06/81	229.948	230.541	230.541	232.414	232.414
Jigs and fixtures, including parts.....		333514-0A	06/81	350.718	350.718	350.718	351.467	351.467
Metalworking die and die sets.....		333514-0B	12/02	127.796	127.796	127.796	130.159	130.159
Standard punches, industrial prototypes, die parts & other special tooling for dies.....		333514-0C	06/94	166.954	167.971	167.971	169.173	169.173
Secondary products and miscellaneous receipts.....		333514-SM						
Miscellaneous receipts.....		333514-M	12/03	114.846	118.141	118.141	118.141	118.141
Secondary products.....		333514-S	12/03	159.571	159.571	163.415	166.145	166.145
Cutting tool and machine tool accessory mfg.....	333515		06/83	241.092	241.098	241.360	241.327	241.398
Primary products.....		333515-P	06/83	225.975	225.980	226.195	226.154	226.225
Cutting tools for machine tools and metalworking machinery.....		333515-4	06/83	213.536	213.543	213.745	213.700	213.778
Other cutting tools for machine tools, excluding tips and blanks.....		333515-41	12/00	158.111	158.111	158.306	158.306	158.306
End mills and milling cutters.....		333515-44	06/83	233.772	233.828	234.005	233.595	233.595
Threading tools, including blanks, tips and inserts.....		333515-45	06/07	127.897	127.897	127.897	127.897	127.897
Carbon and high-speed steel shank, solid, tipped carbide twist drills for machine tools.....		333515-48	12/11	130.826	130.826	130.856	130.856	130.856
Taps, carbide indexable, and throwaway inserts for machine tools.....		333515-49	12/11	139.342	139.342	139.342	139.342	140.242
Other attachments and accessories for machine tools and metalworking machinery.....		333515-5	06/83	270.405	270.405	270.666	270.666	270.666
Secondary products and miscellaneous receipts.....		333515-SM						
Secondary products.....		333515-S	06/83	249.985	249.985	251.502	251.502	251.502
Machine tool mfg.....	333517		12/11	134.919	135.142	135.167	135.167	135.434
Primary products.....		333517-P	12/11	130.949	131.119	131.134	131.134	131.429
Metal cutting machine tools.....		333517-2	06/83	223.273	223.635	223.666	223.666	223.666
Parts for metal cutting machine tools (sold separately) & rebuilt machine tools.....		333517-26	06/83	206.200	208.845	208.845	208.845	208.845
Metal machining centers (multifunction numerically controlled machines).....		333517-27	06/83	201.222	201.222	201.222	201.222	201.222
Other metal cutting machine tools.....		333517-2B	12/09	126.307	126.379	126.379	126.379	126.379
Metal forming machine tools.....		333517-3	06/81	324.131	324.131	324.131	324.131	327.816
Metal punching and shearing (power & manual), and bending and forming machines (power only).....		333517-31	06/81	232.242	232.242	232.242	232.242	232.242
Parts for metal forming machine tools (sold separately) and rebuilt metal forming machine tools.....		333517-37	06/81	297.157	297.157	297.157	297.157	308.554
Secondary products and miscellaneous receipts.....		333517-SM						
Miscellaneous receipts.....		333517-M	12/11	145.472	146.761	146.976	146.976	146.976
Secondary products.....		333517-S	12/11	189.875	189.914	189.866	189.866	189.897
Rolling mill and other metalworking machinery mfg.....	333519		12/11	144.545	144.566	145.214	145.186	144.714
Primary products.....		333519-P	12/11	148.012	148.035	148.617	148.585	148.054
Rolling mill and other metalworking machinery, including assembly machines.....		333519-0	12/11	148.012	148.035	148.617	148.585	148.054
Secondary products and miscellaneous receipts.....		333519-SM						
Miscellaneous receipts.....		333519-M	12/11	135.020	135.020	136.672	136.672	136.672
Turbine and power transmission equipment mfg.....	3336		12/84	230.645	230.951	231.333	232.090	232.757
Turbine and power transmission equipment mfg.....	33361		12/84	230.640	230.946	231.328	232.084	232.751
Turbine and turbine generator set units mfg.....	333611		06/82	264.501	265.276	266.239	267.549	269.091
Primary products.....		333611-P	06/82	264.682	265.415	266.307	267.520	268.948
Turbines and turbine generator sets.....		333611-0	06/11	123.026	123.367	123.782	124.345	125.009
Steam, gas, and other turbines and turbine generators.....		333611-05	12/03	156.167	156.806	157.348	158.442	159.318
Parts & accessories for turbines, turbine generators, and turbine generator sets.....		333611-07	12/03	145.221	145.221	145.221	145.221	145.221

See footnotes at end of table.

Table 11. Producer price indexes for net output of selected industries and their products, not seasonally adjusted — Continued
[August 2024]

Title ¹	Industry code	Product code	Index base	Unadjusted index ²				
				Apr. 2024	May 2024 ^P	June 2024 ^P	July 2024 ^P	Aug. 2024 ^P
Speed changer, drive, and gear mfg.	333612		12/83	383.416	384.826	387.725	393.111	392.888
Primary products.		333612-P	12/83	354.993	356.401	359.284	364.362	364.140
Gears, pinions, racks, and worms, sold separately.		333612-3	12/83	262.738	262.738	262.738	268.973	268.973
Speed changers, industrial high speed drives, and parts other than loose gearing.		333612-7	12/03	217.919	219.568	222.934	224.200	223.941
Secondary products and miscellaneous receipts.		333612-SM						
Secondary products.		333612-S	12/83	—	—	—	668.966	668.966
Mechanical power transmission equipment mfg.	333613		12/84	375.004	375.391	375.657	377.377	378.351
Primary products.		333613-P	12/84	357.639	358.032	358.273	359.830	360.807
Mechanical power transmission equipment, except speed changers, drives, & gears.		333613-3	12/84	391.840	392.361	392.681	394.745	396.041
Secondary products and miscellaneous receipts.		333613-SM						
Other engine equipment mfg.	333618		12/82	197.792	197.834	197.834	197.963	198.353
Primary products.		333618-P	12/82	199.129	199.169	199.169	199.295	199.671
Parts & accessories for internal combustion engines, ex. aircraft & gasoline automotive engines.		333618-F	12/82	252.545	252.545	252.545	252.590	252.590
Diesel, semidiesel, and dual-fuel engines (except automotive).		333618-3	12/82	232.613	232.613	232.613	232.613	232.613
Diesel, semidiesel, and dual-fuel engines for automobiles, trucks, and buses.		333618-5	12/82	172.052	172.052	172.052	172.052	172.052
Secondary products and miscellaneous receipts.		333618-SM						
Other general purpose machinery manufacturing.	3339		12/03	207.825	208.529	208.599	208.953	209.476
Pump and compressor manufacturing.	33391		12/03	220.551	221.456	221.381	222.596	223.081
Air and gas compressor mfg.	333912		06/84	345.895	349.764	349.420	349.614	349.615
Primary products.		333912-P	06/84	355.608	359.610	359.085	359.284	359.284
Air and gas compressors and vacuum pumps.		333912-1	06/84	370.403	371.919	371.919	372.192	372.192
Parts & attachments for air & gas compressors, ex. refrigeration, ice making, & a/c.		333912-6	06/84	419.017	419.017	414.169	414.169	414.169
Secondary products and miscellaneous receipts.		333912-SM						
Miscellaneous receipts.		333912-M	11/86	263.765	263.765	263.765	263.765	263.765
Measuring, dispensing, and other pumping equipment mfg.	333914		12/83	371.748	371.748	371.760	374.876	376.170
Primary products.		333914-P	12/83	373.576	373.576	373.576	376.868	378.276
Pumps and pumping equipment, excluding measuring and dispensing pumps.		333914-1	12/09	160.673	160.673	160.673	162.089	162.694
Pumps and pumping equipment, complete, excluding measuring and dispensing pumps.		333914-11	12/09	162.680	162.680	162.680	164.340	165.050
Domestic water systems.		333914-111	12/83	320.463	320.463	320.463	320.463	—
Oil-well and oil-field pumps, except boiler feed.		333914-113	12/09	122.961	122.961	122.961	122.961	122.961
Industrial pumps, excluding hydraulic fluid power pumps, automatic circulating pumps, etc.		333914-114	12/83	393.633	393.633	393.633	399.049	399.049
Other pumps, except automotive circulating pumps, and measuring and dispensing pumps.		333914-115	12/01	236.096	236.096	236.096	236.096	240.713
Parts and attachments for pumps and pumping equipment, excluding measuring and dispensing.		333914-15	12/83	438.194	438.194	438.194	438.194	438.194
Secondary products and miscellaneous receipts.		333914-SM						
Miscellaneous receipts.		333914-M	12/17	126.889	126.889	127.103	127.103	127.103
Secondary products.		333914-S	12/17	155.913	155.913	155.894	156.583	156.598
Material handling equipment manufacturing.	33392		12/03	218.444	218.659	218.803	218.890	218.978
Elevator and moving stairway mfg.	333921		06/81	246.786	246.642	246.566	246.566	246.489
Primary products.		333921-P	06/81	235.621	235.470	235.390	235.390	235.309
Elevators and moving stairways.		333921-1	06/81	229.722	229.722	229.722	229.722	229.722
Parts and attachments for elevators and moving stairways (sold separately).		333921-3	06/81	286.401	285.126	284.454	284.454	283.768
Secondary products and miscellaneous receipts.		333921-SM						
Conveyor and conveying equipment mfg.	333922		06/84	317.020	318.266	319.057	319.374	319.793
Primary products.		333922-P	06/84	304.049	304.839	305.615	305.899	306.058
Unit handling conveyors and conveying systems.		333922-1	06/84	249.212	249.069	249.866	250.036	250.036
Unit handling gravity and trolley conveyors and conveying systems.		333922-12	06/09	146.849	146.844	147.587	147.587	147.587
Unit handling tow, belt, roller, pneumatic, portable, carousel, and other nonbelt conveyors.		333922-14	06/09	146.973	146.750	146.750	147.022	147.022
Parts and accessories for unit handling conveyors and conveying systems, sold separately.		333922-7	06/84	281.350	281.925	281.925	281.925	281.925
Bulk material handling conveyors and conveying systems.		333922-8	06/84	340.807	342.924	342.924	343.527	344.048
Parts and accessories for bulk material handling conveyors and conveying systems.		333922-9	06/84	499.319	502.021	506.452	506.452	506.452
Secondary products and miscellaneous receipts.		333922-SM						
Miscellaneous receipts.		333922-M	06/84	437.646	470.672	470.672	472.574	491.546
Secondary products.		333922-S	06/84	378.995	378.995	378.995	378.995	378.995
Overhead cranes, hoists and monorail systems mfg.	333923		12/03	228.184	227.936	227.936	228.088	228.088
Primary products.		333923-P	12/03	230.056	229.809	229.809	229.856	229.856
Hoists and parts and attachments for hoists (sold separately).		333923-1	12/84	337.996	337.996	337.996	338.336	338.336
Overhead traveling cranes and monorail systems, including parts and attachments sold separately.		333923-3	12/84	347.804	345.616	345.616	345.616	345.616

See footnotes at end of table.

Table 11. Producer price indexes for net output of selected industries and their products, not seasonally adjusted — Continued
 [August 2024]

Title ¹	Industry code	Product code	Index base	Unadjusted index ²				
				Apr. 2024	May 2024 ^P	June 2024 ^P	July 2024 ^P	Aug. 2024 ^P
Overhead cranes, hoists and monorail systems mfg - Continued								
Winches, aerial work platforms, and automotive wrecker hoists, including parts and attachments.....		333923-7	12/03	232.440	232.440	232.440	232.440	232.440
Secondary products and miscellaneous receipts.....		333923-SM						
Secondary products.....		333923-S	12/03	204.506	204.506	204.506	204.506	204.506
Industrial truck, trailer, and stacker mfg.....	333924		12/79	335.224	335.224	335.065	334.966	334.969
Primary products.....		333924-P	12/79	339.023	339.023	338.860	338.759	338.759
Industrial trucks, tractors, mobile straddle carriers & cranes, & automatic stacking machines.....		333924-2	12/79	305.028	305.028	304.841	304.725	304.725
Work trucks with lifting & handling equipment, operator riding, electric, self-propelled.....		333924-21	06/02	237.861	237.861	237.861	237.382	237.382
Work trucks, not fitted with lifting and handling equipment.....		333924-25	06/02	213.780	213.780	213.582	213.599	213.599
Bulk powered material moving equipment, dock boards and metal pallets and skids.....		333924-26	06/02	203.365	203.365	203.365	203.365	203.365
Other work trucks with lifting & handling equipment, non-riding electric or any non-electric.....		333924-27	06/02	190.523	190.523	190.335	190.335	190.335
Parts and attachments for industrial trucks and tractors (sold separately).....		333924-3	12/86	364.292	364.292	364.292	364.292	364.292
Secondary products and miscellaneous receipts.....		333924-SM						
Secondary products.....		333924-S	12/79	501.273	501.273	501.273	501.273	502.989
All other general purpose machinery mfg.....	33399		12/03	192.103	193.016	193.120	193.165	194.001
Power-driven handtool mfg.....	333991		12/80	270.441	279.439	279.500	279.652	279.652
Primary products.....		333991-P	12/80	262.573	271.478	271.479	271.630	271.630
Power-driven handtools, pneumatic, hydraulic, and powder-actuated.....		333991-6	12/80	365.258	379.683	379.687	380.059	380.059
Power-driven handtools, electric (except battery powered), including parts.....		333991-9	12/04	151.059	154.638	154.638	154.638	154.638
Secondary products and miscellaneous receipts.....		333991-SM						
Welding and soldering equipment mfg.....	333992		12/84	372.925	372.792	374.076	374.076	374.272
Primary products.....		333992-P	12/84	389.922	389.809	391.172	391.172	391.379
Other welding equipment, components, and accessories (excluding arc, resistance, and gas).....		333992-A	06/90	185.637	185.637	185.637	185.637	186.891
Arc welding machines, components, and accessories, excluding electrodes and stud welding equip.....		333992-1	12/84	428.266	428.266	428.266	428.266	428.266
Resistance welders, components, accessories, and electrodes.....		333992-7	12/84	285.509	285.509	294.784	294.784	294.784
Gas welding and cutting equipment, parts, attachments, and accessories.....		333992-9	06/83	275.229	273.874	273.874	273.874	273.874
Secondary products and miscellaneous receipts.....		333992-SM						
Miscellaneous receipts.....		333992-M	12/84	260.876	255.254	255.254	255.254	255.254
Packaging machinery mfg.....	333993		12/88	288.911	288.911	288.911	288.911	296.249
Primary products.....		333993-P	12/88	296.175	296.175	296.175	296.175	303.913
Packing, packaging, and bottling machinery, excluding parts.....		333993-1	12/88	282.165	282.165	282.165	282.165	289.694
Parts for packing, packaging, and bottling machinery.....		333993-5	12/88	358.985	358.985	358.985	358.985	367.761
Secondary products and miscellaneous receipts.....		333993-SM						
Industrial process furnace and oven mfg.....	333994		06/81	307.407	312.669	312.813	312.813	314.545
Primary products.....		333994-P	06/81	303.414	310.287	310.404	310.404	312.107
Industrial process furnaces & ovens, & industrial electrical heating equipment.....		333994-0	12/04	177.693	181.718	181.786	181.786	182.784
Industrial process furnaces & ovens, & industrial electrical heating equipment, except parts.....		333994-0A	06/11	149.260	150.134	150.210	150.210	151.041
Parts and attachments for industrial process furnaces and ovens.....		333994-0B	06/11	147.528	158.040	158.040	158.040	158.888
Secondary products and miscellaneous receipts.....		333994-SM						
Miscellaneous receipts.....		333994-M	12/86	208.524	211.168	211.429	211.429	212.804
Fluid power cylinder and actuator mfg.....	333995		06/90	282.168	284.802	284.806	284.784	287.213
Primary products.....		333995-P	06/90	285.020	288.034	288.034	288.011	291.171
Nonaerospace-type hydraulic & all aerospace fluid power cylinders & actuators, linear & rotary.....		333995-2	06/90	277.358	277.914	277.914	277.869	278.466
Parts for hydraulic & pneumatic fluid power cylinders & actuators, incl accumulators & cushions.....		333995-8	06/90	325.150	336.935	336.935	336.935	349.166
Secondary products and miscellaneous receipts.....		333995-SM						
Secondary products.....		333995-S	06/90	238.645	238.662	238.750	238.752	238.752
Fluid power pump and motor mfg.....	333996		06/90	237.752	237.845	238.337	238.353	238.353
Primary products.....		333996-P	06/90	243.216	243.321	243.878	243.897	243.897
Fluid power pumps and motors, including parts.....		333996-0	06/90	243.216	243.321	243.878	243.897	243.897
Secondary products and miscellaneous receipts.....		333996-SM						
Secondary products.....		333996-S2	05/24	-	100.000	-	-	100.000
All other miscellaneous general purpose machinery mfg.....	333998		12/84	296.900	296.852	296.764	296.924	296.236
Primary products.....		333998-P	12/84	290.489	290.440	290.272	290.440	289.714
Scale and balance mfg.....		333998-7	12/80	252.143	252.199	252.199	252.443	252.443
Retail, commercial, household, and mailing scales and balances.....		333998-74	12/91	202.387	202.387	202.387	203.051	203.051
Parts, attachments, and accessories for scales and balances.....		333998-76	12/91	276.570	276.868	276.868	277.959	277.959
Vehicle and industrial scales.....		333998-77	12/91	207.288	207.300	207.300	207.343	207.343
Motor truck and railroad track scales.....		333998-771	12/10	155.061	155.061	155.061	155.061	155.061

See footnotes at end of table.

Table 11. Producer price indexes for net output of selected industries and their products, not seasonally adjusted — Continued
 [August 2024]

Title ¹	Industry code	Product code	Index base	Unadjusted index ²				
				Apr. 2024	May 2024 ^P	June 2024 ^P	July 2024 ^P	Aug. 2024 ^P
All other miscellaneous general purpose machinery mfg - Continued								
Industrial scales (including automatic checkweigher and bulkweigher scales).....		333998-772	12/10	177.554	177.598	177.598	177.756	177.756
Miscellaneous non-vehicle scales (crane, susp, tank, hopper, meas. devices, lab, bulk conveyor).....		333998-773	12/10	151.583	151.583	151.583	151.583	151.583
All other miscellaneous general purpose machinery mfg.....		333998-9	12/84	291.106	291.051	290.871	291.032	290.259
Filters and strainers, except fluid power.....		333998-91	12/88	288.913	288.588	289.518	288.493	288.502
Industrial filters and strainers and reusable media, except fluid power.....		333998-911	06/07	174.778	174.518	175.199	174.428	174.392
Nonreusable media for filters and strainers, except fluid power.....		333998-912	12/88	298.395	298.500	298.500	298.500	298.557
Parts and accessories for filters and strainers, except fluid power.....		333998-913	12/88	384.258	384.258	384.968	384.603	385.354
All other miscellaneous general industrial machinery.....		333998-97	06/07	156.904	156.909	156.630	156.909	156.300
Secondary products and miscellaneous receipts.....		333998-SM						
Miscellaneous receipts.....		333998-M	12/22	108.320	108.320	109.090	109.090	109.090
Secondary products.....		333998-S	12/22	104.112	104.126	104.139	104.147	104.786
Computer & electronic product mfg.....	334		12/03	101.932	101.893	101.789	101.610	101.495
Computer & peripheral equipment mfg.....	3341		12/06	58.434	58.005	57.963	57.042	56.660
Computer & peripheral equipment mfg.....	33411		12/06	58.434	58.005	57.963	57.042	56.660
Electronic computer mfg.....	334111		02/23	99.071	97.987	98.178	94.498	92.973
Primary products.....		334111-P	02/23	98.958	97.742	97.958	93.829	92.118
Host computers, multiusers (mainframes, medium-scale systems, UNIX and PC servers).....		334111-5	02/23	98.920	97.505	97.742	92.805	90.750
Single user computers, microprocessor based, general purpose.....		334111-7	02/23	99.155	98.968	99.071	99.082	99.137
Portable computers, laptops, tablets and other single user computers.....		334111-72	02/23	95.905	95.486	95.659	95.478	95.579
Personal computers and workstations (excluding portable computers).....		334111-73	02/23	100.627	100.546	100.617	100.714	100.749
Secondary products and miscellaneous receipts.....		334111-SM						
Computer storage device mfg.....	334112		12/04	61.528	60.787	60.412	60.412	60.412
Primary products.....		334112-P	12/04	49.891	49.295	49.000	49.000	49.000
Computer storage devices (except parts, attachments and accessories).....		334112-1	12/04	49.244	48.636	48.334	48.334	48.334
Secondary products and miscellaneous receipts.....		334112-SM						
Computer terminal and other computer peripheral equipment mfg.....	334118		12/93	63.281	63.353	63.353	63.353	63.353
Primary products.....		334118-P	12/93	65.003	65.013	65.013	65.013	65.013
Computer terminals (including POS and funds-transfer devices) and other computer peripherals.....		334118-D	12/93	38.022	38.034	38.034	38.034	38.034
Secondary products and miscellaneous receipts.....		334118-SM						
Miscellaneous receipts.....		334118-M	12/93	-	61.731	61.731	61.731	61.731
Secondary products.....		334118-S	08/94	56.966	58.757	58.757	58.757	58.783
Communications equipment mfg.....	3342		12/85	104.267	104.353	104.562	104.823	104.809
Telephone apparatus mfg.....	33421		12/03	95.243	95.345	95.345	95.345	95.345
Telephone apparatus mfg.....	334210		12/85	95.715	95.818	95.818	95.818	95.818
Primary products.....		334210-P	12/85	95.992	96.098	96.098	96.098	96.098
Telephone and wireline data networking equipment.....		334210-0	12/85	95.992	96.098	96.098	96.098	96.098
Secondary products and miscellaneous receipts.....		334210-SM						
Radio/TV broadcast & wireless comm equip mfg.....	33422		12/03	104.705	104.731	104.766	104.807	104.748
Broadcast and wireless communications equipment mfg.....	334220		12/91	98.222	98.246	98.279	98.317	98.262
Primary products.....		334220-P	12/91	94.302	94.326	94.358	94.396	94.342
Broadcast, studio, and related electronic equipment.....		334220-2	12/85	122.698	122.644	-	-	-
Radio station equipment.....		334220-5	06/13	118.391	118.849	119.080	119.080	119.080
Other broadcast and wireless communications systems and equipment.....		334220-9	06/13	109.442	109.442	109.442	109.442	109.439
Secondary products and miscellaneous receipts.....		334220-SM						
Other communications equipment mfg.....	33429		12/03	141.905	142.388	144.303	146.702	146.983
Other communications equipment mfg.....	334290		12/91	152.215	152.733	154.788	157.361	157.662
Primary products.....		334290-P	12/91	160.614	161.206	163.628	166.559	166.801
Alarm systems, including electric sirens and horns.....		334290-1	12/85	156.533	156.533	156.533	160.586	160.586
Intercommunications systems, incl inductive paging systems, excl telephone & telegraph.....		334290-3	12/85	273.619	273.260	285.794	285.794	298.164
Secondary products and miscellaneous receipts.....		334290-SM						
Secondary products.....		334290-S	12/91	167.773	176.710	179.754	-	-
Audio & video equipment mfg.....	3343		12/03	103.285	102.855	102.855	102.853	102.853
Audio and video equipment mfg.....	33431		12/03	103.285	102.855	102.855	102.853	102.853
Audio and video equipment mfg.....	334310		03/80	74.738	74.426	74.426	74.425	74.425
Primary products.....		334310-P	03/80	65.757	65.429	65.429	65.429	65.429
Speakers and commercial sound equipment.....		334310-4	03/80	188.861	187.131	187.131	187.131	187.131
Other consumer audio and video equipment.....		334310-5	03/80	141.643	141.643	141.643	141.643	141.643
Secondary products and miscellaneous receipts.....		334310-SM						

See footnotes at end of table.

Table 11. Producer price indexes for net output of selected industries and their products, not seasonally adjusted — Continued
 [August 2024]

Title ¹	Industry code	Product code	Index base	Unadjusted index ²				
				Apr. 2024	May 2024 ^P	June 2024 ^P	July 2024 ^P	Aug. 2024 ^P
Audio and video equipment mfg - Continued								
Miscellaneous receipts.....		334310-M	12/86	110.100	112.048	112.048	111.998	111.998
Semiconductor and other electronic component mfg.....	3344		12/84	58.245	58.147	57.692	57.140	56.958
Semiconductor and other electronic component mfg.....	33441		12/84	58.256	58.157	57.703	57.150	56.968
Bare printed circuit board mfg.....	334412		06/91	123.874	123.871	123.870	123.890	127.942
Primary products.....		334412-P	06/91	120.687	120.687	120.687	120.687	124.656
Bare printed circuit boards.....		334412-0	06/82	135.616	135.616	135.616	135.616	140.076
Secondary products and miscellaneous receipts.....		334412-SM2						
Semiconductor and related device mfg.....	334413		12/98	31.803	31.743	31.149	30.259	29.876
Primary products.....		334413-P	12/98	30.780	30.722	30.169	29.340	28.920
Other semiconductor devices, incl. transistors, diodes, and semiconductor parts such as wafers.....		334413-A	06/81	59.020	59.084	59.066	59.066	57.178
Integrated circuit packages.....		334413-1	12/98	21.591	21.507	-	-	-
Secondary products and miscellaneous receipts.....		334413-SM						
Electronic connector mfg.....	334417		12/80	285.100	283.552	284.258	284.273	284.286
Primary products.....		334417-P	12/80	282.018	280.310	281.090	281.107	281.120
Electronic connectors, including parts.....		334417-0	12/80	282.018	280.310	281.090	281.107	281.120
Secondary products and miscellaneous receipts.....		334417-SM						
Secondary products.....		334417-S1	05/99	163.652	163.652	163.652	163.652	163.652
Printed circuit assembly mfg.....	334418		12/03	72.080	71.824	71.702	73.425	73.807
Primary products.....		334418-P	12/03	73.502	73.223	73.089	74.976	75.450
Printed circuit assemblies, loaded boards, modules, and consumer external modems.....		334418-9	06/06	79.067	78.767	78.622	80.652	81.162
Secondary products and miscellaneous receipts.....		334418-SM						
Other electronic component mfg.....	334419		12/03	165.389	165.551	166.538	166.538	166.511
Primary products.....		334419-P	12/03	166.229	166.229	168.029	168.029	168.029
Other electronic components.....		334419-0	12/03	166.229	166.229	168.029	168.029	168.029
Secondary products and miscellaneous receipts.....		334419-SM						
Secondary products.....		334419-S	12/03	107.469	109.897	109.977	109.977	108.443
Capacitor, resistor, coil, transformer, and other inductor mfg.....	33441K		12/11	166.333	166.333	166.387	166.989	166.989
Primary products.....		33441K-P	12/11	170.852	170.852	170.908	171.542	171.542
Capacitors for electronic circuitry.....		33441K-4	06/81	279.454	279.454	279.454	279.454	279.454
Electronic coils, transformers, and other inductors.....		33441K-6	06/00	174.716	174.716	174.846	176.300	176.300
Secondary products and miscellaneous receipts.....		33441K-SM						
Nav/measuring/medical/control instruments mfg.....	3345		12/03	148.381	148.491	148.739	149.170	149.219
Nav/measuring/medical/control instruments mfg.....	33451		12/03	148.381	148.491	148.739	149.170	149.219
Electromedical apparatus mfg.....	334510		06/85	88.355	88.377	88.377	89.285	89.285
Primary products.....		334510-P	06/85	76.367	76.386	76.386	76.687	76.687
Electromedical equipment, excluding ionizing radiation equipment.....		334510-2	12/02	88.080	88.105	88.105	88.485	88.485
Secondary products and miscellaneous receipts.....		334510-SM						
Miscellaneous receipts.....		334510-M	12/90	169.504	169.504	169.504	169.504	169.504
Search, detection, and navigation instruments.....	334511		12/91	199.588	199.590	199.590	199.590	199.592
Primary products.....		334511-P	12/91	195.436	195.436	195.436	195.436	195.436
Aeronautical, nautical & navigational instruments, not sending or receiving radio signals.....		334511-1	12/85	340.300	340.300	340.300	340.300	340.300
Search, detection, navigation, and guidance systems and equipment.....		334511-3	12/91	189.758	189.758	189.758	189.758	189.758
Secondary products and miscellaneous receipts.....		334511-SM						
Automatic environmental control mfg.....	334512		12/79	315.266	316.189	318.242	322.485	322.485
Primary products.....		334512-P	12/79	280.874	281.790	283.828	288.040	288.040
Automatic environmental controls for monitoring residential, commercial, and appliance use.....		334512-0	12/03	149.888	150.377	151.464	153.712	153.712
Secondary products and miscellaneous receipts.....		334512-SM						
Miscellaneous receipts.....		334512-M	12/04	204.796	204.796	204.796	204.796	204.796
Industrial process variable instruments.....	334513		06/83	287.762	287.762	293.740	293.740	293.740
Primary products.....		334513-P	06/83	302.840	302.840	305.303	305.303	305.303
Process control instruments.....		334513-0	12/03	180.770	180.770	182.240	182.240	182.240
Secondary products and miscellaneous receipts.....		334513-SM						
Miscellaneous receipts.....		334513-M	06/83	243.489	243.489	298.173	298.173	298.173
Totalizing fluid meters and counting devices mfg.....	334514		12/85	248.637	250.419	250.951	251.325	251.325
Primary products.....		334514-P	12/85	253.598	255.539	255.807	256.220	256.220
Integrating and totalizing fluid meters, counting devices, and motor vehicle instruments.....		334514-0	12/85	253.598	255.539	255.807	256.220	256.220
Secondary products and miscellaneous receipts.....		334514-SM						
Secondary products.....		334514-S	12/85	186.398	187.856	188.790	188.790	188.790

See footnotes at end of table.

Table 11. Producer price indexes for net output of selected industries and their products, not seasonally adjusted — Continued
[August 2024]

Title ¹	Industry code	Product code	Index base	Unadjusted index ²				
				Apr. 2024	May 2024 ^P	June 2024 ^P	July 2024 ^P	Aug. 2024 ^P
Electricity and signal testing instruments mfg.	334515		12/83	183.967	185.065	185.211	187.008	187.286
Primary products.		334515-P	12/83	175.219	176.380	176.534	177.476	177.771
Test equipment for testing electrical, radio, and communication circuits, and motors.		334515-4	12/83	176.515	177.685	177.839	178.788	179.085
Secondary products and miscellaneous receipts.		334515-SM						
Analytical laboratory instrument mfg.	334516		12/85	191.619	191.873	191.672	191.684	190.747
Primary products.		334516-P	12/85	192.600	192.861	192.654	192.666	191.703
Analytical and scientific instruments, excluding optical.		334516-0	12/85	192.600	192.861	192.654	192.666	191.703
Secondary products and miscellaneous receipts.		334516-SM						
Irradiation apparatus mfg.	334517		06/90	125.126	125.126	125.126	125.126	125.190
Primary products.		334517-P	06/85	126.133	126.133	126.133	126.133	126.133
Irradiation (ionizing radiation) equipment.		334517-0	06/85	126.133	126.133	126.133	126.133	126.133
Secondary products and miscellaneous receipts.		334517-SM						
Other measuring and controlling device mfg.	334519		06/85	211.729	211.496	211.496	211.599	213.470
Primary products.		334519-P	06/85	202.578	202.343	202.343	202.447	204.004
Physical properties testing & inspection equipment and kinematic testing & measuring equipment.		334519-4	06/85	203.844	203.844	203.844	203.844	206.218
Nuclear radiation detection and monitoring instruments.		334519-5	06/85	254.629	254.629	254.629	256.003	256.003
Commercial, geophysical, meteorological, and general-purpose instruments and equipment.		334519-7	06/85	206.047	206.047	206.047	206.047	207.652
Secondary products and miscellaneous receipts.		334519-SM						
Miscellaneous receipts.		334519-M	06/85	289.773	289.773	289.773	289.773	300.364
Manufacturing and reproducing magnetic and optical media.	3346		12/03	118.424	118.876	118.876	118.876	118.876
Manufacturing and reproducing magnetic and optical media.	33461		12/03	118.424	118.876	118.876	118.876	118.876
Manufacturing and reproducing magnetic and optical media.	334610		01/19	138.762	139.291	139.291	139.291	139.291
Primary products.		334610-P	01/19	139.954	140.488	140.488	140.488	140.488
Electrical equipment and appliance mfg.	335		12/03	200.420	201.114	201.958	202.238	202.580
Electric lighting equipment mfg.	3351		12/03	155.251	156.064	156.238	156.236	156.501
Electric lighting equipment mfg.	33513		12/22	104.661	105.213	105.331	105.329	105.508
Residential electric lighting fixture mfg.	335131		12/83	248.176	249.719	249.719	249.716	249.723
Primary products.		335131-P	12/83	255.378	255.778	255.778	255.775	255.783
Residential-type electric lighting fixtures (except portable), including parts and accessories.		335131-1	12/83	231.918	232.498	232.500	232.499	232.502
Secondary products and miscellaneous receipts.		335131-SM						
Nonresidential electric lighting fixture mfg.	335132		06/81	270.997	273.483	274.081	274.074	274.977
Primary products.		335132-P	06/81	267.918	270.627	271.274	271.266	271.683
Commercial and institutional-type electric lighting fixtures, including parts and accessories.		335132-1	06/81	257.508	260.598	261.335	261.327	261.801
Industrial-type electric lighting fixtures, including parts and accessories.		335132-5	06/81	295.423	295.423	295.423	295.423	-
Secondary products and miscellaneous receipts.		335132-SM						
Other lighting equipment, including lamps and bulbs mfg.	335139		06/85	182.537	182.537	182.537	182.537	182.537
Primary products.		335139-P	12/22	104.973	104.973	104.973	104.973	104.973
Electric lamp bulb, tubes, and components.		335139-1	12/83	89.752	89.752	89.752	89.752	89.752
Outdoor lighting equipment (including parts and accessories).		335139-2	06/85	209.474	209.474	209.474	209.474	209.474
Secondary products and miscellaneous receipts.		335139-SM						
Household appliance mfg.	3352		12/84	163.766	164.001	163.178	163.329	165.091
Small electrical appliance mfg.	33521		12/03	131.553	131.625	131.465	131.424	131.423
Small electrical appliance mfg.	335210		12/11	119.552	119.618	119.473	119.436	119.435
Primary products.		335210-P	12/11	119.999	120.064	119.844	119.804	119.803
Parts and attachments for small electric household appliances, including fan parts.		335210-5	12/82	196.035	196.035	196.035	196.035	196.035
Household vacuum cleaners and other floor care machines (including parts and attachments).		335210-6	12/82	133.227	133.526	132.430	132.231	132.231
Other small electric household appliances, including fans.		335210-7	05/21	116.049	116.055	116.055	116.055	116.054
Secondary products and miscellaneous receipts.		335210-SM						
Secondary products.		335210-S	12/82	223.363	223.634	226.833	226.862	226.926
Major household appliance mfg.	33522		12/03	166.709	166.975	166.021	166.212	168.336
Major household appliance mfg.	335220		05/16	136.079	136.296	135.517	135.673	137.407
Primary products.		335220-P	05/16	135.080	135.313	134.478	134.646	136.503
Household cooking appliances.		335220-1	06/81	174.192	174.877	172.082	172.370	175.245
Electric household ranges, ovens (including microwave), surface cooking units, and equipment.		335220-11	06/81	149.866	151.188	145.880	147.477	147.751
Gas household ranges, ovens, surface cooking units, and equipment (incl. parts and accessories).		335220-13	06/81	169.605	171.289	168.770	169.157	170.352
Other household ranges and cooking equipment, including outdoor equipment.		335220-15	06/81	252.935	248.832	254.120	249.643	265.698

See footnotes at end of table.

Table 11. Producer price indexes for net output of selected industries and their products, not seasonally adjusted — Continued
 [August 2024]

Title ¹	Industry code	Product code	Index base	Unadjusted index ²				
				Apr. 2024	May 2024 ^P	June 2024 ^P	July 2024 ^P	Aug. 2024 ^P
Major household appliance mfg - Continued								
Household refrigerators and home freezers.....		335220-2	12/81	126.268	126.029	126.209	126.346	126.995
Household refrigerators, including combination refrigerator-freezers.....		335220-21	12/81	119.032	118.769	118.849	118.892	119.780
Other major household appliances.....		335220-8	12/82	312.599	313.653	314.132	314.168	319.786
Household water heaters, electric, for permanent installation.....		335220-81	12/82	581.852	581.852	581.852	581.852	581.852
Household water heaters, excluding electric.....		335220-83	12/82	579.638	579.638	579.638	579.638	579.638
Secondary products and miscellaneous receipts.....		335220-SM						
Miscellaneous receipts.....		335220-M	05/16	137.090	137.090	137.090	137.090	137.090
Electrical equipment mfg.....	3353		12/03	213.504	214.196	216.691	217.316	217.333
Electrical equipment mfg.....	33531		12/03	213.504	214.196	216.691	217.316	217.333
Electric power and specialty transformer mfg.....	335311		06/81	426.375	426.375	428.910	429.370	429.370
Primary products.....		335311-P	06/81	420.584	420.584	423.115	423.567	423.567
Secondary products and miscellaneous receipts.....		335311-SM						
Motor and generator mfg.....	335312		06/83	289.677	289.745	289.917	289.969	289.969
Primary products.....		335312-P	06/83	288.262	288.262	288.262	288.262	288.262
Parts, supplies for motors, generators, generator sets, and other rotating equipment.....		335312-C	12/87	304.633	304.633	304.633	304.633	304.633
Other motors and generators n.e.c.....		335312-F	06/06	159.363	159.363	159.363	159.363	159.363
Fractional horsepower motors (rated at less than 746 watts) (except hermetics) ..		335312-1	06/83	214.070	214.070	214.070	214.070	214.070
Integral horsepower motors & generators other than for land transport equipment (exc hermetics).....		335312-3	06/83	429.277	429.277	429.277	429.277	429.277
Secondary products and miscellaneous receipts.....		335312-SM						
Miscellaneous receipts.....		335312-M	12/86	286.356	286.356	286.356	286.160	286.160
Secondary products.....		335312-S	06/83	281.892	283.052	285.898	286.815	286.815
Switchgear and switchboard apparatus mfg.....	335313		06/85	317.606	320.530	326.514	328.301	328.301
Primary products.....		335313-P	06/85	329.673	332.861	339.382	341.329	341.329
Switchgear, excluding ducts and relays.....		335313-A	06/85	371.044	375.940	387.948	391.819	391.819
Low voltage panelboards and distribution boards, 1000 volts or less.....		335313-3	06/85	280.972	284.041	285.335	285.335	285.335
Secondary products and miscellaneous receipts.....		335313-SM						
Relay and industrial control mfg.....	335314		06/85	285.435	285.435	290.069	290.922	291.019
Primary products.....		335314-P	06/85	302.549	302.549	307.705	308.136	308.188
Specific-purpose industrial controls.....		335314-C	01/19	125.010	125.010	127.924	128.313	128.313
General-purpose industrial controls.....		335314-F	01/19	144.091	144.091	147.136	147.136	147.184
Parts for industrial controls and motor-control accessories.....		335314-7	06/90	265.929	265.929	267.621	269.667	269.667
Secondary products and miscellaneous receipts.....		335314-SM						
Miscellaneous receipts.....		335314-M	06/85	331.280	331.280	331.280	340.656	340.656
Other electrical equipment & component mfg.....	3359		12/03	226.503	227.411	228.139	228.303	228.055
Storage battery mfg.....	33591		12/03	195.764	195.587	195.837	195.941	196.463
Battery mfg.....	335910		12/84	264.672	264.432	264.769	264.910	265.615
Primary products.....		335910-P	12/84	267.273	267.020	267.247	267.393	268.112
Storage batteries.....		335910-1	12/84	267.791	267.791	267.794	268.145	268.988
Storage batteries, lead acid type, BCI dimensional size group 8D or smaller. . .		335910-11	12/84	258.865	258.865	258.870	259.391	260.644
Storage batteries, lead acid type, larger than BCI dimensional size group 8D. . .		335910-12	12/84	309.655	309.655	309.655	309.655	309.655
Secondary products and miscellaneous receipts.....		335910-SM						
Secondary products.....		335910-S	12/84	302.054	302.054	302.054	302.054	302.054
Communication & energy wire & cable mfg.....	33592		12/03	268.016	271.431	274.235	275.157	273.667
Fiber optic cable mfg.....	335921		12/03	85.739	85.739	85.859	86.131	86.131
Primary products.....		335921-P	12/03	86.149	86.149	86.245	86.524	86.524
Fiber optic cable, made from purchased fiber optic strand.....		335921-0	12/03	86.149	86.149	86.245	86.524	86.524
Secondary products and miscellaneous receipts.....		335921-SM						
Other communication and energy wire mfg.....	335929		12/03	319.936	324.870	328.829	329.946	327.790
Primary products.....		335929-P	12/03	336.981	342.140	346.415	347.691	345.527
Electronic wire and cable, made of nonferrous metals (purchased wire).....		335929-A	12/82	336.517	342.573	347.314	347.314	338.493
Other insulated wire & cable, incl control & signal, made of nonferrous metals (purchased wire).....		335929-F	12/11	154.030	155.033	158.022	160.651	160.043
Power wire and cable, made from nonferrous metals (purchased wire).....		335929-1	12/82	594.302	605.543	611.404	611.961	617.216
Secondary products and miscellaneous receipts.....		335929-SM						
Wiring device mfg.....	33593		12/03	248.852	249.589	249.509	249.332	248.744
Current-carrying wiring device mfg.....	335931		12/81	299.448	300.590	301.022	300.899	299.596
Primary products.....		335931-P	12/81	289.811	290.960	291.388	291.265	289.952
Current-carrying wiring devices n.e.c.....		335931-A	06/06	193.897	194.282	193.420	194.037	192.828
Current-carrying switches for electrical circuitry (including vehicular switches).....		335931-1	12/99	177.447	175.142	175.768	176.504	176.621
Current-carrying wire connectors for electrical circuitry.....		335931-9	12/81	253.494	261.416	265.584	261.301	259.772
Secondary products and miscellaneous receipts.....		335931-SM						
Secondary products.....		335931-S	12/81	316.508	316.508	316.737	316.737	316.855

See footnotes at end of table.

Table 11. Producer price indexes for net output of selected industries and their products, not seasonally adjusted — Continued
 [August 2024]

Title ¹	Industry code	Product code	Index base	Unadjusted index ²				
				Apr. 2024	May 2024 ^P	June 2024 ^P	July 2024 ^P	Aug. 2024 ^P
Noncurrent-carrying wiring device mfg.	335932		12/81	539.630	540.693	539.394	538.808	538.808
Primary products.		335932-P	12/81	539.364	540.593	539.220	538.451	538.632
Noncurrent-carrying electrical conduit and conduit fittings, incl. plastic conduit & fittings.		335932-4	12/81	581.608	584.517	582.927	575.508	575.508
Other noncurrent-carrying wiring devices and supplies (boxes, covers, bar hangers, etc.).		335932-6	12/81	546.933	546.979	544.149	553.496	554.217
Secondary products and miscellaneous receipts.		335932-SM						
All other electrical equipment & component mfg.	33599		12/03	170.685	170.836	171.188	171.207	171.524
Carbon and graphite product mfg.	335991		06/85	238.358	238.337	237.957	238.059	239.759
Primary products.		335991-P	06/85	252.881	252.859	252.451	252.560	254.381
Carbon and graphite products, including electrodes for electric arc furnaces.		335991-0	06/85	252.881	252.859	252.451	252.560	254.381
Secondary products and miscellaneous receipts.		335991-SM						
Miscellaneous receipts.		335991-M	10/88	149.834	149.834	149.834	-	-
Miscellaneous electrical equipment mfg.	335999		12/03	159.756	159.952	160.487	160.487	160.487
Primary products.		335999-P	12/03	156.810	156.993	157.506	157.506	157.506
Rectifying apparatus.		335999-3	12/85	218.926	221.148	221.148	221.148	221.148
All miscellaneous electrical equipment except rectifying apparatus.		335999-4	06/08	139.648	139.648	140.163	140.163	140.163
Secondary products and miscellaneous receipts.		335999-SM						
Transportation equipment manufacturing.	336		12/03	141.947	141.936	141.985	142.217	142.423
Motor vehicle manufacturing.	3361		12/03	125.169	124.928	124.813	124.927	125.060
Automobile and light truck manufacturing.	33611		12/03	122.661	122.388	122.264	122.383	122.526
Automobile, light truck and utility vehicle mfg.	336110		06/82	168.815	168.441	168.270	168.433	168.630
Primary products.		336110-P	06/82	166.601	166.228	166.059	166.221	166.408
Passenger cars and chassis.		336110-1	06/82	137.775	137.737	137.795	137.726	137.775
Trucks, truck tractors, & bus chassis 14,000 lb or less, incl. minivans & suvs.		336110-2	06/82	198.608	198.077	197.812	198.071	198.328
Secondary products and miscellaneous receipts.		336110-SM						
Heavy duty truck manufacturing.	33612		12/03	162.468	162.650	162.650	162.707	162.707
Heavy duty truck mfg.	336120		12/03	162.515	162.697	162.697	162.754	162.754
Primary products.		336120-P	12/03	163.955	164.140	164.140	164.198	164.198
Trucks, truck tractors, and bus chassis (chassis of own manufacture) 14,001 to 33,000 lbs.		336120-1	12/03	172.386	172.547	172.547	172.714	172.714
Secondary products and miscellaneous receipts.		336120-SM						
Motor vehicle body and trailer manufacturing.	3362		12/03	203.264	203.000	203.050	203.914	203.851
Motor vehicle body and trailer manufacturing.	33621		12/03	203.624	203.359	203.409	204.274	204.211
Motor vehicle body mfg.	336211		12/82	348.409	347.453	347.586	352.018	352.135
Primary products.		336211-P	12/82	343.979	342.939	343.059	347.760	347.867
Other truck and vehicle bodies, sold separately.		336211-5	12/08	156.370	155.398	155.426	159.225	159.225
Dump truck bodies, for sale separately.		336211-5A	12/08	181.332	181.332	181.504	-	-
All other truck and vehicle bodies, sold separately.		336211-5B	12/08	154.364	153.003	153.003	156.506	156.506
Buses and firefighting vehicles, complete, produced on purchased chassis.		336211-7	12/08	130.847	131.144	131.441	131.441	131.679
Other trucks and vehicles, complete, produced on purchased chassis.		336211-9	12/08	163.507	163.541	163.602	164.373	164.432
Other trucks and vehicles, complete, produced on purchased chassis, except upfitting trucks.		336211-91	09/15	150.466	150.545	150.684	152.455	152.592
Secondary products and miscellaneous receipts.		336211-SM						
Secondary products.		336211-S	12/82	298.650	298.919	299.192	299.192	299.408
Truck trailer mfg.	336212		12/79	366.843	366.671	366.410	367.826	367.123
Primary products.		336212-P	12/79	364.911	364.737	364.455	365.876	365.170
Truck trailers and chassis, axle rating 10,000 lbs or more.		336212-1	12/79	349.312	349.129	348.834	350.325	349.584
Truck trailers and chassis, axle rating less than 10,000 lbs.		336212-3	11/84	486.295	486.295	486.295	486.295	486.295
Secondary products and miscellaneous receipts.		336212-SM						
Secondary products.		336212-S1	05/21	150.672	150.731	151.704	151.867	151.843
Motor home mfg.	336213		06/84	218.672	218.672	218.672	218.672	218.672
Primary products.		336213-P	06/84	214.585	214.585	214.585	214.585	214.585
Motor homes built on purchased chassis.		336213-0	06/06	127.928	127.928	127.928	127.928	127.928
Secondary products and miscellaneous receipts.		336213-SM1						
Travel trailer and camper mfg.	336214		12/03	208.012	207.774	207.969	207.596	207.650
Primary products.		336214-P	12/03	209.620	209.399	209.580	209.232	209.282
Travel trailers.		336214-1	06/84	281.432	280.988	281.310	280.612	280.712
Conventional travel trailers.		336214-19	12/11	170.155	169.949	170.040	169.255	169.255
Automobile and light truck trailers.		336214-3	12/92	260.124	260.124	260.270	260.270	260.270
Camping trailers, campers, pick-up covers, and parts.		336214-5	06/84	350.175	350.175	350.175	350.175	350.175
Other parts and components, excluding appliances and furnishings.		336214-53	06/84	351.999	351.999	351.999	351.999	351.999
Truck campers, caps, box covers, and fold-down camping trailers.		336214-56	06/14	146.737	146.737	146.737	146.737	146.737
Secondary products and miscellaneous receipts.		336214-SM						
Secondary products.		336214-S	06/84	248.420	248.415	248.652	248.692	248.655

See footnotes at end of table.

Table 11. Producer price indexes for net output of selected industries and their products, not seasonally adjusted — Continued
 [August 2024]

Title ¹	Industry code	Product code	Index base	Unadjusted index ²				
				Apr. 2024	May 2024 ^P	June 2024 ^P	July 2024 ^P	Aug. 2024 ^P
Motor vehicle parts manufacturing.....	3363		12/03	128.370	128.243	128.350	128.530	128.631
Motor vehicle gasoline engine and parts mfg.....	33631		12/03	127.782	127.757	127.773	127.675	127.841
Motor vehicle gasoline engine and engine parts mfg.....	336310		12/03	128.271	128.246	128.262	128.163	128.330
Primary products.....		336310-P	12/03	128.000	127.960	127.973	127.875	127.941
Gasoline engines and engine parts (excluding carburetors).....		336310-2	12/03	126.654	126.611	126.409	126.302	126.374
Carburetors, pistons, piston rings, and valves.....		336310-3	12/82	204.832	204.832	208.549	208.549	208.549
Secondary products and miscellaneous receipts.....		336310-SM						
Miscellaneous receipts.....		336310-M1	09/18	121.247	121.247	121.247	121.247	121.247
Secondary products.....		336310-S	12/11	116.832	117.086	117.170	117.073	119.213
Motor vehicle electric equipment.....	33632		12/03	124.131	124.140	124.212	124.261	124.742
Motor vehicle electrical and electronic equipment mfg.....	336320		12/03	123.659	123.668	123.740	123.788	124.267
Primary products.....		336320-P	12/03	117.672	117.676	117.731	117.725	118.198
Vehicular lighting equipment.....		336320-1	12/83	140.949	140.949	141.072	140.829	143.501
Other motor vehicle electrical and electronic equipment.....		336320-2	12/03	117.357	117.362	117.403	117.450	117.450
Battery charging alternators, generators, and regulators.....		336320-23	12/82	139.511	139.580	140.068	140.712	140.712
Parts for engine electrical and electronic equipment.....		336320-2A	12/82	177.808	177.808	177.808	177.808	177.808
All other miscellaneous non-engine electrical and electronic equipment.....		336320-2D	12/03	120.037	120.037	120.037	120.037	120.037
All other miscellaneous complete engine electrical equipment, including spark plugs.....		336320-2U	12/82	133.640	133.640	133.640	133.640	133.640
Secondary products and miscellaneous receipts.....		336320-SM						
Miscellaneous receipts.....		336320-M	12/03	142.828	143.096	143.846	146.543	146.543
Secondary products.....		336320-S	12/03	132.569	132.569	132.569	—	—
Motor vehicle steering and suspension parts.....	33633		12/03	111.014	110.393	110.393	111.330	111.330
Motor vehicle steering and suspension components (except spring) manufacturing.....	336330		12/03	110.804	110.185	110.185	111.120	111.120
Primary products.....		336330-P	12/03	107.829	107.160	107.160	108.116	108.116
Motor vehicle steering and suspension components (excluding spring), new and rebuilt.....		336330-0	12/99	107.632	106.965	106.965	107.919	107.919
Secondary and miscellaneous receipts.....		336330-SM						
Motor vehicle brake system manufacturing.....	33634		12/03	141.125	141.590	141.712	140.682	140.384
Motor vehicle brake system mfg.....	336340		12/03	141.108	141.574	141.695	140.665	140.366
Primary products.....		336340-P	12/03	142.225	142.720	142.849	141.753	141.432
Motor vehicle brake parts and assemblies, new.....		336340-1	12/88	150.536	151.333	151.484	150.322	149.981
Motor vehicle drum brake assemblies and parts, new.....		336340-1E	12/05	151.372	152.247	152.466	—	—
Motor vehicle disc brake assemblies and parts, new.....		336340-1F	12/11	139.296	139.296	—	—	—
Other motor vehicle brake parts and assemblies, new.....		336340-1G	12/99	126.059	127.114	127.281	126.845	126.180
Secondary products and miscellaneous receipts.....		336340-SM						
Motor vehicle power train components mfg.....	33635		12/03	137.895	137.829	138.232	137.866	137.763
Motor vehicle transmission and power train parts manufacturing.....	336350		12/03	136.259	136.193	136.592	136.231	136.129
Primary products.....		336350-P	12/03	130.534	130.479	130.846	130.518	130.419
Motor vehicle drive train components, excluding wheels and brakes, new.....		336350-2	12/88	133.719	133.660	134.056	133.702	133.594
Motor vehicle transmissions (except auxiliary and parts), new.....		336350-20	06/12	117.945	117.945	118.679	118.107	118.083
Parts for manual and automatic transmissions, new.....		336350-23	12/88	129.961	129.987	130.006	130.010	129.979
Other motor vehicle drive train components, except wheels and brakes, new.....		336350-25	12/99	100.887	100.700	100.700	100.558	100.315
Motor vehicle drive train components, rebuilt.....		336350-3	12/03	152.582	152.582	152.595	152.595	152.595
Secondary products and miscellaneous receipts.....		336350-SM						
Secondary products.....		336350-S	12/03	141.307	140.551	142.495	140.296	140.266
Motor vehicle seating and interior trim mfg.....	33636		12/03	114.808	114.096	114.073	114.292	114.111
Motor vehicle seating and interior trim mfg.....	336360		12/03	114.737	114.024	113.999	114.216	114.036
Primary products.....		336360-P	12/03	113.242	112.602	112.685	112.925	112.814
Automobile trimmings.....		336360-1	12/03	94.458	93.216	93.216	93.652	93.652
Seats for public conveyance and aircraft.....		336360-3	12/01	118.776	118.895	119.107	119.093	118.694
Secondary products and miscellaneous receipts.....		336360-SM						
Secondary products.....		336360-S	12/03	154.651	152.812	150.435	—	—
Motor vehicle metal stamping.....	33637		12/03	130.946	130.385	130.378	130.648	130.826
Motor vehicle metal stamping.....	336370		12/82	143.417	142.802	142.794	143.091	143.285
Primary products.....		336370-P	12/82	134.382	133.772	133.772	134.031	134.232
Automotive job stampings (truck, bus, and passenger car).....		336370-0	12/82	134.382	133.772	133.772	134.031	134.232
Secondary products and miscellaneous receipts.....		336370-SM						
Secondary products.....		336370-S	12/82	142.888	142.888	142.888	143.417	143.459
Other motor vehicle parts manufacturing.....	33639		12/03	128.154	128.388	128.531	129.251	129.495
Other motor vehicle parts mfg.....	336390		12/03	130.700	130.939	131.084	131.819	132.068
Primary products.....		336390-P	12/03	128.241	128.486	128.634	129.330	129.574
Filters, new, internal combustion engines and motor vehicles.....		336390-A	12/82	191.544	192.184	—	—	—
All other motor vehicle parts and accessories, including trailer hitches.....		336390-8	12/03	118.167	118.320	118.313	119.222	119.233

See footnotes at end of table.

Table 11. Producer price indexes for net output of selected industries and their products, not seasonally adjusted — Continued
[August 2024]

Title ¹	Industry code	Product code	Index base	Unadjusted index ²				
				Apr. 2024	May 2024 ^P	June 2024 ^P	July 2024 ^P	Aug. 2024 ^P
Other motor vehicle parts mfg - Continued								
Secondary products and miscellaneous receipts.....		336390-SM						
Miscellaneous receipts.....		336390-M	12/11	115.422	—	—	—	—
Aerospace product and parts manufacturing.....	3364		06/85	276.326	276.712	277.073	277.581	278.137
Aerospace product and parts manufacturing.....	33641		06/85	276.326	276.712	277.073	277.581	278.137
Aircraft mfg.....	336411		12/85	287.528	288.007	288.264	288.809	289.333
Primary products.....		336411-P	12/85	275.501	275.987	276.246	276.795	277.323
Civilian aircraft.....		336411-3	12/85	339.988	340.842	341.297	342.144	343.072
Military aircraft.....		336411-4	06/13	112.014	112.014	—	—	—
Secondary products and miscellaneous receipts.....		336411-SM						
Secondary products.....		336411-S	12/85	497.890	497.890	497.890	497.890	497.931
Aircraft engine and engine parts mfg.....	336412		12/85	269.226	269.412	269.943	270.458	271.092
Primary products.....		336412-P	12/85	264.815	265.225	265.794	266.258	266.880
Aeronautical services on aircraft engines.....		336412-5	12/85	294.701	294.701	294.701	294.701	297.934
Aircraft engine parts and accessories.....		336412-7	12/85	278.056	279.105	279.710	280.404	280.874
Parts and accessories for military aircraft engines.....		336412-75	12/11	127.056	128.441	128.441	128.816	129.472
Parts and accessories for civilian aircraft engines.....		336412-77	12/11	124.445	124.483	124.886	125.169	125.169
Secondary products and miscellaneous receipts.....		336412-SM						
Secondary products.....		336412-S	12/85	263.372	263.409	263.447	268.609	268.637
Other aircraft parts and equipment mfg.....	336413		06/85	210.467	210.479	211.252	211.501	212.134
Primary products.....		336413-P	06/85	205.158	205.170	205.940	206.205	206.845
Aircraft propellers and helicopter rotors.....		336413-1	12/91	223.594	223.594	223.698	224.097	224.097
Aircraft parts and auxiliary equipment.....		336413-7	06/85	197.072	197.085	197.888	198.137	198.812
Aircraft landing gear for civilian and military aircraft.....		336413-72	06/08	197.275	197.515	197.515	197.515	197.515
Other aircraft subassemblies and parts for military aircraft.....		336413-73	06/08	128.121	128.121	128.237	128.361	128.361
Other aircraft subassemblies and parts for civilian aircraft.....		336413-74	06/08	116.081	116.081	116.655	116.818	117.317
Secondary products and miscellaneous receipts.....		336413-SM						
Secondary products.....		336413-S	06/85	261.547	261.464	261.996	261.394	261.366
Railroad rolling stock manufacturing.....	3365		06/84	230.592	230.592	230.592	230.572	235.691
Railroad rolling stock manufacturing.....	33651		06/84	230.671	230.671	230.671	230.651	235.772
Railroad rolling stock mfg.....	336510		06/84	230.469	230.469	230.469	230.449	235.565
Primary products.....		336510-P	06/84	237.015	237.015	237.015	236.994	241.998
Street, subway, trolley, and rapid transit cars, and railway maintenance equipment and parts.....		336510-5	06/84	196.005	196.005	196.005	195.969	200.106
Railway maintenance of way equipment & parts, parts for all railcars, & other railway vehicles.....		336510-54	06/84	196.990	196.990	196.990	196.946	201.104
Secondary products and miscellaneous receipts.....		336510-SM						
Miscellaneous receipts.....		336510-M	06/84	170.608	170.608	170.608	170.608	170.608
Secondary products.....		336510-S1	12/11	113.983	113.983	113.983	113.983	114.157
Ship and boat building.....	3366		12/84	282.845	284.446	285.047	286.291	286.134
Ship and boat building.....	33661		12/84	282.856	284.458	285.058	286.303	286.146
Ship building and repairing.....	336611		12/85	249.650	251.496	251.929	252.098	252.127
Primary products.....		336611-P	12/85	238.564	240.355	240.775	240.955	240.955
Ship repair, nonmilitary.....		336611-A	12/85	347.457	357.143	357.609	357.609	357.609
Military self-propelled ships, new construction.....		336611-5	12/85	192.518	192.880	193.084	193.370	193.370
Ship repair, military.....		336611-8	12/85	209.606	210.959	210.959	210.959	210.959
Nonmilitary self-propelled ships, new construction.....		336611-9	12/85	425.071	425.071	429.835	429.835	429.835
Secondary products and miscellaneous receipts.....		336611-SM2						
Boat building.....	336612		12/81	383.294	384.019	385.151	389.877	389.114
Primary products.....		336612-P	12/81	382.174	382.908	384.021	388.801	388.011
Outboard motorboats, including commercial and military (except sailboats and lifeboats).....		336612-1	12/81	460.035	461.074	461.824	468.159	466.981
Outboard motorboats, wood or metal, incl. comm. and military (exc. sailboats and lifeboats).....		336612-11	06/11	176.422	176.577	176.733	177.245	173.659
Outboard motorboats, plastics/fiberglass, incl. comm. and mil. (exc. sailboats and lifeboats).....		336612-14	06/11	173.634	174.153	174.505	177.901	179.100
Inboard motorboats, including commercial and military (except sailboats and lifeboats).....		336612-3	12/81	376.383	376.383	376.383	385.624	385.724
Inboard cabin cruisers, including commercial and military (except sailboats and lifeboats).....		336612-31	06/11	155.132	155.132	155.132	157.921	157.982
Other inboard motorboats, including commercial and military (except sailboats and lifeboats).....		336612-32	06/11	156.092	156.092	156.092	162.114	162.114
Inboard-outdrive boats, including commercial and military (except sailboats and lifeboats).....		336612-5	12/81	295.806	296.121	301.810	301.810	301.810
All other inboard-outdrive boats, incl. comm. and military (except sailboats and lifeboats).....		336612-52	06/11	140.958	141.119	143.110	143.110	143.110
All other boats (excluding military and commercial).....		336612-8	12/81	306.281	306.281	306.281	306.281	306.281

See footnotes at end of table.

Table 11. Producer price indexes for net output of selected industries and their products, not seasonally adjusted — Continued
 [August 2024]

Title ¹	Industry code	Product code	Index base	Unadjusted index ²				
				Apr. 2024	May 2024 ^P	June 2024 ^P	July 2024 ^P	Aug. 2024 ^P
Boat building - Continued								
Secondary products and miscellaneous receipts.....		336612-SM						
Miscellaneous receipts.....		336612-M	12/88	341.350	341.350	341.350	342.039	345.036
Other transportation equipment manufacturing.....	3369		12/03	128.358	128.353	128.329	128.446	128.410
Other transportation equipment manufacturing.....	33699		12/03	128.358	128.353	128.329	128.446	128.410
Motorcycle, bicycle, and parts mfg.....	336991		12/84	164.139	164.230	164.261	164.616	164.616
Primary products.....		336991-P	12/84	169.569	169.655	169.691	170.061	170.061
Motorcycles, including three-wheel motorbikes, motorscooters, mopeds, and parts.....		336991-3	12/84	193.730	193.730	193.730	194.178	194.178
Bicycles, including parts (excluding children's 2-wheel sidewalk cycles).....		336991-4	12/84	161.175	161.710	161.930	162.170	162.170
Cycles, all types, tubular construction.....		336991-42	12/98	133.840	134.763	134.870	135.028	135.028
Parts for bicycles, unicycles, and adult tricycles.....		336991-45	12/84	168.366	168.366	168.683	168.982	168.982
Secondary products and miscellaneous receipts.....		336991-SM						
All other transportation equipment mfg.....	336999		12/03	129.290	129.226	129.168	129.172	129.110
Primary products.....		336999-P	12/03	127.354	127.289	127.230	127.234	127.171
All-terrain vehicles and parts.....		336999-4	06/08	118.006	118.007	118.007	118.046	117.991
All other miscellaneous transportation equipment.....		336999-6	06/08	118.782	118.782	118.689	118.674	118.605
Secondary products and miscellaneous receipts.....		336999-SM						
Secondary products.....		336999-S	12/03	175.003	175.003	175.003	175.003	175.003
Furniture & related product mfg.....	337		12/84	271.373	272.347	272.857	272.748	272.954
HH & institutional furniture & kitchen cabinet mfg.....	3371		12/84	256.007	256.795	257.324	256.998	257.478
Wood kitchen cabinet & countertop mfg.....	33711		12/03	160.641	160.641	161.329	160.602	161.176
Wood kitchen cabinet and countertop mfg.....	337110		06/84	271.235	271.235	272.395	271.170	272.137
Primary products.....		337110-P	12/03	160.616	160.616	161.352	160.575	161.189
Custom wood kitchen cabinets, bathroom vanities, and related cabinet sold directly to customers.....		337110-H	03/04	148.906	148.906	149.854	148.826	148.826
Stock wood kitchen cabinets and related cabinetwork for permanent installation. . .		337110-1	06/84	246.279	246.279	248.348	246.492	248.348
Secondary products and miscellaneous receipts.....		337110-SM						
Household & institutional furniture mfg.....	33712		12/03	180.023	180.882	181.034	181.128	181.297
Upholstered household furniture mfg.....	337121		06/82	266.572	269.241	269.824	269.824	269.864
Primary products.....		337121-P	06/82	256.057	258.364	258.958	258.958	258.958
Upholstered household furniture, excl. dual-purpose sleep furniture.....		337121-1	06/82	251.630	253.518	254.217	254.217	254.217
Upholstered household sofas, davenports, settees, and loveseats, except custom.....		337121-11	06/82	250.615	251.933	252.736	252.736	252.736
Upholstered household sectional sofa pieces, except custom.....		337121-12	12/87	209.005	211.186	211.206	211.206	211.206
Upholstered household rocking chairs, including swivel rockers, except custom.....		337121-13	06/82	223.167	223.167	223.167	223.167	223.167
Other upholstered household furniture, including custom sold at retail.....		337121-15	06/05	194.848	195.241	196.727	196.727	196.727
Dual-purpose sleep furniture incl. futon, conv. sofa, jackknife & chair beds, except custom.....		337121-4	06/89	284.924	289.675	289.675	289.675	289.675
Secondary products and miscellaneous receipts.....		337121-SM						
Nonupholstered wood household furniture mfg.....	337122		12/79	340.373	340.450	338.562	339.072	340.022
Primary products.....		337122-P	12/79	359.017	359.125	359.125	359.737	360.948
Wood dining room, kitchen, outdoor, and ready-to-assemble furniture, excl. cabinets and custom.....		337122-G	12/22	103.044	104.412	104.412	104.826	105.395
Wood household den, family room, library, and living room furniture, except custom.....		337122-1	12/79	357.900	363.357	363.357	363.357	365.605
Wood bedroom furniture, including infants' and children's, except custom.....		337122-8	12/79	348.864	342.438	342.438	342.790	342.790
Secondary products and miscellaneous receipts.....		337122-SM						
Secondary products.....		337122-S	12/79	282.325	282.310	282.174	282.779	283.462
Household furniture (except wood and upholstered) mfg.....	337126		06/84	256.077	254.814	255.181	256.236	255.974
Primary products.....		337126-P	06/84	246.489	246.321	246.321	247.481	247.964
Metal dining room and kitchen furniture, incl. padded and plain chairs and stools..		337126-1	06/84	206.831	204.344	204.344	203.368	209.799
Metal outdoor and casual furniture, incl. beach, lawn, garden and porch.....		337126-3	06/84	359.169	359.169	359.169	366.035	366.035
Secondary products and miscellaneous receipts.....		337126-SM						
Secondary products.....		337126-S	06/84	308.242	296.658	301.983	301.854	291.604
Institutional furniture mfg.....	337127		12/03	211.562	211.780	212.078	211.845	212.415
Primary products.....		337127-P	12/03	213.850	214.077	214.407	214.142	214.727
Other institutional furniture.....		337127-B	12/11	159.141	158.660	159.465	158.705	160.100
School furniture (except stone and concrete), excl. library furniture.....		337127-1	12/84	384.447	384.447	384.447	384.447	384.447
Public building and related furniture, excl. bar, bowling, cafeteria, restaurant and school.....		337127-5	12/84	317.531	319.250	319.250	319.437	319.494
Public furniture (bar, bowling center, cafeteria, and restaurant).....		337127-8	12/03	196.282	196.282	196.282	196.282	196.282
Secondary products and miscellaneous receipts.....		337127-SM						
Miscellaneous receipts.....		337127-M	12/03	206.460	206.460	206.460	-	-
Secondary products.....		337127-S	12/03	178.516	178.539	177.867	178.682	179.049

See footnotes at end of table.

Table 11. Producer price indexes for net output of selected industries and their products, not seasonally adjusted — Continued
 [August 2024]

Title ¹	Industry code	Product code	Index base	Unadjusted index ²				
				Apr. 2024	May 2024 ^P	June 2024 ^P	July 2024 ^P	Aug. 2024 ^P
Office furniture (including fixtures) mfg.	3372		12/03	203.480	204.151	204.564	204.596	204.536
Office furniture (including fixtures) mfg.	33721		12/03	203.481	204.151	204.564	204.596	204.536
Wood office furniture mfg.	337211		06/85	278.355	278.903	279.323	280.399	280.399
Primary products.		337211-P	06/85	273.286	273.870	274.327	275.319	275.319
Wood office furniture panel systems, desking systems, and other wood office furniture.		337211-A	06/98	159.284	159.284	159.284	159.733	159.733
Wood office seating, including upholstered.		337211-1	06/98	196.471	196.807	196.807	197.635	197.635
Wood office desks and desk extensions.		337211-4	06/85	328.816	330.123	331.952	332.454	332.454
Wood office files, storage units, and tables.		337211-7	06/98	192.979	193.387	193.387	194.572	194.572
Secondary products and miscellaneous receipts.		337211-SM						
Secondary products.		337211-S	06/85	282.794	282.901	282.901	284.610	284.610
Custom architectural woodwork and millwork.	337212		12/03	181.383	183.536	184.159	185.340	185.340
Primary products.		337212-P	12/03	177.415	179.596	180.231	181.437	181.437
Custom architectural woodwork, millwork, and fixtures.		337212-0	12/03	177.415	179.596	180.231	181.437	181.437
Secondary products and miscellaneous receipts.		337212-SM						
Office furniture, except wood, mfg.	337214		12/79	421.794	420.907	420.164	423.175	423.156
Primary products.		337214-P	12/79	422.838	421.936	421.178	424.243	424.209
Office furniture, other types, except wood, including panel systems.		337214-A	12/79	504.782	505.743	498.472	505.425	503.892
Office seating, including upholstered, except wood.		337214-1	12/79	300.726	300.723	300.723	300.723	300.723
Office desk and desk extensions, except wood.		337214-4	12/79	510.823	511.050	510.702	511.605	511.200
Office files, storage units, and tables, except wood.		337214-7	06/95	227.792	225.174	228.850	230.519	231.626
Secondary products and miscellaneous receipts.		337214-SM						
Showcases, partitions, shelving, and lockers mfg.	337215		12/03	216.988	217.222	218.381	214.870	214.652
Primary products.		337215-P	12/03	193.032	193.270	194.705	191.327	191.069
Bookstacks and other shelving, except wood.		337215-A2	06/06	158.897	158.846	156.761	158.508	157.447
Storage racks and accessories, except wood.		337215-E	12/83	251.393	251.393	251.393	249.247	249.247
Fixtures (bank, office, and store), except wood.		337215-G	12/83	363.348	363.348	363.348	336.797	—
Secondary products and miscellaneous receipts.		337215-SM						
Other furniture related product mfg.	3379		12/03	177.810	178.873	179.110	179.040	178.923
Mattress mfg.	33791		12/03	177.612	177.666	177.992	177.896	177.735
Mattress mfg.	337910		06/83	248.854	248.930	249.387	249.252	249.027
Primary products.		337910-P	06/83	246.760	246.876	247.371	247.235	247.007
Mattress and foundation sets.		337910-E	12/03	137.312	137.312	137.001	136.795	135.873
Innerspring mattresses, excluding crib-size.		337910-1	01/04	204.414	204.460	205.509	206.623	207.317
Other mattresses, including crib, foam, waterbed mattresses and mattress inserts.		337910-4	06/83	251.187	251.231	252.819	250.970	251.000
Foundations, excl. innerspring units, hybrid-type flotation, ensembles, and adjustable units.		337910-7	12/03	197.932	198.720	197.719	196.479	196.358
Secondary products and miscellaneous receipts.		337910-SM						
Blind & shade mfg.	33792		12/03	195.081	199.184	199.184	199.184	199.184
Blind and shade mfg.	337920		06/84	296.157	302.386	302.386	302.386	302.386
Primary products.		337920-P	06/84	311.775	318.461	318.461	318.461	318.461
Other blinds and shades, including curtain and drapery fixtures, poles and rods. ...		337920-8	06/84	229.468	233.691	233.691	233.691	233.691
Secondary products and miscellaneous receipts.		337920-SM						
Miscellaneous mfg.	339		12/03	148.610	149.379	149.399	149.960	150.229
Medical equipment & supplies mfg.	3391		12/03	135.044	135.448	135.628	135.684	135.560
Medical equipment & supplies mfg.	33911		12/03	135.046	135.450	135.630	135.686	135.562
Surgical and medical instrument mfg.	339112		06/82	153.768	154.239	154.390	154.479	154.010
Primary products.		339112-P	06/82	155.042	155.536	155.686	155.780	155.288
Surgical and medical instruments.		339112-0	06/82	148.581	149.055	149.198	149.288	148.816
Surgical and orthopedic instruments.		339112-01	06/12	117.277	117.252	117.254	117.254	117.254
Surgical and medical catheters.		339112-05	06/82	118.166	118.988	118.908	120.348	120.740
Other surgical and medical apparatus and instruments, excluding parts.		339112-06	06/12	106.759	107.603	107.955	107.701	106.500
Parts for surgical and medical apparatus and instruments.		339112-09	06/12	114.901	114.874	114.870	114.870	114.870
Secondary products and miscellaneous receipts.		339112-SM						
Secondary products.		339112-S	10/82	127.852	127.845	127.844	127.836	127.822
Surgical appliance and supplies mfg.	339113		06/83	242.713	243.702	244.134	244.230	244.473
Primary products.		339113-P	06/83	248.481	249.591	250.065	250.108	250.420
Medical and surgical appliances and supplies, incl. orthopedic, prosthetic, and therapeutic.		339113-2	06/83	234.026	234.798	234.912	234.390	234.439
Artificial joints and limbs.		339113-21	06/83	—	328.745	328.284	326.900	326.900
Other orthopedic and prosthetic appliances.		339113-22	12/03	100.035	99.933	99.908	99.797	100.306
Other medical and surgical appliances and supplies.		339113-27	12/03	146.104	146.487	146.646	146.363	146.270
Hospital beds and specialized hospital furniture.		339113-4	12/11	149.003	151.021	153.108	154.100	154.545
Personal industrial and nonindustrial safety equipment and clothing.		339113-6	06/83	302.960	304.383	304.863	307.315	308.951

See footnotes at end of table.

Table 11. Producer price indexes for net output of selected industries and their products, not seasonally adjusted — Continued
[August 2024]

Title ¹	Industry code	Product code	Index base	Unadjusted index ²				
				Apr. 2024	May 2024 ^P	June 2024 ^P	July 2024 ^P	Aug. 2024 ^P
Surgical appliance and supplies mfg - Continued								
Secondary products and miscellaneous receipts.....		339113-SM						
Secondary products.....		339113-S	06/83	173.965	173.953	174.062	174.071	173.668
Dental equipment and supplies mfg.....	339114		06/85	478.137	478.212	479.614	479.604	480.449
Primary products.....		339114-P	06/85	456.418	456.765	457.927	458.134	458.748
Dental professional equipment and supplies.....		339114-1	06/97	210.109	210.223	210.648	210.681	210.776
Professional dental equipment.....		339114-11	06/85	337.270	337.325	338.395	338.399	338.519
Professional dental supplies.....		339114-12	06/85	306.089	306.485	306.397	306.537	306.735
Secondary products and miscellaneous receipts.....		339114-SM						
Miscellaneous receipts.....		339114-M	06/85	319.716	317.036	319.277	317.673	319.654
Ophthalmic goods mfg.....	339115		12/83	188.114	188.114	188.114	188.114	188.114
Primary products.....		339115-P	12/83	185.016	185.016	185.016	185.016	185.016
Ophthalmic fronts, temples, and focal and contact lenses.....		339115-9	12/11	—	—	132.040	132.040	132.040
Secondary products and miscellaneous receipts.....		339115-SM						
Other miscellaneous mfg.....	3399		12/85	223.864	225.600	225.315	227.048	228.175
Jewelry & silverware mfg.....	33991		12/85	273.760	275.047	273.739	276.816	276.988
Jewelry and silverware mfg.....	339910		12/11	129.109	129.716	129.099	130.550	130.631
Primary products.....		339910-P	12/11	129.214	129.833	129.206	130.678	130.738
Jewelry, gold and platinum.....		339910-1	12/85	285.429	288.360	284.210	287.152	287.958
Costume jewelry and novelties.....		339910-4	12/03	167.182	165.389	168.649	168.649	168.649
All other jewelry and personal goods (excluding costume).....		339910-8	12/11	123.667	124.272	124.223	124.965	124.092
Secondary products and miscellaneous receipts.....		339910-SM						
Miscellaneous receipts.....		339910-M	12/11	135.398	135.395	135.228	135.595	—
Sporting & athletic goods mfg.....	33992		12/03	142.722	142.766	142.680	142.646	142.610
Sporting and athletic goods mfg.....	339920		12/85	174.780	174.834	174.728	174.687	174.642
Primary products.....		339920-P	12/85	170.631	170.686	170.579	170.538	170.493
Other sporting and athletic goods.....		339920-A	12/85	180.444	180.444	180.444	180.444	180.444
Golf equipment, excluding apparel and shoes.....		339920-4	12/85	84.325	84.462	84.194	84.088	83.974
Playground equipment.....		339920-5	06/92	466.270	466.270	466.270	466.270	466.270
Gymnasium and exercise equipment.....		339920-7	06/92	154.297	154.297	154.297	154.297	154.297
Secondary products and miscellaneous receipts.....		339920-SM						
Secondary products.....		339920-S	12/85	261.847	261.847	261.847	261.847	261.847
Doll, toy & game mfg.....	33993		12/03	157.431	157.431	157.431	157.431	159.226
Doll, toy, and game mfg.....	339930		06/85	190.066	190.066	190.066	190.066	192.264
Primary products.....		339930-P	06/85	188.811	188.811	188.811	188.811	190.067
Models (operating & static), craft kits/supply, natural science kits, & collectors' miniatures.....		339930-6	06/85	282.581	282.581	282.581	282.581	282.581
Other nonelectronic toys, including parts.....		339930-8	06/85	196.723	196.723	196.723	196.723	196.723
Secondary products and miscellaneous receipts.....		339930-SM						
Office supplies (exc paper) mfg.....	33994		12/85	195.427	195.422	194.268	195.315	197.048
Office supplies, except paper, mfg.....	339940		12/11	133.724	133.720	132.931	133.648	134.833
Primary products.....		339940-P	12/11	129.448	129.444	128.625	129.369	130.599
Lead pencils, art goods, office supplies & small office equipment, excluding paper.....		339940-2	12/03	151.631	151.631	151.631	151.631	155.642
Marking devices.....		339940-3	12/85	191.230	191.230	191.230	191.230	191.230
Secondary products and miscellaneous receipts.....		339940-SM						
Miscellaneous receipts.....		339940-M	12/11	156.586	156.586	156.586	156.586	156.586
Secondary Products.....		339940-S	12/11	158.802	158.802	158.802	158.802	158.802
Sign mfg.....	33995		12/03	170.391	173.483	172.965	173.372	175.964
Sign mfg.....	339950		12/85	247.655	252.149	251.396	251.988	255.754
Primary products.....		339950-P	12/85	247.076	251.801	250.984	251.626	255.709
Nonelectric signs and displays, including trade show exhibits.....		339950-4	12/85	296.955	299.956	298.176	299.575	302.081
Secondary products and miscellaneous receipts.....		339950-SM						
All other misc mfg.....	33999		12/03	165.723	166.866	166.999	169.226	169.512
Gasket, packing, and sealing device mfg.....	339991		12/85	237.125	240.163	240.165	240.797	241.187
Primary products.....		339991-P	12/85	245.266	248.557	248.557	249.266	249.695
Molded packing and seals.....		339991-2	06/07	149.663	149.663	149.663	149.875	149.875
Nonmetallic gaskets and gasketing.....		339991-3	12/85	276.844	276.972	276.972	279.154	280.606
Metallic gaskets and machined seals.....		339991-7	12/85	289.428	304.179	304.179	304.179	304.179
Rotary oil seals.....		339991-9	12/90	193.757	193.757	193.757	193.757	193.757
Secondary products and miscellaneous receipts.....		339991-SM						
Miscellaneous receipts.....		339991-M	06/97	147.056	148.496	148.496	148.496	148.496
Musical instrument mfg.....	339992		06/85	291.555	293.567	293.748	293.748	294.105
Primary products.....		339992-P	06/85	292.403	294.431	294.613	294.613	294.948

See footnotes at end of table.

Table 11. Producer price indexes for net output of selected industries and their products, not seasonally adjusted — Continued
[August 2024]

Title ¹	Industry code	Product code	Index base	Unadjusted index ²				
				Apr. 2024	May 2024 ^P	June 2024 ^P	July 2024 ^P	Aug. 2024 ^P
Musical instrument mfg - Continued								
Nonelectronic pianos, organs, and nonelectronic pianos and organ parts, excluding benches.....		339992-A	12/09	167.248	176.781	176.781	—	—
Other musical instruments and parts.....		339992-7	06/85	279.484	279.484	279.680	279.680	280.041
Other electronic musical instruments, excluding electronic organs.....		339992-71	12/09	157.727	157.727	157.950	157.950	157.950
Other nonelectronic musical instruments.....		339992-72	06/99	157.872	157.872	157.872	157.872	157.872
Parts and accessories for other musical instruments, sold separately, excl. benches & cases.....		339992-73	06/85	223.796	223.796	223.796	223.796	—
Secondary products and miscellaneous receipts.....		339992-SM						
Miscellaneous receipts.....		339992-M	06/85	289.817	289.817	289.817	289.817	295.038
Fastener, button, needle, and pin mfg.....	339993		12/85	252.829	252.829	252.829	252.829	252.829
Primary products.....		339993-P	12/85	259.012	259.012	259.012	259.012	259.012
Fasteners, zippers, buttons, needles, pins, and buckles (except precious metal) ...		339993-0	12/85	259.012	259.012	259.012	259.012	259.012
Secondary products and miscellaneous receipts.....		339993-SM						
Broom, brush, and mop mfg.....	339994		12/85	217.986	217.986	218.080	222.020	221.999
Primary products.....		339994-P	12/85	220.252	220.252	220.350	224.430	224.430
Brooms, mops and dusters.....		339994-1	12/85	260.376	260.376	260.376	260.376	260.376
Brooms.....		339994-11	06/07	159.624	159.624	159.624	159.624	159.624
Mops and dusters, including refills.....		339994-13	06/07	142.316	142.316	142.316	142.316	142.316
Paint and varnish brushes, paint holders, pads, roller frames and rollers.....		339994-3	12/85	187.292	187.292	187.292	187.292	187.292
Paint and varnish brushes.....		339994-31	06/07	137.107	137.107	137.107	137.107	137.107
Paint holders, pads, roller frames and rollers.....		339994-32	06/07	113.484	113.484	113.484	113.484	113.484
Other types of brushes.....		339994-5	12/85	224.004	224.004	224.182	231.559	231.559
All other types of brushes, except personal.....		339994-52	06/07	172.556	172.556	172.779	182.064	182.064
Secondary and miscellaneous receipts.....		339994-SM						
Burial casket mfg.....	339995		12/84	477.531	477.531	477.531	477.531	477.536
Primary products.....		339995-P	12/84	478.075	478.075	478.075	478.075	478.075
Metal burial caskets and coffins, completely lined and trimmed, adult sizes only. ...		339995-1	12/84	485.210	485.210	—	—	—
Wood burial caskets and coffins, completely lined and trimmed, adult sizes only. ...		339995-4	12/84	—	—	543.908	543.908	543.908
Other burial caskets and coffins, including burial boxes and vaults (except concrete and stone).....		339995-5	12/84	—	—	374.373	374.373	—
Secondary products and miscellaneous receipts.....		339995-SM						
All other miscellaneous mfg.....	339999		12/85	212.176	213.434	213.738	218.417	218.929
Primary products.....		339999-P	12/85	224.012	225.433	225.774	231.026	231.581
Mirror and picture frames and framed pictures.....		339999-E	06/84	262.001	262.001	262.001	262.001	—
All other miscellaneous fabricated products, incl. fire extinguishers and umbrellas.....		339999-L	12/85	269.566	272.002	272.586	281.589	282.540
Candles, including tapers.....		339999-5	12/85	210.737	210.737	210.737	210.737	210.737
Secondary products and miscellaneous receipts.....		339999-SM						
Secondary products.....		339999-S	12/85	175.171	175.171	175.196	175.580	176.013
Services industries								
Merchant wholesalers, durable goods.....	423		06/04	207.509	207.130	205.638	207.563	207.794
Motor vehicle and parts merchant wholesalers.....	4231		05/19	153.734	150.839	155.898	154.438	156.491
Motor vehicle and parts merchant wholesalers.....	42310		05/19	153.744	150.843	155.904	154.437	156.502
Motor vehicle and parts merchant wholesalers.....	423100		05/19	153.711	150.822	155.880	154.424	156.469
Primary services.....		423100-P	02/09	196.249	193.346	199.618	198.550	199.676
Motor vehicle and parts wholesaler services.....		423100-1	02/09	196.249	193.346	199.618	198.550	199.676
Other receipts.....		423100-SM	05/19	170.302	150.538	159.650	142.876	173.591
Furniture and home furnishing merchant wholesalers.....	4232		05/19	143.516	141.026	129.607	140.714	141.061
Furniture and home furnishing merchant wholesalers.....	42320		05/19	143.516	141.026	129.607	140.714	141.061
Furniture and home furnishing merchant wholesalers.....	423200		05/19	143.535	141.045	129.629	140.733	141.081
Primary services.....		423200-P	02/09	157.288	154.549	141.989	154.205	154.588
Furniture and home furnishing wholesaler services.....		423200-1	02/09	157.288	154.549	141.989	154.205	154.588
Lumber and other construction materials merchant wholesalers.....	4233		05/19	135.214	133.453	138.243	138.067	138.268
Lumber and other construction materials merchant wholesalers.....	42330		05/19	135.214	133.453	138.243	138.067	138.268
Lumber and other construction materials merchant wholesalers.....	423300		05/19	135.290	133.562	138.332	138.158	138.359
Primary services.....		423300-P	02/09	143.812	141.899	147.087	146.853	147.071
Lumber and other construction material wholesaler services.....		423300-1	02/09	143.812	141.899	147.087	146.853	147.071
Other receipts.....		423300-SM	05/19	150.564	152.058	152.070	154.080	154.095
Professional and commercial equipment and supplies merchant wholesalers.....	4234		05/19	124.533	125.644	118.638	120.393	122.290
Professional and commercial equipment and supplies merchant wholesalers.....	42340		05/19	124.533	125.644	118.638	120.393	122.290
Professional and commercial equipment and supplies merchant wholesalers.....	423400		05/19	124.802	125.915	118.918	120.668	122.562
Primary services.....		423400-P	02/09	151.705	153.103	143.262	145.914	148.579

See footnotes at end of table.

Table 11. Producer price indexes for net output of selected industries and their products, not seasonally adjusted — Continued
 [August 2024]

Title ¹	Industry code	Product code	Index base	Unadjusted index ²				
				Apr. 2024	May 2024 ^P	June 2024 ^P	July 2024 ^P	Aug. 2024 ^P
Professional and commercial equipment and supplies merchant wholesalers - Continued								
Professional and commercial equipment and supplies wholesaler services.....		423400-1	02/09	151.705	153.103	143.262	145.914	148.579
Wholesaling of new and used computer equipment.....		423400-11	02/09	162.459	171.141	141.019	145.110	145.110
Wholesaling of surgical, medical, dental, and hospital equipment and supplies...		423400-12	02/09	138.059	135.468	138.990	140.827	146.675
Wholesaling of other professional equipment and supplies and all other goods...		423400-13	06/13	174.614	169.451	169.035	170.813	171.362
Other receipts.....		423400-SM	05/19	117.361	118.178	118.169	117.232	117.232
Metal and mineral (except petroleum) merchant wholesalers.....	4235		05/19	137.708	133.593	128.446	130.008	129.190
Metal and mineral (except petroleum) merchant wholesalers.....	42350		05/19	137.708	133.593	128.446	130.008	129.190
Metal and mineral (except petroleum) merchant wholesalers.....	423500		05/19	137.732	133.619	128.468	130.037	129.215
Primary services.....		423500-P	02/09	199.090	193.166	185.672	188.062	186.801
Metals and minerals wholesaler services.....		423500-1	02/09	199.090	193.166	185.672	188.062	186.801
Household appliances and electrical and electronic goods merchant wholesalers.....	4236		05/19	162.887	163.099	157.774	166.192	162.521
Household appliances and electrical and electronic goods merchant wholesalers.....	42360		05/19	162.887	163.099	157.774	166.192	162.521
Household appliances and electrical and electronic goods merchant wholesalers.....	423600		05/19	162.883	163.095	157.762	166.193	162.516
Primary services.....		423600-P	02/09	175.780	176.158	169.235	180.180	175.407
Household appliances, electrical, and electronics wholesaler services.....		423600-1	02/09	175.780	176.158	169.235	180.180	175.407
Wholesaling of household appliances and electrical and electronic goods.....		423600-11	02/09	175.115	175.509	168.232	179.577	174.651
Wholesaling of all other goods, except appliances and electrical and electronic goods.....		423600-12	05/19	142.823	142.730	146.073	144.531	144.694
Hardware, plumbing and heating equipment and supplies merchant wholesalers.....	4237		05/19	121.246	126.877	130.086	125.721	125.591
Hardware, plumbing and heating equipment and supplies merchant wholesalers.....	42370		05/19	121.246	126.877	130.086	125.721	125.591
Hardware, plumbing, and heating equipment and supplies merchant wholesalers.....	423700		05/19	120.555	126.153	129.343	125.004	124.875
Primary services.....		423700-P	02/09	138.948	145.420	149.107	144.091	143.944
Hardware, plumbing, and heating equipment and supplies wholesaler services.....		423700-1	02/09	138.948	145.420	149.107	144.091	143.944
Wholesaling of hardware, plumbing, heating, and cooling equipment and supplies.....		423700-11	05/19	137.024	145.532	149.663	144.004	144.137
Wholesaling of all other goods.....		423700-12	05/19	124.470	119.116	119.852	119.053	117.482
Machinery, equipment, and supplies merchant wholesalers.....	4238		05/19	135.055	136.560	136.118	135.902	135.783
Machinery, equipment, and supplies merchant wholesalers.....	42380		05/19	135.055	136.560	136.118	135.902	135.783
Machinery and supply merchant wholesalers.....	423800		05/19	135.419	136.915	136.468	136.249	136.128
Primary services.....		423800-P	02/09	211.247	213.217	212.381	211.977	211.726
Machinery and supply wholesaler services.....		423800-1	02/09	211.247	213.217	212.381	211.977	211.726
Wholesaling of machinery and equipment.....		423800-11	05/19	130.605	131.938	130.187	129.538	129.666
Wholesaling of parts, supplies, and all other goods.....		423800-12	05/19	151.905	153.143	154.232	154.488	153.921
Other receipts.....		423800-SM	05/19	118.274	120.582	120.598	120.589	120.666
Miscellaneous durable goods merchant wholesalers (except materials recyclers).....	4239		05/19	138.786	141.434	147.620	140.933	143.090
Miscellaneous durable goods merchant wholesalers (except materials recyclers).....	42390		05/19	138.786	141.434	147.620	140.933	143.090
Miscellaneous durable goods, except recyclable material, merchant wholesalers.....	423900		05/19	138.519	141.155	147.349	140.692	142.839
Primary services.....		423900-P	02/09	115.910	118.162	123.195	117.501	119.337
Miscellaneous durable goods wholesaler services.....		423900-1	02/09	115.910	118.162	123.195	117.501	119.337
Merchant wholesalers, nondurable goods.....	424		06/05	209.603	212.444	214.989	212.363	210.557
Paper and paper product merchant wholesalers.....	4241		01/21	157.934	157.521	155.977	155.916	155.779
Paper and paper product merchant wholesalers.....	42410		01/21	157.934	157.521	155.977	155.916	155.779
Paper and paper product merchant wholesalers.....	424100		01/21	157.758	157.344	155.796	155.734	155.597
Primary services.....		424100-P	02/09	202.326	201.785	199.757	199.676	199.496
Paper wholesaler services.....		424100-1	02/09	202.326	201.785	199.757	199.676	199.496
Wholesaling of paper and paper products.....		424100-11	02/09	200.365	199.424	196.910	197.019	196.603
Wholesaling of all other goods, except paper and paper products.....		424100-12	01/21	169.270	171.454	173.086	171.773	173.189
Drugs and druggists' sundries merchant wholesalers.....	4242		01/21	111.165	115.100	113.367	115.272	117.176
Drugs and druggists' sundries merchant wholesalers.....	42420		01/21	111.165	115.100	113.367	115.272	117.176
Drugs and druggists' sundries merchant wholesalers.....	424200		01/21	111.165	115.100	113.367	115.272	117.176
Primary products.....		424200-P	02/09	163.203	168.979	166.436	169.233	172.027
Wholesaling of pharmaceuticals.....		424200-1	02/09	165.028	171.804	168.669	175.847	177.441
Wholesaling of all other goods, except pharmaceuticals.....		424200-2	01/21	99.079	101.801	100.720	98.843	101.552
Apparel and piece goods merchant wholesalers.....	4243		01/21	96.937	97.547	98.582	98.580	98.328
Apparel and piece goods merchant wholesalers.....	42430		01/21	96.937	97.547	98.582	98.580	98.328
Apparel and piece goods merchant wholesalers.....	424300		01/21	96.936	97.547	98.582	98.580	98.328
Primary services.....		424300-P	02/09	119.804	120.559	121.841	121.840	121.528
Apparel wholesaler services.....		424300-1	02/09	119.804	120.559	121.841	121.840	121.528

See footnotes at end of table.

Table 11. Producer price indexes for net output of selected industries and their products, not seasonally adjusted — Continued
 [August 2024]

Title ¹	Industry code	Product code	Index base	Unadjusted index ²				
				Apr. 2024	May 2024 ^P	June 2024 ^P	July 2024 ^P	Aug. 2024 ^P
Apparel and piece goods merchant wholesalers - Continued								
Wholesaling of apparel.....		424300-11	02/09	126.233	127.162	129.558	128.037	125.760
Wholesaling of footwear, accessories, and all other goods, except apparel.....		424300-12	01/21	89.671	89.955	88.732	91.904	95.737
Grocery and related product merchant wholesalers.....	4244		01/21	137.835	136.941	138.874	136.110	135.720
Grocery and related product merchant wholesalers.....	42440		01/21	137.835	136.941	138.874	136.110	135.720
Grocery and related product merchant wholesalers.....	424400		01/21	137.841	136.947	138.881	136.116	135.725
Primary services.....		424400-P	02/09	150.117	149.140	151.262	148.232	147.803
Grocery and related product wholesaler services.....		424400-1	02/09	150.117	149.140	151.262	148.232	147.803
Wholesaling of fresh meat, seafood, dairy, and fruits and vegetables.....		424400-11	06/13	131.476	133.368	133.565	137.554	133.703
Wholesaling of packaged frozen and canned foods.....		424400-12	06/13	183.289	180.107	177.623	176.957	178.398
Wholesaling of baked goods, non-alcoholic beverages, and all other groceries.....		424400-13	06/13	177.816	174.701	182.476	170.208	171.107
Wholesaling of all other goods, except groceries.....		424400-14	01/21	227.000	228.816	229.926	228.563	229.901
Farm product raw material merchant wholesalers.....	4245		01/21	95.190	98.416	112.467	90.714	80.002
Farm product raw material merchant wholesalers.....	42450		01/21	95.190	98.416	112.467	90.714	80.002
Farm product raw material merchant wholesalers.....	424500		01/21	95.190	98.416	112.467	90.714	80.002
Primary services.....		424500-P	01/21	94.083	97.467	112.986	90.004	78.709
Farm product raw material wholesaler services.....		424500-1	01/21	94.083	97.467	112.986	90.004	78.709
Wholesaling of grain and field beans.....		424500-11	01/21	76.782	82.057	105.545	74.431	-
Wholesaling of all other goods.....		424500-13	12/22	109.003	108.714	109.992	102.454	98.127
Chemicals and allied products merchant wholesalers.....	4246		01/21	119.776	118.373	119.068	122.194	122.310
Chemicals and allied products merchant wholesalers.....	42460		01/21	119.776	118.373	119.068	122.194	122.310
Chemicals and allied products merchant wholesalers.....	424600		01/21	119.775	118.369	119.080	122.203	122.321
Primary services.....		424600-P	02/09	137.775	136.080	137.397	140.872	141.074
Wholesaling of chemicals, plastics, and allied products.....		424600-1	02/09	138.493	136.426	138.608	143.301	143.544
Wholesaling of all other goods, except chemicals, plastics, and allied products.....		424600-2	01/21	126.827	126.817	124.173	121.980	121.980
Petroleum and petroleum products merchant wholesalers.....	4247		01/21	131.098	133.397	135.789	132.424	130.780
Petroleum and petroleum products merchant wholesalers.....	42470		01/21	131.098	133.397	135.789	132.424	130.780
Petroleum and petroleum products merchant wholesalers.....	424700		01/21	131.099	133.399	135.788	132.429	130.786
Primary services.....		424700-P	02/09	159.839	162.631	165.578	161.410	159.390
Wholesaling of petroleum products.....		424700-1	02/09	160.684	163.753	166.729	162.635	160.586
Wholesaling of all other goods, except petroleum products.....		424700-2	01/21	107.634	102.149	103.749	98.451	97.575
Other receipts.....		424700-SM	01/21	131.962	135.424	134.617	138.173	138.182
Beer, wine, and distilled alcoholic beverage merchant wholesalers.....	4248		01/21	129.003	128.046	127.570	128.665	128.227
Beer, wine, and distilled alcoholic beverage merchant wholesalers.....	42480		01/21	129.003	128.046	127.570	128.665	128.227
Beer, wine, and distilled alcoholic beverage merchant wholesalers.....	424800		01/21	129.003	128.046	127.570	128.665	128.226
Primary services.....		424800-P	02/09	162.907	161.699	161.098	162.481	161.927
Alcoholic beverage wholesaler services.....		424800-1	02/09	162.907	161.699	161.098	162.481	161.927
Wholesaling of beer, wine, and distilled alcoholic beverages.....		424800-11	02/09	163.462	162.237	161.633	162.964	162.433
Wholesaling of all other goods, except alcoholic beverages.....		424800-12	01/21	113.075	112.598	112.192	114.839	113.716
Miscellaneous nondurable goods merchant wholesalers.....	4249		01/21	154.411	160.868	165.220	165.715	158.675
Miscellaneous nondurable goods merchant wholesalers.....	42490		01/21	154.411	160.868	165.220	165.715	158.675
Miscellaneous nondurable goods merchant wholesalers.....	424900		01/21	154.413	160.869	165.221	165.716	158.677
Primary services.....		424900-P	02/09	221.872	231.266	237.598	238.318	228.075
Miscellaneous nondurable good wholesaler services.....		424900-1	02/09	221.872	231.266	237.598	238.318	228.075
Material recyclers.....	429930		12/86	416.973	419.960	413.466	423.553	416.650
Primary products.....		429930-P	12/86	419.018	422.374	414.592	420.638	413.898
Ferrous metal scrap.....		429930-1	12/86	476.417	474.868	457.447	470.830	469.101
Carbon steel scrap.....		429930-11	12/86	494.292	491.611	473.724	489.885	489.885
Heavy melting scrap.....		429930-111	12/86	524.199	517.251	498.258	498.258	498.258
Carbon steel scrap bundles.....		429930-112	12/86	493.352	493.352	463.868	473.353	473.353
Shredded carbon steel scrap.....		429930-113	12/86	337.946	333.442	321.358	322.142	322.142
Cut plate and structural scrap.....		429930-114	12/86	498.252	508.930	494.750	498.414	498.414
Stainless and alloy steel scrap.....		429930-12	12/86	632.568	645.827	614.479	600.078	571.962
Cast iron scrap.....		429930-13	12/86	-	-	-	-	-
Nonferrous metal scrap.....		429930-2	12/86	523.572	568.115	569.767	568.590	526.757
Copper base scrap.....		429930-21	12/86	719.217	789.493	743.640	765.411	688.066
No 1 copper wire, heavy.....		429930-211	12/86	569.077	627.904	583.846	606.342	531.916
No 2 copper wire, mixed.....		429930-212	12/86	935.682	1,036.993	961.487	1,000.281	888.948
Yellow brass scrap.....		429930-213	12/86	713.236	764.043	758.659	753.275	-
Used beverage can scrap.....		429930-223	12/86	221.944	243.578	249.608	251.191	241.916
Other nonferrous scrap (including lead, zinc and precious metals).....		429930-23	12/86	2,157.397	2,135.683	2,114.131	2,124.953	2,076.485
Recyclable paper.....		429930-3	12/86	196.476	200.762	202.253	202.511	-

See footnotes at end of table.

Table 11. Producer price indexes for net output of selected industries and their products, not seasonally adjusted — Continued
[August 2024]

Title ¹	Industry code	Product code	Index base	Unadjusted index ²				
				Apr. 2024	May 2024 ^P	June 2024 ^P	July 2024 ^P	Aug. 2024 ^P
Material recyclers - Continued								
News and other low grade recyclable paper.....		429930-31	12/86	153.742	153.742	153.742	153.742	—
Corrugated recyclable paper.....		429930-33	12/86	133.663	136.870	138.335	138.335	—
High grade recyclable paper (including pulp substitutes and deinking).....		429930-34	12/86	232.561	238.072	238.275	239.559	—
Recyclable materials, excluding metals and paper.....		429930-4	12/86	149.231	146.441	163.538	147.265	147.265
Recyclable plastics.....		429930-42	06/96	92.719	82.179	78.025	85.154	—
Other receipts.....		429930-SM1						
Motor vehicle and parts dealers.....	441		12/03	160.900	162.451	162.398	159.080	157.985
Automobile dealers.....	4411		12/03	143.421	145.028	143.395	139.448	137.946
New car dealers.....	44111		12/99	158.302	160.077	158.274	153.917	152.258
New car dealers.....	441110		12/99	153.073	155.145	153.087	148.514	146.674
Primary services.....		441110-P	12/99	136.933	139.553	137.031	132.162	130.005
Vehicle sales.....		441110-1	12/99	87.253	89.600	87.125	82.014	79.761
New vehicle sales.....		441110-101	12/99	112.519	114.398	113.339	105.530	102.011
Used vehicle sales.....		441110-102	12/99	93.583	100.361	89.338	88.653	88.653
Service labor and parts.....		441110-2	12/99	259.121	260.339	260.253	261.881	262.541
Other receipts.....		441110-SM	12/99	276.962	275.630	276.339	273.135	273.135
Recreational vehicle dealers.....	44121		06/01	152.805	182.066	159.433	182.308	184.589
Recreational vehicle dealers.....	441210		06/01	152.805	182.066	159.433	182.308	184.589
Primary services.....		441210-P	06/01	152.654	183.985	158.576	184.715	187.158
Recreational vehicle dealer services.....		441210-1	06/01	152.654	183.985	158.576	184.715	187.158
Boat dealers.....	441222		06/01	198.701	182.370	198.997	169.118	169.118
Primary services.....		441222-P	06/01	195.176	177.445	195.202	163.293	163.293
Boat dealer services.....		441222-1	06/01	195.176	177.445	195.202	163.293	163.293
Automotive parts, accessories and tire retailers.....	4413		12/01	240.771	240.129	247.165	248.193	247.932
Automotive parts and accessories retailers.....	44133		12/03	273.835	272.505	275.030	275.030	274.443
Automotive parts and accessories retailers.....	441330		12/03	273.835	272.505	275.030	275.030	274.443
Primary services.....		441330-P	12/03	273.839	272.509	275.035	275.035	274.447
Automotive parts and accessories store services, in-store retailing.....		441330-A	12/03	273.839	272.509	275.035	275.035	274.447
Tire dealers.....	44134		12/03	164.769	165.114	176.670	178.813	178.990
Tire dealers.....	441340		12/03	164.769	165.114	176.670	178.813	178.990
Primary services.....		441340-P	12/03	164.925	165.270	176.837	178.981	179.159
Tire dealer services, in-store retailing.....		441340-A	12/03	164.925	165.270	176.837	178.981	179.159
Building material & garden supply retailers.....	444		12/03	213.376	208.251	209.118	207.929	210.182
Building material and supplies dealers.....	4441		12/03	219.186	212.636	213.347	212.398	212.617
Building material and supplies dealers.....	44410		12/03	219.189	212.640	213.351	212.402	212.621
Building materials and supplies dealers.....	444100		05/19	145.908	141.549	142.022	141.390	141.536
Primary services.....		444100-P	05/19	145.705	141.351	141.824	141.193	141.339
Building materials and supplies dealer services, in-store retailing.....		444100-A	05/19	132.225	126.758	127.432	126.533	126.727
Retailing of building materials, paint, and hardware.....		444100-A1	05/19	131.151	124.149	125.143	123.761	123.953
Retailing of all other goods.....		444100-A2	05/19	136.201	136.488	135.936	136.881	137.088
Lawn and garden equip and supplies retailers.....	4442		12/03	187.209	188.396	189.956	187.699	199.020
Nursery, garden, and farm supply retailers.....	44424		12/03	187.210	188.397	189.957	187.700	199.021
Nursery, garden, and farm supply retailers.....	444240		12/02	200.444	201.715	203.385	200.968	213.089
Primary services.....		444240-P	12/02	200.531	201.803	203.473	201.056	213.182
Nursery, garden center, and farm supply store services, in-store retailing.....		444240-A	12/02	200.531	201.803	203.473	201.056	213.182
Food and beverage retailers.....	445		12/99	270.451	272.864	271.628	266.040	265.654
Grocery retailers.....	4451		12/03	233.528	236.352	236.109	230.709	230.055
Grocery (except convenience) retailers.....	44511		12/03	233.528	236.352	236.109	230.709	230.055
Supermarkets and other grocery stores.....	445110		12/99	278.678	282.048	281.758	275.314	274.533
Primary services.....		445110-P	12/99	278.532	281.900	281.611	275.170	274.390
Supermarket and other grocery store services.....		445110-3	12/99	275.893	279.229	278.942	272.563	271.789
Retailing of food and beverage products.....		445110-32	01/17	144.452	146.208	145.979	142.452	142.177
Retailing of fresh meats.....		445110-321	12/99	372.517	373.227	374.770	358.793	353.647
Retailing of fresh fruits and vegetables.....		445110-322	12/99	249.191	251.271	251.628	247.507	257.865
Retailing of bakery products.....		445110-323	12/99	231.581	246.319	244.299	239.870	240.494
Retailing of dairy products.....		445110-324	12/99	213.229	219.081	206.848	205.380	206.838
Retailing of deli products.....		445110-325	12/99	176.364	177.353	175.427	175.837	172.775
Retailing of frozen food products.....		445110-326	12/99	146.069	152.662	148.550	149.831	156.628
Retailing of alcoholic beverages.....		445110-327	01/17	154.285	155.633	151.556	144.359	148.075

See footnotes at end of table.

Table 11. Producer price indexes for net output of selected industries and their products, not seasonally adjusted — Continued
 [August 2024]

Title ¹	Industry code	Product code	Index base	Unadjusted index ²				
				Apr. 2024	May 2024 ^P	June 2024 ^P	July 2024 ^P	Aug. 2024 ^P
Supermarkets and other grocery stores - Continued								
Retailing of all other food and beverage products.....		445110-328	12/99	304.448	306.688	311.780	301.959	295.869
Retailing of nonfood products.....		445110-33	01/17	142.759	144.438	144.690	142.337	141.279
Retailing of cleaning and paper products.....		445110-331	01/17	153.239	154.985	155.040	157.136	151.784
Retailing of health and beauty products.....		445110-332	12/99	291.260	291.270	288.314	285.778	289.006
Retailing of all other nonfood products.....		445110-333	01/17	134.959	138.358	140.509	135.315	133.096
Specialty food retailers.....	4452		12/03	272.012	271.418	255.422	253.779	257.297
Specialty food retailers.....	445200		12/03	272.009	271.414	255.417	253.774	257.292
Primary services.....		445200-P	12/03	272.400	271.802	255.713	254.061	257.599
Specialty food retailer services, in-store retailing.....		445200-A	12/03	272.400	271.802	255.713	254.061	257.599
Beer, wine, and liquor retailers.....	4453		06/00	146.423	144.561	144.271	143.183	143.473
Beer, wine, and liquor retailers.....	44532		06/00	146.423	144.561	144.270	143.182	143.473
Beer, wine, and liquor retailers.....	445320		06/00	146.423	144.561	144.271	143.182	143.473
Primary services.....		445320-P	06/00	146.475	144.613	144.322	143.234	143.525
Beer, wine, and liquor retailer services, in-store retailing.....		445320-A	06/00	146.475	144.613	144.322	143.234	143.525
Retailing of beer, wine, and liquor.....		445320-A1	06/14	109.685	107.737	107.492	106.387	106.602
Retailing of all other goods and sales of prepared foods.....		445320-A2	06/14	176.119	178.529	178.409	179.511	179.882
Furniture, home furnishings, electronics, and appliance retailers.....	449		12/22	103.018	103.113	103.232	103.985	103.733
Furniture and Home Furnishings Retailers.....	4491		12/22	103.916	103.905	104.380	103.954	103.708
Furniture retailers.....	44911		12/03	191.178	190.306	189.939	188.777	188.536
Furniture retailers.....	449110		06/03	193.790	192.894	192.522	191.345	191.100
Primary services.....		449110-P	06/03	196.874	195.878	195.391	194.166	193.846
Furniture retailer services, in-store retailing.....		449110-A	06/03	196.874	195.878	195.391	194.166	193.846
Other receipts.....		449110-SM	12/22	97.702	98.425	99.563	99.322	100.076
Floor covering retailers.....	44912		12/03	225.869	228.676	233.949	234.315	233.058
Floor covering retailers.....	449121		06/03	229.189	232.038	237.388	237.760	236.484
Primary services.....		449121-P	06/03	229.189	232.038	237.388	237.760	236.484
Floor covering retailer services, in-store retailing.....		449121-A	06/03	229.189	232.038	237.388	237.760	236.484
Electronics and appliance retailers.....	4492		12/03	84.083	84.326	83.878	86.313	86.095
Electronics and appliance retailers.....	44921		12/03	84.122	84.364	83.916	86.353	86.134
Electronics and appliance retailers.....	449210		12/11	94.272	94.544	94.042	96.773	96.528
Primary products.....		449210-P	12/11	94.192	94.464	93.962	96.691	96.446
Electronics and appliance retailers services, in-store retailing.....		449210-A	12/11	101.868	102.725	102.582	105.892	105.863
Retailing of entertainment and communication products.....		449210-A1	12/11	92.856	92.892	93.245	95.247	95.397
Retailing of computers, hardware, software, and supplies.....		449210-A2	06/03	54.786	54.772	54.756	57.206	56.390
Retailing of major household appliances.....		449210-A3	05/19	110.324	119.678	118.303	116.577	116.577
Retailing of all other goods.....		449210-A4	12/11	105.937	110.393	108.867	112.374	114.892
Electronic and appliance retailers services, online retailing.....		449210-B	12/22	87.899	87.121	85.914	87.798	87.134
General merchandise retailers.....	455		12/03	159.842	160.803	160.550	158.294	156.607
Department stores.....	4551		12/03	163.739	168.835	167.211	161.459	153.590
Department stores.....	45511		12/03	163.739	168.835	167.211	161.459	153.590
Department stores.....	455110		12/17	138.722	143.039	141.663	136.791	130.124
Primary services.....		455110-P	12/17	140.534	144.908	143.514	138.578	131.824
Department store services, in-store retailing.....		455110-A	12/17	138.573	144.510	142.825	142.297	127.468
Retailing of apparel.....		455110-A1	12/17	144.071	138.536	131.411	130.960	130.621
Retailing of all other goods.....		455110-A2	12/17	135.319	148.502	150.579	149.998	125.165
Department store services, online retailing.....		455110-B	12/22	118.033	118.840	118.208	106.552	115.023
Other general merchandise retailers.....	4552		12/03	157.030	157.304	157.274	155.609	154.935
Other general merchandise retailers.....	45521		12/03	157.068	157.343	157.312	155.647	154.972
Warehouse clubs, supercenters, and other general merchandise retailers.....	455210		12/03	157.089	157.364	157.334	155.669	154.994
Primary services.....		455210-P	12/03	155.319	155.591	155.561	153.910	153.241
Warehouse clubs, supercenters, and other general merch. retailer services, in-store retailing.....		455210-A	12/03	160.812	161.353	161.288	157.712	156.263
Warehouse clubs and supercenters.....		455210-A1	12/03	151.325	151.901	151.807	148.105	146.566
All other general merchandise stores.....		455210-A2	12/03	160.502	160.452	160.671	160.069	160.155
Health and personal care retailers.....	456		12/03	144.425	143.670	144.134	144.251	141.972
Health and personal care retailers.....	4561		12/03	144.501	143.745	144.209	144.327	142.046
Pharmacies and drug retailers.....	45611		06/00	165.793	164.794	166.061	166.752	163.707
Pharmacies and drug retailers.....	456110		06/00	165.793	164.794	166.060	166.752	163.706
Primary services.....		456110-P	06/00	165.645	164.646	165.912	166.603	163.560

See footnotes at end of table.

Table 11. Producer price indexes for net output of selected industries and their products, not seasonally adjusted — Continued
[August 2024]

Title ¹	Industry code	Product code	Index base	Unadjusted index ²				
				Apr. 2024	May 2024 ^P	June 2024 ^P	July 2024 ^P	Aug. 2024 ^P
Pharmacies and drug retailers - Continued								
Pharmacy and drug retailer services, in-store retailing.....		456110-A	06/00	158.996	157.391	159.341	160.406	155.716
Retailing of prescription drugs.....		456110-A1	06/00	172.407	170.464	171.241	172.883	163.939
Retailing of over-the-counter drugs and all other goods.....		456110-A2	06/00	187.312	185.936	191.679	191.678	196.084
Retailing of over-the-counter drugs.....		456110-A21	06/00	161.445	153.663	153.459	153.457	153.448
Retailing of all other goods.....		456110-A22	06/00	193.758	195.085	203.190	203.188	209.343
Optical goods retailers.....	45613		12/03	133.346	133.225	130.265	126.946	126.946
Optical goods retailers.....	456130		06/00	136.179	136.059	133.113	129.810	129.810
Primary services.....		456130-P	06/00	136.434	136.299	132.956	129.208	129.208
Optical goods retailer services, in-store retailing.....		456130-A	06/00	136.434	136.299	132.956	129.208	129.208
Food (health) supplement retailers.....	456191		12/99	254.961	255.371	247.059	243.050	243.963
Primary services.....		456191-P	12/99	255.013	255.423	247.109	243.100	244.013
Food (health) supplement store services, in-store retailing.....		456191-A	12/99	255.013	255.423	247.109	243.100	244.013
Gasoline Stations and Fuel Dealers.....	457		12/22	83.720	92.152	94.383	90.831	100.122
Gasoline stations.....	4571		06/01	154.780	173.004	179.808	171.956	192.489
Gasoline stations.....	45710		06/01	154.780	173.004	179.808	171.956	192.489
Gasoline stations.....	457100		05/19	137.585	153.799	159.853	152.865	171.138
Primary products.....		457100-P	05/19	139.559	156.415	162.772	155.405	174.630
Gasoline station services.....		457100-1	05/19	139.559	156.415	162.772	155.405	174.630
Retailing of automotive fuels and lubricants.....		457100-11	05/19	149.732	176.322	187.935	173.859	208.852
Retailing of all other goods, sales of prepared foods, and repair services.....		457100-12	12/12	137.010	140.313	139.147	141.453	138.126
Fuel dealers.....	4572		06/00	299.612	305.058	285.712	286.045	285.215
Fuel dealers.....	45721		06/00	299.612	305.058	285.712	286.045	285.215
Fuel dealers.....	457210		06/00	299.603	305.049	285.704	286.037	285.207
Primary services.....		457210-P	06/00	312.128	317.844	297.525	297.732	296.854
Fuel Dealer Services.....		457210-1	06/00	312.128	317.844	297.525	297.732	296.854
Clothing and clothing accessories retailers.....	458		12/03	156.854	154.119	149.406	140.004	142.976
Clothing retailers.....	4581		12/03	148.395	149.089	142.992	130.830	136.007
Clothing retailers.....	45811		12/03	148.395	149.089	142.992	130.830	136.007
Clothing and clothing accessories retailers.....	458110		05/15	119.748	120.307	115.387	105.573	109.751
Primary services.....		458110-P	05/15	119.748	120.307	115.387	105.573	109.751
Clothing and clothing accessories retailer services, in-store retailing.....		458110-A	05/15	116.898	117.304	113.252	103.812	106.743
Retailing of apparel.....		458110-A1	05/15	118.792	116.822	114.308	105.542	107.915
Retailing of men's apparel.....		458110-A11	05/15	127.172	131.452	122.887	124.297	121.160
Retailing of women's apparel.....		458110-A12	05/15	115.688	111.527	110.705	98.062	101.868
Retailing of children's apparel.....		458110-A13	05/15	121.268	117.157	118.589	107.901	114.556
Retailing of all other goods.....		458110-A2	05/15	112.694	119.243	110.913	99.557	104.048
Shoe retailers.....	4582		12/03	142.165	129.942	125.350	119.382	117.568
Shoe retailers.....	45821		12/03	142.165	129.942	125.350	119.382	117.568
Shoe retailers.....	458210		06/02	145.032	132.563	127.878	121.790	119.939
Primary services.....		458210-P	06/02	145.032	132.563	127.878	121.790	119.939
Shoe retailer services, in-store retailing.....		458210-A	06/02	145.032	132.563	127.878	121.790	119.939
Jewelry retailers.....	4583		12/03	207.320	202.357	204.182	202.771	202.967
Jewelry retailers.....	45831		12/03	210.997	205.946	207.804	206.368	206.567
Jewelry retailers.....	458310		06/00	229.228	223.741	225.759	224.198	224.415
Primary services.....		458310-P	06/00	229.643	224.146	226.167	224.604	224.821
Jewelry retailer services, in-store retailing.....		458310-A	06/00	239.100	232.216	234.778	232.797	233.072
Sporting goods and hobby retailers.....	4591		12/03	125.118	134.717	129.090	133.281	136.896
Sporting goods retailers.....	45911		12/03	156.227	172.515	162.530	169.992	175.866
Sporting goods retailers.....	459110		06/00	162.993	179.981	169.564	177.350	183.478
Primary services.....		459110-P	06/00	164.162	181.623	170.918	178.919	185.213
Sporting goods store services, in-store retailing.....		459110-A	06/00	157.568	180.898	166.384	177.231	184.937
Retailing of sporting goods.....		459110-A1	12/13	127.968	132.985	124.519	126.408	129.226
Hobby, toy, and game retailers.....	45912		12/03	84.841	85.237	85.627	85.299	85.818
Hobby, toy, and game retailers.....	459120		06/00	85.922	86.323	86.718	86.386	86.912
Primary services.....		459120-P	06/00	85.862	86.264	86.658	86.327	86.852
Hobby, toy, and game store services, in-store retailing.....		459120-A	06/00	83.318	83.318	83.310	83.197	83.197
Retailing of hobby and craft goods, toys, and games (including video games) ..		459120-A1	12/13	85.603	85.603	85.589	85.401	85.401
Retailing of all other goods.....		459120-A2	12/13	69.298	69.298	69.298	69.298	69.298

See footnotes at end of table.

Table 11. Producer price indexes for net output of selected industries and their products, not seasonally adjusted — Continued
 [August 2024]

Title ¹	Industry code	Product code	Index base	Unadjusted index ²				
				Apr. 2024	May 2024 ^P	June 2024 ^P	July 2024 ^P	Aug. 2024 ^P
Book retailers and news dealers.....	4592		12/03	135.172	133.949	136.048	135.057	134.886
Book retailers and news dealers.....	45921		12/03	148.974	147.626	149.939	148.847	148.658
Book retailers and news dealers.....	459210		06/00	185.262	183.585	186.463	185.105	184.869
Primary services.....		459210-P	06/00	185.145	183.466	186.347	184.987	184.752
Book retailer and news dealer services, in-store retailing.....		459210-A	06/00	188.350	186.082	189.978	188.139	187.821
Retailing of books.....		459210-A1	06/14	133.811	131.587	135.251	133.456	133.456
Retailing of all other goods.....		459210-A2	06/14	109.860	109.860	110.164	110.164	109.483
Office supplies, stationery, and gift retailers.....	4594		12/03	160.890	162.342	162.398	159.833	159.833
Office supplies, stationery, and gift retailers.....	45940		12/03	160.890	162.342	162.398	159.833	159.833
Office supplies, stationery, and gift retailers.....	459400		05/19	110.176	111.171	111.209	109.453	109.453
Primary services.....		459400-P	05/19	110.176	111.171	111.209	109.453	109.453
Office supplies, stationery, and gift retailer services, in-store retailing.....		459400-A	05/19	123.355	124.964	125.031	122.018	122.018
Air transportation.....	481		12/92	272.127	258.641	270.649	266.244	258.715
Scheduled air transportation.....	4811		12/89	333.717	315.421	331.758	325.821	315.559
Scheduled air transportation.....	48111		12/89	333.717	315.421	331.758	325.821	315.559
Scheduled passenger air transportation.....	481111		12/89	340.919	321.663	338.874	332.636	322.048
Primary services.....		481111-P	12/89	372.288	351.260	370.054	363.243	351.680
Domestic.....		481111-1	12/89	399.883	385.708	388.776	380.988	374.091
Domestic first class, including business.....		481111-101	12/99	196.334	198.044	185.813	170.413	169.668
Domestic coach.....		481111-102	12/99	228.792	219.809	222.951	219.663	215.450
International.....		481111-2	12/89	268.484	237.919	282.773	278.723	260.288
International first class, including business.....		481111-201	09/18	107.520	94.264	106.328	94.603	91.774
International coach.....		481111-202	12/89	272.512	241.770	288.939	287.640	267.661
Scheduled freight air transportation.....	481112		12/03	166.854	165.533	166.649	165.932	162.100
Primary services.....		481112-P	12/87	155.800	155.159	157.319	155.629	155.054
Scheduled freight air transportation services.....		481112-1	12/87	162.983	162.389	165.060	163.007	162.514
Domestic scheduled freight air transportation services.....		481112-101	12/14	113.869	113.972	115.883	112.721	110.624
International scheduled freight air transportation services.....		481112-102	12/14	65.730	65.233	66.289	66.272	66.897
Scheduled mail air transportation services.....		481112-2	12/87	133.313	131.712	127.774	130.331	128.319
Nonscheduled air transportation.....	4812		12/96	211.353	210.999	211.160	210.789	210.785
Nonscheduled air transportation.....	48121		12/96	211.353	210.999	211.160	210.789	210.785
Nonscheduled air passenger chartering.....	481211		06/92	216.874	216.763	216.790	216.738	216.738
Primary services.....		481211-P	12/00	174.922	174.822	174.846	174.800	174.800
Domestic nonscheduled air passenger services.....		481211-1	06/08	126.075	125.987	126.009	125.967	125.967
International nonscheduled air passenger services.....		481211-2	06/08	118.521	118.521	118.521	118.521	118.521
Nonscheduled air freight chartering.....	481212		06/08	151.039	150.339	150.686	149.855	149.846
Primary services.....		481212-P	06/08	148.490	147.775	148.090	147.243	147.243
Domestic nonscheduled air freight services.....		481212-1	06/08	197.533	197.533	197.533	196.297	196.297
International nonscheduled air freight services.....		481212-2	06/08	112.720	111.206	111.838	111.296	111.296
Other receipts.....		481212-SM	06/08	—	179.588	180.854	180.854	—
Rail transportation.....	482		12/96	235.537	235.927	235.823	237.160	237.008
Rail transportation.....	4821		12/96	235.537	235.927	235.823	237.160	237.008
Rail transportation.....	48211		12/96	235.537	235.927	235.823	237.160	237.008
Line-haul railroads.....	482111		12/84	262.277	263.162	263.046	264.537	264.368
Primary services.....		482111-P	12/84	262.727	263.162	263.046	264.537	264.368
Freight rail transportation.....		482111-4	05/15	131.442	131.666	131.607	132.374	132.286
Carload freight rail transportation.....		482111-411	12/96	242.977	243.041	243.083	244.280	244.361
Intermodal freight rail transportation.....		482111-412	12/96	204.587	206.228	205.571	207.581	206.553
Passenger rail transportation.....		482111-5	12/96	181.801	181.801	181.801	181.801	181.801
Coach service class.....		482111-506	06/05	164.929	164.929	164.929	164.929	164.929
All other service classes.....		482111-507	06/05	157.022	157.022	157.022	157.022	157.022
Water transportation.....	483		12/03	197.561	196.082	194.936	195.520	195.517
Deep sea freight transportation.....	483111		06/88	400.708	386.310	381.115	381.817	381.200
Primary services.....		483111-P	06/88	409.359	394.651	389.343	390.060	389.430
Deep sea freight transportation services.....		483111-5	06/88	409.359	394.651	389.343	390.060	389.430
Coastal and Great Lakes freight transport.....	483113		12/03	230.451	233.576	233.487	233.907	234.012
Primary services.....		483113-P	12/03	223.893	227.027	226.938	227.359	227.464
Coastal and intercoastal freight transportation.....		483113-1	12/03	200.281	204.804	204.987	205.249	205.385
Great Lakes - St. Lawrence Seaway freight transportation.....		483113-2	12/91	240.322	239.160	237.675	238.449	238.495
Coastal and intercoastal towing transportation.....		483113-3	12/03	282.459	282.121	281.790	282.595	282.595
Inland water transportation.....	4832		12/03	221.187	221.857	221.421	223.793	224.503

See footnotes at end of table.

Table 11. Producer price indexes for net output of selected industries and their products, not seasonally adjusted — Continued
 [August 2024]

Title ¹	Industry code	Product code	Index base	Unadjusted index ²				
				Apr. 2024	May 2024 ^P	June 2024 ^P	July 2024 ^P	Aug. 2024 ^P
Inland water transportation.....	48321		12/03	221.192	221.861	221.425	223.798	224.507
Inland water freight transportation.....	483211		12/90	280.601	281.451	280.898	283.908	284.808
Primary services.....		483211-P	12/90	286.533	287.673	287.103	290.241	291.140
Inland water freight transportation services.....		483211-3	12/90	286.533	287.673	287.103	290.241	291.140
Truck transportation.....	484		12/03	183.711	186.891	186.754	190.571	190.248
General freight trucking.....	4841		12/03	191.477	195.987	195.900	200.891	200.341
General freight trucking, local.....	48411		12/03	180.825	179.776	179.408	180.564	180.740
General freight trucking, local.....	484110		12/03	180.851	179.802	179.435	180.591	180.766
Primary services.....		484110-P	06/93	182.541	181.311	180.594	180.649	180.991
General freight trucking services, local.....		484110-1	06/93	182.541	181.311	180.594	180.649	180.991
General freight trucking, local, truckload.....		484110-15	06/09	114.578	113.796	113.093	113.093	113.093
General freight trucking, local, less than truckload.....		484110-16	06/09	169.085	167.974	167.974	168.116	168.997
General freight trucking, long-distance.....	48412		12/03	193.445	199.635	199.648	205.836	205.060
General freight trucking, long-distance TL.....	484121		12/03	172.961	181.573	182.584	188.840	189.015
Primary services.....		484121-P	06/92	174.121	172.055	171.892	174.548	175.031
General freight trucking, long-distance, truckload.....		484121-2	06/92	174.121	172.055	171.892	174.548	175.031
General freight trucking, long-distance LTL.....	484122		12/03	246.943	244.791	241.732	247.454	243.762
Primary services.....		484122-P	06/92	416.344	412.717	407.560	417.206	410.982
General freight trucking, long-distance less than truckload.....		484122-1	06/92	416.344	412.717	407.560	417.206	410.982
Specialized freight trucking.....	4842		12/03	168.441	168.259	168.020	168.953	169.209
Used household and office goods moving.....	48421		12/03	167.868	170.085	170.448	169.771	169.416
Used household and office goods moving.....	484210		12/03	167.830	170.046	170.409	169.732	169.377
Primary services.....		484210-P	12/03	171.008	173.266	173.636	172.947	172.585
Used household and office goods moving, except local.....		484210-2	06/92	269.016	275.514	276.386	274.762	273.909
Residential moving services, except local.....		484210-21	09/15	145.694	149.781	150.681	149.635	149.099
Commercial and other goods moving services, except local.....		484210-22	09/15	119.514	119.514	117.723	117.848	117.848
Used household and office goods moving, local.....		484210-4	12/03	142.081	140.828	140.828	140.828	140.828
Residential moving services, local.....		484210-41	09/15	122.438	121.291	121.291	121.291	121.291
Commercial and other goods moving services, local.....		484210-42	09/15	119.602	118.901	118.901	118.901	118.901
Specialized freight (except used) trucking, local.....	48422		12/03	183.262	183.262	182.877	182.877	182.877
Specialized freight (except used goods) trucking, local.....	484220		12/03	183.273	183.273	182.889	182.889	182.889
Primary services.....		484220-P	06/93	225.497	225.497	224.913	224.913	224.913
Specialized freight (except used goods) trucking, local.....		484220-6	06/93	225.497	225.497	224.913	224.913	224.913
Local hazardous materials trucking (except waste).....		484220-601	06/13	131.839	131.839	131.839	131.839	131.839
Local agricultural products trucking without storage.....		484220-602	06/13	103.674	103.674	101.612	101.612	101.612
Dump trucking.....		484220-603	06/13	154.720	154.720	154.720	154.720	154.720
Local specialized trucking without storage.....		484220-604	06/13	126.479	126.479	126.479	126.479	126.479
Specialized freight (except used) trucking, long-distance.....	48423		12/03	154.035	152.793	152.472	154.885	155.608
Specialized freight (except used goods) trucking, long-distance.....	484230		12/03	154.042	152.800	152.478	154.891	155.614
Primary services.....		484230-P	06/01	150.356	149.005	148.888	151.497	152.352
Specialized freight (except used goods) trucking, long-distance.....		484230-6	06/01	150.356	149.005	148.888	151.497	152.352
Agricultural products trucking, long-distance.....		484230-602	06/13	151.645	148.875	149.995	165.179	165.033
All other specialized trucking, long-distance.....		484230-603	06/13	116.880	116.011	115.760	116.161	116.956
Pipeline Transportation.....	486		05/22	109.411	109.493	109.493	110.278	110.168
Pipeline transportation of crude oil.....	4861		12/03	298.141	298.939	298.939	303.828	304.226
Pipeline transportation of crude oil.....	48611		12/03	298.141	298.939	298.939	303.828	304.226
Pipeline transportation of crude oil.....	486110		06/86	330.415	331.300	331.300	336.718	337.158
Primary services.....		486110-P	06/86	330.229	331.166	331.166	336.653	337.119
Pipeline transportation of crude oil.....		486110-3	06/86	320.423	321.332	321.332	326.656	327.109
Trans-Alaskan Pipeline System transportation.....		486110-311	06/86	129.976	129.976	129.976	144.552	144.552
Pipeline transportation of crude petroleum, except on the Trans-Alaskan Pipeline System.....		486110-312	06/86	432.190	433.494	433.494	438.080	438.728
Pipeline transportation of natural gas.....	4862		05/22	101.081	101.106	101.106	101.157	100.766
Pipeline transportation of natural gas.....	48621		05/22	101.081	101.106	101.106	101.157	100.766
Pipeline transportation of natural gas.....	486210		05/22	101.081	101.106	101.106	101.157	100.766
Primary services.....		486210-P	05/22	101.081	101.106	101.106	101.157	100.766
Pipeline transportation of natural gas services.....		486210-1	05/22	101.081	101.106	101.106	101.157	100.766
Other pipeline transportation.....	4869		12/03	229.211	229.211	229.211	232.418	233.276
Pipeline transportation of refined petroleum products.....	48691		12/03	229.211	229.211	229.211	232.418	233.276
Refined petroleum product pipeline transport.....	486910		06/86	262.312	262.312	262.312	265.981	266.963

See footnotes at end of table.

Table 11. Producer price indexes for net output of selected industries and their products, not seasonally adjusted — Continued
 [August 2024]

Title ¹	Industry code	Product code	Index base	Unadjusted index ²				
				Apr. 2024	May 2024 ^P	June 2024 ^P	July 2024 ^P	Aug. 2024 ^P
Refined petroleum product pipeline transport. - Continued								
Primary services.....		486910-P	06/86	262.745	262.745	262.745	266.421	267.404
Pipeline transportation of refined petroleum products.....		486910-1	06/86	266.495	266.495	266.495	270.224	271.221
Transportation support activities.....	488		12/03	146.093	151.216	151.238	151.420	149.203
Air transportation support activities.....	4881		12/96	220.540	223.162	225.125	227.395	227.752
Airport operations.....	48811		12/03	164.228	167.035	169.499	172.407	172.870
Other airport operations.....	488119		12/03	164.254	167.062	169.526	172.434	172.898
Primary services.....		488119-P	06/92	227.451	231.339	234.751	238.778	239.420
Aeronautical services.....		488119-5	06/14	125.882	125.985	126.035	130.710	131.392
Landing fees.....		488119-501	06/14	113.843	113.848	113.856	116.446	116.848
Terminal rental.....		488119-502	06/14	139.585	139.821	139.931	148.375	149.625
Other aeronautical services.....		488119-503	06/14	119.493	119.493	119.493	120.231	120.268
Non-aeronautical services.....		488119-6	06/14	134.787	139.449	143.612	143.148	143.148
Airport parking.....		488119-601	06/14	146.216	147.630	147.630	147.759	147.759
Lease space for rental cars.....		488119-602	06/14	142.775	154.025	168.478	165.931	165.931
Lease space for concessions.....		488119-603	06/92	183.829	201.025	212.966	211.527	211.527
Other non-aeronautical services.....		488119-604	06/14	118.178	118.449	118.840	119.388	119.388
Other air transportation support activities.....	48819		12/03	190.417	191.201	191.169	191.026	190.994
Other support activities for air transport.....	488190		12/03	190.411	191.195	191.163	191.020	190.988
Primary services.....		488190-P	06/92	245.127	246.258	246.258	246.007	246.007
Other air transportation support activities.....		488190-5	06/07	170.171	170.956	170.956	170.782	170.782
Water transportation support activities.....	4883		12/03	168.733	169.319	169.224	169.873	171.339
Port and harbor operations.....	48831		12/03	194.045	194.067	194.055	195.364	195.364
Port and harbor operations.....	488310		12/03	194.069	194.091	194.079	195.387	195.387
Primary services.....		488310-P	12/03	198.087	198.112	198.099	199.597	199.597
Port and harbor services.....		488310-1	12/03	198.087	198.112	198.099	199.597	199.597
Marine cargo handling.....	48832		12/03	158.725	159.140	159.140	159.140	161.554
Marine cargo handling.....	488320		12/91	178.788	179.255	179.255	179.255	181.974
Primary services.....		488320-P	12/91	174.415	174.874	174.874	174.874	177.539
Movement of containers.....		488320-8	12/98	156.826	156.964	156.964	156.964	159.462
Other marine cargo handling.....		488320-9	12/98	161.620	164.184	164.184	164.184	165.852
Navigational services to shipping.....	48833		12/03	178.192	179.609	179.243	180.751	181.504
Navigational services to shipping.....	488330		12/92	233.774	235.632	235.153	237.130	238.118
Primary services.....		488330-P	12/92	239.888	241.928	241.401	243.431	244.445
Navigational services to shipping and salvage.....		488330-1	12/92	239.888	241.928	241.401	243.431	244.445
Freight transportation arrangement.....	4885		12/96	117.622	125.074	124.348	123.590	119.387
Freight transportation arrangement.....	48851		12/96	117.622	125.074	124.348	123.590	119.387
Freight transportation arrangement.....	488510		12/94	120.026	127.628	126.887	126.114	121.826
Primary services.....		488510-P	12/94	119.708	127.864	127.174	126.327	121.796
Freight forwarding.....		488510-1	12/94	104.599	105.347	105.347	105.347	95.878
Arrangement of freight and cargo n.e.c.....		488510-2	12/94	133.740	149.154	147.788	146.109	146.498
U.S. Postal Service.....	491		06/89	301.288	301.288	301.288	301.288	319.548
U.S. Postal Service.....	4911		06/89	301.288	301.288	301.288	301.288	319.548
U.S. Postal Service.....	49111		06/89	301.288	301.288	301.288	301.288	319.548
U.S. Postal Service.....	491110		06/89	301.288	301.288	301.288	301.288	319.548
Primary services.....		491110-P	06/89	301.288	301.288	301.288	301.288	319.548
Mailing services (market dominant services).....		491110-7	12/12	151.216	151.216	151.216	151.216	162.525
First class mail.....		491110-71	06/89	267.701	267.701	267.701	267.701	287.685
Retail letters.....		491110-711	12/12	150.753	150.753	150.753	150.753	161.942
Commercial letters.....		491110-712	12/12	143.953	143.953	143.953	143.953	155.494
Retail and commercial flats.....		491110-713	12/12	146.580	146.580	146.580	146.580	158.637
Other first class mail and fees.....		491110-714	12/12	168.572	168.572	168.572	168.572	175.383
Periodicals mail.....		491110-72	06/89	363.276	363.276	363.276	363.276	397.812
Outside county.....		491110-721	06/89	371.048	371.048	371.048	371.048	406.475
Other periodicals mail and fees.....		491110-722	12/12	144.691	144.691	144.691	144.691	157.223
Standard class mail.....		491110-73	06/89	348.606	348.606	348.606	348.606	374.413
High density and saturation flats and parcels.....		491110-731	12/12	130.687	130.687	130.687	130.687	141.007
Carrier route basic mail.....		491110-732	12/12	154.587	154.587	154.587	154.587	169.526
Bulk letters.....		491110-733	12/12	146.019	146.019	146.019	146.019	154.335
Bulk flats.....		491110-734	12/12	163.862	163.862	163.862	163.862	181.652
Other standard mail and fees.....		491110-735	12/12	221.013	221.013	221.013	221.013	241.077
Package services mail.....		491110-74	06/89	336.790	336.790	336.790	336.790	364.916

See footnotes at end of table.

Table 11. Producer price indexes for net output of selected industries and their products, not seasonally adjusted — Continued
 [August 2024]

Title ¹	Industry code	Product code	Index base	Unadjusted index ²				
				Apr. 2024	May 2024 ^P	June 2024 ^P	July 2024 ^P	Aug. 2024 ^P
U.S. Postal Service - Continued								
Special services and fees.....		491110-75	06/89	360.852	360.852	360.852	360.852	385.364
Shipping services (competitive services).....		491110-8	12/12	178.782	178.782	178.782	178.782	183.321
Domestic priority mail.....		491110-81	06/89	420.980	420.980	420.980	420.980	420.980
Other shipping services and shipping special services & fees.....		491110-82	12/12	202.521	202.521	202.521	202.521	211.360
Couriers and messengers.....	492		12/03	323.460	324.089	323.458	324.111	323.194
Couriers and express delivery services.....	4921		12/03	336.132	336.820	336.129	336.844	335.841
Couriers and express delivery services.....	49211		12/03	336.150	336.838	336.147	336.862	335.858
Couriers and express delivery services.....	492110		12/03	336.104	336.792	336.101	336.816	335.812
Primary services.....		492110-P	12/03	337.288	337.976	337.284	338.001	336.994
Standard courier services.....		492110-1	12/92	496.987	498.223	498.635	497.811	497.811
Expedited courier services.....		492110-2	12/87	505.700	506.332	502.701	507.182	502.986
Domestic expedited courier services.....		492110-201	12/98	464.018	465.010	461.704	465.975	462.131
International expedited courier services.....		492110-202	12/98	389.248	388.948	386.105	389.251	386.009
Local messengers and local delivery.....	4922		12/03	165.956	165.956	165.956	165.956	165.956
Local messengers and local delivery.....	49221		12/03	165.616	165.616	165.616	165.616	165.616
Local messengers and local delivery.....	492210		12/03	165.587	165.587	165.587	165.587	165.587
Primary services.....		492210-P	12/92	213.628	213.628	213.628	213.628	213.628
Local messengers and local delivery services.....		492210-1	12/92	213.628	213.628	213.628	213.628	213.628
Warehousing and storage.....	493		12/06	154.150	152.775	151.538	152.654	150.164
Warehousing and storage.....	4931		12/06	154.098	152.723	151.487	152.602	150.114
General warehousing and storage.....	49311		12/03	161.390	159.595	157.028	158.524	155.899
General warehousing and storage.....	493110		12/03	161.487	159.691	157.123	158.620	155.992
Primary services.....		493110-P	06/93	176.840	174.873	172.061	173.700	170.823
General warehousing and storage services.....		493110-1	06/93	176.840	174.873	172.061	173.700	170.823
Refrigerated warehousing and storage.....	49312		12/03	154.027	154.153	158.693	158.426	155.509
Refrigerated warehousing and storage.....	493120		12/91	169.269	169.407	174.397	174.103	170.898
Primary services.....		493120-P	12/91	169.562	169.700	174.699	174.405	171.194
Warehousing and storage of refrigerated goods.....		493120-2	12/91	169.755	169.894	174.898	174.604	171.389
Farm product warehousing and storage.....	49313		12/03	146.956	146.957	146.941	146.946	148.144
Farm product warehousing and storage.....	493130		12/92	170.865	170.866	170.847	170.853	172.246
Primary services.....		493130-P	12/92	169.790	169.790	169.771	169.777	171.162
Farm product warehousing and storage services.....		493130-1	12/92	169.790	169.790	169.771	169.777	171.162
Publishing industries.....	513		12/22	108.034	108.553	108.737	108.953	108.885
Newspaper, book, and directory publishers.....	5131		12/22	106.151	106.664	107.493	108.129	107.670
Newspaper publishers.....	51311		12/22	101.194	101.276	103.461	103.472	102.314
Newspaper publishers.....	513110		12/22	101.194	101.276	103.461	103.472	102.314
Primary services.....		513110-P	12/22	101.194	101.276	103.461	103.472	102.314
Newspaper publishing.....		513110-1	12/22	101.194	101.276	103.461	103.472	102.314
Newspaper publishing from print publishers.....		513110-11	12/79	610.262	610.755	623.931	623.997	617.014
Newspaper advertising sales.....		513110-111	09/15	86.226	86.438	86.438	86.438	83.116
Newspaper advertising sales, print only.....		513110-1111	09/15	83.136	83.385	83.385	83.385	79.481
Newspaper advertising sales, digital only and print and digital bundled.....		513110-1112	09/15	104.357	104.357	104.357	104.357	104.357
Newspaper subscription and single copy sales.....		513110-112	09/15	186.618	186.639	192.368	192.397	192.393
Newspaper subscriptions, print only.....		513110-1121	09/15	184.092	184.092	190.265	190.265	190.265
Newspaper subscriptions, online only and print and online bundled.....		513110-1122	09/15	214.204	214.483	214.746	215.123	215.075
Periodical publishers.....	51312		12/22	104.725	105.617	106.555	108.132	108.132
Periodical publishers.....	513120		12/22	104.716	105.593	106.523	108.084	108.084
Primary services.....		513120-P	12/22	103.816	103.281	103.281	103.303	103.303
Periodical publishing.....		513120-1	12/22	103.816	103.281	103.281	103.303	103.303
Periodical publishing from print publishers.....		513120-11	12/79	466.088	463.685	463.685	463.785	463.785
Periodicals, advertising sales.....		513120-111	12/14	110.788	109.792	109.792	109.792	109.792
Periodicals, subscriptions and single copy sales.....		513120-112	12/14	104.458	104.458	104.458	104.511	104.511
Specialized business and professional periodicals, subscriptions and single copy sales.....		513120-1121	12/79	587.633	587.633	587.633	589.280	589.280
General and consumer periodicals, subscriptions and single copy sales.....		513120-1122	12/06	100.399	100.399	100.399	100.399	100.399
Book publishers.....	51313		12/22	110.162	111.051	111.041	111.349	110.799
Book publishers.....	513130		12/22	110.086	110.968	110.958	111.264	110.719
Primary services.....		513130-P	12/22	111.348	112.340	112.329	112.672	112.060
Book publishing from print publishers.....		513130-1	12/80	586.169	591.394	591.336	593.143	589.918
Print book publishing.....		513130-101	09/15	141.980	143.246	143.232	143.669	142.888

See footnotes at end of table.

Table 11. Producer price indexes for net output of selected industries and their products, not seasonally adjusted — Continued
 [August 2024]

Title ¹	Industry code	Product code	Index base	Unadjusted index ²				
				Apr. 2024	May 2024 ^P	June 2024 ^P	July 2024 ^P	Aug. 2024 ^P
Book publishers - Continued								
General adult and juvenile book publishing.....		513130-1011	06/09	112.274	115.216	115.131	117.031	114.631
General adult book publishing.....		513130-10111	06/09	115.137	118.387	116.799	117.921	116.326
Juvenile book publishing.....		513130-10112	06/09	102.426	104.881	106.285	108.834	105.790
Textbook publishing, including teachers' editions and workbooks.....		513130-1012	12/80	953.653	950.846	952.455	950.955	956.331
College textbook publishing.....		513130-10121	12/80	936.746	925.993	932.105	926.408	946.826
Elementary and high school textbook publishing.....		513130-10122	12/02	218.500	218.500	218.500	218.500	218.500
Technical, scientific, and professional book publishing.....		513130-1013	12/80	1,031.923	1,031.923	1,031.923	1,031.923	1,031.923
General reference book publishing.....		513130-1014	12/80	246.131	246.907	247.537	243.556	242.143
Religious book publishing.....		513130-1015	12/80	256.015	265.542	262.284	262.060	262.850
Directory and mailing list publishers.....	51314		12/22	111.482	111.390	111.579	112.913	113.286
Directory and mailing list publishers.....	513140		12/22	111.485	111.392	111.582	112.918	113.292
Primary services.....		513140-P	12/22	111.544	111.448	111.646	113.047	113.438
Directory and mailing list publishing.....		513140-1	12/22	111.544	111.448	111.646	113.047	113.438
Directory and mailing list publishing from print publishers.....		513140-11	12/03	137.690	136.447	137.517	137.678	136.748
Directory and mailing list publishing from print - ad sales incl. phone directory listings.....		513140-111	09/84	294.083	294.083	294.083	294.209	294.209
Directory and mailing list publishing from print - subscription, content, and licensing sales.....		513140-112	01/08	167.243	164.796	166.884	167.155	165.340
Directory and mailing list publishing from Internet publishers.....		513140-12	12/22	111.350	111.520	111.520	113.295	114.026
Other publishers.....	51319		12/22	102.063	102.120	101.896	102.093	102.035
Greeting card publishers.....	513191		12/22	100.248	100.251	100.274	100.592	100.627
Primary services.....		513191-P	12/22	100.148	100.148	100.181	100.526	100.567
Greeting card publishing.....		513191-1	12/22	100.148	100.148	100.181	100.526	100.567
Greeting card publishing from print publishers.....		513191-101	12/85	242.884	242.884	242.964	243.800	243.899
All other publishers.....	513199		12/22	107.758	107.989	106.991	106.805	106.453
Primary services.....		513199-P	12/22	106.714	106.989	106.001	105.816	105.467
All other publishing including yearbooks, art prints, patterns, and trading cards.....		513199-1	12/22	106.714	106.989	106.001	105.816	105.467
All other publishing including yearbooks, art prints, patterns, and trading cards, from print.....		513199-11	12/03	133.659	134.003	132.764	132.534	132.097
Software publishers.....	5132		12/03	100.225	100.709	100.400	100.287	100.517
Software publishers.....	51321		12/03	100.225	100.709	100.400	100.287	100.517
Software publishers.....	513210		12/97	94.741	95.198	94.906	94.797	95.013
Primary services.....		513210-P	12/97	98.328	98.846	98.512	98.660	99.024
Software publishing, except games.....		513210-5	06/06	106.167	107.510	107.243	107.428	107.440
System & application software publishing, excluding maintenance, tech support & games.....		513210-505	05/22	103.972	105.586	105.425	105.150	105.113
System software publishing.....		513210-50501	05/22	107.342	107.228	106.542	107.957	106.958
Application software publishing.....		513210-50502	12/97	109.277	113.229	113.741	111.233	112.450
Desktop and portable device application software publishing.....		513210-505021	06/06	105.972	104.940	107.223	103.447	100.453
Other application software publishing.....		513210-505022	06/06	121.336	129.319	128.501	126.763	131.349
Software maintenance, technical support, and other services related to software publishing.....		513210-506	12/97	211.138	208.936	206.740	214.638	215.472
Game software publishing.....		513210-7	12/13	103.728	95.233	93.864	93.753	98.231
Other receipts.....		513210-SM	12/97	64.554	64.549	64.548	62.865	-
Broadcasting, except Internet.....	516		12/03	116.636	119.106	116.008	114.225	109.816
Radio and television broadcasting.....	5161		06/01	99.055	97.964	98.642	95.096	96.093
Radio broadcasting.....	51611		12/03	91.879	94.244	94.151	86.435	87.167
Radio broadcasting stations.....	516110		06/88	165.965	170.237	170.070	156.128	157.450
Primary services.....		516110-P	06/88	166.266	170.633	170.460	156.195	157.541
Radio station services.....		516110-1	06/88	176.227	180.855	180.671	165.552	166.979
Radio station advertising sales.....		516110-101	06/88	166.752	172.059	171.848	154.452	156.094
Radio station advertising sales, local.....		516110-10101	12/95	124.621	125.575	124.490	113.260	114.483
Radio station advertising sales, national and regional.....		516110-10102	12/95	113.480	124.031	126.107	110.056	111.179
Other radio station services.....		516110-102	12/03	141.978	141.978	141.978	141.978	141.978
Other receipts.....		516110-SM	12/03	135.797	135.769	135.886	136.625	136.817
Television broadcasting.....	51612		12/03	94.219	92.123	93.013	90.923	91.938
Television broadcasting stations.....	516120		06/01	94.926	92.813	93.713	91.605	92.629
Primary services.....		516120-P	06/01	76.594	74.981	75.771	74.158	74.940
Television station advertising sales.....		516120-3	06/08	76.439	73.712	75.031	72.336	73.642
Other television station broadcasting services.....		516120-4	06/08	117.939	117.939	117.939	117.939	117.939
Other receipts.....		516120-SM	06/01	189.131	189.134	182.575	182.835	182.840
Cable and other subscription programming.....	5162		12/03	130.321	135.049	129.574	128.813	120.988
Cable and other subscription programming.....	51621		12/03	132.565	137.374	131.806	131.031	123.072

See footnotes at end of table.

Table 11. Producer price indexes for net output of selected industries and their products, not seasonally adjusted — Continued
 [August 2024]

Title ¹	Industry code	Product code	Index base	Unadjusted index ²				
				Apr. 2024	May 2024 ^P	June 2024 ^P	July 2024 ^P	Aug. 2024 ^P
Media streaming dist svcs, social networks, and other media networks and content providers.....	516210		12/03	130.423	135.155	129.676	128.914	121.083
Primary services.....		516210-P	12/03	135.822	140.749	135.044	134.251	126.095
Cable networks.....		516210-1	12/03	126.619	130.158	124.213	123.918	110.928
Cable network advertising services.....		516210-11	06/93	151.424	156.334	147.188	146.779	128.757
Cable network programming services.....		516210-12	06/93	297.950	297.950	308.992	308.992	308.992
Radio network and national syndication services.....		516210-3	12/95	99.095	115.610	105.141	101.333	106.225
Telecommunications.....	517		12/03	110.977	111.562	111.528	111.654	111.750
Wired and wireless telecommunications carriers.....	5173		12/17	113.724	114.318	114.283	114.412	114.512
Wired and wireless telecommunications carriers.....	51731		12/17	113.724	114.318	114.283	114.412	114.512
Wired telecommunications carriers.....	517311		12/03	142.339	142.478	142.402	142.676	142.881
Primary products.....		517311-P	12/03	142.144	142.282	142.207	142.480	142.685
Local telephone service, except private lines.....		517311-1	12/03	156.217	156.143	155.322	155.639	155.448
Residence local telephone service.....		517311-111	12/03	174.098	174.095	173.529	173.499	173.705
Business and other local telephone service.....		517311-112	12/03	133.165	132.969	131.687	132.595	131.735
Public switched toll service.....		517311-2	12/03	139.030	141.757	142.812	144.531	143.775
Residence switched toll service.....		517311-21	12/03	220.327	223.603	223.025	222.512	222.712
Business switched toll and other toll service.....		517311-22	12/03	64.909	66.498	67.649	69.399	68.637
Private line telephone service.....		517311-3	12/03	109.300	110.397	109.740	109.418	110.933
All-distance telephone service.....		517311-4	12/11	148.524	148.980	151.992	151.960	152.212
Residential all-distance telephone service.....		517311-401	12/11	159.801	161.895	167.481	167.865	168.159
Business all-distance telephone service.....		517311-402	12/11	138.800	137.847	138.645	138.253	138.469
Video programming distribution.....		517311-5	12/03	195.414	195.919	196.887	193.262	190.055
Video programming subscriber services.....		517311-501	06/93	277.779	278.554	280.037	274.480	269.565
Advertising services.....		517311-502	06/93	140.295	140.295	140.295	140.295	140.295
Internet access services.....		517311-6	06/04	60.839	60.929	60.893	61.677	62.596
Residential Internet access services.....		517311-601	12/11	90.178	90.293	90.105	91.543	93.006
Business Internet access services.....		517311-602	12/11	98.642	98.839	99.158	99.662	100.869
Bundled access services.....		517311-7	12/11	134.637	133.922	133.475	134.316	134.945
Other wired telecommunications services.....		517311-9	12/03	107.895	109.617	110.220	109.723	109.403
Wireless telecommunications carriers.....	517312		06/99	44.413	44.937	44.938	44.935	44.935
Primary services.....		517312-P	06/99	43.896	44.413	44.415	44.411	44.411
Wireless telecommunications services.....		517312-1	06/99	43.896	44.413	44.415	44.411	44.411
Data processing and related services.....	5182		12/03	115.926	116.330	115.908	116.121	116.022
Data processing and related services.....	51821		12/03	115.926	116.330	115.908	116.121	116.022
Data processing, hosting and related services.....	518210		12/00	119.662	120.079	119.644	119.864	119.762
Primary services.....		518210-P	12/00	113.421	113.893	113.400	113.649	113.533
Business process management services.....		518210-1	12/00	104.834	104.920	104.920	104.920	104.920
Data management, information transformation, and related services.....		518210-4	12/00	105.693	105.693	105.693	105.651	105.651
Hosting, ASP, and other IT infrastructure provisioning services.....		518210-5	12/06	116.268	117.076	116.190	116.653	116.444
Other receipts.....		518210-SM	12/00	138.116	138.116	138.116	138.116	138.116
Depository credit intermediation.....	5221		12/03	146.018	143.418	144.698	141.506	145.836
Commercial banking.....	52211		12/03	149.968	147.127	148.496	145.047	149.511
Commercial banking.....	522110		12/03	149.968	147.127	148.496	145.047	149.511
Primary services.....		522110-P	12/03	149.968	147.127	148.496	145.047	149.511
Loan services.....		522110-1	12/03	234.841	227.637	225.529	217.044	227.935
Residential real estate loans, except home equity.....		522110-101	12/03	114.481	116.072	95.282	94.544	101.484
Nonresidential real estate loans.....		522110-102	12/03	543.771	520.224	530.526	504.955	527.278
Home equity loans.....		522110-103	12/03	233.364	220.059	221.673	215.515	233.497
Commercial, industrial, and agricultural loans, except real estate.....		522110-105	12/03	232.207	225.741	231.338	223.165	232.727
New and used auto and truck loans.....		522110-106	12/03	87.611	82.223	84.608	80.173	86.513
Credit cards, overdraft credit, and related plans.....		522110-107	12/03	194.184	186.780	193.352	187.514	193.350
Other loan services.....		522110-108	12/03	115.111	112.236	113.535	108.225	112.336
Deposit services.....		522110-2	12/03	77.684	78.010	82.084	82.387	82.197
Demand deposits.....		522110-201	12/11	124.963	125.789	130.430	131.471	132.918
Time and other deposits.....		522110-202	12/11	156.168	156.431	167.123	167.005	164.334
Trust services.....		522110-3	12/03	100.133	102.035	102.068	102.075	98.832
Other banking services.....		522110-4	12/03	95.238	94.892	94.892	95.022	95.945
Savings institutions.....	52218		12/03	108.668	109.409	109.515	109.820	112.759
Savings institutions and other depository credit intermediation.....	522180		12/03	108.668	109.410	109.516	109.821	112.760
Primary services.....		522180-P	12/03	108.844	109.586	109.692	109.998	112.941
Loan services.....		522180-1	12/03	126.782	127.915	131.154	131.849	136.529
Residential real estate loans, except home equity.....		522180-101	12/03	83.263	88.359	89.824	92.420	93.652
Nonresidential real estate loans.....		522180-102	12/03	223.868	221.297	224.013	223.558	233.990
Home equity loans.....		522180-103	12/03	335.264	334.150	351.498	357.229	369.267

See footnotes at end of table.

Table 11. Producer price indexes for net output of selected industries and their products, not seasonally adjusted — Continued
 [August 2024]

Title ¹	Industry code	Product code	Index base	Unadjusted index ²				
				Apr. 2024	May 2024 ^P	June 2024 ^P	July 2024 ^P	Aug. 2024 ^P
Savings institutions and other depository credit intermediation - Continued								
Commercial, industrial, and agricultural loans, except real estate.....		522180-105	12/03	294.930	305.314	308.157	313.977	323.144
New and used auto and truck loans.....		522180-106	12/03	123.657	123.174	126.534	121.823	130.298
Credit cards, overdraft credit, and related plans.....		522180-109	12/11	166.867	164.724	171.406	173.423	173.905
Other loan services.....		522180-111	12/03	100.079	97.826	104.201	101.332	109.551
Deposit services.....		522180-2	12/03	91.846	91.989	85.970	85.582	85.796
Demand deposits.....		522180-201	12/11	140.953	141.146	143.456	145.001	151.852
Time and other deposits.....		522180-202	12/11	108.345	108.522	97.700	96.551	94.702
Trusts and other banking services.....		522180-3	12/03	197.548	197.548	197.548	197.548	197.548
Security, commodity contracts and like activity.....	523		12/03	281.826	280.179	283.609	288.431	289.298
Securities and commodity contracts intermediation and brokerage.....	5231		06/00	227.017	228.914	230.856	233.742	234.693
Investment banking and securities intermediation.....	52315		12/22	119.891	120.893	121.918	123.443	123.944
Investment banking and securities intermediation.....	523150		12/22	119.891	120.893	121.918	123.443	123.944
Primary services.....		523150-P	12/22	119.891	120.893	121.918	123.443	123.944
Securities brokerage.....		523150-1	12/03	136.277	137.232	137.261	139.250	139.210
Brokerage services.....		523150-101	06/00	55.566	56.508	56.508	57.270	57.270
Brokerage services, equities and ETFs.....		523150-1011	06/00	47.667	49.725	49.725	51.389	51.389
Brokerage services, all other securities.....		523150-1012	06/00	74.589	74.589	74.589	74.589	74.589
Other securities related services including margin lending and mutual fund sales.....		523150-102	06/00	206.451	207.040	207.101	210.190	210.105
Investment banking and securities dealing.....		523150-2	12/03	490.359	494.896	501.811	507.435	510.948
Dealer transactions.....		523150-201	06/00	134.085	136.336	140.671	145.638	144.454
Dealer transactions, equity securities.....		523150-2011	06/05	173.993	178.978	187.411	194.468	190.653
Dealer transactions, debt securities and all other trading.....		523150-2012	06/00	120.483	119.615	119.574	123.182	125.309
Investment banking services.....		523150-202	06/00	291.346	295.816	299.432	299.944	305.030
Other securities dealing services.....		523150-203	12/03	2,479.715	2,479.828	2,487.264	2,489.439	2,516.505
Portfolio management and investment advice.....	52394		12/22	117.837	115.757	117.542	119.985	120.240
Portfolio management and investment advice.....	523940		12/22	117.837	115.757	117.542	119.985	120.240
Primary services.....		523940-P	12/22	117.837	115.757	117.542	119.985	120.240
Portfolio management.....		523940-1	06/02	350.657	345.527	349.686	356.585	356.458
Mutual fund and exchange traded fund management.....		523940-11	06/02	383.416	371.228	380.549	386.304	383.367
Management of equity funds.....		523940-1101	01/17	182.799	173.976	180.438	184.257	181.604
Management of bond funds.....		523940-1102	01/17	105.761	104.856	105.660	105.799	106.681
Management of other funds.....		523940-1103	01/17	117.777	117.957	118.139	118.968	119.152
Private portfolio management.....		523940-12	06/02	330.749	328.827	330.547	337.877	339.047
Management of equity private portfolios.....		523940-1201	01/17	181.323	179.991	181.391	185.396	186.341
Management of bond private portfolios.....		523940-1202	01/17	107.789	107.595	107.733	110.259	110.314
Management of other private portfolios.....		523940-1203	01/17	130.579	130.042	130.085	132.877	132.959
Investment advice.....		523940-2	06/02	259.237	249.978	259.034	266.058	270.560
Investment advisory services.....		523940-21	06/02	259.237	249.978	259.034	266.058	270.560
Insurance carriers and related activities.....	524		12/03	156.617	157.230	157.306	157.473	157.963
Insurance carriers.....	5241		12/03	157.440	158.075	158.155	158.286	158.800
Direct life/health/medical insurance carriers.....	52411		12/03	159.487	159.617	159.558	159.601	160.227
Direct life insurance carriers.....	524113		12/98	116.021	116.274	116.280	116.317	116.709
Primary services.....		524113-P	12/98	115.811	116.063	116.069	116.106	116.497
Life insurance policies.....		524113-1	12/98	109.861	110.184	110.185	110.235	110.703
Individual life insurance policies.....		524113-101	12/98	118.014	118.446	118.448	118.454	119.081
Term life insurance policies.....		524113-10101	12/98	106.657	106.658	106.658	106.659	108.992
Whole life insurance policies.....		524113-10102	12/98	130.195	130.196	130.201	130.205	130.943
Universal life insurance policies.....		524113-10103	12/98	110.907	110.918	110.920	110.939	110.953
Variable-universal and other individual life insurance policies.....		524113-10105	12/17	99.505	100.908	100.908	100.908	100.908
Group life insurance policies.....		524113-102	12/98	89.533	89.533	89.533	89.721	89.721
Annuities.....		524113-2	12/98	154.531	154.285	154.343	154.280	154.282
Variable deferred annuities.....		524113-201	12/98	188.337	188.303	188.303	188.327	188.327
Fixed-rate deferred annuities.....		524113-202	12/98	124.170	123.661	123.793	123.654	123.659
Immediate annuities.....		524113-203	12/98	125.047	124.909	124.949	124.770	124.770
Disability insurance policies.....		524113-3	06/06	102.154	102.154	102.154	102.154	102.154
Direct health and medical insurance carriers.....	524114		12/02	208.609	208.670	208.560	208.612	209.473
Primary services.....		524114-P	12/02	211.950	212.013	211.900	211.953	212.828
Medical service plans.....		524114-1	12/02	221.588	221.653	221.535	221.591	222.507
Comprehensive medical service plans.....		524114-101	12/02	230.948	231.050	230.965	231.042	233.118
Group managed care medical service plans.....		524114-10101	12/02	228.108	228.323	228.143	228.159	228.159
Group fee-for-service medical service plans.....		524114-10102	12/02	206.710	206.710	206.710	207.165	222.309
Individual comprehensive medical service plans.....		524114-10103	12/02	350.535	350.535	350.535	350.560	350.560
Non-comprehensive medical service plans.....		524114-103	06/07	135.445	135.468	135.378	135.402	135.402

See footnotes at end of table.

Table 11. Producer price indexes for net output of selected industries and their products, not seasonally adjusted — Continued
 [August 2024]

Title ¹	Industry code	Product code	Index base	Unadjusted index ²				
				Apr. 2024	May 2024 ^P	June 2024 ^P	July 2024 ^P	Aug. 2024 ^P
Direct health and medical insurance carriers - Continued								
Dental service plans.....		524114-10301	12/02	139.096	139.339	139.570	139.723	139.723
Supplemental Medicare service plans.....		524114-10302	12/02	173.639	173.639	173.208	173.246	173.246
Other medical service plans.....		524114-10303	12/02	177.733	177.733	177.733	177.733	177.733
Indemnity health insurance plans.....		524114-2	12/02	114.259	114.259	114.259	114.259	114.262
Other direct insurance carriers.....	52412		12/98	180.486	182.436	182.863	183.226	183.568
Direct property and casualty insurers.....	524126		06/98	180.619	182.570	182.997	183.360	183.702
Primary services.....		524126-P	06/98	180.772	182.725	183.153	183.516	183.859
Private passenger auto insurance.....		524126-1	06/98	224.063	227.680	228.130	228.794	228.799
Homeowner's insurance.....		524126-2	06/98	251.278	252.530	252.805	253.567	253.565
Commercial auto insurance.....		524126-3	06/98	136.807	137.947	137.056	137.805	137.805
Non-auto liability insurance.....		524126-4	06/98	132.437	135.057	136.299	136.394	137.683
Medical malpractice insurance.....		524126-402	06/98	111.674	111.674	111.674	111.674	111.674
Product and other non-auto liability insurance.....		524126-403	06/98	136.529	139.620	141.090	141.202	142.727
Commercial multiple peril insurance.....		524126-5	06/98	165.630	165.630	165.718	165.718	168.035
Worker's compensation insurance.....		524126-6	06/98	85.929	86.222	87.450	87.018	86.920
Other property and casualty insurance.....		524126-7	12/03	123.053	123.065	123.065	123.068	123.067
Insurance agencies and brokerages.....	52421		12/03	115.908	115.956	115.956	116.781	116.781
Insurance agencies and brokerages.....	524210		12/02	120.006	120.056	120.056	120.910	120.910
Primary services.....		524210-P	12/02	120.905	120.958	120.958	121.858	121.858
Sale of property and casualty insurance.....		524210-1	12/02	122.787	122.870	122.870	123.072	123.072
Sale of personal property and casualty insurance.....		524210-101	06/09	123.115	123.115	123.115	123.117	123.117
Sale of private passenger auto insurance.....		524210-10101	12/02	129.756	129.756	129.756	129.756	129.756
Sale of homeowner's insurance.....		524210-10102	12/02	127.267	127.267	127.267	127.267	127.267
Sale of other personal property and casualty insurance.....		524210-10103	06/09	102.978	102.978	102.978	103.003	103.003
Sale of commercial property and casualty insurance.....		524210-102	12/02	119.536	119.705	119.705	120.115	120.115
Sale of life insurance and annuities.....		524210-2	12/02	109.201	109.201	109.201	113.940	113.940
Sale of health and medical insurance.....		524210-3	12/02	134.430	134.430	134.430	135.901	135.901
Sale of other insurance.....		524210-4	12/02	103.281	103.281	103.281	103.281	103.281
Lessors of nonresidential buildings (except miniwarehouses).....	53112		12/03	141.136	140.304	142.856	145.435	144.689
Lessors of nonresidential buildings.....	531120		12/95	165.119	164.144	167.131	170.148	169.274
Primary services.....		531120-P	12/95	160.453	159.506	162.408	165.340	164.491
Leasing of shopping centers and retail stores.....		531120-1	12/95	140.633	139.579	144.436	147.905	150.674
Leasing of professional and office buildings.....		531120-2	12/95	177.871	176.635	175.935	178.099	165.795
Leasing of manufacturing and industrial buildings.....		531120-3	12/95	149.471	149.519	149.675	150.318	149.852
Leasing of other nonresidential buildings and facilities.....		531120-7	12/02	160.957	160.464	168.143	172.672	189.448
Lessors of miniwarehouse and self storage units.....	53113		12/03	195.522	189.347	188.719	188.498	189.625
Miniwarehouse and self-storage unit operators.....	531130		12/03	195.510	189.336	188.708	188.487	189.614
Primary services.....		531130-P	06/93	297.227	287.840	286.886	286.549	288.263
Miniwarehouse and self-storage unit operation.....		531130-1	06/93	297.227	287.840	286.886	286.549	288.263
Offices of real estate agents and brokers.....	5312		12/03	190.929	192.315	193.780	195.444	196.646
Offices of real estate agents and brokers.....	53121		12/03	190.929	192.315	193.780	195.444	196.647
Offices of real estate agents and brokers.....	531210		12/03	190.805	192.190	193.654	195.317	196.519
Primary services.....		531210-P	12/03	190.829	192.214	193.678	195.341	196.543
Real estate brokerage, residential property sales and leases.....		531210-1	12/95	268.857	271.343	274.081	275.965	277.618
Real estate brokerage, nonresidential property sales and leases including land sales and leases.....		531210-6	12/06	137.334	137.070	136.530	138.811	139.771
Real estate brokerage, nonresidential property sales including land sales.....		531210-601	12/09	150.062	149.616	148.531	152.317	153.734
Real estate brokerage, nonresidential property leases including land leases.....		531210-602	12/09	131.296	131.306	131.613	131.641	131.944
Real estate property managers.....	53131		12/03	134.751	134.688	136.633	135.349	135.460
Residential property managers.....	531311		12/03	145.698	145.690	146.889	147.071	146.771
Primary services.....		531311-P	12/03	147.844	147.835	149.052	149.237	148.932
Residential property management services.....		531311-1	12/95	154.435	154.426	155.697	155.890	155.572
Nonresidential property managers.....	531312		12/03	116.609	116.475	119.347	116.172	116.820
Primary services.....		531312-P	12/03	116.609	116.475	119.347	116.172	116.820
Nonresidential property management services.....		531312-1	12/95	129.472	129.323	132.512	128.986	129.706
Offices of real estate appraisers.....	531320		12/03	113.185	113.448	113.621	113.711	113.698
Primary services.....		531320-P	12/03	114.952	115.219	115.395	115.487	115.473
Real estate appraisal services.....		531320-1	12/95	122.864	123.150	123.338	123.436	123.421
Automotive equipment rental and leasing.....	5321		06/01	148.917	148.847	157.291	163.235	158.300
Passenger car rental and leasing.....	53211		12/03	132.031	131.999	143.484	151.398	144.475
Passenger car rental.....	532111		12/91	193.791	193.744	210.602	222.217	212.056
Primary services.....		532111-P	12/91	192.799	192.753	209.524	221.080	210.970

See footnotes at end of table.

Table 11. Producer price indexes for net output of selected industries and their products, not seasonally adjusted — Continued
[August 2024]

Title ¹	Industry code	Product code	Index base	Unadjusted index ²				
				Apr. 2024	May 2024 ^P	June 2024 ^P	July 2024 ^P	Aug. 2024 ^P
Passenger car rental - Continued								
Standard passenger car rental.....		532111-2	12/91	175.910	175.592	196.343	210.211	197.599
Passenger car rental for business travel.....		532111-211	12/98	90.962	91.439	106.685	111.420	100.968
Passenger car rental for leisure travel.....		532111-221	12/98	175.427	174.670	192.382	207.818	197.836
Replacement passenger car rental.....		532111-3	12/91	284.662	285.752	286.811	289.413	289.224
Truck, utility trailer and RV rental and leasing.....	53212		12/03	142.445	142.318	142.192	142.455	142.962
Truck, utility trailer, and RV rental and leasing.....	532120		06/91	163.506	163.360	163.216	163.517	164.099
Primary services.....		532120-P	06/91	160.229	160.124	159.951	160.272	160.993
Rental of trucks, truck trailers, RVs.....		532120-1	06/91	164.303	162.549	163.327	162.274	163.952
Leasing of trucks, truck trailers, and RVs.....		532120-4	06/91	149.365	150.185	149.477	150.567	150.703
Other receipts.....		532120-SM	06/91	177.906	177.392	177.528	177.622	176.868
Other heavy machinery rental and leasing.....	532412		12/03	139.982	139.073	139.925	139.492	139.838
Primary services.....		532412-P	12/03	121.874	120.908	121.812	121.353	121.715
Construction equipment rental and leasing.....		532412-1	12/03	132.499	131.017	132.400	131.698	132.252
Oilfield and well drilling equipment rental and leasing.....		532412-2	12/03	99.554	99.554	99.554	99.554	99.554
Other receipts.....		532412-SM	12/03	217.319	217.319	217.319	217.319	217.363
Legal services.....	5411		12/96	292.263	292.862	292.104	293.209	293.545
Offices of lawyers.....	54111		12/96	292.263	292.862	292.104	293.209	293.545
Offices of lawyers.....	541110		12/96	292.263	292.862	292.104	293.209	293.545
Primary services.....		541110-P	12/96	291.368	291.965	291.209	292.310	292.646
Labor and employment legal services.....		541110-A	12/14	132.680	133.400	132.623	132.506	132.921
Other legal services.....		541110-C	12/14	122.850	122.850	122.850	122.850	122.850
Real estate legal services.....		541110-2	12/96	272.431	272.484	271.862	272.206	270.564
Civil negligence legal services.....		541110-3	12/96	219.540	220.874	221.154	221.562	222.644
Defendant representation.....		541110-301	12/96	277.423	280.123	280.254	281.146	283.026
Plaintiff representation.....		541110-302	12/96	153.303	153.464	153.828	153.828	154.195
Wills, estate planning, and probate.....		541110-6	12/96	261.269	261.269	261.269	261.269	261.269
Business and commercial legal services.....		541110-9	12/14	174.056	174.354	173.595	174.785	175.088
Tax legal services.....		541110-901	12/14	189.546	190.131	190.101	189.926	190.014
Intellectual property legal services.....		541110-902	12/14	161.314	162.558	159.989	158.935	158.695
Bankruptcy and other business and commercial legal services.....		541110-903	12/14	175.721	175.798	175.391	177.143	177.575
Offices of certified public accountants.....	541211		12/03	149.919	149.821	146.217	146.433	146.802
Primary services.....		541211-P	12/03	152.477	153.474	150.746	150.756	151.165
Other accounting services.....		541211-A	12/08	123.678	120.735	118.891	120.186	120.622
Financial auditing.....		541211-4	06/95	189.003	189.145	187.690	188.294	188.953
Tax preparation and planning.....		541211-5	06/95	196.510	202.252	195.420	193.344	193.550
Bookkeeping and compilation.....		541211-9	12/08	151.389	149.812	149.582	151.365	151.990
Other accounting services.....	541219		12/03	156.185	157.304	158.789	158.789	158.789
Primary services.....		541219-P	12/03	156.344	157.464	158.951	158.951	158.951
Other accounting services (non-CPA firms).....		541219-1	12/03	156.344	157.464	158.951	158.951	158.951
Architectural, engineering and related services.....	5413		12/96	193.553	193.562	193.889	193.469	193.484
Architectural services.....	54131		12/03	127.661	127.868	127.868	128.332	128.396
Architectural services.....	541310		12/96	154.152	154.401	154.401	154.963	155.040
Primary services.....		541310-P	12/96	157.848	158.132	158.132	158.772	158.860
Residential building projects.....		541310-1	12/96	176.448	176.448	176.448	176.448	176.448
Nonresidential building projects.....		541310-7	12/10	115.395	115.677	115.677	116.312	116.398
Commercial and industrial building projects.....		541310-71	09/19	106.774	107.093	107.093	107.093	107.093
Institutional building projects.....		541310-72	09/19	109.858	110.120	110.120	111.252	111.407
Other architectural services, incl. historic restoration & architectural consulting services.....		541310-8	12/10	146.316	146.316	146.316	146.316	146.316
Engineering services.....	54133		12/03	159.522	159.491	159.802	159.311	159.312
Engineering services.....	541330		12/96	201.388	201.349	201.741	201.120	201.122
Primary services.....		541330-P	12/96	203.694	203.679	203.964	203.260	203.260
Building related engineering projects.....		541330-1	12/96	181.271	181.024	181.130	180.268	180.268
Residential building engineering projects.....		541330-101	12/09	109.046	109.046	109.046	109.046	109.046
Commercial, public, and institutional building engineering projects.....		541330-102	12/09	136.243	135.639	135.897	135.835	135.835
Industrial and manufacturing plant and process engineering projects.....		541330-103	12/09	128.534	128.534	128.534	127.523	127.523
Non-building related engineering projects.....		541330-2	12/96	217.622	217.784	218.201	217.629	217.629
Transportation engineering projects.....		541330-201	12/09	138.587	138.959	139.923	139.332	139.332
Highway and roadway engineering projects.....		541330-20101	12/09	132.954	133.330	134.244	133.752	133.752
Other transportation engineering projects, including mass transit engineering projects.....		541330-20102	12/09	146.820	147.181	148.220	147.466	147.466
Municipal utility and power generation and distribution engineering projects.....		541330-202	12/09	149.739	149.739	149.739	148.811	148.811
All other non-building related engineering projects.....		541330-203	12/09	157.370	157.370	157.370	157.343	157.343
Other receipts.....		541330-SM	12/96	180.599	180.338	181.711	181.862	181.882

See footnotes at end of table.

Table 11. Producer price indexes for net output of selected industries and their products, not seasonally adjusted — Continued
 [August 2024]

Title ¹	Industry code	Product code	Index base	Unadjusted index ²				
				Apr. 2024	May 2024 ^P	June 2024 ^P	July 2024 ^P	Aug. 2024 ^P
Management and technical consulting services.....	5416		06/06	132.343	132.987	135.615	132.127	132.418
Management consulting services.....	54161		06/06	132.343	132.988	135.618	132.127	132.418
Management consulting services.....	541610		06/06	133.569	134.437	137.911	133.268	133.487
Primary services.....		541610-P	06/06	134.777	135.843	140.063	134.403	134.559
Administrative and general management consulting services.....		541610-1	06/06	154.766	157.516	165.446	154.696	154.789
Marketing consulting services.....		541610-3	06/06	67.464	67.464	67.464	67.464	67.464
Process, physical distribution and logistics consulting services.....		541610-4	06/06	130.612	128.000	129.064	129.762	130.402
Human resources consulting services.....		541610-5	06/06	121.210	119.114	117.605	117.962	118.625
Advertising agencies.....	54181		12/03	124.339	125.007	124.609	124.609	124.682
Advertising agencies.....	541810		06/95	150.726	151.536	151.054	151.054	151.142
Primary services.....		541810-P	06/95	153.756	154.644	154.116	154.115	154.212
Advertising agency services.....		541810-4	09/21	109.715	110.348	109.971	109.971	110.040
Advertising creative services billed separately.....		541810-401	06/95	143.316	143.316	141.243	141.243	141.243
Advertising placement services, including bundled placement and creative services.....		541810-402	06/95	163.720	165.162	165.211	165.210	165.368
Other advertising services billed separately.....		541810-403	12/08	102.598	102.598	102.598	102.598	102.598
Employment services.....	5613		12/96	159.772	159.829	159.400	160.430	159.467
Employee leasing services.....	56133		12/03	130.489	130.489	130.489	130.489	130.489
Professional employer organizations.....	561330		12/03	130.489	130.489	130.489	130.489	130.489
Primary services.....		561330-P	06/94	168.773	168.773	168.773	168.773	168.773
Co-employment staffing.....		561330-1	06/94	168.773	168.773	168.773	168.773	168.773
Staffing services (except PEOs).....	56138		12/10	136.054	136.138	135.490	137.045	135.592
Staffing services (except PEOs).....	561380		12/10	136.043	136.127	135.480	137.035	135.581
Primary services.....		561380-P	12/10	136.865	136.951	136.293	137.878	136.399
Temporary help services.....		561380-1	06/94	179.562	179.616	178.510	180.841	178.762
Temporary help services, office and clerical.....		561380-101	06/94	191.392	193.739	194.741	194.639	196.212
Temporary help services, light and heavy industrial.....		561380-102	06/94	187.073	187.595	184.154	188.043	184.866
Temporary help services, technical and professional.....		561380-103	06/94	103.877	102.550	103.138	103.730	102.106
Temporary help services, medical.....		561380-104	06/94	177.401	181.931	174.703	175.182	170.908
Temporary help services, other.....		561380-105	06/94	184.737	183.913	185.600	191.761	192.256
Employment placement services.....		561380-2	12/03	136.866	138.503	138.821	139.505	138.855
Executive search services.....		561380-3	12/06	111.289	109.485	112.422	109.919	110.287
Travel agencies.....	56151		12/03	106.682	106.772	106.409	107.841	107.872
Travel agencies.....	561510		12/89	119.525	119.627	119.219	120.825	120.861
Primary services.....		561510-P	12/89	118.544	118.733	118.128	120.508	120.560
Flight bookings.....		561510-1	12/89	90.724	90.708	89.869	93.154	93.131
Domestic flight bookings.....		561510-111	12/89	80.813	80.881	81.390	83.427	83.688
International flight bookings.....		561510-112	12/89	72.377	72.315	70.845	74.031	73.834
Other travel agency services, except flight bookings.....		561510-2	12/89	177.861	178.328	177.861	179.722	179.873
Hotel and car rental bookings.....		561510-211	12/89	191.996	191.931	191.902	198.886	198.823
Hotel bookings.....		561510-2111	12/11	113.831	113.797	113.777	117.872	117.828
Car rental bookings.....		561510-2112	12/11	84.500	83.658	84.204	96.251	97.459
Cruise and tour bookings.....		561510-222	06/02	109.622	110.612	109.667	109.801	110.139
Cruise bookings.....		561510-2221	12/11	115.761	117.041	115.865	116.090	116.219
Packaged tour bookings.....		561510-2222	12/11	79.398	79.232	79.219	79.001	80.105
All other travel agency services.....		561510-233	06/02	135.077	135.077	135.077	135.535	135.535
Security guards and patrol services.....	561612		12/04	172.078	171.851	172.589	172.829	172.668
Primary services.....		561612-P	12/04	171.870	171.643	172.380	172.620	172.459
Security guard services.....		561612-1	12/04	171.870	171.643	172.380	172.620	172.459
Janitorial services.....	56172		12/03	139.327	141.477	141.590	141.857	141.794
Janitorial services.....	561720		12/94	164.814	167.357	167.492	167.807	167.732
Primary services.....		561720-P	12/94	165.678	168.345	168.486	168.818	168.739
Janitorial cleaning services.....		561720-5	12/94	165.678	168.345	168.486	168.818	168.739
Nonresidential cleaning services.....		561720-51	06/03	137.649	140.056	140.184	140.484	140.412
Residential cleaning services.....		561720-52	06/03	166.937	166.937	166.937	166.937	166.937
Waste collection.....	5621		12/03	190.724	193.275	192.393	191.767	191.384
Waste collection.....	56211		12/03	190.725	193.276	192.394	191.768	191.385
Solid waste collection.....	562111		12/03	190.737	193.286	192.404	191.779	191.397
Primary services.....		562111-P	06/93	264.937	268.955	267.755	266.696	265.917
Solid waste collection services.....		562111-2	06/93	264.937	268.955	267.755	266.696	265.917
Offices of physicians.....	6211		12/96	145.946	146.197	146.355	146.157	146.160
Offices of physicians.....	62111		12/96	145.946	146.197	146.355	146.157	146.160

See footnotes at end of table.

Table 11. Producer price indexes for net output of selected industries and their products, not seasonally adjusted — Continued
 [August 2024]

Title ¹	Industry code	Product code	Index base	Unadjusted index ²				
				Apr. 2024	May 2024 ^P	June 2024 ^P	July 2024 ^P	Aug. 2024 ^P
Offices of physicians, except mental health.....	621111		12/93	157.282	157.552	157.722	157.510	157.512
Primary services.....		621111-P	12/93	158.013	158.292	158.468	158.248	158.251
One and two physician practices and single specialty group practices.....		621111-4	12/93	148.589	148.991	149.238	148.970	148.970
General/family practice.....		621111-411	12/93	166.827	166.952	167.130	167.130	167.130
Internal medicine.....		621111-412	12/99	129.843	129.843	129.843	129.843	129.843
General surgery and other surgical specialties.....		621111-413	12/99	116.623	116.626	116.626	115.574	115.574
Pediatrics.....		621111-414	12/93	248.908	254.308	257.087	256.340	256.340
Obstetrics/gynecology.....		621111-415	12/93	149.179	148.795	148.795	148.795	148.795
Other specialty.....		621111-419	12/99	127.566	127.480	127.480	127.480	127.480
Multispecialty group practice.....		621111-5	12/93	193.252	193.225	193.227	193.121	193.131
Offices of dentists.....	6212		06/10	136.401	137.126	137.274	137.264	137.264
Offices of dentists.....	62121		06/10	136.401	137.126	137.274	137.264	137.264
Offices of dentists.....	621210		06/10	136.404	137.129	137.277	137.267	137.267
Primary services.....		621210-P	06/10	136.627	137.358	137.508	137.498	137.498
Dental visits and consultations.....		621210-1	06/10	145.113	147.166	147.709	147.709	147.709
Private insurance patients: dental visits and consultations.....		621210-11	06/14	134.471	137.583	138.367	138.367	138.367
Medicare, Medicaid and all other patients: dental visits and consultations.....		621210-12	06/14	130.791	130.911	130.999	130.999	130.999
Dental surgical intervention services.....		621210-2	06/10	121.322	121.322	121.322	121.322	121.322
Private insurance patients: dental surgical intervention services.....		621210-21	06/14	115.935	115.935	115.935	115.935	115.935
Medicare, Medicaid and all other patients: dental surgical intervention services..		621210-22	06/14	118.540	118.540	118.540	118.540	118.540
Dental non-surgical intervention services.....		621210-3	06/10	136.026	136.125	136.066	136.046	136.046
Private insurance patients: dental non-surgical intervention services.....		621210-31	06/14	123.673	123.801	123.689	123.689	123.689
Medicare, Medicaid and all other patients: dental non-surgical intervention services.....		621210-32	06/14	131.637	131.681	131.705	131.660	131.660
Medical and diagnostic laboratories.....	6215		12/03	104.218	104.218	104.218	104.218	103.930
Medical and diagnostic laboratories.....	62151		12/03	104.218	104.218	104.218	104.218	103.930
Medical laboratories.....	621511		12/03	100.975	100.975	100.975	100.975	100.543
Primary services.....		621511-P	06/94	120.126	120.126	120.126	120.126	119.613
Medical laboratory services.....		621511-2	06/94	120.126	120.126	120.126	120.126	119.613
Medicare patients.....		621511-23	06/14	79.631	79.631	79.631	79.631	79.631
Medicaid patients.....		621511-24	06/14	95.319	95.319	95.319	95.319	95.319
Private insurance patients.....		621511-25	06/14	98.270	98.270	98.270	98.270	98.270
All other patients.....		621511-26	06/14	103.748	103.748	103.748	103.748	101.252
Diagnostic imaging centers.....	621512		12/03	108.892	108.892	108.892	108.892	108.892
Primary services.....		621512-P	06/94	114.259	114.259	114.259	114.259	114.259
Diagnostic imaging services.....		621512-4	06/94	114.259	114.259	114.259	114.259	114.259
Medicare and Medicaid patients.....		621512-41	06/14	91.572	91.572	91.572	91.572	91.572
Private insurance and all other patients.....		621512-42	06/14	106.175	106.175	106.175	106.175	106.175
Home health care services.....	6216		12/96	164.555	164.603	164.639	165.057	165.068
Home health care services.....	62161		12/96	164.555	164.603	164.639	165.057	165.068
Home health care services.....	621610		12/96	164.624	164.671	164.708	165.123	165.134
Primary services.....		621610-P	12/96	158.567	158.616	158.654	158.949	158.949
Medicare and Medicaid patients.....		621610-3	12/03	133.861	133.919	133.919	134.271	134.271
Medicare patients.....		621610-31	12/96	139.815	139.815	139.815	139.815	139.815
Medicaid patients.....		621610-32	12/03	148.621	148.734	148.734	149.412	149.412
Private insurance and all other patients.....		621610-4	12/03	156.191	156.191	156.319	156.319	156.319
Private insurance patients.....		621610-41	06/14	112.620	112.620	112.620	112.620	112.620
All other patients.....		621610-42	06/14	155.901	155.901	156.044	156.044	156.044
Other receipts.....		621610-SM	12/96	303.240	303.240	303.240	306.927	307.249
All other ambulatory health care services.....	62199		06/06	136.181	135.957	136.036	136.917	137.127
Blood and organ banks.....	621991		06/06	136.174	135.950	136.030	136.911	137.120
Primary services.....		621991-P	06/06	134.458	134.254	134.334	135.233	135.440
Human blood services.....		621991-1	06/06	120.427	120.573	120.706	121.489	121.923
Human red blood and whole blood services.....		621991-12	06/06	117.759	117.376	117.640	118.313	118.455
Human blood plasma services.....		621991-13	06/06	119.582	120.152	120.205	121.003	121.706
Human blood platelet and other blood services.....		621991-14	06/06	136.177	136.242	136.314	137.364	137.655
Human organ, bone, tissue, and other bank services.....		621991-2	06/06	192.810	191.376	191.276	192.647	192.078
Other receipts.....		621991-SM	06/06	165.585	164.441	164.491	164.041	164.320
Hospitals.....	622		12/92	235.022	235.944	235.989	236.481	237.008
General medical and surgical hospitals.....	6221		12/03	170.834	171.570	171.597	172.010	172.391
General medical and surgical hospitals.....	62211		12/03	170.806	171.542	171.569	171.982	172.363
General medical and surgical hospitals.....	622110		12/92	235.775	236.791	236.828	237.399	237.924
Primary services.....		622110-P	12/92	243.903	244.954	244.992	245.583	246.126

See footnotes at end of table.

Table 11. Producer price indexes for net output of selected industries and their products, not seasonally adjusted — Continued
 [August 2024]

Title ¹	Industry code	Product code	Index base	Unadjusted index ²				
				Apr. 2024	May 2024 ^P	June 2024 ^P	July 2024 ^P	Aug. 2024 ^P
General medical and surgical hospitals - Continued								
Certain infectious and parasitic diseases.....		622110-201	06/08	135.346	135.346	134.062	132.346	132.346
Neoplasms.....		622110-202	12/17	134.223	134.223	135.030	135.030	134.623
Diseases of the blood & blood-forming organs & certain disorders involving the immune mechanism.....		622110-203	12/17	133.165	133.165	133.165	133.184	133.184
Endocrine, nutritional and metabolic diseases.....		622110-204	12/17	109.658	109.267	109.267	109.089	112.045
Mental and behavioural disorders.....		622110-205	12/17	137.424	137.424	137.679	137.679	137.679
Diseases of the nervous system.....		622110-206	12/17	112.699	112.699	112.699	112.939	113.706
Diseases of the circulatory system.....		622110-209	06/08	136.295	136.478	136.451	136.696	137.007
Diseases of the respiratory system.....		622110-210	12/17	121.021	123.011	123.023	125.015	125.014
Diseases of the digestive system.....		622110-211	06/08	157.165	157.974	158.313	159.075	158.981
Diseases of the skin and subcutaneous tissue.....		622110-212	06/08	121.113	121.219	121.222	121.384	121.212
Diseases of the musculoskeletal system and connective tissue.....		622110-213	06/08	154.116	154.586	154.817	155.837	156.095
Diseases of the genitourinary system.....		622110-214	12/17	115.255	115.685	116.121	116.121	116.329
Pregnancy, childbirth and the puerperium.....		622110-215	06/08	185.812	187.523	189.511	190.227	190.907
Certain conditions originating in the perinatal period.....		622110-216	06/08	153.183	153.463	153.909	154.443	154.443
Symptoms, signs and abnormal clinical and laboratory findings, not elsewhere classified.....		622110-218	12/17	120.722	120.722	119.060	119.346	120.141
Injury, poisoning and certain other consequences of external causes.....		622110-219	12/17	116.031	116.968	116.968	116.945	116.945
Factors influencing health status and contact with health services.....		622110-221	12/17	120.254	121.595	121.763	121.678	121.767
Other diseases.....		622110-223	12/17	116.034	116.034	116.998	117.265	119.325
Psychiatric and substance abuse hospitals.....	6222		12/03	172.316	172.316	172.316	172.111	173.243
Psychiatric and substance abuse hospitals.....	62221		12/03	172.316	172.316	172.316	172.111	173.243
Psychiatric and substance abuse hospitals.....	622210		12/92	202.999	202.999	202.999	202.758	204.091
Primary services.....		622210-P	12/92	202.990	202.990	202.990	202.748	204.081
Psychiatric hospitals.....		622210-3	12/92	209.336	209.336	209.336	209.015	210.788
Medicare patients: psychiatric hospitals.....		622210-31	06/14	122.865	122.865	122.865	122.908	122.908
Medicaid patients: psychiatric hospitals.....		622210-32	06/14	163.119	163.119	163.119	163.761	166.729
Private insurance and all other patients: psychiatric hospitals.....		622210-33	06/14	129.399	129.399	129.399	128.872	129.585
Other specialty hospitals.....	6223		12/03	174.421	173.895	174.105	173.433	173.433
Other specialty hospitals.....	62231		12/03	174.421	173.895	174.105	173.433	173.433
Other specialty hospitals.....	622310		12/92	261.447	260.659	260.974	259.965	259.965
Primary services.....		622310-P	12/92	297.697	296.690	297.093	295.802	295.802
Specialty, except psychiatric and substance abuse, hospitals.....		622310-6	12/92	297.697	296.690	297.093	295.802	295.802
Medicare patients.....		622310-61	06/14	118.663	118.606	119.096	117.809	117.809
Medicaid patients.....		622310-62	06/14	145.940	145.021	141.397	141.950	141.950
Private insurance and all other patients.....		622310-63	06/14	110.247	109.740	110.375	110.156	110.156
Nursing care facilities.....	6231		12/03	181.405	181.477	181.304	184.180	184.430
Nursing care facilities.....	62311		12/03	181.405	181.477	181.303	184.179	184.429
Nursing care facilities.....	623110		12/94	275.221	275.330	275.067	279.429	279.809
Primary services.....		623110-P	12/94	273.826	273.941	273.663	278.273	278.674
Medicare and Medicaid patients.....		623110-1	12/94	267.447	267.431	267.514	273.358	273.125
Medicaid patients.....		623110-101	06/12	154.398	154.384	154.460	159.865	159.650
Medicare patients.....		623110-102	06/12	122.674	122.674	122.674	122.674	122.674
Private insurance and all other patients.....		623110-3	12/94	286.001	286.300	285.526	288.513	289.782
Private insurance patients.....		623110-301	06/14	89.663	89.663	89.663	91.368	91.368
All other patients.....		623110-302	06/14	138.476	138.646	138.196	139.405	140.143
Residential developmental disability homes.....	62321		12/03	244.972	244.243	244.208	247.007	246.884
Residential developmental disability homes.....	623210		12/03	244.963	244.234	244.199	247.011	246.888
Primary services.....		623210-P	12/03	245.263	244.423	244.382	247.572	247.430
Residential intellectual and developmental disability services.....		623210-1	12/03	245.263	244.423	244.382	247.572	247.430
Medicaid patients.....		623210-11	06/14	157.556	156.873	156.841	159.028	158.913
Non-Medicaid patients.....		623210-12	06/14	171.735	171.735	171.735	173.396	173.396
Amusement and theme parks.....	7131		06/06	223.761	220.652	220.064	219.047	210.994
Amusement and theme parks.....	71311		06/06	223.413	220.309	219.722	218.707	210.666
Amusement and theme parks.....	713110		06/06	223.399	220.294	219.706	218.691	210.648
Primary services.....		713110-P	06/06	218.374	215.073	214.380	213.294	204.742
Amusement and theme park admissions.....		713110-1	06/06	234.706	229.335	223.020	222.407	211.339
Amusement and theme park food and beverage sales.....		713110-2	06/06	214.213	212.870	223.312	223.312	217.831
Amusement and theme park merchandise sales, games, and other services.....		713110-3	06/06	165.336	173.751	185.329	174.942	175.759
Other receipts.....		713110-SM	06/06	289.224	290.456	292.066	292.598	295.890
Golf courses and country clubs.....	71391		12/05	167.880	161.719	165.433	166.797	166.677
Golf courses and country clubs.....	713910		12/05	167.882	161.720	165.435	166.798	166.679
Primary services.....		713910-P	12/05	168.412	161.927	165.905	167.301	167.212

See footnotes at end of table.

Table 11. Producer price indexes for net output of selected industries and their products, not seasonally adjusted — Continued
 [August 2024]

Title ¹	Industry code	Product code	Index base	Unadjusted index ²				
				Apr. 2024	May 2024 ^P	June 2024 ^P	July 2024 ^P	Aug. 2024 ^P
Golf courses and country clubs - Continued								
Membership dues and fees.....		713910-1	12/05	180.438	180.438	181.367	183.081	182.898
Greens and guest fees.....		713910-2	12/05	144.617	119.352	128.027	128.918	128.918
Food and beverage sales.....		713910-3	12/05	180.982	180.982	186.766	188.074	188.074
Equipment rentals and all other golf services.....		713910-4	12/05	139.348	139.348	139.348	140.903	140.903
Fitness and recreational sports centers.....	71394		12/04	121.826	121.857	115.893	119.419	116.086
Fitness and recreational sports centers.....	713940		12/04	121.830	121.860	115.894	119.421	116.086
Primary services.....		713940-P	12/04	117.618	117.618	111.101	114.953	111.311
Fitness and recreational facility memberships.....		713940-1	12/04	107.896	107.896	98.397	103.386	98.669
Recreational facility admissions, classes, and other fitness center services.....		713940-2	12/04	150.613	150.613	154.206	154.206	154.206
Other receipts.....		713940-SM	12/04	136.995	137.291	137.291	137.291	137.291
Accommodation.....	721		12/96	195.786	198.456	205.874	202.136	202.961
Accommodation.....	7211		12/96	195.786	198.457	205.874	202.136	202.962
Hotels (exc casino hotels) and motels.....	72111		12/03	173.159	175.684	185.702	181.833	180.655
Hotels and motels, except casino hotels.....	721110		12/03	173.171	175.697	185.717	181.847	180.666
Primary services.....		721110-P	12/03	175.595	178.191	188.435	184.427	183.088
Guestroom rental.....		721110-1	12/03	179.019	182.279	195.250	189.733	188.194
Limited service hotels and motels guestroom rental.....		721110-101	06/93	206.765	205.176	212.620	218.008	217.714
Full service hotels and motels guestroom rental.....		721110-102	06/93	257.594	285.581	306.013	287.824	291.042
Luxury and resort hotels guestroom rental.....		721110-103	06/93	280.645	261.115	284.296	278.398	269.563
Hotel and motel food and beverage and related services.....		721110-2	12/03	160.246	160.212	159.876	160.666	160.585
Hotel and motel food and nonalcoholic beverage and related services.....		721110-201	12/03	156.908	156.893	156.453	157.404	157.386
Hotel and motel alcoholic beverage and related services.....		721110-202	12/03	177.869	177.739	177.915	177.915	177.517
Other hotel and motel services.....		721110-5	12/10	161.257	162.104	165.949	168.302	166.126
Other receipts.....		721110-SM1	12/10	183.837	183.624	187.565	190.158	200.183
Casino hotels.....	72112		12/03	133.997	135.450	132.881	131.568	136.354
Casino hotels.....	721120		12/03	133.976	135.429	132.860	131.548	136.333
Primary services.....		721120-P	12/03	135.510	136.995	134.365	133.011	137.864
Casino hotel guestroom rental.....		721120-1	06/01	152.985	153.485	143.149	143.712	166.347
Casino hotel food and beverage and related services.....		721120-2	12/03	232.741	232.752	232.731	233.176	233.166
Casino hotel food and nonalcoholic beverage and related services.....		721120-201	12/03	207.876	207.876	207.876	208.466	208.439
Casino hotel alcoholic beverage and related services.....		721120-202	12/03	304.141	304.186	304.103	304.103	304.147
Casino gaming receipts.....		721120-5	06/01	113.706	115.663	114.371	112.285	113.828
Other casino hotel services.....		721120-6	06/11	122.758	122.758	123.017	123.017	123.017
Other receipts.....		721120-SM1	06/11	136.737	136.709	137.143	138.353	141.936
Commercial machinery repair and maintenance.....	8113		06/06	198.211	200.636	202.500	202.500	205.779
Commercial machinery repair and maintenance.....	81131		06/06	198.234	200.659	202.523	202.523	205.802
Commercial machinery repair and maintenance.....	811310		06/06	198.161	200.584	202.448	202.448	205.726
Primary services.....		811310-P	06/06	179.435	181.711	183.462	183.462	186.160
Maintenance and repair services for agricultural, construction, and mining machinery.....		811310-5	12/13	174.036	174.036	174.852	174.852	176.341
Maintenance and repair services for commercial and service industry machinery.....		811310-6	12/13	154.060	161.510	161.510	161.510	166.560
Maintenance and repair services for industrial machinery.....		811310-7	12/13	130.753	130.753	131.437	131.437	133.537
Maintenance and repair services for general purpose machinery.....		811310-8	12/13	141.634	142.110	150.343	150.343	148.358
Special indexes								
New nonresidential building construction by contractor type/region.....	236400		02/14	160.611	160.557	161.159	162.376	162.393
General contractors.....		236400-1	02/14	157.372	157.245	158.408	160.321	160.332
General contractors, Northeast.....		236400-11	02/14	146.712	146.641	146.619	147.965	148.061
General contractors, South.....		236400-12	02/14	160.245	160.245	160.447	161.549	161.549
General contractors, Midwest.....		236400-13	02/14	145.905	145.481	145.389	145.869	145.880
General contractors, West.....		236400-14	02/14	170.555	170.475	174.774	179.383	179.355
Plumbing, heating, and air conditioning contractors.....		236400-221	02/14	150.769	150.730	151.080	151.389	151.959
Plumbing, heating, and air conditioning contractors, Northeast.....		236400-2211	02/14	178.745	178.745	178.745	178.839	180.357
Plumbing, heating, and air conditioning contractors, South.....		236400-2212	02/14	147.296	147.305	147.665	148.095	151.063
Plumbing, heating, and air conditioning contractors, Midwest.....		236400-2213	02/14	138.886	139.083	139.070	139.155	139.063
Plumbing, heating, and air conditioning contractors, West.....		236400-2214	02/14	142.561	142.218	143.172	143.696	140.802
Electrical contractors.....		236400-222	02/14	175.835	175.835	176.003	178.665	178.731
Electrical contractors, Northeast.....		236400-2221	02/14	181.969	181.913	182.431	185.192	185.322
Electrical contractors, South.....		236400-2222	02/14	172.634	172.634	172.634	175.430	175.430
Electrical contractors, Midwest.....		236400-2223	02/14	164.151	163.847	163.847	165.672	165.817
Electrical contractors, West.....		236400-2224	02/14	185.651	185.955	186.247	189.370	189.412
Roofing contractors.....		236400-223	02/14	179.704	178.637	178.685	180.519	180.535
Roofing contractors, Northeast.....		236400-2231	02/14	157.509	156.764	157.155	156.165	156.186
Roofing contractors, South.....		236400-2232	02/14	-	-	201.052	203.052	203.052

See footnotes at end of table.

Table 11. Producer price indexes for net output of selected industries and their products, not seasonally adjusted — Continued
 [August 2024]

Title ¹	Industry code	Product code	Index base	Unadjusted index ²				
				Apr. 2024	May 2024 ^p	June 2024 ^p	July 2024 ^p	Aug. 2024 ^p
New nonresidential building construction by contractor type/region - Continued								
Roofing contractors, Midwest.....		236400-2233	02/14	178.444	177.241	176.200	177.137	177.088
Roofing contractors, West.....		236400-2234	02/14	160.522	159.968	160.271	163.968	164.059
Poured concrete foundation and structure contractors.....		236400-224	02/14	167.867	168.037	168.081	167.773	167.387
Poured concrete foundation and structure contractors, Northeast.....		236400-2241	02/14	155.873	155.929	155.941	154.609	154.013
Poured concrete foundation and structure contractors, South.....		236400-2242	02/14	180.557	180.653	180.749	181.749	180.763
Poured concrete foundation and structure contractors, Midwest.....		236400-2243	02/14	160.211	160.863	161.016	160.529	160.717
Poured concrete foundation and structure contractors, West.....		236400-2244	02/14	164.103	164.011	163.908	162.517	162.468
New nonresidential building construction by region.....	236500		02/14	160.884	160.837	161.446	162.676	162.688
New nonresidential building construction, Northeast.....		236500-1	02/14	169.459	169.459	169.498	171.186	171.558
New nonresidential building construction, South.....		236500-2	02/14	157.757	157.745	157.912	158.782	159.018
New nonresidential building construction, Midwest.....		236500-3	02/14	153.021	152.870	152.818	153.142	152.977
New nonresidential building construction, West.....		236500-4	02/14	166.077	166.028	167.996	170.067	169.709
Nonresidential building maintenance & repair.....	2381MR		04/09	153.229	153.249	153.383	153.451	153.649
General medical and surgical hospitals by patient type.....	62211A							
Medicare patients.....		62211A-2	12/92	196.666	196.666	196.070	196.070	196.331
Medicaid patients.....		62211A-4	12/92	160.285	160.285	160.028	160.470	160.470
Private insurance and all other patients.....		62211A-6	12/92	310.301	312.696	313.605	314.895	315.938
Private insurance patients.....		62211A-61	06/14	135.927	137.110	137.554	138.165	138.654
All other patients.....		62211A-62	06/14	129.547	129.547	129.598	129.799	129.998
Premiums for property and casualty insurance ³	924126		06/98	172.968	174.434	174.643	174.903	175.091
Primary services.....		924126-P	06/98	173.135	174.602	174.811	175.072	175.260
Premiums for private passenger auto insurance.....		924126-1	06/98	211.771	214.862	215.230	215.705	215.709
Premiums for homeowner's insurance.....		924126-2	06/98	246.508	247.603	247.807	248.461	248.461
Premiums for commercial auto insurance.....		924126-3	06/98	122.978	123.482	123.164	123.401	123.401
Premiums for non-auto liability insurance.....		924126-4	06/98	126.503	127.373	127.898	128.049	128.779
Premiums for medical malpractice insurance.....		924126-402	06/98	118.282	118.282	118.282	118.282	118.282
Premiums for product and other non-auto liability insurance.....		924126-403	06/98	127.732	128.755	129.374	129.551	130.411
Premiums for commercial multiple peril insurance.....		924126-5	06/98	142.977	142.977	143.013	143.013	144.296
Premiums for worker's compensation insurance.....		924126-6	06/98	96.591	96.591	96.589	96.239	96.161
Premiums for other property and casualty insurance.....		924126-7	12/03	120.878	120.872	120.872	120.872	120.872

¹ Industry and product class indexes may include products not shown separately.

² All indexes are subject to revision for 4 months after their originally scheduled publication to incorporate late reports and corrections by survey respondents.

³ The special index for 924126, in which prices reflect premiums only, contrasts with the index shown elsewhere in this table for NAICS 524126, where prices reflect premiums plus the amount of investment income earned on the invested portion of the premium.

p Preliminary

"-" Data not available.

n.e.c. = Not elsewhere classified.

NOTE: Titles of some industries and products are not shown in this table because they fail to meet our publication criteria.

Table 12. Producer price index percentage changes for the net output of selected industries and their products, not seasonally adjusted
 [August 2024]

Title ¹	Industry code	Product code	Unadjusted 12-month percent change ²	Unadjusted 1-month percent change ²				
				Aug. 2023 to Aug. 2024 ^P	Mar. to Apr.	Apr. to May ^P	May to June ^P	June to July ^P
Logging.....	1133		-3.2	-2.2	0.0	0.0	0.4	0.7
Logging.....	11331		-3.2	-2.2	0.0	0.0	0.4	0.7
Logging.....	113310		-3.2	-2.2	0.0	0.0	0.4	0.7
Primary products.....		113310-P	-3.2	-2.2	0.0	0.0	0.4	0.7
Secondary products and miscellaneous receipts.....		113310-SM						
Mining								
Total mining industries.....			-3.1	4.2	-2.1	1.1	2.2	-4.4
Oil and gas extraction.....	211		-10.1	6.7	-4.3	2.9	2.8	-8.0
Oil and gas extraction.....	2111		-10.1	6.7	-4.3	2.9	2.8	-8.0
Crude petroleum and natural gas extraction.....	211111		-10.0	7.0	-4.7	2.9	2.9	-8.0
Primary products.....		211111-P	-10.0	7.0	-4.7	2.9	2.9	-8.0
Crude petroleum.....		211111-1	-4.0	8.5	-7.3	-0.3	3.7	-4.2
Natural gas (from the wellhead).....		211111-3	-40.9	-4.5	18.5	26.8	-2.1	-32.1
Natural gas liquids extraction.....	211112		-10.9	4.1	-1.4	3.2	2.5	-8.4
Primary products.....		211112-P	-10.9	4.1	-1.4	3.2	2.5	-8.4
Natural gas liquids.....		211112-1	-5.5	5.9	-3.1	-1.1	0.5	-6.6
Isopentane and natural gasoline.....		211112-11	1.5	6.6	-6.4	1.2	6.1	-3.3
Propane.....		211112-12	34.1	-8.1	12.0	16.0	12.6	-9.3
Butane.....		211112-13	30.3	9.9	-10.8	15.1	12.2	-4.1
Plant condensate, ethane, gas mixtures, and other natural gas liquids.....		211112-14	-22.6	9.4	-4.3	-8.7	-7.6	-7.3
Residue gas shipped from natural gas liquids plants.....		211112-3	-28.4	-7.1	10.5	32.6	13.0	-16.5
Mining (except oil & gas).....	212		9.3	1.1	1.4	-1.5	2.1	-0.1
Coal mining.....	2121		6.7	-0.6	0.8	-1.6	3.4	1.2
Coal mining.....	21211		6.7	-0.6	0.8	-1.6	3.4	1.2
Coal mining.....	212110		6.7	-0.6	0.8	-1.6	3.4	1.2
Primary products.....		212110-P	6.8	-0.6	0.8	-1.6	3.4	1.2
Coal, utility sold.....		212110-1	8.6	-0.6	1.4	-1.9	4.1	1.3
Bituminous coal and lignite surface mining (utility sold).....		212110-11	-0.3	-2.0	11.1	-9.5	4.8	2.3
Raw bituminous and lignite from surface mining operations (utility sold).....		212110-111	-2.3	5.4	-0.5	-3.0	-4.1	3.9
Processed bituminous coal and lignite surface operations (utility sold).....		212110-113	0.2	-4.0	14.6	-11.3	7.5	1.9
Bituminous coal underground mining (utility sold).....		212110-12	12.9	0.0	-2.9	1.5	3.8	0.9
Raw bituminous coal shipped from underground mining operations (utility sold).....		212110-121	12.9	3.6	-6.8	0.2	4.5	0.9
Processed bituminous coal shipped from underground mines (utility sold).....		212110-123	12.9	-0.6	-2.3	1.7	3.7	0.9
Coal exports.....		212110-4	-7.8	-0.5	-4.0	0.0	-0.4	1.3
Coal non-utility sold (including anthracite).....		212110-5	6.3	-0.6	0.2	0.3	0.1	0.0
Secondary products and miscellaneous receipts.....		212110-SM						
Metal ore mining.....	2122		13.4	3.5	3.0	-3.3	2.6	-2.4
Iron ore mining.....	21221		0.8	0.7	0.3	-0.7	2.1	0.0
Iron ore mining.....	212210		0.8	0.7	0.3	-0.7	2.1	0.0
Primary products.....		212210-P	0.8	0.7	0.3	-0.7	2.1	0.0
Iron ore (including crude, concentrates, agglomerates and pellets).....		212210-0	0.8	0.7	0.3	-0.7	2.1	0.0
Copper, nickel, lead & zinc mining.....	21223		13.8	0.8	10.4	-8.5	5.0	-6.9
Copper, nickel, lead and zinc mining.....	212230		13.8	0.8	10.4	-8.5	5.0	-6.9
Primary products.....		212230-P	12.1	-0.8	10.9	-9.7	5.7	-7.9
Secondary products and miscellaneous receipts.....		212230-SM						
Nonmetallic mineral mining & quarrying.....	2123		6.2	0.1	0.2	-0.1	0.6	0.7
Stone mining & quarrying.....	21231		7.8	-0.2	-0.2	0.3	0.6	1.3
Dimension stone mining and quarrying.....	212311		7.1	0.0	0.0	0.0	0.0	0.0
Primary products.....		212311-P	7.2	0.0	0.0	0.0	0.0	0.0
Dimension stone.....		212311-0	7.2	0.0	0.0	0.0	0.0	0.0
Secondary products and miscellaneous receipts.....		212311-SM						
Crushed and broken limestone mining.....	212312		8.4	0.1	0.0	0.0	0.3	1.5
Primary products.....		212312-P	8.6	0.1	0.0	0.0	0.3	1.5
Crushed and broken limestone.....		212312-0	8.6	0.1	0.0	0.0	0.3	1.5
Secondary products and miscellaneous receipts.....		212312-SM						
Crushed and broken granite mining.....	212313		5.1	-1.7	-1.3	1.5	0.6	2.2

See footnotes at end of table.

Table 12. Producer price index percentage changes for the net output of selected industries and their products, not seasonally adjusted — Continued
 [August 2024]

Title ¹	Industry code	Product code	Unadjusted 12-month percent change ²	Unadjusted 1-month percent change ²				
				Aug. 2023 to Aug. 2024 ^P	Mar. to Apr.	Apr. to May ^P	May to June ^P	June to July ^P
Crushed and broken granite mining - Continued								
Primary products.....		212313-P	5.1	-1.7	-1.3	1.5	0.6	2.2
Crushed and broken granite.....		212313-0	5.1	-1.7	-1.3	1.5	0.6	2.2
Secondary products and miscellaneous receipts.....		212313-SM						
Other crushed and broken stone mining.....	212319		8.2	0.0	0.0	0.0	2.3	0.0
Primary products.....		212319-P	8.6	0.0	0.0	0.0	2.4	0.0
Bituminous limestone and sandstone, and other crushed and broken stone.....		212319-0	8.6	0.0	0.0	0.0	2.4	0.0
Secondary products and miscellaneous receipts.....		212319-SM						
Sand/gravel/clay/refractory minerals mining.....	21232		8.3	1.8	1.1	-0.3	0.9	0.2
Construction sand and gravel mining.....	212321		8.9	2.1	1.4	-0.3	1.0	0.2
Primary products.....		212321-P	9.0	2.3	1.4	-0.3	1.0	0.2
Construction sand and gravel (run of pit/bank, washed, screened, etc).....		212321-0	9.0	2.3	1.4	-0.3	1.0	0.2
Construction sand and gravel, Midwest.....		212321-02	9.4	3.1	1.2	-0.2	0.0	0.0
Construction sand and gravel, West.....		212321-04	10.1	2.5	2.0	-0.5	2.1	0.5
Secondary products and miscellaneous receipts.....		212321-SM						
Miscellaneous receipts.....		212321-M	4.6	0.0	0.0	0.0	0.0	0.0
Kaolin, clay, and ceramic and refractory minerals mining.....	212323		5.6	0.4	-0.2	-0.3	0.7	-0.1
Primary products.....		212323-P	5.6	0.4	-0.2	-0.3	0.7	-0.1
Bentonite.....		212323-2	3.5	0.0	0.8	0.2	0.9	0.0
Secondary products and miscellaneous receipts.....		212323-SM						
Other nonmetallic mineral mining & quarrying.....	21239		-3.4	-2.9	-0.6	-0.5	-0.1	-0.3
Other nonmetallic mineral mining and quarrying.....	212390		-3.4	-2.9	-0.6	-0.5	-0.1	-0.3
Primary products.....		212390-P	-3.4	-2.9	-0.6	-0.5	-0.1	-0.3
Rock salt.....		212390-5	0.3	0.0	0.0	0.0	0.0	0.0
All other nonmetallic minerals, including gypsum.....		212390-9	-3.0	-15.4	-3.7	-1.2	0.2	-0.5
Secondary and miscellaneous.....		212390-SM						
Mining support activities.....	213		4.3	1.4	-0.1	-1.0	0.5	1.5
Mining support activities.....	2131		4.3	1.4	-0.1	-1.0	0.5	1.5
Mining support activities.....	21311		4.3	1.4	-0.1	-1.0	0.5	1.5
Drilling oil and gas wells.....	213111		-1.6	1.4	0.0	0.0	-0.2	-0.2
Primary services.....		213111-P	-1.6	1.4	0.0	0.0	-0.2	-0.2
Oil and gas well directional drilling control.....		213111-03	-2.5	0.0	0.0	0.4	-2.6	0.0
Drilling oil and gas wells, including drilling in, spudding in or tailing in.....		213111-04	-1.3	1.6	0.0	0.0	0.0	-0.2
Reworking oil and gas wells.....		213111-05	-3.2	0.0	0.0	0.0	-0.4	0.0
Support activities for oil and gas operations.....	213112		6.5	1.5	-0.1	-1.5	0.8	2.1
Primary services.....		213112-P	6.7	1.5	-0.1	-1.5	0.8	2.2
Oil and gas field support services.....		213112-0	6.7	1.5	-0.1	-1.5	0.8	2.2
Secondary products and miscellaneous receipts.....		213112-SM						
Support activities for coal mining.....	213113		2.5	1.2	-0.1	0.3	0.8	0.0
Primary services.....		213113-P	2.5	1.2	-0.1	0.3	0.8	0.0
Coal mining services.....		213113-0	2.5	1.2	-0.1	0.3	0.8	0.0
Support activities for metal and nonmetallic minerals mining.....	213118		2.1	0.0	0.0	0.0	-1.7	-0.1
Primary services.....		213118-P	2.1	0.0	0.0	0.0	-1.7	-0.1
Support activities for metal and nonmetallic minerals mining.....		213118-1	2.1	0.0	0.0	0.0	-1.7	-0.1
Utilities.....	221		-9.7	-1.4	2.3	6.2	1.5	-0.5
Electric power generation, transmission, and distribution.....	2211		-11.8	-1.1	3.2	6.9	1.8	-0.4
Electric power generation.....	22111		-33.5	-4.4	13.9	4.0	12.0	2.8
Electric power generation.....	221110		-33.5	-4.4	13.9	4.0	12.0	2.8
Primary products.....		221110-P	-33.9	-4.4	14.2	4.1	12.3	2.8
Utilities.....		221110-4	-11.8	0.7	-1.4	1.1	5.1	2.0
Non-utilities.....		221110-5	-44.7	-10.3	34.1	6.8	18.6	3.4
Secondary products and miscellaneous receipts.....		221110-SM						
Electric power transmission, control, and distribution.....	22112		1.0	-0.1	0.0	8.0	-1.8	-1.7
Electric bulk power transmission and control.....	221121		3.5	0.8	0.2	-0.7	-3.2	2.9
Primary products.....		221121-P	3.5	0.8	0.2	-0.7	-3.2	2.9
Electric bulk power transmission and control.....		221121-3	3.5	0.8	0.2	-0.7	-3.2	2.9
Electric power distribution.....	221122		0.9	-0.1	0.0	8.4	-1.7	-1.9
Primary products.....		221122-P	1.6	-0.6	0.0	6.2	-0.5	-0.5

See footnotes at end of table.

Table 12. Producer price index percentage changes for the net output of selected industries and their products, not seasonally adjusted — Continued
 [August 2024]

Title ¹	Industry code	Product code	Unadjusted 12-month percent change ²	Unadjusted 1-month percent change ²				
			Aug. 2023 to Aug. 2024 ^P	Mar. to Apr.	Apr. to May ^P	May to June ^P	June to July ^P	July to Aug. ^P
Electric power distribution - Continued								
Residential electric power.....		221122-41	1.3	-0.4	0.5	3.4	-0.6	-0.9
New England residential electric power.....		221122-411	-0.2	-4.0	0.0	-0.1	-8.4	-1.2
Middle Atlantic residential electric power.....		221122-412	8.5	-3.0	0.4	2.5	1.6	1.1
East North Central residential electric power.....		221122-413	7.2	0.9	-1.1	7.2	-0.3	-0.3
West North Central residential electric power.....		221122-414	3.6	3.5	-0.5	12.2	1.9	0.9
South Atlantic residential electric power.....		221122-415	1.0	0.2	0.8	4.4	-0.2	-0.3
East South Central residential electric power.....		221122-416	-0.1	-3.5	-1.6	3.5	-0.6	0.3
West South Central residential electric power.....		221122-417	-10.9	0.4	2.1	1.7	0.5	-7.8
Mountain residential electric power.....		221122-418	6.4	-0.3	4.4	0.1	1.1	0.0
Pacific residential electric power.....		221122-419	0.9	0.5	0.1	0.9	-2.9	0.1
Commercial electric power.....		221122-42	2.3	-0.8	0.0	8.7	-0.9	-0.3
New England commercial electric power.....		221122-421	-2.3	-2.2	0.0	-0.4	-6.3	-0.5
Middle Atlantic commercial electric power.....		221122-422	13.4	-5.8	1.5	13.6	1.4	0.9
East North Central commercial electric power.....		221122-423	4.8	0.6	-1.3	7.2	0.1	0.0
West North Central commercial electric power.....		221122-424	5.9	4.4	-1.0	9.7	3.7	1.7
South Atlantic commercial electric power.....		221122-425	-1.6	0.0	-0.1	0.2	-0.6	-0.7
East South Central commercial electric power.....		221122-426	-1.8	-1.9	-3.2	4.3	-0.6	0.1
West South Central commercial electric power.....		221122-427	-6.8	0.2	0.4	6.7	-0.3	-3.3
Mountain commercial electric power.....		221122-428	4.8	-1.0	3.3	0.0	3.6	0.0
Pacific commercial electric power.....		221122-429	2.5	0.2	0.0	21.5	-4.3	0.0
Industrial electric power.....		221122-43	1.0	-0.9	-1.4	8.4	0.7	0.1
New England industrial electric power.....		221122-431	-9.4	-15.2	-3.3	0.8	7.7	-1.1
Middle Atlantic industrial electric power.....		221122-432	12.3	-2.5	-0.7	4.0	5.8	-0.9
East North Central industrial electric power.....		221122-433	6.9	2.9	-3.9	6.0	-1.6	-0.2
West North Central industrial electric power.....		221122-434	1.5	5.1	0.7	8.8	2.4	2.2
South Atlantic industrial electric power.....		221122-435	4.5	0.2	2.0	0.5	-0.9	-0.8
East South Central industrial electric power.....		221122-436	-4.5	0.4	-4.1	5.0	-0.5	-0.2
West South Central industrial electric power.....		221122-437	-13.0	-1.3	-2.7	5.4	0.2	-7.5
Mountain industrial electric power.....		221122-438	7.6	-13.7	0.5	9.3	14.0	15.7
Pacific industrial electric power.....		221122-439	0.8	0.3	0.1	25.2	-3.3	0.0
Transportation electric power.....		221122-45	-0.2	0.6	-2.5	7.1	-1.2	-0.8
Secondary products and miscellaneous receipts.....		221122-SM						
Miscellaneous receipts.....		221122-M	0.5	0.0	0.0	0.2	0.0	0.0
Natural gas distribution.....	2212		0.8	-2.8	-1.2	3.0	0.2	-0.9
Natural gas distribution.....	22121		0.8	-2.8	-1.2	3.0	0.2	-0.9
Natural gas distribution.....	221210		0.8	-2.8	-1.2	3.0	0.2	-0.9
Primary products.....		221210-P	0.7	-2.9	-1.2	2.7	0.5	-0.9
Natural gas to ultimate consumers.....		221210-11	-1.5	-3.6	-1.4	3.0	0.5	-1.2
Residential natural gas.....		221210-112	-0.6	-2.4	-1.5	2.0	0.4	-0.5
New England residential natural gas.....		221210-1121	5.7	0.0	-19.1	-0.4	-0.8	-1.2
Middle Atlantic residential natural gas.....		221210-1122	2.6	-0.6	-0.1	-0.1	0.6	-0.9
East North Central residential natural gas.....		221210-1123	-2.2	-1.1	-2.5	7.3	0.7	-2.2
West North Central residential natural gas.....		221210-1124	0.3	-1.2	2.1	-0.5	2.2	-1.0
South Atlantic residential natural gas.....		221210-1125	2.3	-2.5	0.3	2.4	1.9	-0.6
East South Central residential natural gas.....		221210-1126	-6.7	-6.6	-0.8	-2.9	10.9	1.5
West South Central residential natural gas.....		221210-1127	4.4	-3.6	-4.4	2.6	1.4	0.0
Mountain residential natural gas.....		221210-1128	-20.6	-4.3	0.4	0.1	-14.7	0.5
Pacific residential natural gas.....		221210-1129	2.1	-5.9	2.1	2.3	3.8	1.6
Commercial natural gas.....		221210-113	-3.2	-5.6	-3.2	2.5	-0.1	-1.6
New England commercial natural gas.....		221210-1131	13.0	0.1	-24.9	-0.3	-0.5	-2.1
Middle Atlantic commercial natural gas.....		221210-1132	1.8	-1.2	-0.6	0.6	1.0	-2.8
East North Central commercial natural gas.....		221210-1133	-3.2	-3.5	-3.1	6.1	-0.1	-4.7
West North Central commercial natural gas.....		221210-1134	-2.6	-4.3	1.7	3.4	2.0	-1.8
South Atlantic commercial natural gas.....		221210-1135	-2.3	-3.8	1.2	2.1	0.6	-0.7
East South Central commercial natural gas.....		221210-1136	-7.6	-5.8	3.1	4.9	8.4	-2.1
West South Central commercial natural gas.....		221210-1137	1.0	-4.7	-4.1	2.0	0.4	-1.7
Mountain commercial natural gas.....		221210-1138	-30.8	-6.5	-0.2	-0.1	-20.1	0.1
Pacific commercial natural gas.....		221210-1139	0.8	-20.3	-0.6	3.7	8.3	3.7
Industrial natural gas.....		221210-114	-9.3	-6.2	-2.0	1.7	1.2	-3.2
New England industrial natural gas.....		221210-1141	13.7	-0.2	-25.5	-0.6	-1.1	-6.1
Middle Atlantic industrial natural gas.....		221210-1142	-14.9	-0.6	-0.2	0.8	6.7	-6.3
East North Central industrial natural gas.....		221210-1143	-8.3	-9.4	-6.4	5.8	-1.0	-6.9
West North Central industrial natural gas.....		221210-1144	-6.6	-2.7	1.1	-3.6	4.4	-3.3

See footnotes at end of table.

Table 12. Producer price index percentage changes for the net output of selected industries and their products, not seasonally adjusted — Continued
 [August 2024]

Title ¹	Industry code	Product code	Unadjusted 12-month percent change ²	Unadjusted 1-month percent change ²				
				Aug. 2023 to Aug. 2024 ^P	Mar. to Apr.	Apr. to May ^P	May to June ^P	June to July ^P
Natural gas distribution - Continued								
South Atlantic industrial natural gas.....		221210-1145	3.6	-2.9	-1.0	4.2	3.3	-1.2
East South Central industrial natural gas.....		221210-1146	-5.8	-5.3	-3.2	5.6	7.1	-0.1
West South Central industrial natural gas.....		221210-1147	-15.1	-7.6	-2.4	-0.2	1.3	-3.9
Mountain industrial natural gas.....		221210-1148	-14.4	-0.6	0.0	0.1	-12.2	2.4
Pacific industrial natural gas.....		221210-1149	-7.7	-9.3	3.2	2.7	0.6	-0.8
To electric power.....		221210-115	-1.0	-4.1	-0.3	4.6	0.9	-1.7
Delivered to ultimate consumers for the account of others (transportation only).....		221210-12	13.4	0.8	-0.4	1.2	0.1	0.4
Industrial consumer.....		221210-122	22.9	1.3	-0.2	1.8	0.3	-0.1
Other consumers.....		221210-123	7.8	0.5	-0.5	0.8	-0.1	0.8
Secondary products and miscellaneous receipts.....		221210-SM						
Miscellaneous receipts.....		221210-M	0.5	-0.3	0.0	0.3	0.1	-0.3
Construction industries								
New industrial building construction.....	236211		0.1	-0.1	0.0	0.1	-0.2	0.0
Primary products.....		236211-P	0.1	-0.1	0.0	0.1	-0.2	0.0
New warehouse building construction.....	236221		0.3	0.3	0.0	0.0	0.2	-0.1
Primary products.....		236221-P	0.3	0.3	0.0	0.0	0.2	-0.1
New school building construction.....	236222		1.7	0.3	-0.2	0.1	1.3	0.0
Primary products.....		236222-P	1.7	0.3	-0.2	0.1	1.3	0.0
New office building construction.....	236223		1.9	-0.3	0.0	1.1	1.3	-0.3
Primary products.....		236223-P	1.9	-0.3	0.0	1.1	1.3	-0.3
New health care building construction.....	236224		0.9	0.1	0.0	0.1	0.3	0.9
Primary products.....		236224-P	0.9	0.1	0.0	0.1	0.3	0.9
Concrete contractors, nonresidential building work.....	23811X		2.9	0.7	0.1	0.1	-0.2	-0.2
Primary products.....		23811X-P	2.9	0.7	0.1	0.1	-0.2	-0.2
Roofing contractors, nonresidential building work.....	23816X		2.1	0.6	-0.3	0.0	0.8	0.0
Primary products.....		23816X-P	2.1	0.6	-0.3	0.0	0.8	0.0
Electrical contractors, nonresidential building work.....	23821X		2.3	1.2	0.0	0.1	1.2	0.1
Primary products.....		23821X-P	2.3	1.2	0.0	0.1	1.2	0.1
Plumbing, heating and air-conditioning contractors, nonresidential building work.....	23822X		1.4	0.2	0.0	0.1	0.1	0.4
Primary products.....		23822X-P	1.4	0.2	0.0	0.1	0.1	0.4
Manufacturing								
Total manufacturing industries.....			-0.7	0.7	-1.0	-0.5	0.8	-0.2
Food mfg.....	311		2.0	0.4	0.2	0.7	0.5	-0.2
Animal food mfg.....	3111		-4.5	-0.4	0.1	-0.1	0.2	-0.2
Animal food mfg.....	31111		-4.5	-0.4	0.1	-0.1	0.2	-0.2
Dog and cat food manufacturing.....	311111		0.6	0.0	0.0	0.0	0.0	0.0
Primary products.....		311111-P	0.6	0.0	0.0	0.0	0.0	0.0
Dog food.....		311111-1	0.7	0.0	0.0	0.0	0.0	0.0
Canned dog food.....		311111-11	2.0	0.0	0.0	0.0	0.0	0.0
Dry and semi moist dog food.....		311111-14	0.4	0.0	0.0	0.0	0.0	0.0
Cat food.....		311111-4	0.5	0.0	0.0	0.0	0.0	0.0
Canned cat food.....		311111-44	0.5	0.0	0.0	0.0	0.0	0.0
Dry and semi moist cat food.....		311111-45	0.6	0.0	0.0	0.0	0.0	0.0
Secondary products and miscellaneous receipts.....		311111-SM						
Miscellaneous receipts.....		311111-M1	0.0	0.0	0.0	0.0	0.0	0.0
Other animal food manufacturing.....	311119		-8.4	-0.7	0.2	-0.2	0.4	-0.3
Primary products.....		311119-P	-8.7	-0.7	0.3	-0.2	0.4	-0.3
Complete swine feed, supplements, concentrates, and premixes.....		311119-B	-3.7	0.6	0.6	0.0	0.0	-1.7
Complete beef cattle feed, supplements, concentrates, and premixes.....		311119-H	-7.6	-1.2	0.5	-0.5	1.1	-0.8
Poultry, exc. chicken and turkey, and livestock, exc. cattle and swine, feed.....		311119-N	-0.8	0.1	-0.4	0.0	0.0	-0.1
Pet (excluding dog and cat), laboratory, and fur animal feed.....		311119-R	-9.4	-0.7	-0.5	0.1	-3.6	0.9
Chicken and turkey feed, supplements, concentrates, and premixes.....		311119-1	-15.0	-0.8	1.2	-1.2	0.6	0.2
Complete dairy cattle feed, supplements, concentrates, and premixes.....		311119-5	-5.8	-1.9	-1.1	0.6	1.7	-0.4
Other prepared animal feeds, including feeding materials and adjuncts.....		311119-9	-7.7	-0.3	0.1	1.3	0.0	-0.5
Secondary products and miscellaneous receipts.....		311119-SM						
Miscellaneous receipts.....		311119-M	-4.1	-0.6	0.1	1.5	0.0	0.4
Secondary products.....		311119-S	-0.5	0.1	0.0	0.0	-0.1	-0.1
Grain & oilseed milling.....	3112		-8.4	-0.4	0.1	-0.3	1.2	-1.6

See footnotes at end of table.

Table 12. Producer price index percentage changes for the net output of selected industries and their products, not seasonally adjusted — Continued
 [August 2024]

Title ¹	Industry code	Product code	Unadjusted 12-month percent change ²	Unadjusted 1-month percent change ²				
				Aug. 2023 to Aug. 2024 ^P	Mar. to Apr.	Apr. to May ^P	May to June ^P	June to July ^P
Flour milling & malt mfg.	31121		-8.0	-1.0	1.9	-1.1	-1.2	-0.9
Flour milling.	311211		-9.6	-1.5	2.7	-1.8	-1.6	-1.2
Primary products.		311211-P	-9.4	-1.1	2.8	-1.8	-1.7	-1.2
Prepared flour mixes, including refrigerated and frozen doughs and batters, made in flour mills.		311211-A	-0.3	0.1	0.0	0.0	0.1	0.0
Wheat flour (except flour mixes), made in flour mills.		311211-1	-5.4	-1.3	4.6	-2.7	-1.7	-0.6
Wheat mill products, except flour.		311211-4	-30.7	-1.2	3.3	-2.8	-1.5	-6.4
Corn mill products.		311211-7	-8.3	0.2	0.8	-1.0	-2.1	-0.3
Other grain mill products.		311211-9	-14.3	-4.7	1.5	0.2	-3.7	-2.2
Secondary products and miscellaneous receipts.		311211-SM						
Miscellaneous receipts.		311211-M	-15.5	2.1	-0.1	2.0	-1.0	-8.8
Rice milling.	311212		-5.7	0.2	0.2	0.4	-0.2	-0.2
Primary products.		311212-P	-5.7	0.2	0.2	0.4	-0.2	-0.2
Milled rice and byproducts.		311212-0	-5.7	0.2	0.2	0.4	-0.2	-0.2
Milled rice (incl second heads, screenings, brewers, bran, sharps, rice flour, and byproducts).		311212-04	-8.5	-0.1	0.4	1.2	0.3	0.0
Head rice not packaged with other ingredients.		311212-06	-6.1	0.1	-0.1	-0.2	-0.8	-0.6
Malt manufacturing.	311213		-0.3	-0.5	0.0	0.1	0.0	0.0
Primary products.		311213-P	-0.3	-0.5	0.0	0.1	0.0	0.0
Malt and malt byproducts.		311213-0	-0.3	-0.5	0.0	0.1	0.0	0.0
Secondary products and miscellaneous receipts.		311213-SM1						
Starch & vegetable fats & oils mfg.	31122		-10.7	-0.2	-0.5	-0.1	2.4	-2.2
Wet corn milling and starch manufacturing.	311221		-6.7	-1.4	3.4	0.0	2.1	-0.7
Primary products.		311221-P	-6.3	-1.4	3.4	0.0	2.2	-0.7
Wet process corn byproducts.		311221-A	-20.0	-12.1	1.3	3.2	-7.0	-1.0
Corn sweeteners, made by wet milling.		311221-1	-7.4	-1.0	7.3	-0.7	4.9	-2.4
Manufactured starch, made by wet milling.		311221-4	-5.1	0.2	0.0	-0.3	2.7	3.6
Secondary products and miscellaneous receipts.		311221-SM						
Soybean and other oilseed processing.	311224		-11.8	0.2	-1.4	0.0	3.1	-3.2
Primary products.		311224-P	-6.8	-0.8	-0.3	0.0	2.1	-2.6
Cottonseed cake, meal, hulls, and other byproducts.		311224-B	-11.3	-2.0	1.1	0.7	-1.7	-3.2
Cottonseed cake and meal.		311224-B1	-12.1	-2.7	3.4	0.9	-3.9	-3.5
Soybean oil.		311224-3	1.7	-0.5	-1.7	0.3	1.3	-1.8
Crude soybean oil, degummed, made from soybeans crushed in the same establishment.		311224-31	56.1	0.1	-0.3	0.1	0.2	-0.1
Soybean oil, all other types.		311224-32	-33.6	-1.3	-3.7	0.5	3.1	-4.3
Soybean cake, meal, and other byproducts.		311224-4	-10.0	-1.7	2.2	-0.2	0.4	-1.7
Soybean cake and meal.		311224-41	-7.6	-0.8	1.6	0.7	-0.3	-1.9
Other soybean products, including isolates and concentrates.		311224-42	-28.3	-10.6	8.7	-9.2	8.2	-0.2
Cotton linters.		311224-7	-12.8	1.0	0.3	18.0	9.0	8.5
Other crude and refined vegetable oils and other vegetable mill products.		311224-9	-3.4	-0.9	0.7	-0.3	-0.1	0.0
Other crude vegetable oils, including linseed, peanut, sunflower, safflower, etc.		311224-91	-2.8	-0.4	0.9	-0.7	-0.3	0.0
Other vegetable oil mill products, including all oil seed cake and meal.		311224-93	-3.5	-1.4	0.5	0.1	0.1	0.0
Secondary products and miscellaneous receipts.		311224-SM						
Miscellaneous products.		311224-M	42.9	-2.9	14.6	5.1	2.9	-1.2
Fats and oils refining and blending.	311225		-10.8	-0.4	-2.3	-0.7	0.0	-0.7
Primary products.		311225-P	-10.1	0.2	-3.2	-0.4	0.5	-0.8
Shortening and cooking oils.		311225-2	-12.6	0.3	-4.8	0.1	0.6	-1.1
Margarine, butter blends, and butter substitutes.		311225-4	-	-0.3	1.6	-2.0	0.1	-
Secondary products and miscellaneous receipts.		311225-SM						
Secondary products.		311225-S	-	-2.4	1.8	-2.2	-1.9	-
Breakfast cereal manufacturing.	31123		1.7	0.0	0.0	0.0	0.0	0.0
Breakfast cereal manufacturing.	311230		1.7	0.0	0.0	0.0	0.0	0.0
Primary products.		311230-P	1.9	0.0	0.0	0.0	0.0	0.0
Breakfast cereal.		311230-1	1.9	0.0	0.0	0.0	0.0	0.0
Secondary products and miscellaneous receipts.		311230-SM						
Sugar & confectionery product mfg.	3113		12.8	3.6	-1.6	2.1	-0.7	0.6
Sugar mfg.	31131		10.8	-0.1	0.3	-0.4	0.1	-0.6
Beet sugar manufacturing.	311313		17.8	0.1	-0.1	-0.4	0.2	-0.1
Primary products.		311313-P	17.9	0.1	-0.1	-0.4	0.2	-0.1
Beet sugar.		311313-0	17.9	0.1	-0.1	-0.4	0.2	-0.1

See footnotes at end of table.

Table 12. Producer price index percentage changes for the net output of selected industries and their products, not seasonally adjusted — Continued
 [August 2024]

Title ¹	Industry code	Product code	Unadjusted 12-month percent change ²	Unadjusted 1-month percent change ²					
			Aug. 2023 to Aug. 2024 ^P	Mar. to Apr.	Apr. to May ^P	May to June ^P	June to July ^P	July to Aug. ^P	
Beet sugar manufacturing - Continued									
Secondary products and miscellaneous receipts.....		311313-SM1							
Cane sugar manufacturing.....	311314		6.7	-0.2	0.5	-0.5	0.0	-0.9	
Primary products.....		311314-P	6.7	-0.2	0.6	-0.5	0.0	-1.0	
Raw cane sugar and sugarcane mill products and byproducts.....		311314-1	0.4	0.0	0.1	-0.9	-0.1	-1.6	
Refined granulated cane sugar and byproducts.....		311314-3	11.0	-0.4	0.8	-0.2	0.0	-0.6	
Secondary products and miscellaneous receipts.....		311314-SM							
Nonchocolate confectionery mfg.....	31134		1.4	0.0	0.1	0.0	0.0	0.1	
Nonchocolate confectionery manufacturing.....	311340		1.4	0.0	0.1	0.0	0.0	0.1	
Primary products.....		311340-P	1.4	0.0	0.1	0.0	0.0	0.1	
Nonchocolate-type confectioneries.....		311340-5	1.9	0.0	0.2	0.0	0.0	0.1	
Other confectionery-type products.....		311340-7	0.0	0.0	0.0	0.0	0.0	0.0	
Secondary products and miscellaneous receipts.....		311340-SM							
Chocolate and confectionery manufacturing.....	31135		21.5	8.4	-3.8	5.0	-1.6	1.7	
Chocolate and confectionery mfg. from cacao.....	311351		53.2	19.1	-9.6	12.3	-5.3	4.1	
Primary products.....		311351-P	53.1	19.0	-9.6	12.3	-5.4	4.1	
Chocolate coatings, made from cacao beans.....		311351-1	55.4	12.3	-4.0	10.8	-6.8	5.7	
Chocolate/chocolate-type confectionery products, made from cacao beans.....		311351-4	3.5	0.0	0.0	0.0	0.0	0.0	
Other chocolate and cocoa products, made from cacao beans.....		311351-7	80.4	27.9	-13.6	17.1	-6.8	5.3	
Secondary products and miscellaneous receipts.....		311351-SM1							
Confectionery mfg. from purchased chocolate.....	311352		6.0	1.8	0.3	0.3	1.2	0.1	
Primary products.....		311352-P	6.4	2.0	0.3	0.3	1.3	0.1	
Chocolate/confectionery products, made from purchased chocolate.....		311352-3	6.4	2.0	0.3	0.3	1.3	0.1	
Secondary products and miscellaneous receipts.....		311352-SM							
Miscellaneous receipts.....		311352-M	13.9	0.0	-1.0	0.0	-0.1	0.0	
Fruit & vegetable preserving & specialty food mfg.....	3114		0.7	0.1	0.4	0.0	0.3	-0.2	
Frozen food manufacturing.....	31141		3.3	0.3	0.3	-0.1	0.6	0.0	
Frozen fruit and vegetable manufacturing.....	311411		8.0	1.0	0.2	0.1	2.1	0.0	
Primary products.....		311411-P	7.9	1.0	0.1	0.1	2.0	0.0	
Frozen fruits, juices, ades, drinks, and cocktails.....		311411-1	26.9	0.4	0.7	0.5	6.9	0.8	
Frozen fruits.....		311411-11	8.0	1.1	1.7	1.3	1.2	1.2	
Frozen vegetables.....		311411-4	3.0	1.2	0.0	0.0	0.6	-0.2	
Frozen vegetables, other than potato products.....		311411-47	-0.6	-0.5	0.0	0.1	0.1	-0.1	
Frozen potato products (French-fried, patties, puffs, etc.).....		311411-48	5.3	2.3	0.0	0.0	0.9	-0.3	
Secondary products and miscellaneous receipts.....		311411-SM							
Miscellaneous receipts.....		311411-M	46.5	2.7	8.3	-1.5	12.1	0.6	
Frozen specialty food manufacturing.....	311412		-0.1	-0.2	0.4	-0.3	-0.5	0.0	
Primary products.....		311412-P	-0.1	-0.2	0.4	-0.3	-0.5	0.0	
Frozen dinners (beef, pork, and poultry pies) and nationality foods, incl. frozen pizza.....		311412-1	-0.4	-0.2	0.4	-0.2	-0.6	0.0	
Other frozen specialties, incl. all whipped topping, waffles, soups, etc., excluding seafood.....		311412-4	1.4	-0.2	0.0	-0.3	-0.2	0.0	
Secondary products and miscellaneous receipts.....		311412-SM							
Secondary products.....		311412-S	-0.3	-3.3	1.6	-0.5	0.4	0.2	
Fruit & vegetable canning, pickling & drying.....	31142		-1.3	-0.1	0.5	0.1	0.0	-0.3	
Fruit and vegetable canning.....	311421		0.2	-0.1	0.7	0.1	-0.1	-0.1	
Primary products.....		311421-P	2.4	0.0	0.3	0.3	0.5	-0.5	
Canned catsup and other tomato based sauces.....		311421-D	2.2	0.9	-0.8	0.1	-0.1	-0.1	
Canned jams, jellies, and preserves.....		311421-G	0.6	0.1	0.0	0.0	0.0	0.5	
Canned and fresh fruit juices, nectars, and concentrates.....		311421-K	10.2	0.0	1.3	-0.2	2.6	-0.3	
Pickles and other pickled products, including horseradish.....		311421-Q	-0.6	0.0	0.0	0.4	0.0	0.0	
Canned fruits, excluding baby foods.....		311421-1	-0.8	-0.3	0.7	0.9	-0.3	-2.2	
Canned vegetables.....		311421-5	-0.9	-0.5	0.9	0.6	0.0	-0.3	
Secondary products and miscellaneous receipts.....		311421-SM							
Miscellaneous receipts.....		311421-M	-34.1	-3.3	12.3	-3.7	-11.0	9.5	
Secondary products.....		311421-S	-3.5	0.1	-0.5	0.4	-2.6	-0.1	
Specialty canning.....	311422		-4.9	-0.1	-0.7	-0.2	0.0	0.0	
Primary products.....		311422-P	-6.0	-0.1	-0.8	-0.3	0.0	0.0	
Canned baby foods and other canned specialty/nationality foods.....		311422-5	-21.6	-0.8	-2.6	-1.2	-0.6	0.0	
Canned soups and stews, excluding frozen and seafood.....		311422-6	0.4	0.2	-0.2	0.0	0.2	0.0	
Canned dry beans.....		311422-7	0.0	0.0	0.0	0.0	0.0	0.0	

See footnotes at end of table.

Table 12. Producer price index percentage changes for the net output of selected industries and their products, not seasonally adjusted — Continued
 [August 2024]

Title ¹	Industry code	Product code	Unadjusted 12-month percent change ²	Unadjusted 1-month percent change ²				
				Aug. 2023 to Aug. 2024 ^P	Mar. to Apr.	Apr. to May ^P	May to June ^P	June to July ^P
Specialty canning - Continued								
Secondary products and miscellaneous receipts.....		311422-SM						
Dried and dehydrated food manufacturing.....	311423		-2.0	-0.1	1.2	0.2	0.3	-1.7
Primary products.....		311423-P	-3.8	-0.4	1.3	0.2	0.3	-2.0
Soup mixes (including dried/dehydrated/freeze-dried) and bouillon.....		311423-1	1.0	0.0	0.0	0.0	1.0	0.0
Dried and dehydrated fruits and vegetables, including freeze-dried.....		311423-5	-4.9	-0.5	0.4	0.3	0.0	-1.4
Secondary products and miscellaneous receipts.....		311423-SM						
Dairy product mfg.....	3115		7.4	0.0	1.6	1.5	1.2	0.3
Dairy product (except frozen) mfg.....	31151		8.0	-0.1	1.8	1.6	1.2	0.3
Fluid milk manufacturing.....	311511		8.0	0.4	-0.5	1.8	1.3	0.3
Primary products.....		311511-P	8.4	0.3	-0.5	2.1	1.4	0.3
Yogurt, except frozen.....		311511-A	-0.3	0.0	0.0	0.0	0.2	-0.1
Perishable dairy product alternatives, including plant-based.....		311511-D	-0.3	0.1	1.0	0.0	0.0	-0.3
Perishable beverage dairy milk alternatives, including plant-based.....		311511-D1	-	0.0	0.0	0.0	0.0	-0.4
All other perishable dairy product alternatives, including plant-based.....		311511-D2	-	0.5	5.1	0.1	0.0	0.2
Fluid milk and cream, bulk sales.....		311511-1	17.2	1.4	1.5	2.1	1.3	0.8
Fluid milk and related products, packaged (incl. cartons, bottles, cans, etc.) excl. U.H.T.....		311511-5	11.6	0.8	-1.2	3.2	2.1	0.3
Whole fluid milk, packaged, excluding U.H.T. and flavored.....		311511-51	12.4	1.0	-1.8	3.7	2.6	-0.1
Fluid milk, lowfat, incl. 2.0, 1.0, and 0.5 percent packaged, excl. U.H.T. and flavored.....		311511-52	11.5	0.6	-2.4	3.6	2.6	0.7
Fat free or skim milk, packaged, excluding U.H.T. and flavored.....		311511-53	11.1	0.1	-2.5	3.2	2.4	0.1
Other fluid milk related products, incl. heavy & light cream, unflavored sour cream, etc.....		311511-59	10.7	0.9	1.7	1.9	0.6	0.5
Cottage cheese (including bakers', pot, and farmers' cheese).....		311511-7	1.6	-0.1	-1.6	0.1	0.1	0.2
Other packaged milk products incl. flavored milks, eggnog, buttermilk, etc.....		311511-9	4.9	-2.3	-1.2	1.6	1.6	0.3
Secondary products and miscellaneous receipts.....		311511-SM						
Secondary products.....		311511-S	4.5	1.2	-0.3	0.0	0.5	0.3
Creamery butter manufacturing.....	311512		16.0	3.3	2.2	3.5	0.7	-0.6
Primary products.....		311512-P	16.0	3.3	2.2	3.5	0.7	-0.6
Creamery butter.....		311512-0	16.0	3.3	2.2	3.5	0.7	-0.6
Cheese manufacturing.....	311513		4.4	-0.2	5.2	1.4	1.7	0.5
Primary products.....		311513-P	4.0	-0.9	5.4	1.3	2.0	0.4
Raw liquid whey.....		311513-A	70.8	4.3	-1.3	5.8	1.5	6.7
Natural cheese (cheddar, Swiss, Italian, brick, cream, grated, dried etc.) excl. cottage cheese.....		311513-1	2.7	-1.0	5.2	1.3	1.8	0.2
Natural cheese, except lowfat, shipped in consumer packages or containers (3 lbs. or less).....		311513-1111	0.8	0.0	0.2	0.3	0.4	0.0
Natural cheese, except lowfat, shipped in packages or containers (more than 3 lbs.) or bulk.....		311513-1121	5.5	-1.8	11.1	2.1	2.6	0.9
Lowfat natural cheese, except cottage cheese, shipped in consumer packages (3 lbs. or less).....		311513-1131	0.6	0.0	0.2	0.0	0.1	0.0
Lowfat natural cheese, except cottage cheese, shipped in packages (more than 3 lbs.) or in bulk.....		311513-1141	3.4	-3.3	12.0	2.8	5.5	-0.7
Process cheese and related products.....		311513-4	7.2	-0.5	7.1	1.0	2.7	1.0
Process cheese, shipped in consumer packages or containers (3 lbs. or less).....		311513-41	4.1	-1.5	7.4	0.9	0.6	0.6
All other process cheese and related products.....		311513-49	9.9	0.4	6.9	1.1	4.5	1.3
Process cheese, shipped in packages or containers (more than 3 lbs.) or in bulk.....		311513-4921	19.7	2.7	-2.2	2.1	13.6	1.3
Cheese food, spread, and other related products.....		311513-4961	1.9	-1.7	15.6	0.3	-3.1	1.3
Secondary products and miscellaneous receipts.....		311513-SM						
Miscellaneous receipts.....		311513-M	4.9	0.7	0.2	0.9	0.5	0.4
Secondary products.....		311513-S	8.8	6.2	3.5	3.0	-1.4	1.1
Dry, condensed, and evaporated dairy products.....	311514		14.5	-2.1	-0.6	0.6	0.1	0.3
Primary products.....		311514-P	14.0	-2.7	-0.9	0.3	0.0	0.2
Ice cream mixes and related products.....		311514-A	5.4	0.3	1.2	1.1	1.4	0.4
Dairy product alternatives, including plant-based.....		311514-D	1.9	0.0	0.0	0.2	0.2	0.3
Dry milk products and mixtures.....		311514-1	22.7	-4.4	-1.8	-0.1	-0.2	0.1
Milk products, shipped in consumer-type cans, excluding alternatives.....		311514-5	4.3	0.5	-0.1	0.1	0.0	0.2
Concentrated milk products shipped in bulk (barrels, drums, and tanks).....		311514-7	10.9	-2.9	1.5	4.1	-0.6	1.1
Secondary products and miscellaneous receipts.....		311514-SM						
Secondary products.....		311514-S	-	3.3	1.7	-	-	-
Ice cream and frozen dessert mfg.....	31152		1.0	0.0	0.1	0.2	0.1	0.1
Ice cream and frozen dessert manufacturing.....	311520		1.0	0.0	0.1	0.2	0.1	0.1
Primary products.....		311520-P	1.0	0.0	0.1	0.2	0.1	0.1

See footnotes at end of table.

Table 12. Producer price index percentage changes for the net output of selected industries and their products, not seasonally adjusted — Continued
 [August 2024]

Title ¹	Industry code	Product code	Unadjusted 12-month percent change ²	Unadjusted 1-month percent change ²				
			Aug. 2023 to Aug. 2024 ^P	Mar. to Apr.	Apr. to May ^P	May to June ^P	June to July ^P	July to Aug. ^P
Ice cream and frozen dessert manufacturing - Continued								
Ice cream and frozen dessert manufacturing.....		311520-0	1.0	0.0	0.1	0.2	0.1	0.1
Ice cream, incl. custards (excl. lowfat and nonfat) shipped in bulk (containers 3 gal or more).....		311520-01	2.3	0.4	0.0	0.1	0.1	0.4
Ice cream, incl. custards (excl. lowfat and nonfat) shipped in sizes less than 3 gallons.....		311520-02	1.0	0.0	0.1	0.2	0.1	0.1
Ice cream, including custards (excluding lowfat and nonfat), novelty forms.....		311520-03	0.4	0.1	0.0	0.2	0.0	0.0
Ice cream, including custards, lowfat and nonfat.....		311520-04	1.4	0.1	0.0	0.8	0.1	0.0
Frozen desserts containing fats other than butterfat (incl. soy, rice, almond, oats, etc.).....		311520-06	-1.0	0.0	0.0	-1.0	0.0	0.0
Other frozen desserts (yogurt, sherbet, water ices, mellorine, frozen pudding, gelato, etc.).....		311520-09	2.5	0.0	0.1	0.3	0.2	0.0
Secondary products and miscellaneous receipts.....		311520-SM						
Miscellaneous receipts.....		311520-M	-1.8	0.1	-0.8	-0.6	-0.7	0.0
Secondary products.....		311520-S	-0.1	0.1	0.0	0.0	0.0	0.1
Animal slaughtering & processing.....	31161		1.8	1.7	0.4	1.2	0.3	-1.8
Animal, except poultry, slaughtering.....	311611		3.9	0.5	-0.1	4.1	0.3	-4.7
Primary products.....		311611-P	4.0	0.5	-0.1	4.1	0.3	-4.7
Pork, fresh/frozen, unprocessed, all cuts, except sausage, made in slaughtering plants.....		311611-A	24.6	4.4	1.6	0.6	0.6	-1.4
Pork, processed or cured, not canned or made into sausage, made in slaughtering plants.....		311611-G	0.9	-5.6	0.7	0.8	0.1	2.0
Fresh and processed sausage, deli, and cooked meats, made in slaughtering plants.....		311611-J	7.6	2.7	-1.5	1.2	4.1	-0.8
Hides, skins, and pelts, made in slaughtering plants.....		311611-Q	-17.8	-0.9	-1.3	-1.1	-1.9	-2.2
Miscellaneous byproducts of slaughtering plants.....		311611-R	-9.5	1.5	-1.2	3.3	3.9	-2.0
Beef, fresh or frozen, not canned or made into sausage, made in slaughtering plants.....		311611-1	1.1	-0.6	-0.5	5.9	-0.5	-7.1
Beef, fresh/frozen whole/half carcass, not canned or made into sausage, misp.....		311611-10	2.6	-3.9	-0.1	0.3	2.5	-0.8
Beef, fresh/frozen variety meats, not canned or made into sausage, made in slaughtering plants.....		311611-16	15.8	2.4	1.8	2.8	3.0	0.9
Beef, fresh/frozen, primal and subprimal cuts, made in slaughtering plants.....		311611-17	-0.1	-0.5	-0.7	6.7	-1.0	-8.3
Lamb/mutton, fresh or frozen, not canned or made into sausage, made in slaughtering plants.....		311611-7	1.6	0.0	-1.2	-1.3	1.5	-0.2
Secondary products and miscellaneous receipts.....		311611-SM						
Secondary products.....		311611-S	-8.7	-0.3	-2.2	1.6	0.0	-4.7
Meat processed from carcasses.....	311612		0.8	2.7	0.2	0.0	2.4	0.8
Primary products.....		311612-P	0.9	2.7	0.2	0.0	2.5	0.9
Other processed, frozen, or cooked meats, made from purchased carcasses.....		311612-A	3.4	3.6	0.1	0.4	3.2	1.6
Boxed meat (beef, pork, lamb, etc.), made from purchased carcasses.....		311612-A1	3.4	2.3	-1.2	-0.9	6.0	-5.6
Frozen ground meat patties and other processed, frozen, or cooked meats, mfpc.....		311612-A5	3.3	4.1	0.5	0.9	2.2	4.0
Pork, processed or cured, not canned or made into sausage, mfpc.....		311612-1	-1.6	3.1	0.9	-1.4	2.6	1.4
Pork, sweet-pickled, dry-cured, or dry salt, not canned or made into sausage, mfpc.....		311612-11	-0.7	0.1	0.6	0.3	0.2	-0.8
Smoked hams and picnics, excluding canned, made from purchased carcasses.....		311612-12	-0.3	8.3	2.4	-9.0	12.4	-0.6
Smoked slab bacon, made from purchased carcasses.....		311612-13	-15.0	-1.2	1.6	2.5	0.0	-0.1
Smoked sliced bacon, made from purchased carcasses.....		311612-14	6.4	3.0	0.4	1.8	-0.4	4.1
Other smoked pork, not canned or made into sausage, made from purchased carcasses.....		311612-15	-5.0	-0.6	0.2	-0.1	-2.7	-1.2
Boiled ham, barbecue pork, and other cooked pork, except canned meats and sausage, mfpc.....		311612-16	-19.4	0.0	0.0	0.0	0.0	0.5
Sausage and similar products, excluding canned, made from purchased carcasses.....		311612-4	-1.2	1.2	0.1	0.3	1.6	-0.7
Fresh sausage (pork sausage, breakfast links, etc.), excluding canned, mfpc.....		311612-41	0.3	5.3	-1.8	-1.0	4.7	-2.0
Dry or semidry sausage (salami, cervelat, pepperoni, summer sausage, pork roll, etc), mfpc.....		311612-42	-5.3	-1.9	1.3	3.3	-0.6	-0.8
Frankfurters, including wieners, excluding canned, made from purchased carcasses.....		311612-43	-0.3	-0.1	0.3	0.2	-0.6	0.5
Other sausage (smoked or cooked) & jellied goods & similar preparations, excluding canned, mfpc.....		311612-44	2.3	0.3	1.2	-1.7	1.6	0.6
Secondary products and miscellaneous receipts.....		311612-SM						
Secondary products.....		311612-S	-2.8	3.1	-2.1	-0.2	-0.3	0.1
Rendering and meat byproduct processing.....	311613		-20.2	-1.0	-1.3	2.2	0.3	3.5
Primary products.....		311613-P	-20.1	-1.1	-1.4	2.2	0.3	3.4
Lard, inedible tallow, and other greases, excluding wool grease.....		311613-2	-14.2	0.5	-0.3	2.2	1.3	8.9
Animal and marine feed and fertilizer byproducts.....		311613-5	-23.5	-1.9	-2.0	2.2	-0.3	0.1
Meat and bone meal.....		311613-51	-33.9	-3.4	-1.2	3.9	0.8	1.0

See footnotes at end of table.

Table 12. Producer price index percentage changes for the net output of selected industries and their products, not seasonally adjusted — Continued
 [August 2024]

Title ¹	Industry code	Product code	Unadjusted 12-month percent change ²	Unadjusted 1-month percent change ²				
				Aug. 2023 to Aug. 2024 ^P	Mar. to Apr.	Apr. to May ^P	May to June ^P	June to July ^P
Rendering and meat byproduct processing - Continued								
Animal and marine feed and fertilizer byproducts, except meat and bone meal...		311613-52	-13.8	-0.9	-2.4	1.2	-1.1	-0.5
Secondary products and miscellaneous receipts.....		311613-SM						
Poultry processing.....	311615		1.8	3.0	1.8	-2.2	-1.5	0.4
Primary products.....		311615-P	1.9	3.0	1.8	-2.3	-1.5	0.4
Processed poultry and small game (except soups), containing 20 percent or more poultry or meat.....		311615-D	-8.9	0.0	9.7	-12.1	-1.1	0.6
Young chickens, including bulk, chilled, frozen, whole, and in parts.....		311615-1	10.8	5.4	-1.4	2.8	-2.0	0.4
Turkeys (including frozen, whole, and parts).....		311615-7	-8.8	-0.8	1.2	-2.2	-0.3	-0.3
Other poultry and small game (including frozen), whole, and parts.....		311615-9	-7.9	-0.9	-0.5	0.0	-2.5	-1.3
Secondary products and miscellaneous receipts.....		311615-SM						
Secondary products.....		311615-S	-10.9	-1.9	3.6	6.0	-4.4	-1.2
Seafood product preparation & packaging.....	3117		-0.4	-0.5	-0.7	0.1	0.6	0.3
Seafood product preparation and packaging.....	31171		-0.4	-0.5	-0.7	0.1	0.6	0.3
Seafood product preparation and packaging.....	311710		-0.4	-0.5	-0.7	0.1	0.6	0.3
Primary products.....		311710-P	-0.5	-0.5	-0.8	0.1	0.6	0.3
Prepared frozen shellfish.....		311710-3	6.1	1.3	-1.3	0.8	0.6	-0.4
Prepared fresh fish/seafood, inc. surimi/surimi-based products.....		311710-6	2.8	0.1	-0.7	1.9	-0.3	0.1
Prepared frozen fish.....		311710-7	0.1	0.3	0.0	-0.7	1.8	1.4
Other prepared fresh and frozen seafood.....		311710-9	-7.5	-4.9	-2.6	-1.6	-0.5	-2.3
Secondary products and miscellaneous receipts.....		311710-SM						
Bakeries & tortilla mfg.....	3118		1.4	-0.3	-0.1	0.0	0.1	0.1
Bread & bakery product mfg.....	31181		1.9	-0.4	0.0	0.1	0.0	0.2
Retail bakeries.....	311811		3.7	0.5	0.1	0.4	0.0	0.1
Primary products.....		311811-P	3.7	0.6	0.0	0.5	0.0	0.1
Retail bakery products.....		311811-0	3.7	0.6	0.0	0.5	0.0	0.1
Secondary products and miscellaneous receipts.....		311811-SM						
Miscellaneous receipts.....		311811-M	-	0.0	3.4	0.0	0.0	0.0
Commercial bakeries.....	311812		1.7	-0.6	0.0	0.0	0.1	0.2
Primary products.....		311812-P	1.8	-0.7	0.0	0.0	0.1	0.2
Bread (white, wheat, rye, etc.), including frozen.....		311812-1	1.4	-1.1	0.1	0.0	0.2	0.1
White pan bread.....		311812-15	1.6	-1.4	0.3	-0.2	0.3	0.1
White hearth bread (French, Italian, etc.).....		311812-16	1.0	-1.3	0.4	0.1	0.0	0.8
Dark wheat breads (whole wheat, cracked wheat, multigrain, etc.).....		311812-17	-1.1	-1.6	0.0	0.0	0.0	-0.2
Other variety breads (rye, unleavened, raisin, potato, self-rising, salt-free, canned, etc.).....		311812-18	3.3	0.1	-0.3	0.3	0.2	-0.2
Rolls, bread-type (including muffins, bagels, and croissants), including frozen.....		311812-5	1.9	-1.0	-0.2	0.0	-0.1	0.4
Rolls, hamburger and wiener.....		311812-51	3.0	-1.1	-0.3	-0.2	-0.1	0.4
All other rolls, bread-type (incl. muffins, bagels, and croissants).....		311812-59	1.0	-0.9	-0.1	0.1	-0.1	0.4
Soft cakes, excluding frozen.....		311812-7	2.4	-0.1	0.1	0.1	0.7	-0.1
Pies (fruit, cream, and custard), excluding frozen.....		311812-8	-	-0.1	0.1	-0.1	-0.2	0.8
Other sweet goods, excluding frozen.....		311812-9	2.2	0.8	0.0	0.0	0.3	0.0
Secondary products and miscellaneous receipts.....		311812-SM						
Secondary products.....		311812-S	0.7	0.4	0.0	0.0	0.1	0.0
Frozen cakes and other pastries manufacturing.....	311813		2.0	0.0	0.0	0.1	-0.4	0.2
Primary products.....		311813-P	1.1	0.0	-0.1	0.1	-0.4	0.2
Frozen cakes, pies, and other pastries.....		311813-0	1.1	0.0	-0.1	0.1	-0.4	0.2
Secondary products and miscellaneous receipts.....		311813-SM						
Secondary products.....		311813-S	10.3	0.0	0.0	0.2	0.0	0.0
Cookie, cracker & pasta mfg.....	31182		-0.3	-0.1	-0.1	0.0	-0.1	0.1
Cookie and cracker manufacturing.....	311821		0.0	0.0	0.0	0.0	0.0	0.0
Primary products.....		311821-P	0.0	0.0	0.0	0.0	0.0	0.0
Crackers, biscuits, and related products.....		311821-2	0.0	0.0	0.0	0.0	0.0	0.0
Saltines and all other crackers, cracker meal and crumbs, and biscuits.....		311821-24	0.0	0.0	0.0	0.0	0.0	0.0
Cookies, wafers, and ice cream cones and cups (excluding frozen).....		311821-4	0.1	0.0	0.0	0.0	0.0	0.0
Secondary products and miscellaneous receipts.....		311821-SM						
Secondary products.....		311821-S	0.1	0.0	0.0	0.0	0.0	0.1
Dry pasta, dough, and flour mixes manufacturing from purchased flour.....	311824		-0.5	-0.2	-0.2	0.1	-0.1	0.1
Primary products.....		311824-P	-0.6	-0.1	-0.2	0.0	-0.1	0.2
Prepared flour mixes (incl refrigerated & frozen doughs & batters) made from purchased flour.....		311824-1	-0.3	-0.1	-0.2	0.0	-0.2	0.3

See footnotes at end of table.

Table 12. Producer price index percentage changes for the net output of selected industries and their products, not seasonally adjusted — Continued
 [August 2024]

Title ¹	Industry code	Product code	Unadjusted 12-month percent change ²	Unadjusted 1-month percent change ²					
				Aug. 2023 to Aug. 2024 ^P	Mar. to Apr.	Apr. to May ^P	May to June ^P	June to July ^P	July to Aug. ^P
Dry pasta, dough, and flour mixes manufacturing from purchased flour - Continued									
Flour mixes (refrigerated & frozen doughs & batters), ex cake mixes, made from purchased flour.....		311824-12	-1.1	-0.1	-0.3	0.0	-0.2	-0.2	
Dry macaroni, spaghetti and egg noodle products (excluding canned or frozen). ..		311824-3	-1.2	0.0	0.0	0.0	0.0	0.0	
Secondary products and miscellaneous receipts.....		311824-SM							
Secondary products.....		311824-S	0.6	-0.3	-0.3	0.7	0.0	-0.8	
Tortilla mfg.....	31183		5.5	-0.8	-1.3	-0.3	2.0	0.0	
Tortilla manufacturing.....	311830		5.5	-0.8	-1.3	-0.3	2.0	0.0	
Primary products.....		311830-P	5.7	-0.8	-1.4	-0.3	2.1	0.0	
Tortillas, sold in bulk or packages, excluding frozen or canned.....		311830-0	5.7	-0.8	-1.4	-0.3	2.1	0.0	
Secondary products and miscellaneous receipts.....		311830-SM							
Miscellaneous receipts.....		311830-M	1.5	0.0	0.0	0.0	0.0	0.0	
Secondary products.....		311830-S	1.0	-1.3	-0.1	0.0	0.5	-0.3	
Other food manufacturing.....	3119		4.9	-0.5	-0.6	0.6	1.0	1.8	
Snack food mfg.....	31191		4.2	-2.6	-0.1	-0.1	0.0	1.3	
Roasted nuts and peanut butter manufacturing.....	311911		4.0	0.1	0.1	-0.6	0.0	4.9	
Primary products.....		311911-P	4.2	0.2	0.0	-0.6	0.0	5.1	
Nuts and seeds (salted, roasted, cooked, or blanched).....		311911-1	4.5	-0.3	-0.1	-0.8	0.2	5.7	
Nuts (salted, roasted, cooked, or blanched), sold in bulk.....		311911-11	5.0	-0.3	-0.1	-0.8	0.2	6.3	
Canned nuts (salted, roasted, cooked, or blanched).....		311911-12	-0.3	0.1	-0.4	1.3	-2.7	-1.3	
All other packaged nuts, including all types of seeds (salted, roasted, cooked, or blanched).....		311911-13	0.1	-0.1	0.5	-1.8	2.1	0.6	
Peanut butter.....		311911-4	1.4	3.8	1.2	0.7	-1.8	0.0	
Secondary products and miscellaneous receipts.....		311911-SM							
Secondary products.....		311911-S	3.1	0.0	0.0	-0.2	0.3	0.0	
Other snack food manufacturing.....	311919		4.3	-3.7	-0.2	0.0	0.0	-0.2	
Primary products.....		311919-P	3.7	-3.8	-0.2	0.0	0.0	-0.3	
Potato chips and sticks, plain and flavored.....		311919-1	4.1	1.0	0.0	0.1	0.0	-0.6	
Corn chips and related products.....		311919-4	3.0	-11.5	0.0	0.0	0.0	-0.1	
Other chips, sticks (hard pretzels, bacon rinds, popcorn (except candied), etc.)....		311919-7	3.9	0.0	-0.7	0.0	0.0	0.0	
Secondary products and miscellaneous receipts.....		311919-SM							
Coffee & tea mfg.....	31192		5.7	-0.6	0.5	0.7	2.9	2.3	
Coffee and tea manufacturing.....	311920		5.7	-0.6	0.5	0.7	2.9	2.3	
Primary products.....		311920-P	5.7	-0.6	0.5	0.7	2.9	2.3	
Roasted coffee.....		311920-1	6.5	-0.7	0.6	0.9	3.3	2.6	
Coffee, concentrated, including coffee substitutes.....		311920-5	0.0	0.0	0.0	0.0	0.0	0.0	
Tea in consumer packages.....		311920-7	0.2	0.1	0.0	-0.2	0.9	0.1	
Secondary products and miscellaneous receipts.....		311920-SM							
Miscellaneous receipts.....		311920-M	0.0	0.0	0.0	0.0	0.0	0.0	
Flavoring syrup & concentrate mfg.....	31193		0.9	0.0	0.0	0.3	0.4	0.0	
Flavoring syrup and concentrate manufacturing.....	311930		0.8	0.0	0.0	0.3	0.4	0.0	
Primary products.....		311930-P	0.2	0.0	0.0	0.3	0.0	0.0	
Liquid beverage bases, excluding use by soft drink bottlers.....		311930-1	-9.0	0.0	0.0	1.3	0.0	0.0	
Soft drink flavoring syrup, sold in bulk.....		311930-6	5.8	0.0	0.0	0.0	0.0	0.0	
Other flavoring agents (except chocolate syrups).....		311930-8	1.7	0.0	0.0	0.0	0.0	0.0	
Secondary products and miscellaneous receipts.....		311930-SM							
Secondary products.....		311930-S	4.7	0.0	0.0	0.0	0.0	-0.1	
Seasoning & dressing mfg.....	31194		1.4	-0.2	0.0	0.1	0.1	0.0	
Mayonnaise, dressing, and sauce manufacturing.....	311941		1.3	0.1	0.0	0.0	0.0	0.0	
Primary products.....		311941-P	1.5	0.1	0.0	0.0	0.0	0.0	
Vinegar and cider.....		311941-1	1.1	0.0	0.0	0.0	0.9	0.0	
Prepared sauces, excluding tomato-based sauces and sauces comprised of 20 percent or more meat.....		311941-4	2.6	0.1	0.0	0.0	0.0	0.0	
Mayonnaise, salad dressings, and sandwich spreads.....		311941-7	0.4	0.0	0.0	0.0	0.0	0.0	
Spoon-type salad dressing incl. mayonnaise, sandwich spreads, refrigerated dressings, semisolid.....		311941-75	1.4	0.0	0.0	0.2	0.0	0.0	
Pourable-type salad dressing (reduced calorie, cheese, vinegar and oil, etc.)....		311941-76	-1.0	0.0	0.0	-0.2	0.0	0.0	
Secondary products and miscellaneous receipts.....		311941-SM							
Miscellaneous receipts.....		311941-M	-	-	-	-	-	-	
Secondary products.....		311941-S	-1.0	0.0	0.0	0.0	0.0	0.0	
Spice and extract manufacturing.....	311942		1.5	-0.5	0.1	0.3	0.2	0.1	
Primary products.....		311942-P	1.6	-0.5	0.1	0.3	0.2	0.1	

See footnotes at end of table.

Table 12. Producer price index percentage changes for the net output of selected industries and their products, not seasonally adjusted — Continued
 [August 2024]

Title ¹	Industry code	Product code	Unadjusted 12-month percent change ²	Unadjusted 1-month percent change ²				
				Aug. 2023 to Aug. 2024 ^P	Mar. to Apr.	Apr. to May ^P	May to June ^P	June to July ^P
Spice and extract manufacturing - Continued								
Table salt (evaporated), pepper (white and black), and other spices.....		311942-1	5.3	0.1	0.4	0.9	0.7	0.3
Pepper and other spices in commercial sizes (1 lb or more).....		311942-16	—	0.5	0.0	4.2	2.3	—
Flavoring extracts, emulsions, liquid flavors, and food colorings.....		311942-6	-0.2	-1.7	0.0	0.0	0.0	0.0
Dry mix food preparations.....		311942-7	0.0	0.0	-0.2	0.0	0.0	0.0
Secondary products and miscellaneous receipts.....		311942-SM						
Secondary products.....		311942-S	—	-0.2	—	—	—	—
All other food mfg.....	31199		9.9	2.2	-2.3	2.2	2.2	4.2
Perishable prepared food manufacturing.....								
Primary products.....	311991		2.8	3.0	-0.9	1.0	1.1	-1.7
Perishable prepared foods.....		311991-P	2.9	3.1	-0.9	1.0	1.1	-1.8
Secondary products and miscellaneous receipts.....		311991-0	2.9	3.1	-0.9	1.0	1.1	-1.8
Miscellaneous receipts.....		311991-SM						
Miscellaneous receipts.....		311991-M	0.0	0.0	0.0	0.0	0.0	0.0
All other miscellaneous food manufacturing.....	311999		17.6	1.3	-3.9	3.5	3.4	10.5
Primary products.....		311999-P	19.0	1.5	-3.8	3.6	3.9	11.2
All other miscellaneous manufactured foods.....		311999-0	19.0	1.5	-3.8	3.6	3.9	11.2
Secondary products and miscellaneous receipts.....		311999-SM						
Beverage & tobacco mfg.....	312		5.8	0.0	1.1	-0.1	0.0	1.1
Beverage mfg.....	3121		2.5	-0.1	0.0	-0.1	0.0	0.5
Soft drink & ice mfg.....	31211		4.2	-0.2	0.3	-0.3	0.0	1.3
Soft drink manufacturing.....								
Primary products.....	312111		5.0	-0.3	0.3	-0.2	-0.4	1.5
Soft drinks, non-carbonated.....		312111-P	5.0	-0.3	0.3	-0.2	-0.4	1.5
Soft drinks, non-carbonated, fruit drinks, cocktails, and ades.....		312111-A	-2.7	-0.3	-1.6	-1.1	1.7	-0.6
Soft drinks, non-carbonated, iced tea and other types.....		312111-A4	-9.0	0.2	-2.0	0.7	-0.6	-0.2
Soft drinks, energy and sport.....		312111-A9	7.2	-0.6	-1.4	-2.1	3.2	-0.8
Soft drinks, carbonated, bottled, canned, glass, plastic.....		312111-B	—	-3.0	1.4	1.0	-2.0	1.2
Secondary products and miscellaneous receipts.....		312111-2	8.2	0.9	0.3	-0.6	-0.2	2.2
Miscellaneous receipts.....		312111-SM						
Miscellaneous receipts.....		312111-M	17.0	-1.1	-0.3	2.4	0.4	0.1
Bottled water manufacturing.....	312112		-1.0	0.0	0.6	-1.6	2.4	0.1
Primary products.....		312112-P	-1.0	0.0	0.6	-1.6	2.4	0.1
Bottled water.....		312112-0	-1.0	0.0	0.6	-1.6	2.4	0.1
Secondary products and miscellaneous receipts.....		312112-SM						
Ice manufacturing.....	312113		7.3	1.1	0.0	5.8	0.0	0.0
Primary products.....		312113-P	6.0	0.0	0.0	5.9	0.0	0.0
Ice, manufactured (cubed, crushed, etc.), including can or block.....		312113-0	6.0	0.0	0.0	5.9	0.0	0.0
Secondary products and miscellaneous receipts.....		312113-SM						
Miscellaneous receipts.....		312113-M	0.3	0.0	0.0	0.0	0.0	0.0
Breweries.....	31212		1.8	0.0	0.0	0.0	0.0	-0.1
Breweries.....								
Primary products.....	312120		1.8	0.0	0.0	0.0	0.0	-0.1
Canned beer and ale case goods.....		312120-P	2.0	0.0	0.0	0.0	0.1	-0.1
Bottled beer and ale case goods.....		312120-1	0.4	-0.3	0.0	0.0	0.1	-0.2
Beer and ale in barrels and kegs.....		312120-5	1.3	-0.2	-0.1	-0.2	0.0	0.0
All other malt beverages and brewing products.....		312120-7	4.1	0.3	0.2	0.0	0.0	0.0
Secondary products and miscellaneous receipts.....		312120-9	1.8	-0.7	0.0	0.0	0.0	0.0
Miscellaneous receipts.....		312120-SM						
Miscellaneous receipts.....		312120-M	0.0	0.0	0.0	0.0	0.0	0.0
Wineries.....	31213		0.0	0.1	-0.8	0.2	-0.1	-0.4
Wineries.....								
Primary products.....	312130		0.0	0.1	-0.8	0.2	-0.1	-0.4
Wines, brandy, and brandy spirits.....		312130-P	0.0	0.1	-0.9	0.2	-0.1	-0.5
Wines, white, red, and rose grape, and other fruits, 14 percent or less alcohol...		312130-0	0.0	0.1	-0.9	0.2	-0.1	-0.5
Wines, white grape, 14 percent or less alcohol content.....		312130-08	0.0	0.1	-1.0	0.2	-0.3	-0.4
Wines, red grape, 14 percent or less alcohol content.....		312130-0811	0.6	0.1	-1.3	0.4	-0.6	0.2
Wines, rose grape and other fruits and berries, 14 percent or less alcohol. ...		312130-0821	-0.7	0.2	-0.7	0.0	0.0	-0.9
Wines, dessert, effervescent, and wine coolers.....		312130-0831	1.3	0.6	-0.4	0.3	1.0	-1.7
All other wines, brandy, and brandy spirits.....		312130-09	1.4	0.4	-0.4	0.4	0.6	-1.2
Secondary products and miscellaneous receipts.....		312130-0B	-0.7	-0.9	0.2	-0.1	0.8	-1.0
Miscellaneous receipts.....		312130-SM						
Miscellaneous receipts.....		312130-M	—	0.0	—	—	—	—
Distilleries.....	31214		-0.2	0.0	0.0	0.0	0.0	0.0

See footnotes at end of table.

Table 12. Producer price index percentage changes for the net output of selected industries and their products, not seasonally adjusted — Continued
 [August 2024]

Title ¹	Industry code	Product code	Unadjusted 12-month percent change ²	Unadjusted 1-month percent change ²				
			Aug. 2023 to Aug. 2024 ^P	Mar. to Apr.	Apr. to May ^P	May to June ^P	June to July ^P	July to Aug. ^P
Distilleries.....	312140		-0.2	0.0	0.0	0.0	0.0	0.0
Primary products.....		312140-P	-0.2	0.0	0.0	0.0	0.0	0.0
Distilled liquor, excluding brandy.....		312140-2	-0.6	0.0	0.0	0.0	0.0	0.0
Distilled whiskey, all other distilled liquor, excluding brandy.....		312140-22	-0.6	0.0	0.0	0.0	0.0	0.0
Bottled liquor, excluding brandy.....		312140-5	0.2	0.0	0.0	0.0	0.1	0.0
Bottled whiskey.....		312140-5B	0.2	0.0	0.0	0.0	0.1	0.0
Bottled gin, vodka, rum, cordials, cocktails, and similiar compounds.....		312140-5C	0.3	0.0	0.0	0.0	0.0	0.0
Secondary products and miscellaneous receipts.....		312140-SM						
Miscellaneous receipts.....		312140-M	5.3	0.0	4.7	0.0	0.5	0.0
Secondary products.....		312140-S	-	-	-9.2	-1.3	-0.1	-2.1
Tobacco mfg.....	3122		11.4	0.1	3.0	0.0	0.0	2.1
Tobacco manufacturing.....	31223		11.4	0.1	3.0	0.0	0.0	2.1
Tobacco manufacturing.....	312230		11.4	0.1	3.0	0.0	0.0	2.1
Primary products.....		312230-P	11.4	0.1	3.1	0.0	0.0	2.1
Tobacco stemming and redrying.....		312230-0	2.2	0.0	0.0	0.0	0.1	-0.2
Tobacco, unstemmed leaf, redried before packing.....		312230-01	4.1	0.0	0.0	0.0	0.2	0.0
Tobacco, stemmed.....		312230-04	-0.1	0.0	0.0	0.0	0.0	-0.5
Cigarettes, excluding electronic.....		312230-1	12.6	0.0	3.3	0.0	0.0	2.3
Other tobacco products.....		312230-9	5.6	1.2	1.9	0.0	0.1	0.8
Cigars.....		312230-91	3.6	0.2	3.3	0.0	0.0	0.0
Chewing and smoking tobacco.....		312230-94	6.2	1.4	1.6	0.0	0.1	1.0
Secondary products and miscellaneous receipts.....		312230-SM						
Textile mills.....	313		-0.8	0.5	-0.4	0.2	-0.1	-0.2
Fiber, yarn, and thread mills.....	3131		-1.0	1.4	-0.8	-0.1	-0.4	-1.4
Fiber, yarn, and thread mills.....	31311		-1.0	1.4	-0.8	-0.1	-0.4	-1.4
Fiber, yarn, and thread mills.....	313110		-1.0	1.4	-0.8	-0.1	-0.4	-1.4
Primary products.....		313110-P	-1.0	1.4	-0.8	-0.1	-0.4	-1.4
Spun yarns.....		313110-4	-1.2	0.0	-0.8	0.0	0.0	-2.9
Cotton spun yarns.....		313110-42	0.7	0.0	-0.1	0.0	-0.1	-0.2
Rayon, acetate, and lyocell spun yarns.....		313110-45	0.0	0.0	0.0	0.0	0.0	0.0
Noncellulosic fiber and other natural fiber (excluding cotton and wool) spun yarns.....		313110-47	-1.3	0.0	-0.1	0.0	-0.2	0.0
Other noncellulosic fiber & other natural fiber yarns, spun & finished in the same est.....		313110-475	-4.2	0.0	-0.2	0.0	-0.6	0.0
Textured and twisted yarns.....		313110-6	-0.9	3.1	-0.8	-0.3	-0.7	0.1
Textured/crimped/bulked filament yarns, incl. stretch yarn, made from purchased filament yarn.....		313110-6H	-1.1	3.4	-0.9	-0.3	-0.8	0.1
Fabric mills.....	3132		-0.7	0.3	-0.3	0.1	-0.2	0.2
Broadwoven fabric mills.....	31321		1.0	0.3	0.0	0.2	-0.2	-0.1
Broadwoven fabric mills.....	313210		1.0	0.3	0.0	0.2	-0.2	-0.1
Primary products.....		313210-P	1.0	0.4	0.0	0.2	-0.2	-0.1
Fabricated textile products, made in weaving mills.....		313210-W	6.4	3.1	0.3	-0.1	-1.3	0.1
Cotton broadwoven fabrics.....		313210-4	0.1	0.3	0.1	0.0	-0.8	0.0
Manmade, silk, and other natural fiber (excluding cotton and wool) broadwoven fabrics.....		313210-8	1.0	0.2	-0.1	0.4	0.1	-0.2
Greige manmade, silk, and other natural fiber (exc cotton/wool) broadwoven fabrics.....		313210-81	0.9	0.2	-0.2	0.5	0.1	-0.3
Finished manmade, silk, & natural fiber (exc cotton/wool) broadwoven, finished in weaving mills.....		313210-83	1.4	0.1	0.1	0.1	0.3	0.0
Secondary products and miscellaneous receipts.....		313210-SM						
Narrow fabric mills and schiffli embroidery.....	31322		1.0	0.2	0.0	0.2	-1.3	0.0
Narrow fabric mills and schiffli embroidery.....	313220		1.0	0.2	0.0	0.2	-1.3	0.0
Primary products.....		313220-P	0.9	0.2	0.0	0.2	-1.3	0.0
Woven narrow fabrics (12 inches or less in width).....		313220-2	1.8	0.3	0.1	0.4	-1.9	0.0
Braided narrow fabrics (12 inches or less in width).....		313220-4	-0.6	0.0	-0.1	0.0	0.0	0.0
Secondary products and miscellaneous receipts.....		313220-SM						
Secondary products.....		313220-S	0.7	0.0	0.2	0.0	0.0	0.0
Nonwoven fabric mills.....	31323		-2.1	0.4	-0.5	0.0	-0.1	0.3
Nonwoven fabric mills.....	313230		-2.1	0.4	-0.5	0.0	-0.1	0.3
Primary products.....		313230-P	-2.1	0.4	-0.5	0.0	-0.1	0.3
Nonwoven fabrics.....		313230-1	-2.2	0.4	-0.5	0.0	-0.1	0.4
Pressed, punched, or needled felts, excluding hats.....		313230-5	1.3	0.0	0.0	1.1	0.0	-0.1

See footnotes at end of table.

Table 12. Producer price index percentage changes for the net output of selected industries and their products, not seasonally adjusted — Continued
 [August 2024]

Title ¹	Industry code	Product code	Unadjusted 12-month percent change ²	Unadjusted 1-month percent change ²				
				Aug. 2023 to Aug. 2024 ^P	Mar. to Apr.	Apr. to May ^P	May to June ^P	June to July ^P
Knit fabric mills.....	31324		0.5	0.0	-0.1	0.1	0.0	0.2
Knit fabric mills.....	313240		0.5	0.0	-0.1	0.1	0.0	0.2
Primary products.....		313240-P	0.5	0.0	-0.1	0.1	0.0	0.2
Weft (circular) knit fabrics.....		313240-2	0.1	0.0	-0.1	0.0	0.0	0.2
Weft (circular) knit fabrics, greige goods (excluding hosiery).....		313240-21	-0.3	0.0	0.0	0.0	0.0	0.0
Weft (circular) knit fabrics, knit and finished in the same establishment (excl hosiery).....		313240-23	0.1	-0.2	0.0	0.0	0.0	0.2
Other knit fabrics and laces.....		313240-4	0.8	0.0	0.0	0.3	0.0	0.1
Warp knit fabrics, greige goods (excluding hosiery).....		313240-41	-1.2	0.0	0.0	0.0	0.0	0.0
Warp knit fabrics, knit and finished in same establishment.....		313240-43	2.6	-0.1	0.0	0.6	0.0	0.3
Secondary products and miscellaneous receipts.....		313240-SM1						
Textile and fabric finishing mills.....	3133		-0.9	0.0	-0.5	0.4	0.1	0.2
Textile and fabric finishing mills.....	31331		-2.0	-0.2	-0.8	0.7	0.0	0.3
Textile and fabric finishing mills.....	313310		-2.0	-0.2	-0.8	0.7	0.0	0.3
Primary products.....		313310-P	-2.0	-0.2	-0.8	0.7	0.0	0.3
Textile and fabric finishing, except broadwoven.....		313310-B	-7.7	-1.6	-0.5	0.4	0.2	0.8
Finished broadwoven fabrics, finished in finishing mills.....		313310-4	-0.1	0.3	-1.0	0.8	0.0	0.1
Commission finishing of cotton broadwoven fabrics.....		313310-43	-0.5	-0.1	0.0	0.0	0.0	0.0
Other finished broadwoven fabrics (excl. cotton and wool), finished in finishing mills.....		313310-45	1.8	1.2	-3.1	2.9	0.0	0.3
Other commission finishing of broadwoven fabrics (excl. cotton & wool).....		313310-47	-1.6	-0.2	-0.1	-0.1	-0.1	0.0
Secondary products and miscellaneous receipts.....		313310-SM						
Fabric coating mills.....	31332		1.5	0.3	0.2	0.0	0.2	0.1
Fabric coating mills.....	313320		1.5	0.3	0.2	0.0	0.2	0.1
Primary products.....		313320-P	1.5	0.3	0.3	0.0	0.2	0.2
Vinyl coated fabrics, including expanded vinyl coated.....		313320-1	-0.5	0.0	-0.6	0.1	-0.1	0.1
Rubber coated fabrics, garments, and footwear.....		313320-4	3.6	0.1	0.0	0.0	0.1	0.0
Coated or laminated fabrics and coated yarns, incl. impregnated fabrics.....		313320-5	2.1	0.4	0.6	-0.1	0.3	0.2
Secondary products and miscellaneous receipts.....		313320-SM						
Secondary products.....		313320-S	-4.6	0.2	-0.3	-0.4	-0.1	-5.4
Textile product mills.....	314		1.2	-0.2	0.1	0.5	0.0	0.0
Textile furnishings mills.....	3141		0.6	-0.5	-0.2	0.7	-0.1	0.0
Carpet and rug mills.....	31411		0.3	-0.7	-0.5	1.0	-0.1	0.0
Carpet and rug mills.....	314110		0.3	-0.7	-0.5	1.0	-0.1	0.0
Primary products.....		314110-P	0.3	-0.7	-0.5	1.0	-0.1	0.0
Carpet and rugs.....		314110-0	0.3	-0.7	-0.5	1.0	-0.1	0.0
Secondary products and miscellaneous receipts.....		314110-SM						
Curtain and linen mills.....	31412		1.2	0.0	0.7	0.0	0.0	0.1
Curtain and linen mills.....	314120		1.2	0.0	0.7	0.0	0.0	0.1
Primary products.....		314120-P	1.0	0.0	0.7	0.0	0.0	0.0
Curtains and draperies, made from purchased materials.....		314120-1	3.0	0.0	2.0	0.0	0.0	0.0
Other household textile products, made from purchased materials.....		314120-8	0.1	0.0	0.1	0.0	0.0	0.0
Bedspreads, made from purchased materials.....		314120-83	0.0	0.0	0.0	0.0	0.0	0.0
Other household furnishings, made from purchased materials.....		314120-89	0.1	0.0	0.1	0.0	0.0	0.0
Secondary products and miscellaneous receipts.....		314120-SM						
Miscellaneous receipts.....		314120-M	6.1	0.0	1.2	0.0	0.0	1.7
Secondary products.....		314120-S	3.3	0.0	1.2	0.0	0.1	0.0
Other textile product mills.....	3149		2.1	0.2	0.5	0.1	0.0	0.0
Textile bag and canvas mills.....	31491		3.1	0.7	1.1	0.0	0.0	0.0
Textile bag and canvas mills.....	314910		3.1	0.7	1.1	0.0	0.0	0.0
Primary products.....		314910-P	3.0	0.8	1.2	0.0	0.0	0.0
Textile bags.....		314910-1	3.2	0.0	0.3	0.0	0.0	0.0
Duffle bags.....		314910-11	-	0.0	0.1	0.0	0.0	0.0
All other textile bags.....		314910-13	-	0.0	0.3	0.0	0.0	0.0
Canvas and related products.....		314910-5	3.0	1.0	1.3	0.0	0.0	0.0
Secondary products and miscellaneous receipts.....		314910-SM						
Miscellaneous receipts.....		314910-M	0.0	0.0	0.0	0.0	0.0	0.0
Secondary products.....		314910-S	4.7	0.0	0.2	0.0	0.0	0.2
All other textile product mills.....	31499		1.5	-0.1	0.2	0.2	0.1	0.0
Rope, twine, tire cord, and tire fabric mills.....	314994		-1.0	0.0	0.0	0.4	0.0	0.1

See footnotes at end of table.

Table 12. Producer price index percentage changes for the net output of selected industries and their products, not seasonally adjusted — Continued
 [August 2024]

Title ¹	Industry code	Product code	Unadjusted 12-month percent change ²	Unadjusted 1-month percent change ²				
				Aug. 2023 to Aug. 2024 ^P	Mar. to Apr.	Apr. to May ^P	May to June ^P	June to July ^P
Rope, twine, tire cord, and tire fabric mills - Continued								
Primary products.....		314994-P	-1.0	0.0	0.0	0.4	0.0	0.1
Rope, cordage, and twine.....		314994-4	1.5	-0.1	0.1	0.8	0.1	0.1
Tire cord and tire fabrics.....		314994-7	-3.3	0.2	-0.1	0.0	0.0	0.0
Secondary products and miscellaneous receipts.....		314994-SM						
Miscellaneous receipts.....		314994-M	2.4	0.0	0.0	0.0	0.0	0.0
All other miscellaneous textile product mills.....	314999		2.3	-0.2	0.3	0.1	0.1	0.0
Primary products.....		314999-P	2.0	-0.2	0.3	0.1	0.1	0.0
Embroideries (excluding Schiffl machine products) and embroidery contractors. ...		314999-6	0.8	-0.6	0.0	0.6	0.0	0.0
Trimnings and findings, excluding automobile and apparel.....		314999-7	5.3	0.1	0.0	-0.2	0.0	0.0
All other miscellaneous fabricated textile products.....		314999-8	1.8	-0.2	0.4	0.1	0.1	0.0
Secondary products and miscellaneous receipts.....		314999-SM						
Miscellaneous receipts.....		314999-M	3.0	0.0	0.1	0.0	0.0	0.0
Secondary products.....		314999-S	6.5	0.0	0.0	0.0	0.0	0.0
Apparel manufacturing.....	315		4.6	0.2	0.0	1.1	0.0	0.6
Apparel knitting mills.....	3151		0.2	0.0	0.0	0.0	0.0	0.0
Apparel Knitting Mills.....	31512		0.2	0.0	0.0	0.0	0.0	0.0
Apparel knitting mills.....	315120		0.2	0.0	0.0	0.0	0.0	0.0
Primary products.....		315120-P	0.2	0.0	0.0	0.0	0.0	0.0
Hosiery and socks.....		315120-1	-0.2	0.0	0.0	0.0	0.0	0.0
Hosiery and socks.....		315120-10	-0.2	0.0	0.0	0.0	0.0	0.0
Other apparel knitting mills.....		315120-2	1.9	0.0	0.0	0.0	0.0	0.0
Outerwear, made in knitting mills.....		315120-28	-	-	-	-	0.0	0.0
Secondary products and miscellaneous receipts.....		315120-SM						
Cut and sew apparel manufacturing.....	3152		4.9	0.0	0.0	1.3	0.0	0.8
Cut and sew apparel contractors.....	31521		15.1	0.0	0.0	4.8	0.0	2.7
Cut and sew apparel contractors.....	315210		15.1	0.0	0.0	4.8	0.0	2.7
Primary products.....		315210-P	15.3	0.0	0.0	4.8	0.0	2.7
Contract receipts for men's and boys' (including unisex) apparel.....		315210-4	10.0	0.0	0.0	2.4	0.0	0.0
Contract receipts for men's and boys' pants, work apparel, and other outerwear.....		315210-48	8.9	0.0	0.0	0.0	0.0	0.0
Secondary products and miscellaneous receipts.....		315210-SM						
Cut and sew apparel manufacturing (except contractors).....	31525		1.5	0.0	0.0	0.1	0.0	0.1
Cut and sew apparel manufacturing (except contractors).....	315250		1.6	0.0	0.0	0.1	0.0	0.1
Primary products.....		315250-P	1.5	-0.1	0.0	0.1	0.0	0.1
Men's and boys' cut and sew apparel manufacturing.....		315250-1	0.6	-0.3	-0.1	0.0	0.0	0.0
Men's and boys' nightwear, robes, and underwear, made from purchased fabrics.....		315250-11	0.7	0.0	0.0	0.0	0.0	0.0
Men's and boys' suits, coats, and overcoats, made from purchased fabrics.....		315250-12	1.3	0.0	0.4	0.0	0.0	0.0
Men's and boys' shirts, except work shirts, made from purchased fabrics.....		315250-13	3.4	0.0	0.0	0.0	0.0	0.0
Men's and boys' pants, except work pants, made from purchased fabrics.....		315250-14	-	0.0	0.0	0.0	0.0	-
Men's and boys' work clothing, made from purchased fabrics.....		315250-15	-2.6	-1.3	-1.4	0.0	0.0	0.0
Men's and boys' other outerwear, made from purchased fabrics.....		315250-16	-0.2	0.1	0.0	-0.1	0.0	0.0
Women's, girls', and infants' cut and sew apparel manufacturing.....		315250-2	1.6	0.0	0.0	0.2	0.0	0.0
Women's and girls' lingerie and nightwear, made from purchased fabrics.....		315250-21	0.0	0.0	0.0	0.0	0.0	0.0
Women's and girls' blouses and shirts, made from purchased fabrics.....		315250-22	-1.4	0.0	0.0	0.0	0.0	0.0
Women's and girls' dresses, made from purchased fabrics.....		315250-23	5.0	0.0	0.0	0.3	0.0	0.0
Women's and girls' suits, coats, and skirts, made from purchased fabrics.....		315250-24	0.4	0.2	-0.1	0.0	0.0	0.0
Women's and girls' other outerwear, made from purchased fabrics.....		315250-25	0.9	0.0	0.1	0.5	0.0	0.0
Other cut and sew apparel manufacturing.....		315250-3	2.6	0.0	0.0	0.0	0.0	0.3
Fur and leather apparel, made from purchased materials.....		315250-31	2.7	0.0	0.0	0.0	0.0	0.0
All other cut and sew apparel, made from purchased materials.....		315250-32	2.6	0.0	0.0	0.0	0.0	0.3
Secondary products and miscellaneous receipts.....		315250-SM						
Miscellaneous receipts.....		315250-M	1.8	1.0	0.0	0.0	0.0	0.0
Secondary products.....		315250-S	5.8	0.0	1.1	0.3	0.5	0.0
Accessories and other apparel manufacturing.....	3159		4.7	1.7	0.2	0.0	0.3	-0.1
Accessories and other apparel manufacturing.....	31599		4.7	1.7	0.2	0.0	0.3	-0.1
Accessories and other apparel manufacturing.....	315990		4.7	1.7	0.2	0.0	0.3	-0.1
Primary products.....		315990-P	4.8	1.8	0.0	0.0	0.3	-0.2
All other accessories and apparel.....		315990-B	0.4	0.0	0.0	0.0	0.0	0.4
Leather belts, made from purchased materials.....		315990-BC	2.7	0.0	0.0	0.0	0.0	2.7

See footnotes at end of table.

Table 12. Producer price index percentage changes for the net output of selected industries and their products, not seasonally adjusted — Continued
 [August 2024]

Title ¹	Industry code	Product code	Unadjusted 12-month percent change ²	Unadjusted 1-month percent change ²				
				Aug. 2023 to Aug. 2024 ^P	Mar. to Apr.	Apr. to May ^P	May to June ^P	June to July ^P
Accessories and other apparel manufacturing - Continued								
All other apparel accessories, made from purchased materials.....		315990-BE	0.0	0.0	0.0	0.0	0.0	0.0
Hats, caps, and millinery products.....		315990-4	11.0	4.4	0.0	0.0	0.8	-1.1
Men's and boys' fabric, straw, and felt hats, made from purchased materials....		315990-41	12.8	5.0	0.0	0.0	1.4	-1.4
Women's, girls', and infants' fabric, straw, and felt hats, made from purchased materials.....		315990-43	4.1	4.1	0.0	0.0	0.0	0.0
Hat bodies and fabric caps, made from purchased materials.....		315990-45	1.9	0.0	0.0	0.0	-3.4	0.0
Gloves and mittens, made from purchased materials.....		315990-7	1.1	0.0	0.0	0.0	0.0	1.1
Secondary products and miscellaneous receipts.....		315990-SM						
Miscellaneous receipts.....		315990-M	4.7	0.0	4.7	0.0	0.0	0.0
Secondary products.....		315990-S	4.4	0.0	0.0	0.0	0.0	1.4
Leather and allied product manufacturing.....	316		1.1	0.2	0.0	-0.2	0.0	0.0
Leather and hide tanning and finishing.....	3161		-0.8	-0.2	-0.2	-0.8	-0.8	0.0
Leather and hide tanning and finishing.....	31611		-0.8	-0.2	-0.2	-0.8	-0.8	0.0
Leather and hide tanning and finishing.....	316110		-0.8	-0.2	-0.2	-0.8	-0.8	0.0
Primary products.....		316110-P	-0.8	-0.2	-0.2	-0.8	-0.8	0.0
Finished and unfinished leather.....		316110-1	-1.1	-0.2	-0.2	-0.9	-0.9	-0.2
Tanning or finishing leather owned by others, and furs, dressed and dyed or bleached.....		316110-2	1.5	-0.2	-0.2	0.0	0.0	1.7
Contract and commission receipts for tanning or finishing leather owned by others.....		316110-21	-0.2	-0.2	-0.2	0.0	0.0	0.1
Secondary products and miscellaneous receipts.....		316110-SM						
Footwear manufacturing.....	3162		1.7	0.7	0.0	0.0	0.1	-0.1
Footwear manufacturing.....	31621		1.7	0.7	0.0	0.0	0.1	-0.1
Footwear manufacturing.....	316210		1.7	0.7	0.0	0.0	0.1	-0.1
Primary products.....		316210-P	1.7	0.7	0.0	0.0	0.1	-0.1
Rubber and plastics footwear, including athletic footwear.....		316210-1	1.2	0.0	0.0	0.0	0.1	0.0
Men's footwear (size 6 and larger), excluding athletic.....		316210-2	1.9	0.5	0.0	0.0	0.0	0.0
Women's footwear (size 4 and larger), excluding athletic.....		316210-5	2.7	2.1	0.0	0.0	0.5	-0.6
Secondary products and miscellaneous receipts.....		316210-SM						
Miscellaneous receipts.....		316210-M	2.5	-1.0	0.0	0.0	0.0	0.0
Other leather product manufacturing.....	3169		1.7	0.0	0.0	0.0	0.4	0.1
Other leather product manufacturing.....	31699		1.7	0.0	0.0	0.0	0.4	0.1
Other leather and allied product manufacturing.....	316990		1.7	0.0	0.0	0.0	0.4	0.1
Primary products.....		316990-P	1.8	0.0	0.0	0.0	0.4	0.1
Women's and children's handbags and purses.....		316990-1	0.2	0.0	0.0	0.0	0.0	0.0
All other leather goods and allied products.....		316990-2	2.2	0.0	0.0	0.0	0.5	0.2
Luggage (including suitcases, travel bags, backpacks, and other types).....		316990-21	3.0	0.0	0.0	0.0	0.0	0.0
Personal leather goods (excluding women's handbags and purses).....		316990-22	1.1	0.0	0.0	0.0	0.0	0.0
Boot and shoe cut stock and findings.....		316990-24	0.0	0.0	0.0	0.0	0.0	0.0
All other miscellaneous leather goods.....		316990-25	1.8	0.0	0.0	0.0	1.0	0.3
Secondary products and miscellaneous receipts.....		316990-SM						
Miscellaneous receipts.....		316990-M	0.0	0.0	0.0	0.0	0.0	0.0
Wood product manufacturing.....	321		-3.7	2.2	-2.0	-0.7	-1.8	0.1
Sawmills and wood preservation.....	3211		-1.4	0.9	-1.5	-0.3	-1.1	1.5
Sawmills and wood preservation.....	32111		-1.4	0.9	-1.5	-0.3	-1.1	1.5
Sawmills.....	321113		-1.1	1.1	-1.8	-0.3	-1.2	1.8
Primary products.....		321113-P	-2.9	1.2	-2.0	-0.4	-1.2	2.0
Hardwood lumber, made in sawmills.....		321113-1	5.2	2.1	1.2	0.0	-0.3	-0.4
Softwood lumber, made in sawmills.....		321113-3	-6.5	1.1	-3.8	-0.8	-2.1	3.7
Softwood dressed lumber, less than 2 inches in nominal thickness, not edge worked.....		321113-32	-2.1	6.5	3.5	-0.1	-1.3	-9.8
Softwood dressed 2-inch lumber, 2 inches in nominal thickness only, not edge worked.....		321113-33	-7.2	0.3	-6.7	-2.0	-3.2	9.5
Softwood dressed lumber and timbers, more than 2 inches in nominal thickness, not edge worked.....		321113-34	-18.8	2.7	-6.6	2.8	-3.2	0.1
Wood chips, excluding field chips.....		321113-5	-0.3	0.0	-0.6	0.5	0.6	0.3
Wood ties, siding, shingles, and shakes, and contract sawing of logs owned by others.....		321113-7	-7.3	0.0	0.0	0.0	0.0	-3.4
Secondary products and miscellaneous receipts.....		321113-SM						
Wood preservation.....	321114		-2.4	0.1	-0.5	-0.3	-0.6	0.2
Primary products.....		321114-P	-1.6	0.3	-0.6	-0.3	-0.6	0.0

See footnotes at end of table.

Table 12. Producer price index percentage changes for the net output of selected industries and their products, not seasonally adjusted — Continued
 [August 2024]

Title ¹	Industry code	Product code	Unadjusted 12-month percent change ²	Unadjusted 1-month percent change ²				
				Aug. 2023 to Aug. 2024 ^P	Mar. to Apr.	Apr. to May ^P	May to June ^P	June to July ^P
Wood preservation - Continued								
Wood poles, piles, and posts owned and treated by the same establishment.		321114-1	-1.2	0.3	-0.7	-0.1	0.5	-0.8
Other wood products owned and treated by the same establishment.		321114-5	-2.3	0.1	-0.4	-0.7	-2.0	1.0
Receipts for treating wood owned by others w/ arsenical chemicals, creosote, & other chemicals.		321114-9	0.8	0.6	-0.7	0.0	0.0	0.1
Secondary products and miscellaneous receipts.		321114-SM						
Plywood and engineered wood product mfg.	3212		-13.1	6.7	-6.1	-2.1	-5.5	-0.9
Plywood and engineered wood product mfg.	32121		-13.1	6.7	-6.1	-2.1	-5.5	-0.9
Hardwood veneer and plywood manufacturing.	321211		-2.6	0.8	-0.2	-1.2	-0.4	-0.7
Primary products.		321211-P	-2.6	0.8	0.2	-1.3	-0.4	-0.8
Hardwood veneer, including veneer backed with paper, cloth, or other flexible material.		321211-1	-2.2	1.2	-0.1	0.1	-0.7	-0.6
Hardwood plywood.		321211-4	-0.8	0.1	2.9	-3.5	0.5	-1.7
Hardwood veneered panels, including two-ply veneers.		321211-7	-7.4	1.2	-4.3	-0.8	-1.4	0.0
Secondary products and miscellaneous receipts.		321211-SM						
Softwood veneer and plywood manufacturing.	321212		-5.9	1.5	-3.3	-1.5	-3.3	-1.3
Primary products.		321212-P	-5.2	1.6	-3.5	-1.6	-3.5	-1.4
Softwood veneer, incl. veneer backed w/ paper, cloth, or other flexible material. ...		321212-1	-1.8	2.6	0.4	-1.1	-2.4	-5.0
Softwood plywood products: rough, sanded, and specialties.		321212-4	-7.1	1.0	-5.6	-1.8	-4.2	0.6
Secondary products and miscellaneous receipts.		321212-SM						
Secondary products.		321212-S	-14.0	0.9	-0.1	0.1	0.1	0.1
Engineered wood member manufacturing.	321215		-3.2	0.8	-1.8	0.0	0.0	-0.3
Primary products.		321215-P	-3.2	0.4	-1.5	0.1	-0.1	-0.3
Engineered wood members (excluding trusses).		321215-1	-0.7	-0.4	0.1	0.7	0.1	0.1
Laminated veneer lumber.		321215-11	0.5	-0.2	0.1	0.4	0.4	0.0
Other engineered structural wood members, excluding trusses & laminated veneer lumber.		321215-12	-1.4	-0.6	0.1	0.8	0.0	0.1
Wood trusses.		321215-2	-4.2	0.8	-2.2	-0.1	-0.2	-0.5
Secondary products and miscellaneous receipts.		321215-SM						
Reconstituted wood product manufacturing.	321219		-27.4	17.1	-12.6	-4.7	-13.5	-1.5
Primary products.		321219-P	-27.8	17.6	-12.9	-4.8	-13.9	-1.6
Hardboard products.		321219-B	-0.2	0.0	-0.2	0.0	0.0	0.0
Particleboard made from particleboard produced at the same location.		321219-1	-1.0	2.1	1.1	-0.3	0.3	1.2
Medium density fiberboard (MDF) made from MDF produced at the same location.		321219-3	-	-0.1	0.9	-1.1	-0.2	-
Secondary products and miscellaneous receipts.		321219-SM						
Other wood product manufacturing.	3219		0.3	0.6	-0.2	-0.2	-0.3	0.0
Millwork.	32191		2.6	0.8	-0.1	-0.3	0.1	-0.1
Wood window and door manufacturing.	321911		4.4	0.3	0.0	0.0	0.0	0.0
Primary products.		321911-P	4.2	0.4	0.0	0.0	0.0	0.0
Wood window units.		321911-1	3.2	0.0	0.0	0.0	0.0	0.0
Double hung wood window units.		321911-11	3.1	0.0	0.0	0.0	0.0	0.0
Casement wood window units.		321911-12	3.1	0.0	0.0	0.0	0.0	0.0
All other wood window units, including horizontal sliding, awning and single hung.		321911-13	3.6	0.0	0.0	0.0	0.0	0.0
Wood sash, excluding sash shipped in window units.		321911-3	3.5	0.0	0.0	0.0	0.0	0.0
Wood window & door frames, incl. door frames in door units, excl. window frames in window units.		321911-5	10.3	1.1	0.0	0.0	0.0	0.0
Wood panel, flush, & molded face doors, interior & exterior, incl. doors with glazed sections.		321911-7	2.9	0.7	0.0	0.2	-0.3	-0.1
Other wood doors, incl. garage, patio, bifold, cabinet, screen, storm and louver. ...		321911-9	3.4	0.0	0.1	0.0	0.1	-0.1
Secondary products and miscellaneous receipts.		321911-SM						
Secondary products.		321911-S	2.4	-0.1	0.0	0.1	0.0	0.0
Cut stock, resawing lumber, and planing.	321912		2.7	0.8	-0.1	-0.7	0.9	-0.1
Primary products.		321912-P	4.9	0.9	-0.1	0.7	1.1	-0.1
Softwood lumber, made from purchased lumber.		321912-3	-0.9	0.4	-0.6	-0.2	0.0	-0.6
Hardwood cut stock and dimension.		321912-6	-	1.2	0.0	1.3	2.7	-
Softwood cut stock and dimension.		321912-8	-7.4	0.0	-4.0	0.8	-1.0	0.1
Sawn wood fence stock, wood lath, and contract resawing and planing.		321912-9	0.0	0.0	0.0	0.0	0.0	0.0
Secondary products and miscellaneous receipts.		321912-SM						
Other millwork, including flooring.	321918		-0.4	1.5	-0.2	-0.5	-0.3	-0.1
Primary products.		321918-P	-0.2	1.8	-0.4	-0.6	-0.3	-0.1
Wood moldings.		321918-2	-5.3	-0.4	-1.0	-1.7	-1.4	0.0

See footnotes at end of table.

Table 12. Producer price index percentage changes for the net output of selected industries and their products, not seasonally adjusted — Continued
 [August 2024]

Title ¹	Industry code	Product code	Unadjusted 12-month percent change ²	Unadjusted 1-month percent change ²				
				Aug. 2023 to Aug. 2024 ^P	Mar. to Apr.	Apr. to May ^P	May to June ^P	June to July ^P
Other millwork, including flooring - Continued								
Other wood millwork products, including stairwork, exterior millwork, and softwood flooring.....		321918-5	3.0	3.9	-0.4	0.0	0.0	-0.1
Hardwood flooring.....		321918-7	0.3	0.9	0.1	-0.3	0.2	-0.1
Hardwood flooring, other than oak and maple.....		321918-72	-3.5	0.0	0.0	0.0	0.0	0.0
Oak and maple hardwood flooring.....		321918-73	0.6	0.9	0.1	-0.4	0.2	-0.1
Secondary products and miscellaneous receipts.....		321918-SM						
Secondary products.....		321918-S	-1.2	0.7	-0.7	0.6	-0.5	-0.2
Wood container and pallet manufacturing.....	32192		-8.8	-0.3	-0.5	-0.2	-1.3	-0.1
Wood container and pallet manufacturing.....	321920		-8.8	-0.3	-0.5	-0.2	-1.3	-0.1
Primary products.....		321920-P	-9.2	-0.4	-0.6	-0.2	-1.4	-0.2
Nailed and lock-corner wood boxes.....		321920-1	-0.3	0.0	-1.1	0.0	0.8	0.0
Wood box and crate shook.....		321920-3	-5.3	1.3	0.0	0.0	-0.5	-0.5
Wood pallets and pallet containers, wood and metal combination.....		321920-5	-9.3	-1.0	-0.6	-0.3	-1.1	-0.2
Other wood container parts and wood containers.....		321920-7	-	8.4	0.0	0.0	-7.4	-
Secondary products and miscellaneous receipts.....		321920-SM						
Miscellaneous receipts.....		321920-M	-27.7	-0.9	0.3	-1.6	0.9	0.0
Secondary products.....		321920-S	-	0.3	-0.3	-	-	-
All other wood product manufacturing.....	32199		2.0	0.9	-0.2	0.0	-0.4	0.2
Manufactured home, mobile home, manufacturing.....	321991		0.3	1.2	0.4	-0.1	0.0	-0.3
Primary products.....		321991-P	0.3	1.2	0.4	-0.1	0.0	-0.3
Manufactured homes (mobile homes), all width sizes (incl. multisection).....		321991-1	0.3	1.2	0.4	-0.1	0.0	-0.3
Secondary products and miscellaneous receipts.....		321991-SM						
Prefabricated wood building manufacturing.....	321992		-0.4	0.5	-0.1	0.2	-1.2	0.0
Primary products.....		321992-P	-0.3	0.5	0.0	0.2	-1.2	0.0
Prefabricated stationary wood buildings, components (not sold as complete units).....		321992-1	7.0	0.0	0.0	0.0	0.0	0.0
Prefabricated stationary wood buildings, shipped in panel form (complete units).....		321992-5	-2.7	1.1	0.0	-0.2	-3.0	-0.1
Prefabricated stationary wood buildings, precut packages (complete units).....		321992-6	-0.7	-0.2	-0.2	1.5	-0.1	-0.2
Prefabricated stationary wood buildings, shipped in three-dimensional assemblies.....		321992-7	1.3	0.5	0.1	0.0	0.0	0.3
Prefabricated stationary wood buildings, three-dimensional assemblies, residential.....		321992-71	1.4	0.5	0.1	0.0	0.0	0.4
Prefabricated stationary wood buildings, three-dimensional assemblies, nonresidential.....		321992-72	0.1	0.0	0.0	0.0	0.0	0.0
Secondary products and miscellaneous receipts.....		321992-SM						
Miscellaneous receipts.....		321992-M	-11.3	0.7	-1.8	-2.5	-1.8	-0.8
Secondary products.....		321992-S	0.0	0.0	0.0	0.0	0.0	0.0
Miscellaneous wood product manufacturing.....	321999		5.6	0.9	-0.8	0.0	-0.3	0.9
Primary products.....		321999-P	5.9	0.9	-0.9	0.0	-0.2	1.0
All other miscellaneous wood products.....		321999-0	5.9	0.9	-0.9	0.0	-0.2	1.0
Secondary products and miscellaneous receipts.....		321999-SM						
Paper manufacturing.....	322		1.3	0.6	0.5	0.0	0.3	0.6
Pulp, paper & paperboard mills.....	3221		2.0	0.5	0.5	0.2	0.5	0.8
Pulp mills.....	32211		20.3	6.2	1.8	0.8	2.2	1.2
Pulp mills.....	322110		20.3	6.2	1.8	0.8	2.2	1.2
Primary products.....		322110-P	20.3	6.2	1.8	0.8	2.2	1.2
Special alpha and dissolving wood pulp, incl. sulfite and sulfate and other wood pulp.....		322110-6	27.6	7.9	2.0	1.0	2.3	1.4
All other miscellaneous pulp, other than wood, and pulp mill by-products, incl. turpentine.....		322110-9	-21.1	-6.8	0.0	-0.4	1.2	-0.1
Paper mills.....	32212		-0.7	-0.1	0.3	0.1	0.4	-0.2
Paper mills.....	322120		-0.7	-0.1	0.3	0.1	0.4	-0.2
Primary products.....		322120-P	-1.2	-0.1	0.3	0.0	0.3	0.0
Bleached bristol, clay-coated, uncoated, and industrial converted paper.....		322120-1	-0.1	0.2	0.5	0.1	0.1	-0.1
Construction paper.....		322120-2	-	0.0	-	-	-	-
Sanitary tissue paper products, made in paper mills.....		322120-4	-2.9	-0.1	0.0	0.0	0.4	0.0
Newsprint and uncoated ground-wood paper.....		322120-5	-7.6	-3.7	5.9	0.0	0.0	0.0
Secondary products and miscellaneous receipts.....		322120-SM						
Paperboard mills.....	32213		2.8	0.5	0.5	0.1	0.5	1.9
Paperboard mills.....	322130		2.8	0.5	0.5	0.1	0.5	1.9
Primary products.....		322130-P	2.6	0.6	0.3	0.3	0.6	1.9

See footnotes at end of table.

Table 12. Producer price index percentage changes for the net output of selected industries and their products, not seasonally adjusted — Continued
 [August 2024]

Title ¹	Industry code	Product code	Unadjusted 12-month percent change ²	Unadjusted 1-month percent change ²				
				Aug. 2023 to Aug. 2024 ^P	Mar. to Apr.	Apr. to May ^P	May to June ^P	June to July ^P
Paperboard mills - Continued								
Bleached packaging and industrial converting paperboard.....		322130-B	-0.2	0.0	0.0	0.0	0.1	0.0
Unbleached kraft packaging and industrial converting paperboard.....		322130-1	1.5	0.2	0.3	0.5	0.9	2.0
Recycled paperboard.....		322130-7	3.3	1.9	0.7	0.0	0.5	2.4
Secondary products and miscellaneous receipts.....		322130-SM						
Converted paper product mfg.....	3222		1.1	0.6	0.5	0.0	0.2	0.7
Paper container mfg.....	32221		1.9	0.7	0.7	0.0	0.3	1.2
Corrugated and solid fiber box manufacturing.....	322211		3.0	0.8	0.7	0.1	0.1	1.8
Primary products.....		322211-P	3.0	0.8	0.7	0.1	0.1	1.8
Corrugated and solid fiber boxes, including pallets.....		322211-0	3.0	0.8	0.7	0.1	0.1	1.8
Corrugated shipping containers for food and beverages and carryout boxes for retail food.....		322211-01	2.7	1.2	0.9	0.3	0.5	1.6
Corrugated shipping containers for paper and allied products.....		322211-02	5.3	0.6	-0.2	0.0	0.0	2.1
Corrugated shipping containers for metal and electrical machinery.....		322211-03	-2.1	2.0	0.1	0.0	0.0	1.2
Corrugated shipping containers for all other end uses.....		322211-04	1.7	0.3	1.0	0.0	-0.3	2.1
Corrugated paperboard in sheets and rolls, lined and unlined.....		322211-05	1.5	0.0	0.1	0.5	0.0	0.4
Other corrugated and solid fiber products, including containers, pallets, pads, etc.....		322211-09	9.2	1.5	1.5	0.0	0.3	2.9
Secondary products and miscellaneous receipts.....		322211-SM						
Miscellaneous receipts.....		322211-M	17.2	0.8	0.0	0.0	0.0	9.3
Secondary products.....		322211-S	0.1	0.0	0.0	0.0	0.1	0.0
Folding paperboard box manufacturing.....	322212		0.0	0.1	1.2	-0.7	0.8	0.2
Primary products.....		322212-P	0.2	0.1	1.2	-0.7	0.9	0.2
Folding paperboard boxes, packaging, and packaging components.....		322212-0	0.2	0.1	1.2	-0.7	0.9	0.2
Secondary products and miscellaneous receipts.....		322212-SM						
Other paperboard container manufacturing.....	322219		-0.9	0.9	0.1	0.0	0.2	-0.1
Primary products.....		322219-P	-1.0	1.0	0.1	0.0	0.3	-0.1
Setup (rigid) paperboard boxes.....		322219-1	1.0	1.8	-0.7	-0.5	0.1	0.0
Paperboard fiber drums with ends of any material.....		322219-7	4.0	2.3	2.2	0.0	0.3	0.5
Fiber cans, tubes, and similar fiber products.....		322219-8	1.2	2.9	0.2	0.2	0.1	-0.4
Fiber cans, all fiber and composite.....		322219-81	2.7	4.5	0.2	0.1	-0.2	0.6
Fiber cores and tubes.....		322219-82	-1.2	0.4	0.0	0.2	0.5	-2.4
Paperboard cones, reels, spools, bobbins, blocks, and all vulcanized fiber products.....		322219-83	0.0	0.0	0.0	0.0	0.0	0.0
Secondary products and miscellaneous receipts.....		322219-SM						
Paper bag and coated and treated paper mfg.....	32222		0.6	0.7	0.1	0.0	0.2	-0.1
Paper bag and coated and treated paper manufacturing.....	322220		0.6	0.7	0.1	0.0	0.2	-0.1
Primary products.....		322220-P	0.4	0.7	0.1	0.0	0.2	-0.2
Specialty bags, pouches, and liners, multiweb laminations and foil, except film-film.....		322220-C	-0.5	-0.2	-0.1	0.1	0.2	0.0
Uncoated single-web paper grocers' bags and sacks and variety and shopping bags.....		322220-D	0.4	0.0	0.0	0.0	0.3	0.0
Laminated aluminum foil rolls and sheets for flexible packaging uses.....		322220-F	-0.5	0.2	0.0	0.0	0.0	-0.4
Pasted, lined, laminated, or surface-coated paperboard.....		322220-G	-1.6	0.1	0.0	0.0	0.0	0.0
Single-web paper, rolls and sheets, including waxed, for flexible packaging uses.....		322220-H	0.1	0.0	0.0	0.0	0.0	0.0
Multiweb laminated rolls and sheets, except foil, for flexible packaging uses.....		322220-J	1.7	0.3	0.0	0.0	0.2	0.0
Pressure-sensitive products.....		322220-N	-1.2	0.6	-0.8	1.2	-0.5	-0.1
Wallcoverings.....		322220-7	1.9	0.0	0.0	1.9	0.0	0.0
Converted foil for nonpackaging applications.....		322220-8	0.0	0.0	0.0	0.0	0.0	0.0
Other coated and processed papers, except for packaging uses.....		322220-9	5.0	3.1	3.3	-3.6	2.0	-1.1
Secondary products and miscellaneous receipts.....		322220-SM						
Miscellaneous receipts.....		322220-M	-	3.8	0.0	0.0	0.0	-
Stationery product mfg.....	32223		1.4	0.1	0.7	0.1	-1.2	0.1
Stationery product manufacturing.....	322230		1.4	0.1	0.7	0.1	-1.2	0.1
Primary products.....		322230-P	1.2	0.1	0.8	0.1	-1.2	0.1
Die-cut paper and paperboard office supplies.....		322230-4	13.6	0.0	-0.2	0.0	0.0	0.0
Envelopes, commercial, all types and materials.....		322230-5	-1.8	0.3	0.1	0.3	-0.3	-0.1
Tablets, pads and related products.....		322230-9	-2.0	-1.2	-0.1	0.2	0.0	0.0
Secondary products and miscellaneous receipts.....		322230-SM						
Miscellaneous receipts.....		322230-M	-2.7	0.2	-0.2	0.0	0.2	0.1
Other converted paper product mfg.....	32229		-1.5	0.5	0.3	-0.1	0.5	-0.2
Sanitary paper product manufacturing.....	322291		-2.0	0.7	0.4	-0.2	0.4	-0.1
Primary products.....		322291-P	-2.1	0.7	0.4	-0.1	0.4	0.0

See footnotes at end of table.

Table 12. Producer price index percentage changes for the net output of selected industries and their products, not seasonally adjusted — Continued
 [August 2024]

Title ¹	Industry code	Product code	Unadjusted 12-month percent change ²	Unadjusted 1-month percent change ²				
				Aug. 2023 to Aug. 2024 ^P	Mar. to Apr.	Apr. to May ^P	May to June ^P	June to July ^P
Sanitary paper product manufacturing - Continued								
Disposable diapers and similar disposable products, made from purchased sanitary paper stock.....		322291-2	0.0	0.0	0.0	0.0	0.0	0.0
Sanitary tissue paper products, made from purchased sanitary paper stock or wadding.....		322291-5	-3.8	1.4	0.8	-0.3	0.8	-0.1
Secondary products and miscellaneous receipts.....		322291-SM						
Miscellaneous receipts.....		322291-M	-17.8	0.0	0.0	-8.2	11.6	-17.7
All other converted paper product mfg.....	322299		-0.4	0.0	0.0	0.2	0.6	-0.4
Primary products.....		322299-P	-0.2	0.1	0.1	0.1	0.7	-0.4
Molded pulp goods, including egg cartons, florist pots, food trays, etc.....		322299-1	-1.5	1.2	0.8	0.3	-0.1	0.1
Miscellaneous converted paper and paperboard products.....		322299-3	0.3	-0.3	-0.1	0.0	0.9	-0.5
Secondary products and miscellaneous receipts.....		322299-SM						
Secondary products.....		322299-S	-	0.0	0.0	0.1	0.2	-
Printing and related support activities.....	323		4.0	-0.1	0.0	0.0	0.3	0.5
Printing and related support activities.....	3231		4.0	-0.1	0.0	0.0	0.3	0.5
Printing.....	32311		4.1	-0.1	0.0	0.0	0.3	0.5
Commercial screen printing.....	323113		2.3	0.1	0.1	0.1	0.3	0.4
Primary products.....		323113-P	2.4	0.1	0.1	0.0	0.3	0.5
Screen printing on garments, apparel accessories, and other fabric articles, excluding labels.....		323113-4	1.9	0.2	0.1	0.0	0.4	-0.1
Screen printing (excluding on textiles, apparel, apparel accessories, and labels)...		323113-6	3.7	0.0	0.0	0.0	0.0	2.2
Secondary products and miscellaneous receipts.....		323113-SM						
Miscellaneous receipts.....		323113-M	2.1	0.0	0.0	0.8	1.0	-0.4
Secondary products.....		323113-S	1.9	0.2	0.1	0.2	0.0	0.4
Books printing.....	323117		2.9	1.8	-2.8	0.0	0.1	1.1
Primary products.....		323117-P	4.6	2.2	-3.4	0.0	0.1	1.4
Other book and pamphlet printing and binding.....		323117-E	2.5	0.0	0.0	0.0	0.0	0.0
Textbook printing and binding.....		323117-1	-1.3	0.0	0.0	0.0	0.5	0.0
Technical, scientific, & professional book printing & binding.....		323117-3	-2.7	0.0	3.2	0.0	2.2	0.0
Religious book printing and binding.....		323117-5	0.5	1.3	0.5	0.0	-1.2	0.6
General book (trade, etc.) printing & binding.....		323117-7	10.5	4.5	-7.8	0.0	0.0	2.7
Secondary products and miscellaneous receipts.....		323117-SM						
Commercial printing, except screen and books.....	32311K		4.3	-0.3	0.2	0.0	0.4	0.4
Primary products.....		32311K-P	2.0	-0.3	0.2	0.0	0.4	0.3
Commercial lithographic printing.....		32311K-0	-0.2	-0.7	0.0	0.0	0.6	0.0
Other commercial and general job printing (lithographic).....		32311K-0B	-0.1	-1.0	0.5	0.0	1.7	-0.2
Magazine and periodical printing (lithographic).....		32311K-01	-0.9	-1.1	0.0	0.0	0.4	0.3
Label and wrapper printing (lithographic).....		32311K-03	1.2	0.0	0.0	0.0	1.2	0.0
Catalog and directory printing (lithographic).....		32311K-05	-0.9	-1.1	0.0	0.0	0.2	0.0
Advertising printing (lithographic).....		32311K-09	-0.3	-1.2	0.0	0.0	0.8	-0.1
Commercial flexographic printing.....		32311K-2	0.3	0.4	0.0	-0.1	0.0	0.0
Label and wrapper printing (flexographic).....		32311K-21	-	0.5	0.0	-0.1	0.0	-
Quick printing.....		32311K-4	23.9	8.0	0.0	0.0	0.0	0.0
Digital printing.....		32311K-5	5.7	-0.4	0.5	0.1	0.7	0.9
Manifold business forms printing.....		32311K-6	6.5	0.0	0.0	0.0	0.0	3.2
Other commercial printing.....		32311K-9	2.3	0.0	0.0	0.0	0.0	0.0
All other commercial and general job printing.....		32311K-9V	1.7	0.0	0.0	0.0	0.0	0.0
Secondary products and miscellaneous receipts.....		32311K-SM						
Miscellaneous receipts.....		32311K-M	5.2	0.1	0.8	1.0	2.2	1.6
Secondary products.....		32311K-S	12.4	-0.3	0.1	-0.1	0.1	0.7
Support activities for printing.....	32312		1.7	0.0	0.2	0.2	0.1	0.1
Support activities for printing.....	323120		1.7	0.0	0.2	0.2	0.1	0.1
Primary products.....		323120-P	1.6	0.0	0.2	0.2	0.1	0.1
Softcover, pamphlet, sample book, and other binding of books and materials printed elsewhere.....		323120-3	1.3	-0.2	0.1	0.3	0.0	0.9
Miscellaneous binding and postpress work, incl collating, perforating, folding, gluing, etc.....		323120-5	-2.0	0.0	-0.4	0.8	0.0	-1.2
Prepress services, excl platemaking (incl film, assembled flats, color sep., typesetting, etc.).....		323120-7	-0.1	0.0	0.0	0.0	0.0	0.0
Printing plates and cylinders, prepared for printing (excl blank plates and blank cylinders).....		323120-9	0.4	0.0	0.0	0.0	0.0	0.0
Secondary products and miscellaneous receipts.....		323120-SM						
Petroleum and coal products manufacturing.....	324		-15.4	3.3	-7.4	-4.2	5.6	-2.8

See footnotes at end of table.

Table 12. Producer price index percentage changes for the net output of selected industries and their products, not seasonally adjusted — Continued
 [August 2024]

Title ¹	Industry code	Product code	Unadjusted 12-month percent change ²	Unadjusted 1-month percent change ²				
				Aug. 2023 to Aug. 2024 ^P	Mar. to Apr.	Apr. to May ^P	May to June ^P	June to July ^P
Petroleum and coal products mfg.	3241		-15.4	3.3	-7.4	-4.2	5.6	-2.8
Petroleum refineries.	32411		-16.5	3.8	-8.0	-4.6	6.1	-3.0
Petroleum refineries.	324110		-16.5	3.8	-8.0	-4.6	6.1	-3.0
Primary products.		324110-P	-16.9	3.9	-8.2	-4.7	6.2	-3.1
Kerosene, except jet fuel.		324110-B	-20.8	-0.5	-6.5	-6.8	12.8	-10.3
Light fuel oils.		324110-C	-21.6	2.8	-18.8	-3.5	10.8	-2.2
Home heating oil and other distillates, NEC.		324110-C1	-20.5	-0.2	-7.9	0.5	1.9	-5.1
Diesel fuel.		324110-C2	-21.7	3.0	-19.4	-3.8	11.5	-2.0
Heavy fuel oils, including No. 5, No. 6, heavy diesel, gas enrichment oils, etc.		324110-E	7.7	1.1	9.0	-1.7	1.0	-0.4
Unfinished oils and lubricating oil base stock.		324110-J	1.0	3.2	4.4	2.4	1.6	-6.8
Liquefied refinery gases, including other aliphatics (feed stock and other uses).		324110-R	31.1	-0.8	-5.7	-9.5	12.7	-3.2
Other finished petroleum products, including waxes.		324110-T	2.3	1.3	33.5	5.6	-11.3	6.0
Gasoline, including finished base stocks and blending agents.		324110-1	-16.3	5.9	-4.4	-6.3	4.6	-2.5
Motor gasoline, including finished base stocks and blending agents.		324110-12	-16.2	5.8	-4.4	-6.3	4.7	-2.5
Regular gasoline.		324110-121	-16.0	5.6	-4.2	-6.6	5.0	-1.9
Mid-premium gasoline.		324110-122	-16.1	7.2	-6.9	-5.3	5.9	-3.9
Premium gasoline.		324110-123	-17.3	6.6	-5.0	-5.2	3.7	-4.5
Jet fuel.		324110-6	-23.0	0.3	-6.2	-3.5	5.8	-10.5
Asphalt.		324110-9	0.1	4.8	5.5	0.8	0.4	-4.4
Secondary products and miscellaneous receipts.		324110-SM1						
Asphalt paving and roofing materials mfg.	32412		2.3	-4.2	0.3	0.0	0.6	-0.6
Asphalt paving mixture & block manufacturing.	324121		3.3	-5.9	-1.4	0.5	0.8	-0.2
Primary products.		324121-P	3.2	-6.2	-1.6	0.5	0.8	-0.2
Asphalt paving mixtures & blocks.		324121-0	3.2	-6.2	-1.6	0.5	0.8	-0.2
Emulsified asphalt, including liquid additives.		324121-0111	4.8	1.0	0.5	0.8	0.7	0.4
Other liquid asphalt and tar paving materials, including cut-backs.		324121-0121	1.4	0.2	-2.7	1.5	0.2	0.0
Asphalt and tar paving mixt. (excl liquid), incl bitum. or asph. concrete, asph. paving cement.		324121-0131	2.6	-11.9	-3.2	0.3	1.1	-0.7
Secondary products and miscellaneous receipts.		324121-SM						
Miscellaneous receipts.		324121-M	4.3	-0.5	0.0	0.0	1.4	0.0
Secondary products.		324121-S	-	0.0	-	-	-	-
Asphalt shingle and coating materials manufacturing.	324122		0.9	-1.9	2.5	-0.5	0.4	-1.1
Primary products.		324122-P	0.9	-2.0	2.5	-0.6	0.4	-1.1
Roofing asphalts and pitches, coatings, and cements.		324122-1	-2.3	0.0	0.0	1.0	0.0	0.0
Prepared asphalt and tar roofing and siding products, incl. saturated felts for nonbuilding use.		324122-2	1.1	-2.1	2.7	-0.7	0.4	-1.2
Asphalt smooth-surfaced roll roofing and cap sheets, organic and fiberglass base.		324122-21	-2.8	0.5	-0.6	0.4	0.0	0.0
Asphalt mineral-surfaced roll roofing and cap sheets, organic and fiberglass base.		324122-22	0.2	-0.3	0.4	0.1	0.0	0.0
Other prepared asphalt and tar products for roofing and siding.		324122-27	-0.4	0.0	0.0	0.2	0.8	-0.9
Secondary products and miscellaneous receipts.		324122-SM						
Other petroleum and coal products mfg.	32419		-2.6	-0.2	0.3	-0.1	-0.5	0.1
Petroleum lubricating oil and grease mfg.	324191		-0.7	-0.1	0.0	-0.1	-0.1	0.1
Primary products.		324191-P	-1.5	-0.1	0.0	-0.1	-0.1	0.1
Petroleum lubricating oils and greases, refined petroleum.		324191-0	-1.5	-0.1	0.0	-0.1	-0.1	0.1
Lubricating oils (incl. hydraulic fluids, etc.), refined petroleum.		324191-011	-1.6	-0.1	0.0	-0.1	-0.1	0.1
Lubricating greases, made from refined petroleum.		324191-012	-	0.0	0.0	0.0	0.0	0.0
Secondary products and miscellaneous receipts.		324191-SM						
Miscellaneous receipts.		324191-M	-10.8	-1.9	0.0	0.0	-2.7	-1.9
All other petroleum and coal products mfg.	324199		-9.2	-0.9	1.4	-0.3	-2.0	-0.1
Primary products.		324199-P	-9.6	-1.0	1.5	-0.3	-2.0	-0.1
Coke oven and blast furnace products, made in coke oven establishments.		324199-3	-9.3	-0.7	-2.7	-0.3	-0.8	0.0
All other petroleum and coal products (excl. coke oven products), made in coke oven estab.		324199-9	-9.6	-1.0	1.7	-0.3	-2.1	-0.1
Secondary products and miscellaneous receipts.		324199-SM						
Secondary products.		324199-S	19.6	7.4	0.5	0.0	0.0	0.0
Chemical mfg.	325		1.1	0.7	0.1	0.1	0.5	0.4
Basic chemical mfg.	3251		-1.0	1.7	0.0	1.1	1.7	0.9
Petrochemical mfg.	32511		20.8	4.2	-1.2	1.5	7.2	1.3
Petrochemical manufacturing.	325110		21.0	4.3	-1.2	1.5	7.2	1.3
Primary products.		325110-P	29.5	5.1	-1.3	2.4	6.1	1.9
Secondary products and miscellaneous receipts.		325110-SM						

See footnotes at end of table.

Table 12. Producer price index percentage changes for the net output of selected industries and their products, not seasonally adjusted — Continued
 [August 2024]

Title ¹	Industry code	Product code	Unadjusted 12-month percent change ²	Unadjusted 1-month percent change ²				
			Aug. 2023 to Aug. 2024 ^P	Mar. to Apr.	Apr. to May ^P	May to June ^P	June to July ^P	July to Aug. ^P
Industrial gas mfg.	32512		3.8	1.2	0.4	0.7	0.1	0.0
Industrial gas manufacturing.	325120		3.8	1.2	0.4	0.7	0.1	0.0
Primary products.		325120-P	3.8	1.2	0.4	0.7	0.1	0.0
Oxygen.		325120-A	4.4	-0.9	-2.0	0.9	2.7	-0.2
Argon and hydrogen.		325120-C	9.2	-3.4	1.3	0.9	-0.9	-0.6
Other industrial gases (including fluorocarbon and acetylene).		325120-T	7.9	2.6	1.1	-0.5	-1.5	0.0
Carbon dioxide.		325120-4	6.2	0.0	2.7	4.9	-3.8	1.2
Nitrogen.		325120-7	-13.4	2.8	-0.3	1.6	4.8	-0.1
Secondary products and miscellaneous receipts.		325120-SM						
Synthetic dye and pigment mfg.	32513		-9.1	-0.4	-1.7	-1.8	0.1	0.4
Synthetic dye and pigment manufacturing.	325130		-9.1	-0.4	-1.7	-1.8	0.1	0.4
Primary products.		325130-P	-9.2	-0.4	-1.7	-1.8	0.1	0.4
All other inorganic pigments, including TiO ₂ , chrome colors, and other white opaque pigments.		325130-N	-11.0	0.1	-2.8	-1.5	0.0	0.0
Synthetic organic dyes, pigments, lakes, and toners.		325130-R	-3.0	-2.2	2.0	-2.8	0.6	1.6
Synthetic organic dyes.		325130-R8	-4.8	-1.5	0.6	-2.7	1.3	0.6
Synthetic organic pigments, lakes, and toners.		325130-R9	-1.3	-2.7	3.2	-2.9	0.0	2.4
Secondary products and miscellaneous receipts.		325130-SM						
Secondary products.		325130-S	-3.7	-0.1	0.3	-0.1	-0.1	0.0
Other basic inorganic chemical manufacturing.	32518		-5.6	-0.4	0.9	0.4	-1.3	-0.3
Other basic inorganic chemical manufacturing.	325180		-5.6	-0.4	0.9	0.4	-1.3	-0.3
Primary products.		325180-P	-6.3	-0.4	1.2	0.4	-1.5	-0.5
Potassium and sodium compounds, excluding bleaches, alkalis, and alum.		325180-A	-2.2	1.2	-0.1	-0.8	0.4	-0.5
All other inorganic chemicals.		325180-H	2.8	0.2	3.3	0.9	-0.5	-0.4
Inorganic acids, excluding nitric, sulfuric and phosphoric.		325180-3	1.4	0.3	0.5	-0.4	-0.4	0.5
Sodium hydroxide (caustic soda).		325180-4	-19.1	-0.1	0.0	-0.1	-0.7	-0.8
Carbon black, all processes.		325180-6	-0.4	-2.4	0.7	1.3	0.5	-0.9
Other alkalis.		325180-7	-16.3	-4.8	0.6	-0.1	-1.9	0.5
Sulfuric acid.		325180-9	-19.2	2.8	-6.4	1.1	-4.8	-5.5
Secondary products and miscellaneous receipts.		325180-SM						
Miscellaneous receipts.		325180-M	-	0.0	0.0	0.0	0.0	-
Secondary products.		325180-S	0.4	0.1	-2.2	0.8	0.1	4.3
Other basic organic chemical mfg.	32519		-4.7	1.9	0.0	1.5	0.9	1.3
Ethyl alcohol manufacturing.	325193		-18.7	8.8	4.2	2.7	3.5	-3.9
Primary products.		325193-P	-17.7	11.5	5.7	3.5	4.6	-4.4
Ethyl alcohol.		325193-0	-17.9	13.7	7.0	4.2	5.5	-4.3
Distillers' dried grains (dark and light) and dried solubles.		325193-2	-16.1	-1.5	-3.2	-1.5	-2.5	-4.9
Secondary products and miscellaneous receipts.		325193-SM						
Secondary products.		325193-S	-23.8	-3.4	-3.4	-2.2	-3.0	-1.3
Cyclic crude, intermediate, and gum and wood chemical mfg.	325194		0.8	-1.0	-0.3	0.4	0.3	3.2
Primary products.		325194-P	-3.7	-1.1	0.0	-0.2	0.1	4.0
Gum and wood chemicals, including wood distillation products.		325194-1	2.2	0.1	0.0	-0.2	0.4	1.0
Cyclic crude and intermediate chemicals.		325194-2	-5.6	-1.5	0.0	-0.2	0.0	5.0
Secondary products and miscellaneous receipts.		325194-SM						
All other basic organic chemical manufacturing.	325199		1.4	-0.1	-1.5	1.2	0.0	3.2
Primary products.		325199-P	-1.9	-0.2	-2.1	1.6	0.0	1.2
Natural organic chemicals.		325199-E	-6.3	-0.2	0.1	0.1	-0.1	0.0
Synthetic organic chemicals for use as flavor and perfume materials.		325199-H	6.6	0.0	0.0	0.0	-0.4	0.2
Synthetic organic rubber-processing chemicals.		325199-K	3.8	-1.0	-0.3	0.1	1.4	-0.4
Synthetic organic plasticizers.		325199-N	4.1	4.2	3.7	0.9	1.9	-3.7
Other synthetic organic chemicals.		325199-R	11.8	0.2	-3.7	1.2	0.1	5.1
Miscellaneous end use chemicals and chemical products, excluding urea.		325199-T	-0.8	0.0	-0.6	0.2	0.6	0.8
Miscellaneous cyclic and acyclic chemicals and chemical products, excluding fatty acid esters.		325199-V	0.0	0.6	-3.0	7.1	-0.8	-4.3
Fatty acids.		325199-1	-31.9	-5.8	-5.0	-3.3	-0.8	7.4
Industrial organic flavor oil mixtures and blends.		325199-7	-14.3	-0.8	-1.9	-0.1	-0.3	0.0
Secondary products and miscellaneous receipts.		325199-SM						
Resin, synthetic rubber, and artificial/synthetic fiber/filaments mfg.	3252		3.4	1.2	0.7	-0.2	0.7	0.1
Resin and synthetic rubber mfg.	32521		3.1	1.6	0.4	0.1	0.9	0.1
Plastics material and resin manufacturing.	325211		2.1	1.1	0.2	0.0	1.1	0.1
Primary products.		325211-P	1.7	1.2	-0.1	0.1	1.5	-0.5
Thermoplastic resins and plastics materials.		325211-1	2.8	0.6	0.0	-0.1	1.6	0.3

See footnotes at end of table.

Table 12. Producer price index percentage changes for the net output of selected industries and their products, not seasonally adjusted — Continued
 [August 2024]

Title ¹	Industry code	Product code	Unadjusted 12-month percent change ²	Unadjusted 1-month percent change ²				
				Aug. 2023 to Aug. 2024 ^P	Mar. to Apr.	Apr. to May ^P	May to June ^P	June to July ^P
Plastics material and resin manufacturing - Continued								
Thermosetting resins and plastics materials.....		325211-4	-5.6	5.4	-0.5	0.8	0.5	-5.5
Secondary products and miscellaneous receipts.....		325211-SM						
Synthetic rubber manufacturing.....	325212		15.4	6.7	1.8	1.4	-0.6	-0.4
Primary products.....		325212-P	15.5	6.8	1.8	1.4	-0.6	-0.5
Synthetic rubber (vulcanizable elastomers).....		325212-0	15.5	6.8	1.8	1.4	-0.6	-0.5
Secondary products and miscellaneous receipts.....		325212-SM						
Artificial fibers and filaments manufacturing.....	325222		6.4	-2.8	4.6	-2.9	-1.8	0.3
Artificial fibers and filaments manufacturing.....	325220		6.4	-2.8	4.6	-2.9	-1.8	0.3
Primary products.....		325220-P	6.3	-2.9	4.8	-3.1	-1.8	0.3
Polyester manufactured fibers.....		325220-7	4.0	0.3	0.5	0.6	1.4	0.0
Other noncellulosic organic fibers, incl. polyamide, polyolefin, and producer-textured.....		325220-9	7.8	-4.3	6.8	-4.6	-3.3	0.4
Secondary products and miscellaneous receipts.....		325220-SM						
Pesticide, fertilizer, and other agricultural chemical mfg.....	3253		0.3	0.3	-0.7	-0.6	-0.6	-0.6
Fertilizer mfg.....	32531		4.0	0.4	-1.4	-1.4	-1.1	-1.1
Nitrogenous fertilizer manufacturing.....	325311		1.8	1.3	-1.3	-4.0	-1.3	-2.2
Primary products.....		325311-P	1.4	1.2	-1.3	-4.1	-1.3	-2.2
Synthetic ammonia, nitric acid, ammonium compounds, and urea.....		325311-A	1.4	1.3	-1.4	-4.7	-1.4	-2.5
Fertilizer materials of organic origin.....		325311-7	1.3	0.0	-0.8	1.3	0.0	0.0
Secondary products and miscellaneous receipts.....		325311-SM						
Secondary products.....		325311-S	55.7	14.4	1.5	-1.1	-0.9	-0.9
Phosphatic fertilizer manufacturing.....	325312		8.3	-0.5	-2.4	0.0	-1.8	0.0
Primary products.....		325312-P	8.8	-0.5	-2.5	0.1	-1.8	0.0
Phosphoric acid, superphosphates, and other phosphatic fertilizer materials.....		325312-A	11.2	-1.0	-4.7	0.7	-2.6	0.1
Mixed fertilizers, made in plants which manufacture fertilizer materials.....		325312-7	3.8	0.6	2.9	-1.4	0.0	0.0
Secondary products and miscellaneous receipts.....		325312-SM						
Fertilizer, mixing only, manufacturing (including compost).....	325314		-0.4	0.5	0.2	0.0	0.3	-1.4
Primary products.....		325314-P	-0.4	0.5	0.2	0.0	0.3	-1.5
Mixed fertilizers, mixing only.....		325314-0	-0.4	0.5	0.2	0.0	0.3	-1.5
Mixed fertilizers, dry, mixing only.....		325314-01	0.4	0.6	0.0	-0.1	0.0	-1.1
Mixed fertilizers, liquid, mixing only.....		325314-02	-4.2	-0.3	1.1	0.0	1.7	-3.5
Secondary products and miscellaneous receipts.....		325314-SM						
Miscellaneous receipts.....		325314-M	-1.1	1.3	-1.7	0.0	-2.6	0.7
Pesticide and other agricultural chemical mfg.....	32532		-3.8	0.1	0.2	0.5	0.0	0.0
Pesticide and other agricultural chemical manufacturing.....	325320		-3.8	0.1	0.2	0.5	0.0	0.0
Primary products.....		325320-P	-3.8	0.1	0.2	0.5	0.0	0.0
Agricultural and commercial pesticides and chemicals.....		325320-1	-4.2	0.1	0.1	0.5	0.0	0.0
Lawn and garden pesticides and chemicals.....		325320-4	-3.5	0.0	0.0	0.0	0.0	0.0
Household and institutional pesticides and chemicals.....		325320-7	2.9	0.0	2.2	0.0	0.0	0.0
Secondary products and miscellaneous receipts.....		325320-SM						
Pharmaceutical and medicine mfg.....	3254		2.1	0.6	-0.1	-0.1	0.0	0.3
Pharmaceutical and medicine mfg.....	32541		2.1	0.6	-0.1	-0.1	0.0	0.3
Medicinal and botanical manufacturing.....	325411		5.3	0.2	0.0	-0.1	0.1	-0.1
Primary products.....		325411-P	5.3	0.2	0.0	-0.2	0.1	-0.2
Synthetic organic medicinal chemicals, medicinal & botanical drugs, & other products.....		325411-0	5.3	0.2	0.0	-0.2	0.1	-0.2
Secondary products and miscellaneous receipts.....		325411-SM1						
Pharmaceutical preparation manufacturing.....	325412		2.3	0.6	0.0	-0.1	0.0	0.3
Primary products.....		325412-P	2.3	0.7	0.0	-0.1	0.0	0.3
Pharmaceuticals acting on the respiratory system, for human use.....		325412-A	1.3	0.1	0.0	0.0	-0.1	0.0
Antihistamines and bronchodilators, including antiasthmatics.....		325412-A111	1.2	0.0	0.0	0.0	0.0	0.0
Other respiratory preparations.....		325412-A112	1.6	0.2	0.0	0.0	-0.3	0.0
Other respiratory preparations, over-the-counter.....		325412-A112OC	-	0.4	0.0	0.0	-0.6	-
Other respiratory preparations, prescription.....		325412-A112RX	4.0	-	0.0	0.0	0.0	0.0
Pharmaceuticals acting on the digestive or the genito-urinary systems, for human use.....		325412-D	-8.0	-0.5	-0.5	0.0	0.0	0.0
Other digestive or genito-urinary preparations.....		325412-D112	-8.8	-1.1	0.0	0.0	0.0	0.0
Other digestive or genito-urinary preparations, prescription.....		325412-D112RX	-10.6	-1.3	0.0	0.0	0.0	0.0
Pharmaceuticals acting on the skin, for human use.....		325412-G	-2.2	0.1	0.0	-2.0	0.0	0.0
Other pharmaceutical preparations acting on the skin.....		325412-G311	0.3	0.1	0.0	0.0	0.0	0.0

See footnotes at end of table.

Table 12. Producer price index percentage changes for the net output of selected industries and their products, not seasonally adjusted — Continued
 [August 2024]

Title ¹	Industry code	Product code	Unadjusted 12-month percent change ²	Unadjusted 1-month percent change ²				
				Aug. 2023 to Aug. 2024 ^P	Mar. to Apr.	Apr. to May ^P	May to June ^P	June to July ^P
Pharmaceutical preparation manufacturing - Continued								
Anti-acne preparations.....		325412-G611	-18.0	0.0	0.0	-18.8	0.0	0.0
Vitamin, nutrient, and hematinic preparations, for human use.....		325412-L	3.5	0.3	-0.1	0.0	0.0	2.1
Multivitamins.....		325412-L111	0.3	1.1	0.0	0.0	0.0	0.0
Other vitamins and nutrients.....		325412-L112	2.5	0.1	0.3	0.0	0.0	0.1
Pharmaceuticals affecting parasitic and infective diseases, for human use.....		325412-Q	1.0	0.0	0.0	0.0	0.0	0.0
Broad and medium spectrum antibiotics.....		325412-Q111	0.0	0.0	0.0	0.0	0.0	0.0
Systemic antivirals.....		325412-Q112	3.3	0.0	0.0	0.0	0.0	0.0
Other parasitic and infective diseases.....		325412-Q113	1.6	0.0	0.0	0.0	0.0	0.0
Pharmaceuticals for veterinary use, incl medicinal premixes/pet care products.....		325412-W	4.0	0.0	0.0	0.0	0.0	1.8
Pharmaceuticals affecting neoplasms, the endocrine system, & metabolic diseases, for human use.....		325412-1	0.5	0.0	0.0	0.0	0.1	0.0
Cancer therapy products.....		325412-1111	3.2	0.0	0.0	0.0	1.1	0.0
Insulin/antidiabetes products.....		325412-1112	-8.9	0.0	0.0	0.0	0.0	0.0
Other neoplasms, endocrine system, and metabolic diseases.....		325412-1113	1.3	0.0	0.0	0.0	0.0	0.0
Hormones and oral contraceptives.....		325412-1114	0.1	0.0	0.0	0.0	0.1	0.0
Pharmaceuticals acting on the central nervous system and the sense organs, for human use.....		325412-4	3.6	0.0	0.0	0.0	0.0	0.0
Analgesics.....		325412-4111	1.5	0.0	0.0	0.0	0.0	0.0
Psychotherapeutics.....		325412-4112	1.0	0.0	0.0	0.0	0.0	0.0
Antidepressants.....		325412-41121	1.0	0.0	0.0	0.0	0.0	0.0
Other psychotherapeutics, including tranquilizers.....		325412-41123	1.2	0.0	0.0	0.0	0.1	0.0
Other central nervous system and sense organs.....		325412-4113	5.0	0.0	0.0	0.0	0.0	0.0
Anticonvulsants.....		325412-4114	4.1	0.0	0.0	0.0	0.0	0.0
Analgesics, over-the-counter.....		325412-4111OC	0.3	0.0	0.0	0.0	0.3	0.0
Analgesics, prescription.....		325412-4111RX	1.7	0.0	0.0	0.0	0.0	0.0
Pharmaceuticals acting on the cardiovascular system, for human use.....		325412-7	0.7	0.1	0.0	0.0	0.0	0.0
Other cardiovascular preparations.....		325412-7113	0.0	0.0	0.0	0.0	0.0	0.0
Secondary products and miscellaneous receipts.....		325412-SM						
Miscellaneous receipts.....		325412-M	-	0.0	0.0	0.0	0.0	-
Secondary products.....		325412-S	2.7	0.0	0.0	0.0	0.6	0.0
In-vitro diagnostic substance manufacturing.....	325413		0.1	0.1	0.0	0.0	0.0	0.0
Primary products.....		325413-P	0.0	0.1	0.0	0.0	0.0	0.0
In-vitro diagnostic substances.....		325413-0	0.0	0.1	0.0	0.0	0.0	0.0
Secondary products and miscellaneous receipts.....		325413-SM						
Secondary products.....		325413-S	4.2	0.0	0.1	-0.1	0.0	-0.2
Other biological product manufacturing.....	325414		1.4	0.5	-0.4	-0.8	-0.1	0.9
Primary products.....		325414-P	1.4	0.3	-0.4	-0.8	-0.1	0.9
Biological products, excluding diagnostic, for veterinary, industrial, and all other misc. uses.....		325414-A	1.6	0.7	-1.1	-2.2	-0.5	0.0
Biological products, excluding diagnostic, for human use.....		325414-T	1.3	0.1	0.0	0.0	0.1	1.4
Secondary products and miscellaneous receipts.....		325414-SM1						
Paint, coating & adhesive mfg.....	3255		0.4	0.0	0.1	0.0	0.1	0.6
Paint and coating mfg.....	32551		-0.4	-0.2	0.1	0.1	0.1	0.2
Paint and coating manufacturing.....	325510		-0.4	-0.2	0.1	0.1	0.1	0.2
Primary products.....		325510-P	-0.5	-0.2	0.1	0.0	0.1	0.2
Miscellaneous allied paint products including paint and varnish removers, thinners, etc.....		325510-B	-3.6	-0.4	0.6	-0.2	-0.3	0.0
Architectural coatings.....		325510-1	0.0	0.0	0.0	0.0	0.0	0.0
Exterior architectural coatings.....		325510-11	1.1	0.0	0.0	0.0	0.0	0.0
Interior architectural coatings.....		325510-12	-0.6	0.0	0.0	0.0	0.0	0.0
Product finishes for original equipment manufacturers (OEM), excluding marine coatings.....		325510-4	-1.2	-0.3	0.4	0.4	0.0	0.5
Transportation finishes, except powdered and high-solids coatings.....		325510-41	4.1	1.6	0.0	2.9	0.7	1.0
All other product finishes for original equipment manufacturers (OEM), excluding marine coating.....		325510-42	-2.6	-0.8	0.5	-0.2	-0.2	0.3
Special purpose coatings incl. marine, industrial, construction and maintenance coatings, etc.....		325510-7	-0.2	-0.7	0.0	-0.1	0.6	0.5
Automotive, other transportation and machinery refinish paints and enamels, including primers.....		325510-71	-3.6	-3.2	-0.1	-1.4	-1.5	0.5
Special purpose coatings, including all marine coatings and traffic marking paints.....		325510-72	0.0	-0.5	0.0	0.0	0.7	0.5
Secondary products and miscellaneous receipts.....		325510-SM						
Secondary products.....		325510-S	-1.8	0.0	0.0	0.0	0.0	1.6
Adhesive mfg.....	32552		2.0	0.3	0.1	-0.2	0.1	1.5

See footnotes at end of table.

Table 12. Producer price index percentage changes for the net output of selected industries and their products, not seasonally adjusted — Continued
 [August 2024]

Title ¹	Industry code	Product code	Unadjusted 12-month percent change ²	Unadjusted 1-month percent change ²				
			Aug. 2023 to Aug. 2024 ^P	Mar. to Apr.	Apr. to May ^P	May to June ^P	June to July ^P	July to Aug. ^P
Adhesive manufacturing.....	325520		2.0	0.3	0.1	-0.2	0.1	1.5
Primary products.....		325520-P	2.0	0.3	0.1	-0.2	0.1	1.5
Nonstructural caulking compounds and sealants.....		325520-A	2.7	0.0	0.0	0.0	0.0	1.7
Structural sealants (load bearing).....		325520-B	0.8	0.0	0.0	0.0	0.0	0.0
Synthetic resin & rubber adhesives, incl all types of bonding & laminating adhesives.....		325520-4	2.0	0.6	0.1	-0.4	0.2	1.7
Epoxy adhesives.....		325520-41	2.0	0.0	-0.4	0.0	0.0	1.7
Other synthetic resin and rubber adhesives.....		325520-46	1.7	1.3	0.4	-0.9	0.6	-0.1
Secondary products and miscellaneous receipts.....		325520-SM						
Secondary products.....		325520-S	2.0	0.0	0.0	0.3	0.1	0.1
Soap, cleaners, and toilet preparation mfg.....	3256		1.4	0.2	0.1	0.0	0.0	0.2
Soap & cleaning compound mfg.....	32561		1.8	0.4	0.1	0.0	0.0	0.5
Soap and other detergent manufacturing.....	325611		2.7	0.5	0.1	0.0	0.0	0.7
Primary products.....		325611-P	2.6	0.2	0.1	0.0	0.0	0.8
Soaps and detergents, commercial, industrial, and institutional.....		325611-1	4.9	0.8	0.1	0.0	0.0	0.1
Commercial, industrial, and institutional hard surface cleaners.....		325611-11	4.5	3.5	0.0	0.2	0.0	0.0
Commercial, industrial, and institutional laundry detergents.....		325611-12	4.6	0.3	0.0	0.1	0.0	0.3
Commercial, industrial, and institutional dishwashing detergents.....		325611-13	7.4	0.0	0.0	0.0	0.0	0.0
Commercial, industrial, and institutional metal cleaners.....		325611-14	3.8	0.0	0.0	0.0	0.0	0.0
Commercial, industrial, and institutional soaps, excluding specialty cleaners.....		325611-17	1.5	0.4	0.3	-0.1	0.0	0.3
Household detergents.....		325611-4	0.2	-0.2	0.2	0.0	0.0	0.0
Household alkaline detergents and cleaners.....		325611-45	-0.5	-1.1	0.0	0.1	0.1	0.0
Household dry and liquid laundry detergents.....		325611-46	0.2	0.0	0.2	0.0	0.0	0.0
Soaps, excluding specialty cleaners, household.....		325611-7	2.6	0.3	0.0	0.0	0.0	0.5
Secondary products and miscellaneous receipts.....		325611-SM						
Miscellaneous receipts.....		325611-M	3.7	3.7	0.0	0.0	0.0	0.0
Secondary products.....		325611-S	4.0	3.7	0.0	0.0	0.0	0.2
Polish and other sanitation good mfg.....	325612		0.8	0.1	0.0	0.0	0.0	0.1
Primary products.....		325612-P	0.9	0.1	0.0	0.0	0.0	0.1
Polishing preparations and related products.....		325612-7	-0.5	0.0	0.0	0.0	0.2	0.0
Specialty cleaning and sanitation products.....		325612-8	2.0	0.2	0.0	0.0	0.0	0.1
Disinfectants, nonagricultural, industrial and institutional.....		325612-81	2.7	1.0	0.0	0.0	0.0	0.7
Air and room fresheners.....		325612-83	-0.1	0.0	0.0	0.0	0.0	0.0
Laundry fabric softeners and rinses, liquid and dry.....		325612-88	1.6	0.0	0.7	0.0	0.8	0.0
Other specialty cleaning and sanitation products.....		325612-89	2.5	0.0	0.0	0.0	0.0	0.0
Secondary products and miscellaneous receipts.....		325612-SM						
Miscellaneous receipts.....		325612-M	1.3	0.0	0.0	0.0	0.0	0.0
Surface active agent manufacturing.....	325613		0.0	0.0	0.0	0.0	0.0	0.0
Primary products.....		325613-P	0.3	0.0	0.0	0.0	0.0	0.0
Surfactants, finishing agents, and assistants.....		325613-0	0.3	0.0	0.0	0.0	0.0	0.0
Surfactants (bulk surface active agents).....		325613-02	0.4	0.0	0.0	0.0	0.0	0.0
Secondary products and miscellaneous receipts.....		325613-SM						
Toilet preparation mfg.....	32562		1.0	0.0	0.1	0.0	0.0	0.0
Toilet preparation manufacturing.....	325620		1.0	0.0	0.1	0.0	0.0	0.0
Primary products.....		325620-P	1.0	0.0	0.1	0.0	0.0	0.0
Denture cleaners, mouthwashes, gargles, and rinses.....		325620-A	-	0.0	0.0	0.0	0.0	-
Creams, lotions, and oils, excluding shaving, hair, and deodorant.....		325620-D	0.2	0.0	0.0	0.0	0.0	0.0
Other cosmetics and toilet preparations.....		325620-G	0.9	0.0	0.0	0.0	0.0	0.0
Shaving preparations.....		325620-1	-1.1	0.0	0.0	0.0	-0.4	0.0
Perfumes, toilet waters, and colognes.....		325620-4	2.5	0.0	1.3	0.0	0.0	0.0
Hair preparations (including shampoos).....		325620-7	1.1	0.1	0.0	0.0	0.0	0.0
Hair preparations incl professional, consumer, and cream/gel shampoos.....		325620-71	0.1	0.1	0.0	0.0	0.0	0.0
Hair tonics and hair dressings incl professional and consumer use.....		325620-72	4.9	0.0	0.0	0.0	0.0	0.0
Secondary products and miscellaneous receipts.....		325620-SM						
Other chemical product & preparation mfg.....	3259		0.3	0.5	0.3	-1.2	0.5	-0.1
Printing ink mfg.....	32591		-0.9	-0.9	-0.1	0.0	0.0	-0.5
Printing ink manufacturing.....	325910		-0.9	-0.9	-0.1	0.0	0.0	-0.5
Primary products.....		325910-P	-0.9	-0.9	-0.1	0.0	0.0	-0.5
Flexographic printing inks.....		325910-A	-1.6	0.0	0.0	0.0	0.0	0.0
Nonimpact/digital inks.....		325910-E	-2.0	-3.5	-0.5	0.2	0.3	-2.1
All other printing inks.....		325910-H	0.5	-0.1	0.3	0.0	-0.6	0.0
Lithographic and offset inks.....		325910-6	0.0	0.0	0.0	0.0	0.0	0.0

See footnotes at end of table.

Table 12. Producer price index percentage changes for the net output of selected industries and their products, not seasonally adjusted — Continued
 [August 2024]

Title ¹	Industry code	Product code	Unadjusted 12-month percent change ²	Unadjusted 1-month percent change ²				
				Aug. 2023 to Aug. 2024 ^P	Mar. to Apr.	Apr. to May ^P	May to June ^P	June to July ^P
Printing ink manufacturing - Continued								
News and nonheat web offset printing inks.....		325910-61	1.8	0.0	0.0	0.0	0.0	0.0
Publication and commercial web inks.....		325910-62	0.0	0.0	0.0	0.0	0.0	0.0
Sheet-fed general inks.....		325910-63	-0.3	0.0	0.0	0.0	0.0	0.1
Sheet-fed packaging inks.....		325910-64	-0.4	0.0	0.0	0.0	0.0	0.0
Gravure printing inks.....		325910-7	0.1	0.0	0.0	0.0	0.0	0.0
Secondary products and miscellaneous receipts.....		325910-SM						
Miscellaneous receipts.....		325910-M	0.1	0.0	0.0	0.0	0.0	0.1
Explosives mfg.....	32592		5.1	-0.4	0.0	0.0	0.6	0.0
Explosives manufacturing.....	325920		5.1	-0.4	0.0	0.0	0.6	0.0
Primary products.....		325920-P	5.9	-0.1	0.0	0.0	0.5	0.1
Explosives and blasting accessories.....		325920-0	5.9	-0.1	0.0	0.0	0.5	0.1
Secondary products and miscellaneous receipts.....		325920-SM						
All other chemical product & preparation mfg.....	32599		0.1	0.7	0.4	-1.4	0.5	-0.1
Custom compounding of purchased resins.....	325991		0.9	1.5	0.0	-0.4	-0.6	0.3
Primary products.....		325991-P	0.7	1.5	0.0	-0.5	-0.7	0.3
Custom compounding of purchased resins and color concentrates.....		325991-0	0.7	1.5	0.0	-0.5	-0.7	0.3
Secondary products and miscellaneous receipts.....		325991-SM						
Photographic Film, Paper, Plate, Chemical, and Copy Toner Manufacturing.....	325992		1.5	3.5	2.2	-7.7	4.3	-0.8
Primary products.....		325992-P	1.2	3.9	2.3	-8.3	4.2	-1.0
Photographic sensitized film, plates, paper, & cloth.....		325992-T	2.7	5.2	3.1	-11.3	5.9	-1.3
Photographic sensitized film, plates, paper, & cloth, silver-halide-type (excl X-ray).....		325992-T1	2.2	—	3.8	-13.3	7.1	-1.6
Photographic sensitized film, plates, paper & cloth, other than silver-halide-type (incl X-ray).....		325992-T3	5.8	1.5	-0.6	0.3	0.0	0.0
Prepared photographic chemicals.....		325992-5	-2.5	0.5	0.0	0.0	0.0	0.0
Secondary products and miscellaneous receipts.....		325992-SM						
Other miscellaneous chemical product manufacturing.....	325998		-0.7	-0.4	0.1	-0.1	0.1	-0.1
Primary products.....		325998-P	-0.8	-0.5	0.1	-0.1	0.1	-0.1
Water treating compounds.....		325998-A	-0.9	0.2	1.0	0.0	-0.7	0.0
All other chemical preparations, including essential oils, matches, and gelatin.....		325998-J	-2.4	-1.1	-0.5	0.0	0.1	-0.2
Secondary products and miscellaneous receipts.....		325998-SM						
Miscellaneous receipts.....		325998-M	0.2	0.2	0.0	0.0	0.0	0.0
Secondary products.....		325998-S	0.0	-0.4	0.4	-0.1	-0.2	0.0
Plastics and rubber products mfg.....	326		0.9	0.4	-0.1	0.0	-0.1	0.4
Plastics product mfg.....	3261		1.1	0.4	-0.1	0.1	-0.1	0.4
Unsupported plastics film, sheet, and bag mfg.....	32611		2.1	0.4	0.3	0.0	-0.2	1.2
Plastics bag and pouch manufacturing.....	326111		1.3	0.3	0.0	0.1	-0.1	0.6
Primary products.....		326111-P	1.0	0.3	-0.1	0.1	-0.1	0.6
Single-web film specialty bags, pouches, and liners.....		326111-1	1.1	0.3	0.0	0.1	0.0	0.6
Polyethylene grocery and variety bags and pouches.....		326111-11	3.4	0.0	0.2	0.0	0.0	2.7
Polyethylene refuse bags.....		326111-12	-0.9	0.9	0.9	0.0	0.0	0.1
Other polyethylene bags, pouches, and liners.....		326111-15	1.7	0.3	-0.6	0.4	-0.1	0.3
Coextruded single-web film specialty bags, pouches, & liners.....		326111-16	1.3	0.0	0.0	0.0	0.0	0.0
Multiweb film/film combination specialty bags, pouches, and liners.....		326111-3	-4.4	0.4	-3.5	-1.5	-1.5	0.3
Secondary products and miscellaneous receipts.....		326111-SM						
Secondary products.....		326111-S	8.9	0.1	0.8	0.0	-0.2	1.3
Plastics packaging film and sheet mfg.....	326112		4.2	0.5	0.2	0.1	-0.5	1.6
Primary products.....		326112-P	4.3	0.5	0.2	0.1	-0.5	1.5
Single-web film, rolls, and sheets, including coextruded, for flexible packaging uses.....		326112-1	5.5	0.6	0.1	0.1	-0.8	1.7
Single-web film, rolls, and sheets for flexible packaging uses.....		326112-11	4.9	0.6	0.2	0.0	-0.8	1.7
Coextruded single-web film, for flexible packaging uses.....		326112-12	8.1	0.8	-0.3	0.3	-0.5	2.1
Film/film multiweb laminated rolls and sheets, excluding foil, for flexible packaging uses.....		326112-3	-1.1	-0.1	0.7	0.3	0.7	0.4
Secondary products and miscellaneous receipts.....		326112-SM						
Secondary products.....		326112-S	3.1	0.0	1.4	0.0	-1.0	2.6
Nonpackaging plastics film and sheet mfg.....	326113		0.9	0.5	0.5	-0.2	0.0	1.2
Primary products.....		326113-P	1.2	0.7	0.4	0.0	0.0	1.2
Unlaminated plastics film and sheet, excluding packaging.....		326113-0	1.2	0.7	0.4	0.0	0.0	1.2
Unlaminated polyethylene film and sheet.....		326113-01	1.0	-0.1	1.0	-0.2	0.1	1.8
Unlaminated vinyl and vinyl copolymer film and sheet.....		326113-03	—	0.0	0.0	0.0	0.0	—

See footnotes at end of table.

Table 12. Producer price index percentage changes for the net output of selected industries and their products, not seasonally adjusted — Continued
 [August 2024]

Title ¹	Industry code	Product code	Unadjusted 12-month percent change ²	Unadjusted 1-month percent change ²				
				Aug. 2023 to Aug. 2024 ^P	Mar. to Apr.	Apr. to May ^P	May to June ^P	June to July ^P
Nonpackaging plastics film and sheet mfg. - Continued								
Miscellaneous unlaminated plastics film and sheet.....		326113-04	0.5	1.6	0.5	0.2	0.5	-0.5
Secondary products and miscellaneous receipts.....		326113-SM						
Secondary products.....		326113-S	-5.9	-2.1	0.8	-3.9	0.4	0.0
Plastics pipe/fitting/unsupported shapes mfg.....	32612		-1.8	1.2	-0.6	-0.4	0.2	-0.3
Unlaminated plastics profile shape mfg.....	326121		1.0	0.9	0.3	0.1	0.5	-0.6
Primary products.....		326121-P	1.3	1.2	0.3	0.0	0.6	-0.7
Unlaminated plastics profile shapes.....		326121-0	1.3	1.2	0.3	0.0	0.6	-0.7
Secondary products and miscellaneous receipts.....		326121-SM						
Plastics pipe and pipe fitting manufacturing.....	326122		-3.1	1.3	-1.0	-0.6	0.1	-0.1
Primary products.....		326122-P	-3.2	1.3	-1.0	-0.6	0.1	-0.1
Plastics pipe.....		326122-1	-4.1	1.3	-1.1	-0.7	0.3	-0.3
Plastics drain, waste, and vent pipe.....		326122-11	-8.1	1.0	-2.1	-1.4	0.2	1.0
Plastics water pipe.....		326122-13	-4.3	2.0	-1.4	-1.2	0.8	-1.2
Plastics sewer, stormdrain, and water main pipe.....		326122-18	-4.5	1.1	-0.3	0.5	-1.5	-0.3
Other plastics pipe.....		326122-1B	1.2	1.2	0.0	0.0	0.0	0.0
Plastics pipe fittings and unions.....		326122-3	1.2	1.2	-0.6	-0.1	-0.9	0.6
Secondary products and miscellaneous receipts.....		326122-SM						
Miscellaneous receipts.....		326122-M	-2.7	-0.8	1.8	-0.1	-4.1	-2.0
Secondary products.....		326122-S1	2.4	2.5	0.1	-0.2	0.5	-0.3
Laminated plastics plate, sheet, and shape mfg.....	32613		2.3	0.4	0.0	0.0	0.0	0.3
Laminated plastics plate, sheet (except packaging), and shape manufacturing.....	326130		2.3	0.4	0.0	0.0	0.0	0.3
Primary products.....		326130-P	2.0	0.3	0.0	0.0	0.0	0.0
Laminated plastics plates, sheet (except packaging), and shapes.....		326130-0	2.0	0.3	0.0	0.0	0.0	0.0
Secondary products and miscellaneous receipts.....		326130-SM						
Secondary products.....		326130-S	-	0.0	0.0	0.0	-	-
Polystyrene foam product mfg.....	32614		0.8	0.0	-1.0	0.4	-0.2	0.2
Polystyrene foam product manufacturing.....	326140		0.8	0.0	-1.0	0.4	-0.2	0.2
Primary products.....		326140-P	-1.5	0.0	-1.3	0.6	-0.2	0.1
Packaging, polystyrene foam products.....		326140-2	-1.0	-0.4	-0.2	1.0	-0.7	0.3
Polystyrene foam food containers.....		326140-21	-0.4	-0.6	-0.7	1.5	-1.0	0.5
Polystyrene foam protective shipping pads, shaped cushioning, etc.....		326140-22	-2.1	0.0	0.6	0.1	0.0	0.0
Building and construction polystyrene foam products.....		326140-3	0.4	0.0	-0.9	0.8	0.0	-0.1
Consumer and institutional polystyrene foam products.....		326140-5	-3.5	0.4	-3.1	0.2	0.1	0.1
All other polystyrene foam products incl. transportation application uses.....		326140-9	0.8	0.0	0.0	0.0	0.0	0.0
Secondary products and miscellaneous receipts.....		326140-SM						
Foam product (ex polystyrene) mfg.....	32615		-0.4	0.0	0.0	0.0	0.0	0.0
Urethane and other foam product mfg.....	326150		-0.4	0.0	0.0	0.0	0.0	0.0
Primary products.....		326150-P	-0.5	0.0	0.0	0.0	0.0	0.0
Packaging polyurethane foam products.....		326150-2	0.0	0.0	0.0	0.0	0.0	0.0
Furniture and furnishings polyurethane foam products.....		326150-4	-1.6	0.0	0.0	0.0	0.0	0.0
Polyurethane foam formed and slab stock for pillows, seating, and cushioning.....		326150-41	-2.1	0.0	0.0	0.0	0.0	0.0
Consumer and institutional polyurethane foam products.....		326150-5	-	0.0	0.0	0.0	0.0	0.0
All other miscellaneous polyurethane foam products.....		326150-6	1.7	0.1	0.9	0.0	0.0	0.0
Products made of foam other than polystyrene or polyurethane.....		326150-9	0.5	0.0	0.0	0.0	0.0	0.0
Secondary products and miscellaneous receipts.....		326150-SM						
Secondary products.....		326150-S	1.6	0.0	0.0	0.6	0.1	0.3
Plastics bottle mfg.....	32616		0.0	0.1	0.0	0.1	-0.4	0.0
Plastics bottle manufacturing.....	326160		0.0	0.1	0.0	0.1	-0.4	0.0
Primary products.....		326160-P	-0.1	0.0	0.0	0.1	-0.5	0.0
Plastics bottles.....		326160-0	-0.1	0.0	0.0	0.1	-0.5	0.0
Secondary products and miscellaneous receipts.....		326160-SM						
Other plastics product mfg.....	32619		1.7	0.5	0.0	0.1	0.0	0.4
Plastics plumbing fixture manufacturing.....	326191		0.8	0.0	1.0	0.0	0.0	0.0
Primary products.....		326191-P	0.8	0.0	1.0	0.0	0.0	0.0
Plastics plumbing fixtures.....		326191-0	0.8	0.0	1.0	0.0	0.0	0.0
Secondary products and miscellaneous receipts.....		326191-SM						
Miscellaneous receipts.....		326191-M	0.8	0.0	0.0	0.0	0.0	0.0
All other plastics product manufacturing.....	326199		1.8	0.5	0.0	0.1	0.0	0.5
Primary products.....		326199-P	1.6	0.4	0.0	0.1	0.0	0.4

See footnotes at end of table.

Table 12. Producer price index percentage changes for the net output of selected industries and their products, not seasonally adjusted — Continued
[August 2024]

Title ¹	Industry code	Product code	Unadjusted 12-month percent change ²	Unadjusted 1-month percent change ²				
				Aug. 2023 to Aug. 2024 ^P	Mar. to Apr.	Apr. to May ^P	May to June ^P	June to July ^P
All other plastics product manufacturing - Continued								
All other reinforced and fiberglass plastics products.....		326199-A	6.4	1.6	0.9	0.8	1.2	0.5
Consumer/institutional/commercial fabricated plastics products (excl. foam and wire coated).....		326199-C	1.0	0.1	-0.1	0.4	0.3	0.3
Transportation fabricated plastics products (excluding foam and reinforced plastics).....		326199-1	0.7	0.0	0.1	0.0	-0.7	1.3
Electrical and electronic fabricated plastics (excluding foam and reinforced plastics).....		326199-2	4.2	0.0	-0.8	0.0	0.6	1.5
Industrial machinery plastics products, excluding foam (incl. gears, bearings, etc.).....		326199-3	1.5	0.0	0.0	0.0	0.0	1.2
Plastics packaging (excluding film, sheet, foam, and bottles).....		326199-4	-0.5	1.2	-0.4	-0.2	-0.4	-0.9
Building & construction fabricated plastics products (excl foam, plumbing fixtures, hardware).....		326199-8	3.3	0.1	0.1	0.0	0.1	0.6
Secondary products and miscellaneous receipts.....		326199-SM						
Miscellaneous receipts.....		326199-M	1.0	0.0	0.0	0.0	0.0	0.9
Secondary products.....		326199-S	5.9	2.1	0.3	0.4	0.4	0.9
Rubber product mfg.....	3262		0.1	0.1	-0.2	-0.1	-0.1	0.1
Tire mfg.....	32621		-0.9	0.0	-0.5	-0.3	0.2	0.0
Tire manufacturing, except retreading.....	326211		-0.9	0.0	-0.5	-0.3	0.2	0.0
Primary products.....		326211-P	-0.9	0.0	-0.5	-0.3	0.2	0.0
Tread rubber, tire sundries, and repair materials.....		326211-H	-2.2	0.0	-0.3	0.0	0.0	0.0
Pneumatic tires (including passenger, truck, bus, tractor, industrial, and other tires).....		326211-0	-0.9	0.0	-0.6	-0.3	0.2	0.0
Passenger car pneumatic tires (casings).....		326211-01	-0.5	0.1	-0.3	-0.4	0.2	0.0
Truck and bus (including off-the-highway) pneumatic tires.....		326211-03	-2.1	-0.2	-1.5	-0.4	0.2	0.0
Secondary products and miscellaneous receipts.....		326211-SM						
Rubber and plastics hose and belting.....	32622		0.8	0.1	0.0	0.0	0.0	0.1
Rubber and plastics hose and belting mfg.....	326220		0.8	0.1	0.0	0.0	0.0	0.1
Primary products.....		326220-P	0.7	0.1	0.0	0.0	0.0	0.1
Rubber and plastics belt and belting mfg.....		326220-D	0.8	0.0	0.0	0.0	0.0	0.0
Rubber and plastics transmission belts and belting (excluding flat).....		326220-D2	0.6	0.0	0.0	0.0	0.0	0.0
Rubber and plastic hose mfg.....		326220-H	0.7	0.2	0.0	0.0	0.0	0.1
Rubber and plastics hose for on- and off-highway motor vehicles.....		326220-H3	1.6	0.0	0.0	0.0	0.0	0.3
Industrial rubber and plastics hose without fittings.....		326220-H4	0.0	0.0	0.0	0.0	0.0	0.0
Rubber and plastics water hose (incl. fire, irrigation, etc.).....		326220-H5	1.2	1.4	0.0	0.0	0.0	0.0
Secondary products and miscellaneous receipts.....		326220-SM						
Other rubber product mfg.....	32629		1.2	0.2	0.2	0.2	-0.4	0.3
Rubber product mfg. for mechanical use.....	326291		1.1	-0.1	0.2	0.0	0.0	0.0
Primary products.....		326291-P	1.1	0.0	0.2	0.0	0.0	0.0
Other extruded rubber mechanical goods (excl. auto)(excl. tubing).....		326291-C	5.9	0.0	5.9	0.0	0.0	0.0
Molded rubber mechanical goods, automotive.....		326291-1	0.1	0.0	0.0	0.0	0.0	0.0
Molded rubber mechanical goods, transportation (excluding automotive)/off-highway machinery.....		326291-2	-0.7	0.0	0.0	-0.2	0.0	0.0
Other molded rubber mechanical goods (excluding tubing).....		326291-9	4.0	0.0	0.0	0.2	0.0	0.0
Secondary products and miscellaneous receipts.....		326291-SM						
Secondary products.....		326291-S	1.6	-1.3	0.0	0.0	0.2	0.1
All other rubber product manufacturing.....	326299		1.3	0.3	0.3	0.4	-0.7	0.6
Primary products.....		326299-P	1.3	0.4	0.3	0.4	-0.8	0.6
All other miscellaneous rubber goods.....		326299-B	1.6	0.0	0.0	0.0	0.0	0.0
Rubber compounds or mixtures for sale or interplant transfer.....		326299-6	1.7	0.6	0.0	1.3	0.3	0.0
All other industrial rubber products.....		326299-7	1.5	0.7	1.0	0.1	-3.0	2.0
Secondary products and miscellaneous receipts.....		326299-SM						
Secondary products.....		326299-S	-	0.1	0.0	-	-	-
Nonmetallic mineral product manufacturing.....	327		3.9	-0.3	0.3	-0.1	0.3	0.0
Clay product and refractory manufacturing.....	3271		1.8	0.0	0.1	0.2	-0.1	0.1
Pottery, ceramics, and plumbing fixture mfg.....	32711		0.7	0.2	0.0	0.1	0.0	0.0
Pottery, ceramics, and plumbing fixture mfg.....	327110		0.7	0.2	0.0	0.1	0.0	0.0
Primary products.....		327110-P	0.4	0.2	0.0	0.1	-0.1	0.0
Vitreous china, porcelain, and earthenware (semivitreous) table and kitchenware.....		327110-5	0.5	0.0	0.0	0.0	0.5	0.0
All other pottery products (including china decorated for the trade).....		327110-6	0.0	0.0	0.0	0.0	0.0	0.0
Porcelain, steatite, and other ceramic electrical products.....		327110-7	0.6	0.4	0.0	0.2	-0.2	0.0
Secondary products and miscellaneous receipts.....		327110-SM						
Clay building material and refractories mfg.....	32712		2.2	-0.1	0.1	0.3	-0.1	0.1

See footnotes at end of table.

Table 12. Producer price index percentage changes for the net output of selected industries and their products, not seasonally adjusted — Continued
 [August 2024]

Title ¹	Industry code	Product code	Unadjusted 12-month percent change ²	Unadjusted 1-month percent change ²				
				Aug. 2023 to Aug. 2024 ^P	Mar. to Apr.	Apr. to May ^P	May to June ^P	June to July ^P
Clay building material and refractories mfg.....	327120		2.2	-0.1	0.1	0.3	-0.1	0.1
Primary products.....		327120-P	2.1	-0.1	0.1	0.3	-0.1	0.1
Brick and structural clay tile.....		327120-1	4.8	0.4	0.3	0.3	0.1	0.0
Building or common brick.....		327120-11	4.7	0.4	0.3	0.3	0.1	0.0
Glazed brick and other brick (paving, floor, and sewer).....		327120-12	7.0	0.0	0.0	0.0	0.0	0.6
Clay floor and wall tile, glazed and unglazed (including quarry tile and ceramic mosaic tile).....		327120-2	-0.1	-1.9	0.4	-0.4	-0.3	0.6
Nonclay refractories (excluding dead-burned magnesia).....		327120-6	1.3	0.2	-0.2	0.4	-0.4	-0.4
Clay refractories.....		327120-7	2.0	0.5	0.0	0.7	0.0	0.0
All other structural clay products, excluding clay refractories.....		327120-9	5.6	0.0	0.0	0.0	0.0	0.0
Secondary products and miscellaneous receipts.....		327120-SM						
Miscellaneous receipts.....		327120-M	7.7	1.6	0.0	0.0	1.5	0.0
Glass and glass product manufacturing.....	3272		3.1	-0.5	0.4	-0.3	1.1	0.1
Glass and glass product manufacturing.....	32721		3.1	-0.5	0.4	-0.3	1.1	0.1
Flat glass manufacturing.....	327211		3.1	-0.3	0.5	-0.6	1.5	0.8
Primary products.....		327211-P	3.1	-0.3	0.5	-0.6	1.5	0.8
Flat glass (float, sheet, and plate process), made by flat glass producers.....		327211-1	2.9	-0.5	0.8	-0.9	1.1	1.3
Other glass products, made by flat glass producers.....		327211-4	3.5	0.0	0.0	0.0	2.1	0.0
Secondary products and miscellaneous receipts.....		327211-SM						
Other pressed and blown glass and glassware.....	327212		0.0	0.0	0.3	-0.3	0.3	-0.4
Primary products.....		327212-P	0.0	0.0	0.3	-0.3	0.3	-0.4
Glass fiber and machine-made pressed and blown glass and glassware, made by glass producers.....		327212-B	0.0	0.1	0.3	-0.3	0.3	-0.4
Handmade pressed and blown glass and glassware, made by glass producers.....		327212-9	0.2	0.0	0.0	0.0	-0.1	0.0
Secondary and miscellaneous receipts.....		327212-SM						
Glass container manufacturing.....	327213		4.4	-0.7	0.2	0.1	3.9	-0.2
Primary products.....		327213-P	4.4	-0.7	0.2	0.1	3.9	-0.2
Glass containers (including value of packaging).....		327213-0	4.4	-0.7	0.2	0.1	3.9	-0.2
Secondary products and miscellaneous receipts.....		327213-SM1						
Glass product mfg. made of purchased glass.....	327215		3.4	-0.6	0.5	-0.5	0.1	0.2
Primary products.....		327215-P	3.4	-0.6	0.5	-0.5	0.1	0.2
Pressed and blown glassware, made from purchased glass.....		327215-E	2.8	-0.5	0.1	-0.6	-0.1	0.6
Other glass products, made from purchased glass.....		327215-F	2.1	0.0	0.1	-0.6	0.0	0.0
Mirrors (decorated and undecorated), made from purchased glass.....		327215-9	8.2	-2.6	2.1	-0.1	0.5	0.5
Secondary products and miscellaneous receipts.....		327215-SM						
Secondary products.....		327215-S	3.3	0.0	0.0	0.0	0.0	0.0
Cement and concrete product manufacturing.....	3273		4.3	-0.3	0.0	-0.2	0.2	0.0
Cement manufacturing.....	32731		5.6	0.4	0.3	-0.2	0.1	0.0
Cement manufacturing.....	327310		5.6	0.4	0.3	-0.2	0.1	0.0
Primary products.....		327310-P	5.6	0.4	0.3	-0.2	0.1	0.0
Cement, hydraulic (including cost of shipping containers).....		327310-0	5.6	0.4	0.3	-0.2	0.1	0.0
Secondary products and miscellaneous receipts.....		327310-SM						
Ready-mix concrete manufacturing.....	32732		4.2	-0.6	0.2	-0.5	0.4	-0.2
Ready-mix concrete manufacturing.....	327320		4.2	-0.6	0.2	-0.5	0.4	-0.2
Primary products.....		327320-P	4.2	-0.7	0.2	-0.6	0.4	-0.2
Northeast region ready-mix concrete.....		327320-A	0.8	0.0	0.0	-3.9	1.8	0.0
Midwest region ready-mix concrete.....		327320-B	3.9	0.8	0.1	-1.4	-0.7	-0.7
South region ready-mix concrete.....		327320-C	6.4	-2.1	-0.3	0.8	0.8	0.0
West region ready-mix concrete.....		327320-D	2.3	0.1	1.2	-0.6	0.4	0.0
Secondary products and miscellaneous receipts.....		327320-SM						
Miscellaneous receipts.....		327320-M	1.7	0.0	0.0	0.2	0.0	0.0
Secondary products.....		327320-S	3.6	0.0	0.1	0.2	0.0	0.0
Concrete pipe, brick, and block manufacturing.....	32733		6.4	0.2	0.1	0.6	0.0	0.1
Concrete block and brick manufacturing.....	327331		6.5	0.4	0.0	0.8	0.0	0.1
Primary products.....		327331-P	6.6	0.5	0.0	0.8	0.0	0.1
Concrete block and brick.....		327331-0	6.6	0.5	0.0	0.8	0.0	0.1
Structural concrete block, lightweight units (weighing less than 105 lb/cubic ft.) (dry weight).....		327331-01	6.2	0.4	0.0	0.4	0.0	1.2
Structural concrete block, mediumweight units (weighing 105 - 124 lb/cubic ft.) (dry weight).....		327331-02	7.6	0.1	0.1	0.4	0.0	0.0
Structural concrete block, normalweight units (weighing 125 lb or more/cubic ft.) (dry weight).....		327331-03	12.2	0.1	0.0	4.2	0.0	0.0

See footnotes at end of table.

Table 12. Producer price index percentage changes for the net output of selected industries and their products, not seasonally adjusted — Continued
 [August 2024]

Title ¹	Industry code	Product code	Unadjusted 12-month percent change ²	Unadjusted 1-month percent change ²				
			Aug. 2023 to Aug. 2024 ^P	Mar. to Apr.	Apr. to May ^P	May to June ^P	June to July ^P	July to Aug. ^P
Concrete block and brick manufacturing - Continued								
Decorative concrete block (including screen, split, slump, shadowal block, etc.).....		327331-04	6.3	0.3	0.0	1.1	0.2	0.0
Concrete pavers (including grid, interlocking, etc.).....		327331-05	5.0	0.3	0.0	0.0	0.0	0.0
Concrete brick.....		327331-06	6.5	1.7	0.0	0.0	0.0	0.0
Secondary products and miscellaneous receipts.....		327331-SM						
Miscellaneous receipts.....		327331-M	3.1	0.0	0.0	0.0	0.0	0.0
Secondary products.....		327331-S	3.1	0.0	0.1	0.1	-0.1	0.1
Concrete pipe manufacturing.....	327332		6.3	-0.6	0.2	0.2	0.0	0.0
Primary products.....		327332-P	6.8	-0.6	0.2	0.2	0.0	0.0
Concrete pipe.....		327332-0	6.8	-0.6	0.2	0.2	0.0	0.0
Concrete storm sewer pipe.....		327332-02	9.3	-0.7	0.2	0.2	0.0	0.0
Concrete pipe, except concrete culvert and storm sewer pipe.....		327332-03	0.2	0.0	0.0	0.0	0.0	0.0
Secondary products and miscellaneous receipts.....		327332-SM1						
Other concrete product manufacturing.....	32739		3.2	0.0	-0.4	0.1	0.0	0.3
Other concrete product manufacturing.....	327390		3.2	0.0	-0.4	0.1	0.0	0.3
Primary products.....		327390-P	2.6	0.0	-0.5	0.1	0.0	0.3
Precast concrete products.....		327390-1	2.7	0.0	-0.3	0.2	0.0	0.3
Precast concrete slabs and tile, roof and floor units.....		327390-11	6.1	0.5	-0.3	0.2	3.4	2.2
Precast concrete architectural wall panels.....		327390-12	0.4	0.0	-3.0	0.0	0.0	0.0
Burial vaults and boxes, precast concrete.....		327390-13	4.2	0.0	0.0	0.0	0.0	0.0
Precast concrete products (excl burial vaults and boxes, slabs and tile, and arch. wall panels).....		327390-14	2.6	-0.1	0.2	0.2	-0.4	0.2
Prestressed concrete products.....		327390-4	2.0	0.3	-1.2	-0.4	0.3	0.2
Prestressed concrete products (excl bridge beams and solid and hollow cored slabs and panels).....		327390-43	7.1	0.0	-1.1	0.0	0.0	0.0
Prestressed concrete bridge beams.....		327390-46	-1.1	0.8	-0.1	-0.8	0.9	0.5
Prestressed concrete solid and hollow cored slabs and panels.....		327390-47	-5.8	0.0	-4.3	-0.8	0.0	0.0
Secondary products and miscellaneous receipts.....		327390-SM						
Secondary products.....		327390-S	20.5	0.0	0.0	1.0	0.0	0.0
Lime and gypsum product manufacturing.....	3274		7.3	-0.4	1.2	0.0	0.2	0.1
Lime manufacturing.....	32741		13.6	0.1	0.0	0.0	0.4	0.2
Lime manufacturing.....	327410		13.6	0.1	0.0	0.0	0.4	0.2
Primary products.....		327410-P	13.6	0.2	-0.1	0.0	0.4	0.2
Lime.....		327410-0	13.6	0.2	-0.1	0.0	0.4	0.2
Secondary products and miscellaneous receipts.....		327410-SM1						
Gypsum product manufacturing.....	32742		4.2	-0.7	1.8	0.0	0.1	0.0
Gypsum product manufacturing.....	327420		4.2	-0.7	1.8	0.0	0.1	0.0
Primary products.....		327420-P	4.2	-0.7	1.8	0.0	0.1	0.0
Gypsum building materials.....		327420-1	4.5	-0.8	1.6	0.0	0.1	0.0
Other gypsum products.....		327420-5	2.7	0.0	2.7	0.0	0.0	0.0
Secondary products and miscellaneous receipts.....		327420-SM						
Other nonmetallic mineral products.....	3279		3.4	0.1	0.5	0.4	-0.1	-0.1
Abrasive product manufacturing.....	32791		2.8	-0.7	0.0	0.0	-0.3	0.0
Abrasive product manufacturing.....	327910		2.9	-0.7	0.0	0.0	-0.3	0.0
Primary products.....		327910-P	2.8	-0.7	0.0	0.0	-0.3	0.0
Nonmetallic sized grains, powders, and flour abrasives (incl. graded only).....		327910-1	4.2	0.0	0.0	0.0	0.0	0.0
Nonmetallic abrasive products (including diamond abrasives).....		327910-4	6.7	0.1	-0.1	0.1	0.0	0.0
Nonmetallic coated abrasive products and buffing wheels, polishing wheels, and laps.....		327910-7	3.1	0.0	0.0	0.0	0.0	0.1
Secondary products and miscellaneous receipts.....		327910-SM						
Miscellaneous receipts.....		327910-M	2.5	0.0	0.0	0.0	0.0	0.0
All other nonmetallic mineral product mfg.....	32799		3.5	0.3	0.6	0.5	-0.1	-0.1
Cut stone and stone product manufacturing.....	327991		2.0	0.0	0.0	0.0	0.0	0.0
Primary products.....		327991-P	2.1	0.0	0.0	0.0	0.0	0.0
Dressed dimension granite (including gneiss, syenite, diorite, and cut granite).....		327991-1	2.7	0.0	0.0	0.0	0.0	0.0
Dressed dimension limestone (including dolomite, travertine, calcareous, tufa, & cut limestone).....		327991-4	-	0.0	0.0	0.0	0.0	-
Dressed dimension marble and other stone.....		327991-7	0.5	0.0	0.0	0.0	0.0	0.0
Secondary products and miscellaneous receipts.....		327991-SM						
Secondary products.....		327991-S	-2.3	0.0	0.0	0.0	0.0	0.0
Ground or treated mineral and earths manufacturing.....	327992		0.0	1.6	0.4	-0.5	-0.6	-0.7

See footnotes at end of table.

Table 12. Producer price index percentage changes for the net output of selected industries and their products, not seasonally adjusted — Continued
 [August 2024]

Title ¹	Industry code	Product code	Unadjusted 12-month percent change ²	Unadjusted 1-month percent change ²				
				Aug. 2023 to Aug. 2024 ^P	Mar. to Apr.	Apr. to May ^P	May to June ^P	June to July ^P
Ground or treated mineral and earths manufacturing - Continued								
Primary products.....		327992-P	0.0	1.7	0.4	-0.5	-0.6	-0.7
Ground or treated minerals and earths.....		327992-0	0.0	1.7	0.4	-0.5	-0.6	-0.7
Treated lightweight aggregate and crushed slag, minerals and earths.....		327992-04	1.9	2.6	0.6	-0.5	0.3	-0.8
Other minerals or earths, treated.....		327992-06	-3.1	0.9	0.0	-0.7	-1.7	-0.9
Secondary products and miscellaneous receipts.....		327992-SM						
Mineral wool manufacturing.....	327993		6.2	0.0	0.6	1.6	0.1	0.0
Primary products.....		327993-P	6.2	0.0	0.6	1.6	0.1	0.0
Mineral wool for thermal and acoustical envelope insulation.....		327993-1	6.1	-0.3	0.7	2.9	-0.2	-0.2
Mineral wool for industrial, equipment, and appliance insulation.....		327993-4	6.3	0.5	0.3	-0.3	0.4	0.3
Secondary products and miscellaneous receipts.....		327993-SM						
Miscellaneous nonmetallic mineral products manufacturing.....	327999		4.1	0.0	1.7	0.0	0.0	0.0
Primary products.....		327999-P	4.1	0.0	1.6	0.0	0.0	0.0
All other nonmetallic mineral products.....		327999-0	4.1	0.0	1.6	0.0	0.0	0.0
Other nonmetallic mineral products.....		327999-09	2.3	0.0	2.4	0.0	0.0	0.0
Secondary products and miscellaneous receipts.....		327999-SM						
Primary metal mfg.....	331		-6.0	-0.6	1.8	-0.5	-1.4	-1.8
Iron & steel mills & ferroalloy mfg.....	3311		-15.3	-2.7	1.1	-1.5	-2.7	-2.4
Iron & steel mills & ferroalloy mfg.....	33111		-15.3	-2.7	1.1	-1.5	-2.7	-2.4
Iron and steel mills and ferroalloy mfg.....	331110		-15.3	-2.7	1.1	-1.5	-2.7	-2.4
Primary products.....		331110-P	-16.7	-3.0	1.2	-1.7	-3.4	-2.7
Steel ingots and semifinished products.....		331110-3	-14.8	-1.2	-1.6	-1.2	-2.6	-0.8
Ferroalloys and related products.....		331110-6	-	-0.1	2.6	-0.5	0.7	-0.2
Hot rolled steel bars, plates, and structural shapes.....		331110-7	-8.7	-1.4	-1.6	-1.3	-0.7	-1.3
Hot rolled steel bars, plates, and structural shapes, carbon.....		331110-71	-8.7	-1.4	-1.8	-1.4	-0.7	-1.3
Secondary products and miscellaneous receipts.....		331110-SM						
Steel product mfg from purchased steel.....	3312		-8.2	-1.7	-0.8	-1.6	-1.5	-1.6
Iron & steel pipe and tube mfg from purchased steel.....	33121		-6.7	-1.9	-0.1	-1.9	-0.2	-1.4
Iron and steel pipe and tube manufacturing from purchased steel.....	331210		-6.7	-1.9	-0.1	-1.9	-0.2	-1.4
Primary products.....		331210-P	-6.8	-1.9	0.0	-1.8	-0.1	-1.3
Iron and steel pipes and tubes, from purchased iron and steel.....		331210-0	-6.8	-1.9	0.0	-1.8	-0.1	-1.3
Pipe and tube, carbon.....		331210-02	-8.1	-3.0	0.1	-1.9	-0.2	-1.2
Pipe and tube, stainless.....		331210-04	-7.3	1.0	-0.7	-3.1	1.4	-2.4
Secondary products and miscellaneous receipts.....		331210-SM1						
Rolling & drawing of purchased steel.....	33122		-9.8	-1.4	-1.6	-1.3	-2.8	-1.9
Rolled steel shape mfg.....	331221		-11.9	-2.3	-3.0	-2.4	-4.6	-2.7
Primary products.....		331221-P	-12.8	-2.3	-3.2	-2.4	-5.1	-3.3
Cold rolled steel sheet and strip, made from purchased steel.....		331221-1	-17.0	-2.4	-4.4	-3.5	-7.4	-4.8
Cold finished steel bars and bar shapes, made from purchased steel.....		331221-3	-5.5	-2.2	-0.9	-0.5	-1.2	-0.8
Secondary products and miscellaneous receipts.....		331221-SM						
Steel wire drawing.....	331222		-7.7	-0.5	-0.2	-0.2	-1.0	-1.2
Primary products.....		331222-P	-8.2	-0.6	-0.5	-0.2	-1.1	-1.2
Steel wire, including galvanized and other coated wire.....		331222-5	-8.3	-0.5	-0.5	-0.3	-1.1	-1.6
Carbon steel wire.....		331222-5A	-8.4	-0.1	-0.7	-0.3	-1.2	-2.3
Secondary products and miscellaneous receipts.....		331222-SM						
Miscellaneous receipts.....		331222-M	-15.8	0.0	0.7	0.0	0.0	-1.0
Alumina & aluminum production & processing.....	3313		2.3	0.9	4.1	2.2	0.4	-2.3
Alumina & aluminum production & processing.....	33131		2.3	0.9	4.1	2.2	0.4	-2.3
Secondary smelting and alloying of aluminum.....	331314		-0.5	0.6	3.9	1.8	-0.4	-1.0
Primary products.....		331314-P	-0.4	0.6	4.0	1.9	-0.4	-1.0
Aluminum ingot, including billet, made by secondary smelters.....		331314-2	-0.4	0.7	4.5	2.1	-0.4	-1.1
Aluminum and aluminum-base alloys powders, paste, and flakes.....		331314-5	-0.4	0.0	0.2	0.1	0.0	0.0
Secondary products and miscellaneous receipts.....		331314-SM						
Aluminum sheet, plate, and foil mfg.....	331315		3.3	0.8	5.9	1.6	1.4	-2.9
Primary products.....		331315-P	3.4	0.8	6.1	1.6	1.4	-3.0
Aluminum sheet, plate, and foil.....		331315-0	3.4	0.8	6.1	1.6	1.4	-3.0
Secondary products and miscellaneous receipts.....		331315-SM2						
Other aluminum rolling, drawing, and extruding.....	331318		1.7	0.3	2.5	3.4	-0.4	-1.3
Primary products.....		331318-P	1.6	0.3	2.5	3.1	-0.4	-1.3

See footnotes at end of table.

Table 12. Producer price index percentage changes for the net output of selected industries and their products, not seasonally adjusted — Continued
 [August 2024]

Title ¹	Industry code	Product code	Unadjusted 12-month percent change ²	Unadjusted 1-month percent change ²					
				Aug. 2023 to Aug. 2024 ^P	Mar. to Apr.	Apr. to May ^P	May to June ^P	June to July ^P	July to Aug. ^P
Other aluminum rolling, drawing, and extruding - Continued									
Other extruded aluminum shapes, including rod, bar, and wire.....		331318-0	1.6	0.3	2.5	3.1	-0.4	-1.3	
Secondary products and miscellaneous receipts.....		331318-SM							
Nonferrous (exc alum) production & processing.....	3314		9.6	3.8	4.8	0.0	-0.8	-1.4	
Nonferrous metal (except aluminum) smelting and refining.....	33141		—	2.7	4.3	0.3	-0.2	—	
Nonferrous metal (except aluminum) smelting and refining.....	331410		—	2.7	4.3	0.3	-0.2	—	
Primary products.....		331410-P	—	2.6	4.1	0.5	-0.2	—	
Secondary products and miscellaneous receipts.....		331410-SM1							
Copper rolling/drawing/extruding & alloying.....	33142		9.2	4.8	7.3	0.3	-2.2	-3.4	
Copper rolling, drawing, extruding, and alloying.....	331420		9.2	4.8	7.3	0.3	-2.2	-3.3	
Primary products.....		331420-P	9.7	5.2	7.5	0.3	-2.3	-3.5	
Copper wire and cable.....		331420-A	8.8	6.2	10.7	-1.7	-3.6	-5.4	
Copper and copper alloy mill shapes, except wire and cable.....		331420-B	10.0	4.4	4.5	2.1	-1.5	-1.9	
Secondary products and miscellaneous receipts.....		331420-SM							
Other nonferrous roll/draw/extruding/alloying.....	33149		10.7	2.9	1.4	-0.6	1.1	1.1	
Nonferrous metal (except copper and aluminum) rolling, drawing, and extruding.....	331491		6.2	1.9	0.5	0.1	0.8	1.1	
Primary products.....		331491-P	6.2	1.9	0.5	0.1	0.8	1.1	
All other nonferrous metal mill shapes.....		331491-D	16.6	2.3	0.2	1.2	1.5	-1.0	
Nickel and nickel-base alloy mill shapes.....		331491-2	-1.8	0.3	0.0	-1.0	1.8	1.3	
Titanium and titanium-base alloy mill shapes.....		331491-3	5.7	0.3	1.0	0.0	0.0	3.1	
Secondary products and miscellaneous receipts.....		331491-SM							
Secondary products.....		331491-S	-3.5	-0.1	0.0	0.0	0.1	1.3	
Secondary smelting, refining, and alloying of nonferrous metal (except copper and aluminum).....	331492		14.5	3.6	2.2	-1.1	1.3	1.1	
Primary products.....		331492-P	14.2	3.8	2.2	-1.1	1.1	1.1	
All other miscellaneous secondary nonferrous metals, including secondary lead and zinc.....		331492-B	2.2	0.9	5.2	-2.5	1.4	-3.4	
Nonferrous metal powders, paste, and flakes (excluding aluminum and copper).....		331492-1	—	2.6	1.7	-0.1	0.0	0.4	
Secondary products and miscellaneous receipts.....		331492-SM							
Foundries.....	3315		1.9	0.0	0.4	0.1	0.0	-0.2	
Ferrous metal foundries.....	33151		0.5	-0.3	-0.1	-0.1	0.1	0.0	
Iron foundries.....	331511		2.3	-0.2	-0.1	-0.1	-0.6	0.0	
Primary products.....		331511-P	2.5	-0.2	-0.1	-0.1	-0.6	0.0	
Cast iron pressure and soil pipe and fittings, all sizes.....		331511-B	—	0.0	0.0	0.0	0.0	0.0	
Standard and pearlitic malleable iron castings.....		331511-T	—	-0.5	-0.5	0.0	-4.2	-0.1	
Other ductile iron castings.....		331511-3	-1.1	-0.4	-0.1	-0.4	-0.6	-0.1	
Other gray iron castings (including molds and stools for heavy steel ingots).....		331511-9	1.7	0.1	0.0	0.0	-0.1	0.0	
Secondary products and miscellaneous receipts.....		331511-SM							
Steel investment foundries.....	331512		-0.6	-1.1	-0.2	0.0	1.9	0.0	
Primary products.....		331512-P	-0.6	-1.1	-0.2	0.0	1.9	0.0	
Steel investment castings.....		331512-0	-0.6	-1.1	-0.2	0.0	1.9	0.0	
Secondary products and miscellaneous receipts.....		331512-SM							
Secondary products.....		331512-S	—	0.0	0.0	—	—	—	
Steel foundries, except investment.....	331513		-2.9	0.0	0.1	0.0	0.0	0.0	
Primary products.....		331513-P	-3.0	0.0	0.1	0.0	0.0	0.0	
Carbon steel castings, except investment.....		331513-1	2.2	0.0	0.3	0.0	0.0	0.0	
Alloy steel castings, excluding investment.....		331513-4	-4.7	0.0	0.0	0.0	0.0	0.0	
High alloy steel castings, except investment.....		331513-41	—	0.0	0.1	0.0	0.0	—	
Other alloy steel castings, except investment.....		331513-43	-2.7	0.0	0.0	0.0	0.0	0.0	
Secondary products and miscellaneous receipts.....		331513-SM							
Nonferrous metal foundries.....	33152		3.8	0.4	1.0	0.5	0.0	-0.4	
Nonferrous metal die-casting foundries.....	331523		0.5	0.1	0.7	0.6	0.0	-0.1	
Primary products.....		331523-P	0.5	0.1	0.8	0.6	-0.1	-0.1	
Aluminum die-castings.....		331523-1	1.0	0.1	0.6	0.5	0.5	0.0	
Nonferrous (except aluminum) die-castings.....		331523-3	-1.1	0.0	1.2	1.0	-2.1	-0.6	
Secondary products and miscellaneous receipts.....		331523-SM							
Aluminum foundries, except die-casting.....	331524		5.2	0.0	0.4	0.3	0.1	0.0	
Primary products.....		331524-P	5.9	0.1	0.5	0.4	0.1	0.0	
Aluminum castings, excluding die-castings.....		331524-0	5.9	0.1	0.5	0.4	0.1	0.0	
Secondary products and miscellaneous receipts.....		331524-SM							

See footnotes at end of table.

Table 12. Producer price index percentage changes for the net output of selected industries and their products, not seasonally adjusted — Continued
 [August 2024]

Title ¹	Industry code	Product code	Unadjusted 12-month percent change ²	Unadjusted 1-month percent change ²				
				Aug. 2023 to Aug. 2024 ^P	Mar. to Apr.	Apr. to May ^P	May to June ^P	June to July ^P
Aluminum foundries, except die-casting - Continued								
Secondary products.....		331524-S1	1.9	0.0	0.0	0.0	0.0	0.1
Other nonferrous metal foundries, except die-casting.....	331529		10.5	1.6	2.5	0.2	-0.1	-1.5
Primary products.....		331529-P	11.2	1.7	2.6	0.2	-0.1	-1.5
Copper foundries (excluding die-casting).....		331529-5	10.1	3.3	4.9	0.5	-0.2	-2.9
Secondary products and miscellaneous receipts.....		331529-SM						
Fabricated metal product mfg.....	332		2.5	0.1	0.2	0.2	0.0	0.6
Forging & stamping.....	3321		-0.6	-0.1	-1.1	0.3	-1.2	0.0
Forging & stamping.....	33211		-0.6	-0.1	-1.1	0.3	-1.2	0.0
Iron and steel forging.....	332111		-0.1	0.0	-3.2	3.1	-3.5	-0.3
Primary products.....		332111-P	-0.6	0.0	-3.3	3.2	-3.6	-0.3
Hot impression die impact, press and upset steel forgings.....		332111-1	0.2	0.0	-4.4	4.4	-4.7	-0.3
Hot impression die impact, press and upset carbon steel forgings.....		332111-11	1.2	0.0	-8.2	8.8	-9.9	-0.4
Hot impression die impact, press and upset alloy steel forgings.....		332111-12	-0.8	0.0	-0.8	0.1	0.9	-0.4
Secondary products and miscellaneous receipts.....		332111-SM						
Nonferrous forging.....	332112		4.4	0.0	-0.1	0.7	0.5	0.0
Primary products.....		332112-P	4.5	0.0	-0.1	0.8	0.5	0.0
Hot impression die impact, press and upset nonferrous forgings.....		332112-4	5.1	-0.1	-0.1	0.9	0.6	0.0
Hot impression die impact, press, and upset aluminum and aluminum alloy forgings.....		332112-41	4.3	-0.1	-0.2	0.2	1.0	0.0
Hot impression die impact, press, and upset titanium and titanium alloy forgings.....		332112-42	5.2	0.0	0.0	1.3	0.0	0.0
Other nonferrous hot impression die impact, press, and upset forgings.....		332112-43	10.3	0.0	0.0	3.5	0.0	0.0
Secondary products and miscellaneous receipts.....		332112-SM						
Custom roll forming.....	332114		-5.3	-0.5	-1.9	-0.5	-0.7	0.0
Primary products.....		332114-P	-6.1	-0.6	-2.2	-0.6	-0.8	0.0
Custom roll formed products (steel, aluminum and other metal).....		332114-0	-6.1	-0.6	-2.2	-0.6	-0.8	0.0
Secondary products and miscellaneous receipts.....		332114-SM						
Powder metallurgy part mfg.....	332117		-	0.1	0.1	0.0	0.0	-
Primary products.....		332117-P	-	0.1	0.1	0.0	0.0	-
Powder metallurgy parts.....		332117-0	-	0.1	0.1	0.0	0.0	-
Other metal stamping, except automotive.....	332119		0.9	0.0	0.3	-0.7	-0.5	0.1
Primary products.....		332119-P	1.6	-0.3	0.3	-0.8	-0.2	0.3
Metal job stampings, except automotive.....		332119-3	4.7	0.1	0.5	-0.2	0.3	0.0
Recreational vehicle metal job stampings.....		332119-31	-	0.2	0.9	0.0	2.2	0.1
Other metal job stampings.....		332119-33	3.6	0.2	0.6	0.0	0.0	0.0
Other metal stampings, n.e.c., incl. stamped and pressed metal, and crowns and closures.....		332119-9	-	-0.9	0.0	-1.7	-0.9	0.7
Secondary products and miscellaneous receipts.....		332119-SM						
Miscellaneous receipts.....		332119-M	-	-0.1	0.4	-0.4	-2.1	-0.9
Secondary products.....		332119-S	-	6.7	0.0	0.1	-2.0	0.0
Cutlery & handtool mfg.....	3322		2.8	0.4	0.4	0.1	0.1	-0.1
Cutlery & handtool mfg.....	33221		2.8	0.4	0.4	0.1	0.1	-0.1
Metal cookware, cutlery, and flatware mfg.....	332215		1.2	1.0	0.0	0.1	0.3	-0.5
Primary products.....		332215-P	1.2	1.0	0.0	0.2	0.3	-0.5
Cutlery, scissors, shears, trimmers, and snips.....		332215-2	-	4.6	0.0	0.8	-	-
Secondary products and miscellaneous receipts.....		332215-SM						
Miscellaneous receipts.....		332215-M	3.6	6.0	0.0	-0.9	-1.1	0.0
Secondary products.....		332215-S	1.9	0.0	0.0	0.0	0.0	0.0
Saw blade, handsaw, and hand and edge tool mfg.....	332216		3.5	0.2	0.6	0.0	0.0	0.1
Primary products.....		332216-P	3.4	0.2	0.3	0.0	0.0	0.1
Edge tools, hand-operated.....		332216-4	0.3	0.0	0.0	0.0	0.0	0.0
All other miscellaneous hand tools, except handsaws.....		332216-7	-0.6	0.0	0.2	0.0	0.0	0.0
Secondary products and miscellaneous receipts.....		332216-SM						
Miscellaneous receipts.....		332216-M	-0.5	0.0	0.0	0.0	0.0	0.0
Secondary products.....		332216-S	7.1	0.0	7.3	0.0	0.0	-0.2
Architectural & structural metals mfg.....	3323		0.8	0.1	0.3	-0.3	0.0	1.0
Plate work & fabricated structural prod mfg.....	33231		-1.1	-0.5	-0.3	-0.7	-0.1	1.9
Prefabricated metal buildings and components mfg.....	332311		-1.7	-0.2	-0.2	-0.1	-0.9	-1.6
Primary products.....		332311-P	-1.8	-0.2	-0.2	-0.1	-0.8	-1.6

See footnotes at end of table.

Table 12. Producer price index percentage changes for the net output of selected industries and their products, not seasonally adjusted — Continued
 [August 2024]

Title ¹	Industry code	Product code	Unadjusted 12-month percent change ²	Unadjusted 1-month percent change ²				
				Aug. 2023 to Aug. 2024 ^P	Mar. to Apr.	Apr. to May ^P	May to June ^P	June to July ^P
Prefabricated metal buildings and components mfg - Continued								
Prefabricated metal bldg & component systems (excl. farm service bldgs, resid. bldgs, & parts).....		332311-1	-1.1	-1.0	-0.2	0.1	0.0	-1.6
Other prefabricated and portable metal buildings and parts.....		332311-3	-3.6	1.9	-0.4	-0.6	-3.1	-1.7
Secondary products and miscellaneous receipts.....		332311-SM						
Fabricated structural metal mfg.....	332312		-3.9	-0.7	-0.4	-1.0	0.1	0.4
Primary products.....		332312-P	-4.9	-0.7	-0.5	-1.3	0.0	0.4
Fabricated structural metal bar joists and concrete reinforcing bars.....		332312-1	-11.2	-1.8	-1.2	-2.0	-0.2	1.0
Fabricated structural iron and steel for industrial buildings metal bar joists, short span.....		332312-11	8.4	0.0	0.0	-1.1	0.9	0.8
Fabricated structural iron & steel for commercial, residential, institutional, & public bldgs.....		332312-12	-16.0	-2.4	-1.5	-2.3	-0.4	1.1
Other fabricated structural metal.....		332312-5	0.8	-0.1	-0.2	-0.1	0.1	0.0
Fabricated structural metal for bridges.....		332312-6	-2.9	2.7	3.1	-6.4	1.3	-1.0
Secondary products and miscellaneous receipts.....		332312-SM						
Plate work mfg.....	332313		14.7	0.0	0.0	0.0	0.0	14.0
Primary products.....		332313-P	16.8	0.0	0.0	0.0	0.0	16.8
Fabricated plate work (stacks and weldments).....		332313-0	16.8	0.0	0.0	0.0	0.0	16.8
Secondary products and miscellaneous receipts.....		332313-SM1						
Ornamental & architectural metal prod mfg.....	33232		2.8	0.7	0.9	0.1	0.0	0.0
Metal window and door mfg.....	332321		1.2	0.0	0.1	0.3	0.4	0.0
Primary products.....		332321-P	1.2	0.0	0.1	0.3	0.4	0.0
Metal molding and trim and store fronts.....		332321-B	0.0	0.0	0.0	0.0	0.0	0.0
Metal windows (except storm sash).....		332321-D	0.5	0.0	0.2	0.0	0.2	0.1
Metal doors (except storm doors).....		332321-1	1.6	0.0	0.1	0.4	0.5	-0.1
Metal window and door screens (except combination screens) and metal weather strip.....		332321-9	0.0	0.0	0.0	0.0	0.0	0.0
Secondary products and miscellaneous receipts.....		332321-SM						
Secondary products.....		332321-S	1.4	0.0	0.1	0.0	0.4	0.1
Sheet metal work mfg.....	332322		1.1	-0.1	0.1	0.0	-0.2	-0.1
Primary products.....		332322-P	1.1	-0.1	0.1	0.0	-0.2	-0.1
Sheet metal electronic enclosures.....		332322-C	1.2	-0.1	0.0	0.0	-0.1	-0.1
Steel sheet metal computer & peripheral equipment enclosures.....		332322-C1	0.4	-0.1	0.0	0.0	-0.1	-0.1
Aluminum sheet metal computer & peripheral equipment enclosures.....		332322-C2	0.1	0.0	0.0	0.0	0.0	0.0
Other sheet metal electronic enclosures (excluding computers).....		332322-C3	2.5	-0.1	0.0	0.0	-0.1	0.0
Other sheet metal work.....		332322-G	3.3	-0.1	0.0	0.0	0.0	-0.1
Aluminum and other sheet metal work.....		332322-G3	-0.1	-0.3	-0.1	0.1	-0.1	-0.1
Sheet metal air-conditioning ducts and stove pipe.....		332322-1	0.0	0.0	0.0	0.0	0.0	0.4
Sheet metal roofing and roof drainage equipment.....		332322-7	-	0.0	-0.8	0.0	-	-
Secondary products and miscellaneous receipts.....		332322-SM						
Secondary products.....		332322-S	1.4	0.0	0.0	0.1	0.0	0.1
Ornamental and architectural metal work mfg.....	332323		9.1	3.5	3.7	0.1	0.0	0.1
Primary products.....		332323-P	9.3	3.5	3.7	0.1	0.0	0.1
Ornamental and architectural metal work.....		332323-8	16.7	7.7	7.9	0.1	0.0	0.1
Iron, steel, and aluminum stairs, staircases, and fire escapes.....		332323-81	21.6	10.1	10.0	0.1	0.0	0.1
Steel and aluminum fences, gates (not wire), and railings and window guards.....		332323-82	6.7	2.7	3.3	0.1	-0.1	0.1
Other architectural and ornamental work.....		332323-9	2.7	0.2	0.2	0.0	0.1	0.0
Other aluminum and metal architectural and ornamental work.....		332323-91	1.4	-0.1	0.0	0.0	0.2	0.0
Other iron and steel architectural and ornamental work.....		332323-92	-	-	0.3	0.0	0.1	0.0
Secondary products and miscellaneous receipts.....		332323-SM						
Secondary products.....		332323-S	2.4	0.0	-0.3	0.4	-0.9	0.5
Boiler, tank & shipping container mfg.....	3324		5.0	-0.1	0.4	0.3	1.3	0.2
Power boiler & heat exchanger mfg.....	33241		7.6	0.0	0.9	0.0	2.4	1.5
Power boiler and heat exchanger mfg.....	332410		7.6	0.0	0.9	0.0	2.3	1.5
Primary products.....		332410-P	8.0	0.0	1.0	0.0	2.5	1.5
Fabricated heat exchangers and steam condensers (excluding nuclear applications).....		332410-1	1.6	0.0	1.0	0.0	0.1	0.2
Secondary products and miscellaneous receipts.....		332410-SM						
Secondary products.....		332410-S	-	0.3	0.0	0.1	-	-
Metal tank (heavy gauge) mfg.....	33242		12.7	-0.2	0.5	0.5	1.4	0.0
Metal tanks, heavy gauge, mfg.....	332420		12.7	-0.2	0.5	0.5	1.4	0.0
Primary products.....		332420-P	14.3	-0.2	0.3	0.6	1.5	0.0
Metal tanks, heavy gauge.....		332420-0	14.3	-0.2	0.3	0.6	1.5	0.0

See footnotes at end of table.

Table 12. Producer price index percentage changes for the net output of selected industries and their products, not seasonally adjusted — Continued
 [August 2024]

Title ¹	Industry code	Product code	Unadjusted 12-month percent change ²	Unadjusted 1-month percent change ²					
				Aug. 2023 to Aug. 2024 ^P	Mar. to Apr.	Apr. to May ^P	May to June ^P	June to July ^P	July to Aug. ^P
Metal tanks, heavy gauge, mfg - Continued									
Secondary products and miscellaneous receipts.....		332420-SM							
Light gauge metal container mfg.....	33243		-0.7	-0.1	0.2	0.2	0.7	-0.3	
Metal can mfg.....	332431		-0.6	-0.2	-0.1	0.1	0.9	0.0	
Primary products.....		332431-P	-0.6	-0.2	-0.1	0.1	0.9	0.0	
Steel cans and tinware products.....		332431-1	-2.0	0.2	-0.2	0.2	0.0	0.0	
Aluminum cans (including lids, ends, and parts shipped separately).....		332431-3	0.3	-0.4	0.0	0.0	1.5	0.0	
Secondary products and miscellaneous receipts.....		332431-SM							
Other metal container mfg.....	332439		-1.0	0.0	1.4	0.7	0.0	-1.4	
Primary products.....		332439-P	-0.8	0.0	1.5	0.5	0.0	-1.4	
Steel shipping barrels & drums, exc. beer barrels (more than 12-gallon capacity)...		332439-3	-1.3	0.0	4.1	0.2	0.0	-2.8	
All other metal containers.....		332439-6	0.0	0.0	0.0	0.9	0.0	-0.6	
Secondary products and miscellaneous receipts.....		332439-SM							
Secondary products.....		332439-S	-2.6	0.0	0.0	2.1	0.0	-1.1	
Hardware mfg.....	3325		-0.9	-0.1	0.0	0.0	0.0	0.1	
Hardware mfg.....	33251		-0.9	-0.1	0.0	0.0	0.0	0.1	
Hardware mfg.....	332510		-0.9	-0.1	0.0	0.0	0.0	0.1	
Primary products.....		332510-P	-1.2	-0.1	0.0	0.0	0.0	0.1	
All other miscellaneous hardware.....		332510-A	-7.3	0.1	-0.1	0.1	0.0	0.0	
Furniture hardware (excluding cabinet hardware).....		332510-2	0.9	0.3	-0.2	0.0	0.0	1.7	
Builders' hardware, including fabricated metal safe and vault locks, & cabinet hardware.....		332510-4	-0.9	0.0	0.0	0.0	0.0	0.0	
Secondary products and miscellaneous receipts.....		332510-SM							
Miscellaneous receipts.....		332510-M	0.9	0.0	0.7	0.2	0.0	0.2	
Secondary products.....		332510-S	9.6	0.0	0.0	0.0	0.0	0.0	
Spring & wire product mfg.....	3326		7.3	-0.1	5.6	1.9	0.0	-0.2	
Spring & wire product mfg.....	33261		7.3	-0.1	5.6	1.9	0.0	-0.2	
Spring mfg.....	332613		9.5	0.0	10.7	0.0	0.1	-0.1	
Primary products.....		332613-P	10.2	0.0	11.2	0.0	0.1	-0.1	
Cold formed steel springs, except wire.....		332613-3	1.3	0.1	0.3	0.0	0.2	-0.2	
Precision mechanical wire springs.....		332613-5	-1.6	-0.3	0.0	0.0	0.0	-0.1	
Precision mechanical extension- and torsion-type wire springs.....		332613-51	-3.7	-0.9	0.0	0.0	0.0	-0.3	
Precision mechanical compression-type wire springs.....		332613-52	-0.3	0.0	0.0	0.0	0.0	0.0	
Secondary products and miscellaneous receipts.....		332613-SM							
Secondary products.....		332613-S	-3.9	0.0	0.0	0.5	0.0	-0.1	
Other fabricated wire product mfg.....	332618		4.7	-0.2	0.0	4.1	0.0	-0.4	
Primary products.....		332618-P	6.1	0.0	0.0	4.5	0.0	-0.4	
Other ferrous wire products, excluding springs, made from purchased wire.....		332618-B	0.6	0.0	0.0	0.0	0.0	0.0	
Other fabricated wire products, made from purchased wire.....		332618-2	12.1	0.0	0.0	9.3	0.0	-1.0	
Ferrous wire cloth and other ferrous woven wire products, made from purchased wire.....		332618-3	0.8	0.8	0.0	0.0	0.0	0.0	
Steel fencing and fence gates, made from purchased wire.....		332618-7	-5.0	0.0	-0.2	0.1	-0.8	1.5	
Secondary products and miscellaneous receipts.....		332618-SM							
Secondary products.....		332618-S	1.6	-0.2	0.1	0.4	-0.1	0.0	
Mach shops, turn prod, screw, nut, bolt mfg.....	3327		2.9	-0.1	-0.1	0.6	0.3	0.6	
Machine shops.....	33271		1.5	-0.2	0.1	0.0	0.0	0.8	
Machine shops.....	332710		1.5	-0.2	0.1	0.0	0.0	0.8	
Primary products.....		332710-P	1.7	-0.2	0.1	0.0	0.0	0.9	
Machine shop job work and job order repairs.....		332710-0	1.7	-0.2	0.1	0.0	0.0	0.8	
Secondary products and miscellaneous receipts.....		332710-SM							
Turned product & screw, nut & bolt mfg.....	33272		4.3	0.0	-0.2	1.3	0.5	0.3	
Precision turned product mfg.....	332721		2.4	-0.1	0.2	2.0	0.5	0.5	
Primary products.....		332721-P	2.7	-0.1	0.2	2.3	0.6	0.5	
Precision turned products, automotive.....		332721-1	7.3	-0.1	0.0	9.0	0.0	0.0	
Precision turned products, except automotive.....		332721-3	1.1	-0.1	0.2	0.0	0.8	0.7	
Secondary products and miscellaneous receipts.....		332721-SM							
Bolt, nut, screw, rivet, and washer mfg.....	332722		7.1	0.0	-0.8	0.2	0.5	0.1	
Primary products.....		332722-P	7.5	0.0	-0.8	0.2	0.5	0.2	
Nonthreaded metal fasteners (except aircraft types).....		332722-B	2.6	0.0	0.0	0.0	0.0	0.0	
Aircraft fasteners, except plastics (including aerospace).....		332722-1	19.7	5.0	-2.0	0.0	0.0	0.0	

See footnotes at end of table.

Table 12. Producer price index percentage changes for the net output of selected industries and their products, not seasonally adjusted — Continued
 [August 2024]

Title ¹	Industry code	Product code	Unadjusted 12-month percent change ²	Unadjusted 1-month percent change ²					
				Aug. 2023 to Aug. 2024 ^P	Mar. to Apr.	Apr. to May ^P	May to June ^P	June to July ^P	July to Aug. ^P
Bolt, nut, screw, rivet, and washer mfg - Continued									
Externally threaded metal fasteners (except aircraft types).....		332722-3	0.0	-3.7	-0.4	0.4	1.2	0.2	
Hex bolts, including heavy, tap-and-joint (excluding high-strength structural & aircraft types).....		332722-3122	4.7	1.2	0.5	0.0	-0.8	1.8	
Other metal bolts, including square, round, plow, high-strength structural, & bent bolts.....		332722-3133	-0.2	-9.4	-1.3	1.3	4.0	0.0	
Cap, set, machine, lag, flange, and self-locking screws (except aircraft types) ..		332722-3144	-0.9	-0.1	0.0	0.0	-0.9	0.0	
Other externally threaded metal fasteners, including studs (except aircraft types).....		332722-3199	—	-0.1	0.1	-0.2	0.1	0.0	
Internally threaded fasteners (except aircraft types).....		332722-5	2.1	0.0	0.0	0.0	0.0	0.9	
Secondary products and miscellaneous receipts.....		332722-SM							
Miscellaneous receipts.....		332722-M	-1.8	0.8	0.0	0.0	-0.6	-1.1	
Coating/engrave/heat treating & other activity.....	3328		4.0	0.9	-0.4	0.1	-0.1	0.0	
Coating/engrave/heat treating & other activity.....	33281		4.0	0.9	-0.4	0.1	-0.1	0.0	
Metal heat treating.....	332811		15.0	3.4	-2.0	0.0	0.0	0.0	
Primary products.....		332811-P	11.2	2.6	-2.0	0.0	0.0	0.0	
Heat treating of metal for the trade (pickling, annealing, etc.).....		332811-0	11.2	2.6	-2.0	0.0	0.0	0.0	
Secondary products and miscellaneous receipts.....		332811-SM							
Metal coating and nonprecious engraving.....	332812		0.3	-0.2	-0.3	0.2	-0.3	0.0	
Primary products.....		332812-P	-0.1	-0.7	-0.3	0.2	-0.3	0.0	
Metal coating, engraving, and allied services.....		332812-0	-0.1	-0.7	-0.3	0.2	-0.3	0.0	
Secondary products and miscellaneous receipts.....		332812-SM							
Electroplating, anodizing and coloring metal.....	332813		1.4	0.5	1.2	0.0	0.0	0.0	
Primary products.....		332813-P	0.7	0.4	1.3	0.0	0.0	0.0	
Electroplating, plating, polishing, anodizing and coloring metal.....		332813-0	0.7	0.4	1.3	0.0	0.0	0.0	
Secondary products and miscellaneous receipts.....		332813-SM							
Other fabricated metal product mfg.....	3329		3.7	0.4	0.2	0.2	-0.2	0.8	
Metal valve mfg.....	33291		4.7	0.9	0.4	0.3	-0.3	1.7	
Industrial valve mfg.....	332911		1.3	0.1	0.4	0.0	-0.8	0.0	
Primary products.....		332911-P	1.1	0.1	0.4	0.0	-0.8	0.0	
Automatic regulating and control valves and parts (except nuclear), power operated.....		332911-F	5.9	0.0	0.0	0.0	0.0	0.0	
Industrial valves for water works and municipal equipment (IBBM, AWWA, and UL).....		332911-N	-1.0	0.2	0.0	0.0	-3.7	0.0	
Industrial ball valves (all metals, pressures, and types), incl. manual & power operated.....		332911-Q	-3.4	0.0	0.0	0.0	0.0	0.0	
Industrial butterfly valves (all metals, pressures, and types), incl. manual & power operated.....		332911-R	—	-2.7	0.0	0.0	—	—	
All other miscellaneous industrial valves.....		332911-X	0.1	0.0	1.2	0.0	0.0	0.0	
Gates, globes, angles and other industrial valves.....		332911-1	3.4	0.6	0.2	0.0	0.0	0.0	
Secondary products and miscellaneous receipts.....		332911-SM							
Miscellaneous receipts.....		332911-M	6.1	0.0	1.7	0.0	0.0	2.8	
Secondary products.....		332911-S	3.7	0.0	0.0	0.1	0.0	0.2	
Fluid power valve and hose fitting mfg.....	332912		9.1	2.4	0.1	0.0	0.0	4.7	
Primary products.....		332912-P	9.1	2.5	0.1	0.0	0.0	4.9	
Nonaerospace type hydraulic and pneumatic assemblies of hose.....		332912-N	2.0	0.0	0.2	-0.2	0.0	0.0	
Nonaerospace type flared (metal) fittings, couplings and assemblies.....		332912-T	0.9	0.0	0.6	0.0	0.0	0.0	
Nonaerospace type flareless fittings and couplings (incl. nonmetal fittings).....		332912-U	0.0	0.0	0.0	0.0	0.0	0.0	
Aerospace type hydraulic fluid power valves.....		332912-1	2.8	0.0	0.0	0.0	0.0	0.0	
Nonaerospace type hydraulic directional control valves.....		332912-5	3.4	0.4	0.0	0.0	0.0	0.0	
Nonaerospace type hydraulic valves, except directional control.....		332912-7	5.6	2.2	0.0	0.0	0.0	0.0	
Nonaerospace type pneumatic directional control valves.....		332912-9	3.0	1.2	-0.4	0.0	0.0	0.0	
Secondary products and miscellaneous receipts.....		332912-SM							
Plumbing fixture fitting and trim mfg.....	332913		1.8	0.0	0.3	0.2	0.0	0.0	
Primary products.....		332913-P	1.8	0.0	0.3	0.2	0.0	0.0	
Miscellaneous metal and nonmetal plumbing fixtures, fittings, and trim.....		332913-6	1.8	0.0	0.0	0.5	0.0	0.0	
Metal and nonmetal lavatory and sink fittings, excluding single control.....		332913-7	1.6	0.0	0.1	0.0	0.0	0.0	
Secondary products and miscellaneous receipts.....		332913-SM							
Other metal valve and pipe fitting mfg.....	332919		5.8	0.0	1.6	2.4	0.0	0.0	
Primary products.....		332919-P	6.0	0.0	1.7	2.5	0.0	0.0	
Metal fittings, flanges, and unions for pipe fittings.....		332919-4	7.1	0.0	1.9	2.8	0.0	0.0	
Secondary products and miscellaneous receipts.....		332919-SM							
Secondary products.....		332919-S	0.5	0.0	0.0	0.0	-0.9	0.4	

See footnotes at end of table.

Table 12. Producer price index percentage changes for the net output of selected industries and their products, not seasonally adjusted — Continued
 [August 2024]

Title ¹	Industry code	Product code	Unadjusted 12-month percent change ²	Unadjusted 1-month percent change ²				
				Aug. 2023 to Aug. 2024 ^P	Mar. to Apr.	Apr. to May ^P	May to June ^P	June to July ^P
All other fabricated metal product mfg.....	33299		2.7	0.0	0.0	0.1	-0.2	0.0
Ball and roller bearing mfg.....	332991		3.8	0.0	0.0	0.0	0.1	0.0
Primary products.....		332991-P	3.3	0.0	-0.2	0.0	0.1	0.0
Ball bearings, complete, unmounted.....		332991-1	1.9	0.0	0.0	0.0	0.0	0.0
Tapered roller bearings (including cups & cones), unmounted.....		332991-3	3.8	0.0	0.0	0.0	0.0	0.0
Other roller bearings, unmounted.....		332991-5	6.3	0.0	0.0	0.0	0.0	0.0
Mounted bearings (excluding plain).....		332991-7	4.9	0.0	-0.3	0.1	2.5	0.0
Parts and components for ball and roller bearings (including balls and rollers) sold separately.....		332991-9	-2.6	0.0	-1.5	0.4	0.0	0.0
Secondary products and miscellaneous receipts.....		332991-SM						
Secondary products.....		332991-S	-0.2	0.0	0.0	0.0	0.0	0.0
Small arms ammunition mfg.....	332992		7.0	0.0	0.0	0.0	2.2	0.3
Primary products.....		332992-P	7.4	0.0	0.0	0.0	2.5	0.3
Other ammunition products.....		332992-08	5.2	0.0	0.0	0.0	1.7	0.0
Secondary products and miscellaneous receipts.....		332992-SM						
Ammunition, except small arms, manufacturing.....	332993		-0.7	0.0	0.0	0.0	0.0	-0.8
Primary products.....		332993-P	-2.4	0.0	0.0	0.0	0.0	-0.8
Ammunition (excluding small arms), more than 30 mm (1.18 in.).....		332993-0	-2.4	0.0	0.0	0.0	0.0	-0.8
Fabricated pipe and pipe fitting mfg.....	332996		-0.4	-0.3	-1.0	-0.9	-1.2	-1.3
Primary products.....		332996-P	-0.5	-0.4	-1.1	-1.0	-1.5	-1.6
Fabricated pipe and pipe fittings made from purchased pipe.....		332996-0	-0.5	-0.4	-1.1	-1.0	-1.5	-1.6
Secondary products and miscellaneous receipts.....		332996-SM						
Miscellaneous fabricated metal product mfg.....	332999		4.1	0.1	0.4	0.7	-0.5	0.6
Primary products.....		332999-P	1.5	0.1	0.5	0.8	-0.7	0.6
All other miscellaneous fabricated metal products.....		332999-N	1.6	0.1	0.5	0.9	-0.7	0.6
Secondary products and miscellaneous receipts.....		332999-SM						
Secondary products.....		332999-S	23.6	0.0	2.0	0.1	0.0	4.8
Small arms, ordnance, and ordnance accessories mfg.....	33299T		0.2	0.0	0.0	0.0	0.0	0.0
Primary products.....		33299T-P	0.1	0.0	0.0	0.0	0.0	0.0
Single barrel shotguns, other small firearms n.e.c., and parts & attachments for small arms.....		33299T-45	0.4	0.0	0.0	0.0	0.0	0.0
Secondary products and miscellaneous receipts.....		33299T-SM						
Machinery manufacturing.....	333		3.2	0.5	0.2	0.1	0.1	0.3
Agricultural, construction, and mining machinery mfg.....	3331		2.3	0.2	0.0	0.1	0.0	-0.1
Agricultural implement manufacturing.....	33311		0.5	0.2	-0.1	0.0	-0.4	-0.2
Farm machinery and equipment mfg.....	333111		0.2	0.3	-0.1	0.0	-0.5	-0.2
Primary products.....		333111-P	0.0	0.2	-0.1	0.0	-0.5	-0.2
Haying machinery and attachments.....		333111-A	-0.2	1.1	0.0	0.0	0.0	0.0
Parts for farm machinery, for sale separately.....		333111-C	-1.8	0.1	0.2	-0.4	-0.4	-1.4
Farm plows, harrows, rollers, pulverizers, etc., and attachments.....		333111-E	-0.7	0.0	0.0	0.0	0.0	0.3
All other farm machinery and equipment, excluding parts, including attachments.....		333111-G	0.1	0.2	-0.4	0.0	0.1	0.0
Commercial turf and grounds care equipment, including parts and attachments.....		333111-J	1.0	0.6	0.0	0.0	0.0	0.0
Farm dairy equipment, sprayers and dusters, farm blowers, and attachments.....		333111-4	0.1	0.0	0.0	0.0	0.0	0.0
Planting, seeding, and fertilizing machinery and attachments.....		333111-7	-1.5	0.0	0.0	0.0	-3.7	-1.0
Harvesting machinery (except hay and straw) and attachments.....		333111-9	1.3	0.1	-0.1	0.1	0.0	0.0
Secondary products and miscellaneous receipts.....		333111-SM						
Miscellaneous receipts.....		333111-M	0.8	0.0	0.0	0.0	0.0	0.1
Secondary products.....		333111-S	3.2	1.0	0.0	0.0	0.0	-0.2
Lawn and garden equipment mfg.....	333112		1.7	0.0	0.1	0.0	-0.2	0.0
Primary products.....		333112-P	1.6	0.0	0.1	0.0	-0.2	0.0
Consumer nonriding lawn, garden, and snow equipment.....		333112-1	2.7	0.0	0.3	0.0	-0.5	0.0
Consumer riding lawn, garden, and snow equipment.....		333112-3	0.9	0.0	0.0	0.0	0.0	0.0
Parts and attachments for consumer lawn, garden, and snow equipment.....		333112-7	0.9	0.0	0.0	0.0	-0.1	-0.1
Secondary products and miscellaneous receipts.....		333112-SM						
Secondary products.....		333112-S	1.8	0.2	0.2	0.0	0.0	-0.4
Construction machinery manufacturing.....	33312		2.6	0.2	0.1	0.1	0.2	0.0
Construction machinery mfg.....	333120		2.6	0.2	0.1	0.1	0.2	0.0
Primary products.....		333120-P	2.6	0.2	0.1	0.1	0.2	0.0
Power cranes, loaders, dozers, tractors, off-highway trucks, mixers, pavers, backhoes, etc.....		333120-1	1.8	0.2	0.0	0.0	0.3	0.0
Power cranes, draglines, & shovels (excavators) (incl. surface mining equip.) (excluding parts).....		333120-11	0.4	0.0	0.0	0.0	0.1	0.0

See footnotes at end of table.

Table 12. Producer price index percentage changes for the net output of selected industries and their products, not seasonally adjusted — Continued
 [August 2024]

Title ¹	Industry code	Product code	Unadjusted 12-month percent change ²	Unadjusted 1-month percent change ²				
				Aug. 2023 to Aug. 2024 ^P	Mar. to Apr.	Apr. to May ^P	May to June ^P	June to July ^P
Construction machinery mfg - Continued								
Mixers, pavers, and related equipment (excluding parts).....		333120-12	1.2	0.0	-0.4	0.0	0.0	0.0
Tractor shovel loaders (skid steer, wheel, crawler, and integral design backhoes).....		333120-14	1.8	0.0	0.0	0.0	0.9	0.0
Construction wheel and crawler tractors, dozers, self-propelled log skidders, etc.....		333120-15	5.1	1.5	0.0	0.0	0.0	0.0
Graders, rollers and compactors, forklifts, scrapers, trenchers, etc. (excluding parts).....		333120-16	1.4	0.0	0.0	0.0	0.0	0.0
Construction machinery for mounting (excluding parts, winches, snow clearing attachments).....		333120-17	3.5	0.0	0.0	0.0	0.2	0.0
Other construction machinery and equipment (excluding parts).....		333120-8	2.2	0.0	0.2	0.7	0.0	0.0
Parts for construction machinery and equipment, sold separately.....		333120-9	10.7	1.2	0.9	-0.4	-0.6	0.0
Parts for cranes, draglines, and shovels (including surface mining equipment) (sold separately).....		333120-91	18.1	2.1	1.1	-0.9	-1.8	0.0
Parts for off-highway wheel tractors and shovel loaders (sold separately).....		333120-92	-0.7	0.0	0.0	0.0	0.0	0.0
Parts for other construction machinery (sold separately).....		333120-93	6.6	0.6	0.8	0.0	0.3	0.0
Secondary products and miscellaneous receipts.....		333120-SM						
Miscellaneous receipts.....		333120-M	3.8	-0.2	0.0	0.0	0.3	0.0
Mining and oil and gas field machinery mfg.....	33313		5.1	0.2	0.1	0.5	0.2	0.0
Mining machinery and equipment mfg.....	333131		6.5	0.6	0.2	0.5	0.6	0.0
Primary products.....		333131-P	6.9	0.6	0.2	0.6	0.7	0.0
Mining machinery and equipment (except parts sold separately).....		333131-2	7.8	0.3	0.3	0.7	0.6	0.0
Underground mining machinery (except parts sold separately).....		333131-21	-	0.0	0.8	0.0	0.0	-
Crushing, pulverizing & screening machinery (except parts sold separately).....		333131-25	6.7	0.0	0.0	0.0	0.0	0.0
Drills and other mining machinery (except parts sold separately).....		333131-27	-	1.0	0.0	2.1	0.7	-
Parts and attachments for mining machinery and equipment (sold separately).....		333131-9	3.7	1.7	0.0	0.0	1.3	0.0
Secondary products and miscellaneous receipts.....		333131-SM						
Miscellaneous receipts.....		333131-M	1.7	0.0	0.0	0.0	0.8	0.0
Oil and gas field machinery and equipment mfg.....	333132		4.5	0.0	0.0	0.4	0.0	0.0
Primary products.....		333132-P	4.5	0.0	0.0	0.5	0.0	0.0
Oil and gas field production machinery and equipment (except pumps).....		333132-A	7.7	0.0	0.0	1.1	0.0	0.0
Oil and gas field production machinery and equipment (except pumps and parts sold separately).....		333132-A1	8.1	0.0	0.0	0.5	0.0	0.0
Rotary oil and gas field drilling machinery and equipment.....		333132-1	5.5	0.0	0.0	0.0	0.0	0.0
Secondary products and miscellaneous receipts.....		333132-SM						
Industrial machinery manufacturing.....	3332		3.9	0.4	0.7	0.3	0.0	0.6
Other industrial machinery manufacturing.....	33324		3.9	0.4	0.7	0.3	0.0	0.6
Food product machinery mfg.....	333241		3.8	0.0	0.1	0.1	0.0	0.0
Primary products.....		333241-P	4.0	0.0	0.1	0.1	0.0	0.0
Dairy and milk products plant machinery and equipment.....		333241-1	-	0.0	0.0	0.6	0.0	-
Commercial food products machinery (except packaging and cooking equipment).....		333241-3	5.8	0.0	0.0	0.0	0.0	0.0
Industrial food products machinery for processing foods, beverages, & animal & fowl feed.....		333241-5	2.2	0.0	0.2	0.1	0.0	0.0
Other industrial food and feed machinery.....		333241-51	4.9	0.0	0.4	0.2	0.1	0.0
Machinery for sorting, grading, and cleaning fruits, vegetables, eggs, and for processing meat.....		333241-52	0.1	0.0	0.0	0.0	0.0	0.0
Parts and attachments for industrial food and feed products machinery.....		333241-53	4.2	0.0	0.0	0.0	0.0	0.2
Secondary products and miscellaneous receipts.....		333241-SM						
Miscellaneous receipts.....		333241-M	-1.9	0.2	0.5	0.0	0.0	0.7
Secondary products.....		333241-S	4.0	1.4	0.5	0.5	0.0	-1.0
Semiconductor machinery mfg.....	333242		8.8	0.1	3.8	2.3	0.1	1.5
Primary products.....		333242-P	8.9	0.1	3.9	2.4	0.1	1.5
Semiconductor machinery and parts.....		333242-0	8.9	0.1	3.9	2.4	0.1	1.5
Secondary products and miscellaneous receipts.....		333242-SM						
Miscellaneous receipts.....		333242-M	2.6	0.0	0.0	0.0	2.4	0.0
Sawmill, woodworking and paper machinery mfg.....	333243		2.2	0.0	0.0	0.0	0.0	0.0
Primary products.....		333243-P	2.2	0.0	0.0	0.0	0.0	0.0
Sawmill and woodworking machinery.....		333243-A	2.6	0.0	0.1	0.0	0.0	0.0
Sawmill and woodworking machinery, excluding parts & attachments.....		333243-A3	2.9	0.0	0.1	0.0	0.0	0.0
Parts, attachments & accessories for sawmill & woodworking machinery.....		333243-A4	0.7	-0.2	0.0	0.0	0.0	0.0
Paper industry machinery.....		333243-B	1.9	0.1	0.0	0.0	0.0	0.0
Paper industry machinery, excluding parts & attachments.....		333243-B1	1.8	0.0	0.0	0.0	0.0	0.0
Parts and attachments for paper industry machinery.....		333243-B2	2.1	0.2	0.0	0.0	0.0	0.0
Secondary and miscellaneous receipts.....		333243-SM						

See footnotes at end of table.

Table 12. Producer price index percentage changes for the net output of selected industries and their products, not seasonally adjusted — Continued
 [August 2024]

Title ¹	Industry code	Product code	Unadjusted 12-month percent change ²	Unadjusted 1-month percent change ²				
				Aug. 2023 to Aug. 2024 ^P	Mar. to Apr.	Apr. to May ^P	May to June ^P	June to July ^P
Sawmill, woodworking and paper machinery mfg - Continued								
Miscellaneous receipts.....		333243-M	3.8	0.1	0.4	0.0	0.0	0.1
All other industrial machinery mfg.....	333248		2.5	0.6	-0.1	-0.3	0.0	0.5
Primary products.....		333248-P	2.6	0.7	-0.1	-0.3	0.0	0.6
Printing machinery and equipment mfg.....		333248-4	1.4	-0.1	0.2	-0.1	0.3	0.0
All other miscellaneous printing trades machinery, including parts.....		333248-4A	2.0	-0.1	0.3	-0.1	0.4	0.1
Other printing machinery and equipment, including pre-press preparation and typesetting.....		333248-4A7	3.6	-0.2	0.6	-0.2	0.8	0.1
Parts, attachments, and accessories for printing trades machinery.....		333248-4A8	0.4	0.0	0.0	0.0	0.0	0.0
Other industrial machinery.....		333248-9	2.7	0.7	-0.1	-0.3	0.0	0.6
Plastics-working machinery and equipment and parts, excluding patterns and molds.....		333248-91	2.7	0.0	0.0	0.0	0.0	0.0
Plastics-working machinery and equipment, excluding patterns, molds, and parts sold separately.....		333248-919	3.0	0.0	0.0	0.0	0.0	0.0
Textile machinery (except parts, attachments, and accessories).....		333248-95	0.0	0.0	0.0	0.0	0.0	0.0
Parts and attachments for textile machinery.....		333248-97	0.0	0.0	0.0	0.0	0.0	0.0
All other industrial machinery.....		333248-98	2.8	1.0	-0.2	-0.5	0.0	0.8
Secondary products and miscellaneous receipts.....		333248-SM						
Commercial and service industry machinery manufacturing.....	3333		1.3	0.3	0.0	0.0	0.1	0.0
Commercial and service industry machinery manufacturing.....	33331		1.3	0.3	0.0	0.0	0.1	0.0
Commercial and service industry machinery mfg.....	333310		1.3	0.3	0.0	0.0	0.1	0.0
Primary products.....		333310-P	1.3	0.3	0.0	0.0	0.1	-0.1
Optical instruments and lenses (incl. parts).....		333310-4	1.5	1.5	-0.1	0.0	0.2	0.0
Sighting, tracking, and fire-control equipment, optical type.....		333310-41	-1.4	0.7	0.0	0.0	0.4	0.0
All other miscellaneous optical instruments and lenses (incl. binoculars and astronomical).....		333310-43	2.5	1.7	-0.1	-0.1	0.1	0.0
Commercial cooking and food warming equipment (incl. parts).....		333310-5	-0.5	0.0	0.0	0.0	0.1	-0.3
Other commercial and service industry machinery.....		333310-9	1.5	0.2	0.0	0.0	0.0	0.0
Commercial laundry and drycleaning machinery (incl. parts).....		333310-93	1.0	0.0	0.0	0.0	0.0	0.0
Commercial and industrial floor and carpet cleaning machines, ex. vacuum cleaners.....		333310-95	4.3	0.0	0.0	0.0	0.0	0.0
Electronic teaching machines, teaching aids, etc., (incl. kits).....		333310-97	-	0.0	0.0	0.0	0.0	-
All other parts and attachments for service industry equipment.....		333310-98	6.2	3.6	0.0	0.0	0.0	0.0
Other service industry equipment.....		333310-99	1.7	0.2	0.0	0.0	0.0	0.0
Secondary products and miscellaneous receipts.....		333310-SM						
Miscellaneous receipts.....		333310-M	1.3	0.0	0.0	0.0	0.0	0.4
Secondary products.....		333310-S	4.3	0.0	0.0	2.4	0.5	0.0
HVAC and commercial refrigeration equipment.....	3334		3.4	1.0	0.2	-0.2	0.0	1.4
HVAC and commercial refrigeration equipment.....	33341		3.4	1.0	0.2	-0.2	0.0	1.4
Fan, blower, air purification equipment mfg.....	333413		0.8	0.6	0.0	-0.4	0.0	0.0
Primary products.....		333413-P	1.3	0.6	0.0	0.0	0.0	0.0
Air purification equipment.....		333413-1	0.0	0.0	0.0	-0.1	0.0	0.0
Dust collection and other air purification equipment for industrial gas cleaning systems.....		333413-11	0.0	0.0	0.0	0.0	0.0	0.0
Dust collection and other air purification equipment for cleaning incoming air.....		333413-13	0.0	0.0	0.0	-0.1	0.0	0.0
Air filters for air-conditioners and furnaces, etc. of 2400 CFM or less, except parts.....		333413-131	1.5	0.0	0.0	0.0	0.0	0.0
Other dust collection and air purification equipment, except parts.....		333413-132	0.6	0.0	0.0	0.0	0.0	0.0
Parts for dust collection and air purification equipment.....		333413-133	-4.0	0.0	0.0	-0.4	0.0	0.0
Industrial and commercial fans and blowers.....		333413-2	2.9	1.3	0.0	0.0	0.0	0.0
Centrifugal blower filter units, and classes I-IV centrifugal fans, except parts.....		333413-22	1.5	0.0	0.0	0.0	0.0	0.0
Other centrifugal fans and blowers, except parts.....		333413-23	3.5	1.8	0.0	0.0	0.0	0.0
Parts and accessories for fans and blowers.....		333413-29	6.8	0.0	0.0	0.0	0.1	0.2
Secondary products and miscellaneous receipts.....		333413-SM						
Secondary products.....		333413-S	-7.3	0.0	0.0	0.0	0.0	0.0
Heating equipment (except warm air furnaces) mfg.....	333414		2.8	0.1	1.1	0.2	0.1	0.3
Primary products.....		333414-P	2.8	0.1	1.0	0.2	0.1	0.3
Other heating equipment, except electric (incl. parts for nonelectric equipment & oil burners).....		333414-D	2.9	0.2	0.4	0.3	0.1	0.0
Cast iron heating boilers, radiators, and convectors (except parts).....		333414-1	7.0	-	-	-	0.2	1.7
Domestic heating stoves (except electric and parts).....		333414-3	2.0	0.0	0.0	0.0	0.0	0.0
Floor and wall furnaces, unit heaters, infrared heaters, and mechanical stokers.....		333414-7	0.4	0.0	0.0	0.2	0.0	0.0
Secondary products and miscellaneous receipts.....		333414-SM						
Miscellaneous receipts.....		333414-M	-	-	-	-	0.0	0.0
Secondary products.....		333414-S	4.0	0.0	0.0	0.1	0.0	3.1

See footnotes at end of table.

Table 12. Producer price index percentage changes for the net output of selected industries and their products, not seasonally adjusted — Continued
[August 2024]

Title ¹	Industry code	Product code	Unadjusted 12-month percent change ²	Unadjusted 1-month percent change ²				
				Aug. 2023 to Aug. 2024 ^P	Mar. to Apr.	Apr. to May ^P	May to June ^P	June to July ^P
Air-conditioning, refrigeration, and forced air heating equipment mfg.	333415		3.9	1.1	0.1	-0.3	0.0	1.8
Primary products.....		333415-P	3.7	1.1	0.1	-0.3	0.0	1.7
Warm air furnaces, including duct furnaces and humidifiers, and electric comfort heating.....		333415-C	5.7	-0.1	-1.0	-0.6	-0.4	4.0
Parts and accessories for air conditioning and heat transfer equipment.....		333415-D	1.3	0.0	0.0	0.0	0.0	0.0
Unitary air-conditioners, except air source heat pumps.....		333415-E	7.2	3.0	0.2	-0.6	0.3	4.2
Heat pumps.....		333415-H	1.6	0.7	3.4	-2.8	-2.7	2.7
Heat transfer equipment (except elec dehumidifiers), mechanically refrigerated, self-contained.....		333415-2	3.0	0.7	0.0	0.2	-0.3	1.1
Commercial refrigerators and related equipment.....		333415-3	1.8	0.5	0.3	0.0	0.4	0.1
Refrigeration condensing units, all refrigerants, except ammonia (complete).....		333415-5	0.7	0.0	0.0	0.0	0.0	0.0
All other miscellaneous refrigeration and air-conditioning equipment.....		333415-9	4.0	0.0	0.0	0.0	0.0	0.0
Secondary products and miscellaneous receipts.....		333415-SM						
Miscellaneous receipts.....		333415-M	1.1	0.1	0.1	0.0	0.1	0.0
Metalworking machinery manufacturing.....	3335		4.2	0.5	0.2	0.2	0.2	0.0
Metalworking machinery manufacturing.....	33351		4.2	0.5	0.2	0.2	0.2	0.0
Industrial mold mfg.....	333511		6.1	0.0	0.0	0.1	0.0	0.1
Primary products.....		333511-P	6.6	0.0	0.0	0.0	0.0	0.0
Industrial molds and mold boxes.....		333511-0	6.6	0.0	0.0	0.0	0.0	0.0
Industrial injection-type molds made of metal for plastics.....		333511-05	-	0.0	0.0	-	-	-
Other industrial molds and mold boxes.....		333511-06	-	0.1	0.1	0.0	0.0	-
Secondary products and miscellaneous receipts.....		333511-SM						
Special tool, die, jig, and fixture mfg.....	333514		4.9	0.3	0.5	0.2	0.8	0.0
Primary products.....		333514-P	3.7	0.3	0.3	0.0	0.8	0.0
Special dies, tools, jigs, and fixtures.....		333514-0	3.7	0.3	0.3	0.0	0.8	0.0
Jigs and fixtures, including parts.....		333514-0A	1.9	0.2	0.0	0.0	0.2	0.0
Metalworking die and die sets.....		333514-0B	1.8	0.0	0.0	0.0	1.8	0.0
Standard punches, industrial prototypes, die parts & other special tooling for dies.....		333514-0C	6.3	0.5	0.6	0.0	0.7	0.0
Secondary products and miscellaneous receipts.....		333514-SM						
Miscellaneous receipts.....		333514-M	3.3	0.4	2.9	0.0	0.0	0.0
Secondary products.....		333514-S	17.3	0.0	0.0	2.4	1.7	0.0
Cutting tool and machine tool accessory mfg.....	333515		4.9	2.6	0.0	0.1	0.0	0.0
Primary products.....		333515-P	5.0	2.8	0.0	0.1	0.0	0.0
Cutting tools for machine tools and metalworking machinery.....		333515-4	5.3	3.3	0.0	0.1	0.0	0.0
Other cutting tools for machine tools, excluding tips and blanks.....		333515-41	7.1	5.0	0.0	0.1	0.0	0.0
End mills and milling cutters.....		333515-44	1.5	-0.4	0.0	0.1	-0.2	0.0
Threading tools, including blanks, tips and inserts.....		333515-45	1.0	0.0	0.0	0.0	0.0	0.0
Carbon and high-speed steel shank, solid, tipped carbide twist drills for machine tools.....		333515-48	2.0	0.0	0.0	0.0	0.0	0.0
Taps, carbide indexable, and throwaway inserts for machine tools.....		333515-49	2.8	0.0	0.0	0.0	0.0	0.6
Other attachments and accessories for machine tools and metalworking machinery.....		333515-5	3.0	0.0	0.0	0.1	0.0	0.0
Secondary products and miscellaneous receipts.....		333515-SM						
Secondary products.....		333515-S	7.5	0.0	0.0	0.6	0.0	0.0
Machine tool mfg.....	333517		2.7	0.0	0.2	0.0	0.0	0.2
Primary products.....		333517-P	2.2	0.0	0.1	0.0	0.0	0.2
Metal cutting machine tools.....		333517-2	0.4	0.0	0.2	0.0	0.0	0.0
Parts for metal cutting machine tools (sold separately) & rebuilt machine tools.....		333517-26	2.0	0.0	1.3	0.0	0.0	0.0
Metal machining centers (multifunction numerically controlled machines).....		333517-27	0.0	0.0	0.0	0.0	0.0	0.0
Other metal cutting machine tools.....		333517-2B	0.5	0.0	0.1	0.0	0.0	0.0
Metal forming machine tools.....		333517-3	9.9	0.0	0.0	0.0	0.0	1.1
Metal punching and shearing (power & manual), and bending and forming machines (power only).....		333517-31	-0.1	0.0	0.0	0.0	0.0	0.0
Parts for metal forming machine tools (sold separately) and rebuilt metal forming machine tools.....		333517-37	3.8	0.0	0.0	0.0	0.0	3.8
Secondary products and miscellaneous receipts.....		333517-SM						
Miscellaneous receipts.....		333517-M	-0.8	0.0	0.9	0.1	0.0	0.0
Secondary products.....		333517-S	21.6	0.1	0.0	0.0	0.0	0.0
Rolling mill and other metalworking machinery mfg.....	333519		1.7	0.0	0.0	0.4	0.0	-0.3
Primary products.....		333519-P	1.8	0.0	0.0	0.4	0.0	-0.4
Rolling mill and other metalworking machinery, including assembly machines.....		333519-0	1.8	0.0	0.0	0.4	0.0	-0.4
Secondary products and miscellaneous receipts.....		333519-SM						
Miscellaneous receipts.....		333519-M	1.4	0.5	0.0	1.2	0.0	0.0
Turbine and power transmission equipment mfg.....	3336		3.5	0.3	0.1	0.2	0.3	0.3

See footnotes at end of table.

Table 12. Producer price index percentage changes for the net output of selected industries and their products, not seasonally adjusted — Continued
 [August 2024]

Title ¹	Industry code	Product code	Unadjusted 12-month percent change ²	Unadjusted 1-month percent change ²				
				Aug. 2023 to Aug. 2024 ^P	Mar. to Apr.	Apr. to May ^P	May to June ^P	June to July ^P
Turbine and power transmission equipment mfg.	33361		3.5	0.3	0.1	0.2	0.3	0.3
Turbine and turbine generator set units mfg.	333611		4.1	0.6	0.3	0.4	0.5	0.6
Primary products.		333611-P	3.9	0.5	0.3	0.3	0.5	0.5
Turbines and turbine generator sets.		333611-0	3.9	0.5	0.3	0.3	0.5	0.5
Steam, gas, and other turbines and turbine generators.		333611-05	4.6	0.9	0.4	0.3	0.7	0.6
Parts & accessories for turbines, turbine generators, and turbine generator sets.		333611-07	0.0	0.0	0.0	0.0	0.0	0.0
Speed changer, drive, and gear mfg.	333612		2.9	-0.4	0.4	0.8	1.4	-0.1
Primary products.		333612-P	2.9	-0.4	0.4	0.8	1.4	-0.1
Gears, pinions, racks, and worms, sold separately.		333612-3	2.9	0.0	0.0	0.0	2.4	0.0
Speed changers, industrial high speed drives, and parts other than loose gearing.		333612-7	3.0	-0.8	0.8	1.5	0.6	-0.1
Secondary products and miscellaneous receipts.		333612-SM						
Secondary products.		333612-S	-	-	-	-	-	0.0
Mechanical power transmission equipment mfg.	333613		5.2	0.0	0.1	0.1	0.5	0.3
Primary products.		333613-P	5.3	0.0	0.1	0.1	0.4	0.3
Mechanical power transmission equipment, except speed changers, drives, & gears.		333613-3	5.8	0.0	0.1	0.1	0.5	0.3
Secondary products and miscellaneous receipts.		333613-SM						
Other engine equipment mfg.	333618		3.0	0.4	0.0	0.0	0.1	0.2
Primary products.		333618-P	3.0	0.4	0.0	0.0	0.1	0.2
Parts & accessories for internal combustion engines, ex. aircraft & gasoline automotive engines.		333618-F	2.8	1.6	0.0	0.0	0.0	0.0
Diesel, semidiesel, and dual-fuel engines (except automotive).		333618-3	2.8	0.0	0.0	0.0	0.0	0.0
Diesel, semidiesel, and dual-fuel engines for automobiles, trucks, and buses.		333618-5	3.4	0.2	0.0	0.0	0.0	0.0
Secondary products and miscellaneous receipts.		333618-SM						
Other general purpose machinery manufacturing.	3339		3.6	0.6	0.3	0.0	0.2	0.3
Pump and compressor manufacturing.	33391		3.8	0.3	0.4	0.0	0.5	0.2
Air and gas compressor mfg.	333912		4.0	0.1	1.1	-0.1	0.1	0.0
Primary products.		333912-P	3.9	0.1	1.1	-0.1	0.1	0.0
Air and gas compressors and vacuum pumps.		333912-1	3.3	0.1	0.4	0.0	0.1	0.0
Parts & attachments for air & gas compressors, ex. refrigeration, ice making, & a/c.		333912-6	0.4	0.0	0.0	-1.2	0.0	0.0
Secondary products and miscellaneous receipts.		333912-SM						
Miscellaneous receipts.		333912-M	2.6	0.0	0.0	0.0	0.0	0.0
Measuring, dispensing, and other pumping equipment mfg.	333914		3.8	0.3	0.0	0.0	0.8	0.3
Primary products.		333914-P	4.0	0.3	0.0	0.0	0.9	0.4
Pumps and pumping equipment, excluding measuring and dispensing pumps.		333914-1	4.0	0.4	0.0	0.0	0.9	0.4
Pumps and pumping equipment, complete, excluding measuring and dispensing pumps.		333914-11	4.4	0.3	0.0	0.0	1.0	0.4
Domestic water systems.		333914-111	-	0.0	0.0	0.0	0.0	-
Oil-well and oil-field pumps, except boiler feed.		333914-113	0.4	0.0	0.0	0.0	0.0	0.0
Industrial pumps, excluding hydraulic fluid power pumps, automatic circulating pumps, etc.		333914-114	4.1	0.3	0.0	0.0	1.4	0.0
Other pumps, except automotive circulating pumps, and measuring and dispensing pumps.		333914-115	5.9	0.0	0.0	0.0	0.0	2.0
Parts and attachments for pumps and pumping equipment, excluding measuring and dispensing.		333914-15	2.0	1.0	0.0	0.0	0.0	0.0
Secondary products and miscellaneous receipts.		333914-SM						
Miscellaneous receipts.		333914-M	1.5	0.2	0.0	0.2	0.0	0.0
Secondary products.		333914-S	0.4	0.3	0.0	0.0	0.4	0.0
Material handling equipment manufacturing.	33392		3.2	1.2	0.1	0.1	0.0	0.0
Elevator and moving stairway mfg.	333921		1.3	0.0	-0.1	0.0	0.0	0.0
Primary products.		333921-P	1.4	0.0	-0.1	0.0	0.0	0.0
Elevators and moving stairways.		333921-1	1.9	0.0	0.0	0.0	0.0	0.0
Parts and attachments for elevators and moving stairways (sold separately).		333921-3	-1.0	0.0	-0.4	-0.2	0.0	-0.2
Secondary products and miscellaneous receipts.		333921-SM						
Conveyor and conveying equipment mfg.	333922		8.0	3.6	0.4	0.2	0.1	0.1
Primary products.		333922-P	7.8	3.6	0.3	0.3	0.1	0.1
Unit handling conveyors and conveying systems.		333922-1	8.6	7.2	-0.1	0.3	0.1	0.0
Unit handling gravity and trolley conveyors and conveying systems.		333922-12	13.8	11.3	0.0	0.5	0.0	0.0
Unit handling tow, belt, roller, pneumatic, portable, carousel, and other nonbelt conveyors.		333922-14	0.6	1.0	-0.2	0.0	0.2	0.0
Parts and accessories for unit handling conveyors and conveying systems, sold separately.		333922-7	2.2	1.8	0.2	0.0	0.0	0.0

See footnotes at end of table.

Table 12. Producer price index percentage changes for the net output of selected industries and their products, not seasonally adjusted — Continued
 [August 2024]

Title ¹	Industry code	Product code	Unadjusted 12-month percent change ²	Unadjusted 1-month percent change ²				
				Aug. 2023 to Aug. 2024 ^P	Mar. to Apr.	Apr. to May ^P	May to June ^P	June to July ^P
Conveyor and conveying equipment mfg - Continued								
Bulk material handling conveyors and conveying systems.....		333922-8	9.5	0.2	0.6	0.0	0.2	0.2
Parts and accessories for bulk material handling conveyors and conveying systems.....		333922-9	2.9	0.0	0.5	0.9	0.0	0.0
Secondary products and miscellaneous receipts.....		333922-SM						
Miscellaneous receipts.....		333922-M	16.9	3.0	7.5	0.0	0.4	4.0
Secondary products.....		333922-S	13.2	10.8	0.0	0.0	0.0	0.0
Overhead cranes, hoists and monorail systems mfg.....	333923		1.1	0.2	-0.1	0.0	0.1	0.0
Primary products.....		333923-P	1.2	0.2	-0.1	0.0	0.0	0.0
Hoists and parts and attachments for hoists (sold separately).....		333923-1	2.9	1.0	0.0	0.0	0.1	0.0
Overhead traveling cranes and monorail systems, including parts and attachments sold separately.....		333923-3	1.9	0.0	-0.6	0.0	0.0	0.0
Winches, aerial work platforms, and automotive wrecker hoists, including parts and attachments.....		333923-7	0.4	0.0	0.0	0.0	0.0	0.0
Secondary products and miscellaneous receipts.....		333923-SM						
Secondary products.....		333923-S	-3.9	0.2	0.0	0.0	0.0	0.0
Industrial truck, trailer, and stacker mfg.....	333924		0.5	0.0	0.0	0.0	0.0	0.0
Primary products.....		333924-P	0.5	0.0	0.0	0.0	0.0	0.0
Industrial trucks, tractors, mobile straddle carriers & cranes, & automatic stacking machines.....		333924-2	0.2	0.0	0.0	-0.1	0.0	0.0
Work trucks with lifting & handling equipment, operator riding, electric, self-propelled.....		333924-21	3.6	0.0	0.0	0.0	-0.2	0.0
Work trucks, not fitted with lifting and handling equipment.....		333924-25	-0.8	0.0	0.0	-0.1	0.0	0.0
Bulk powered material moving equipment, dock boards and metal pallets and skids.....		333924-26	-1.3	0.1	0.0	0.0	0.0	0.0
Other work trucks with lifting & handling equipment, non-riding electric or any non-electric.....		333924-27	0.2	0.0	0.0	-0.1	0.0	0.0
Parts and attachments for industrial trucks and tractors (sold separately).....		333924-3	1.9	0.0	0.0	0.0	0.0	0.0
Secondary products and miscellaneous receipts.....		333924-SM						
Secondary products.....		333924-S	-5.3	0.5	0.0	0.0	0.0	0.3
All other general purpose machinery mfg.....	333999		3.8	0.3	0.5	0.1	0.0	0.4
Power-driven handtool mfg.....	333991		2.7	0.0	3.3	0.0	0.1	0.0
Primary products.....		333991-P	2.8	0.0	3.4	0.0	0.1	0.0
Power-driven handtools, pneumatic, hydraulic, and powder-actuated.....		333991-6	3.3	0.0	3.9	0.0	0.1	0.0
Power-driven handtools, electric (except battery powered), including parts.....		333991-9	2.3	0.0	2.4	0.0	0.0	0.0
Secondary products and miscellaneous receipts.....		333991-SM						
Welding and soldering equipment mfg.....	333992		3.6	0.0	0.0	0.3	0.0	0.1
Primary products.....		333992-P	3.6	0.0	0.0	0.3	0.0	0.1
Other welding equipment, components, and accessories (excluding arc, resistance, and gas).....		333992-A	0.9	0.0	0.0	0.0	0.0	0.7
Arc welding machines, components, and accessories, excluding electrodes and stud welding equip.....		333992-1	4.3	0.0	0.0	0.0	0.0	0.0
Resistance welders, components, accessories, and electrodes.....		333992-7	5.4	0.0	0.0	3.2	0.0	0.0
Gas welding and cutting equipment, parts, attachments, and accessories.....		333992-9	2.4	0.0	-0.5	0.0	0.0	0.0
Secondary products and miscellaneous receipts.....		333992-SM						
Miscellaneous receipts.....		333992-M	-2.6	0.0	-2.2	0.0	0.0	0.0
Packaging machinery mfg.....	333993		6.6	0.5	0.0	0.0	0.0	2.5
Primary products.....		333993-P	6.8	0.5	0.0	0.0	0.0	2.6
Packing, packaging, and bottling machinery, excluding parts.....		333993-1	6.4	0.5	0.0	0.0	0.0	2.7
Parts for packing, packaging, and bottling machinery.....		333993-5	7.9	0.5	0.0	0.0	0.0	2.4
Secondary products and miscellaneous receipts.....		333993-SM						
Industrial process furnace and oven mfg.....	333994		3.8	0.5	1.7	0.0	0.0	0.6
Primary products.....		333994-P	3.9	0.3	2.3	0.0	0.0	0.5
Industrial process furnaces & ovens, & industrial electrical heating equipment.....		333994-0	3.9	0.3	2.3	0.0	0.0	0.5
Industrial process furnaces & ovens, & industrial electrical heating equipment, except parts.....		333994-0A	3.4	0.8	0.6	0.1	0.0	0.6
Parts and attachments for industrial process furnaces and ovens.....		333994-0B	5.3	-1.0	7.1	0.0	0.0	0.5
Secondary products and miscellaneous receipts.....		333994-SM						
Miscellaneous receipts.....		333994-M	4.4	0.0	1.3	0.1	0.0	0.7
Fluid power cylinder and actuator mfg.....	333995		4.6	0.0	0.9	0.0	0.0	0.9
Primary products.....		333995-P	5.2	0.0	1.1	0.0	0.0	1.1
Nonaerospace-type hydraulic & all aerospace fluid power cylinders & actuators, linear & rotary.....		333995-2	4.1	0.0	0.2	0.0	0.0	0.2
Parts for hydraulic & pneumatic fluid power cylinders & actuators, incl accumulators & cushions.....		333995-8	9.7	0.0	3.6	0.0	0.0	3.6
Secondary products and miscellaneous receipts.....		333995-SM						

See footnotes at end of table.

Table 12. Producer price index percentage changes for the net output of selected industries and their products, not seasonally adjusted — Continued
 [August 2024]

Title ¹	Industry code	Product code	Unadjusted 12-month percent change ²	Unadjusted 1-month percent change ²				
				Aug. 2023 to Aug. 2024 ^P	Mar. to Apr.	Apr. to May ^P	May to June ^P	June to July ^P
Fluid power cylinder and actuator mfg - Continued								
Secondary products.....		333995-S	—	0.2	0.0	0.0	0.0	0.0
Fluid power pump and motor mfg.....	333996		3.0	1.1	0.0	0.2	0.0	0.0
Primary products.....		333996-P	3.1	1.2	0.0	0.2	0.0	0.0
Fluid power pumps and motors, including parts.....		333996-0	3.1	1.2	0.0	0.2	0.0	0.0
Secondary products and miscellaneous receipts.....		333996-SM						
Secondary products.....		333996-S2	—	—	—	—	—	—
All other miscellaneous general purpose machinery mfg.....	333998		3.0	0.2	0.0	0.0	0.1	-0.2
Primary products.....		333998-P	2.9	0.2	0.0	-0.1	0.1	-0.2
Scale and balance mfg.....		333998-7	1.1	0.0	0.0	0.0	0.1	0.0
Retail, commercial, household, and mailing scales and balances.....		333998-74	3.6	0.0	0.0	0.0	0.3	0.0
Parts, attachments, and accessories for scales and balances.....		333998-76	2.1	0.0	0.1	0.0	0.4	0.0
Vehicle and industrial scales.....		333998-77	0.7	0.0	0.0	0.0	0.0	0.0
Motor truck and railroad track scales.....		333998-771	0.6	0.0	0.0	0.0	0.0	0.0
Industrial scales (including automatic checkweigher and bulkweigher scales).....		333998-772	1.1	0.0	0.0	0.0	0.1	0.0
Miscellaneous non-vehicle scales (crane, susp, tank, hopper, meas. devices, lab, bulk conveyor).....		333998-773	—	—	0.0	0.0	0.0	0.0
All other miscellaneous general purpose machinery mfg.....		333998-9	3.0	0.2	0.0	-0.1	0.1	-0.3
Filters and strainers, except fluid power.....		333998-91	2.2	-0.3	-0.1	0.3	-0.4	0.0
Industrial filters and strainers and reusable media, except fluid power.....		333998-911	1.3	-0.4	-0.1	0.4	-0.4	0.0
Nonreusable media for filters and strainers, except fluid power.....		333998-912	7.2	0.0	0.0	0.0	0.0	0.0
Parts and accessories for filters and strainers, except fluid power.....		333998-913	4.1	0.0	0.0	0.2	-0.1	0.2
All other miscellaneous general industrial machinery.....		333998-97	1.3	0.4	0.0	-0.2	0.2	-0.4
Secondary products and miscellaneous receipts.....		333998-SM						
Miscellaneous receipts.....		333998-M	5.6	0.7	0.0	0.7	0.0	0.0
Secondary products.....		333998-S	2.3	0.0	0.0	0.0	0.0	0.6
Computer & electronic product mfg.....	334		2.0	0.3	0.0	-0.1	-0.2	-0.1
Computer & peripheral equipment mfg.....	3341		-2.3	0.4	-0.7	-0.1	-1.6	-0.7
Computer & peripheral equipment mfg.....	33411		-2.3	0.4	-0.7	-0.1	-1.6	-0.7
Electronic computer mfg.....	334111		-5.2	0.9	-1.1	0.2	-3.7	-1.6
Primary products.....		334111-P	-5.9	1.1	-1.2	0.2	-4.2	-1.8
Host computers, multiusers (mainframes, medium-scale systems, UNIX and PC servers).....		334111-5	-7.2	1.2	-1.4	0.2	-5.1	-2.2
Single user computers, microprocessor based, general purpose.....		334111-7	0.7	0.5	-0.2	0.1	0.0	0.1
Portable computers, laptops, tablets and other single user computers.....		334111-72	-1.4	0.0	-0.4	0.2	-0.2	0.1
Personal computers and workstations (excluding portable computers).....		334111-73	1.6	0.6	-0.1	0.1	0.1	0.0
Secondary products and miscellaneous receipts.....		334111-SM						
Computer storage device mfg.....	334112		-0.5	0.0	-1.2	-0.6	0.0	0.0
Primary products.....		334112-P	-0.5	0.0	-1.2	-0.6	0.0	0.0
Computer storage devices (except parts, attachments and accessories).....		334112-1	-0.5	0.0	-1.2	-0.6	0.0	0.0
Secondary products and miscellaneous receipts.....		334112-SM						
Computer terminal and other computer peripheral equipment mfg.....	334118		0.2	0.1	0.1	0.0	0.0	0.0
Primary products.....		334118-P	0.1	0.1	0.0	0.0	0.0	0.0
Computer terminals (including POS and funds-transfer devices) and other computer peripherals.....		334118-D	0.2	0.1	0.0	0.0	0.0	0.0
Secondary products and miscellaneous receipts.....		334118-SM						
Miscellaneous receipts.....		334118-M	—	—	—	0.0	0.0	0.0
Secondary products.....		334118-S	3.9	0.0	3.1	0.0	0.0	0.0
Communications equipment mfg.....	3342		2.4	0.1	0.1	0.2	0.2	0.0
Telephone apparatus mfg.....	33421		0.2	0.0	0.1	0.0	0.0	0.0
Telephone apparatus mfg.....	334210		0.2	0.0	0.1	0.0	0.0	0.0
Primary products.....		334210-P	0.3	0.0	0.1	0.0	0.0	0.0
Telephone and wireline data networking equipment.....		334210-0	0.3	0.0	0.1	0.0	0.0	0.0
Secondary products and miscellaneous receipts.....		334210-SM						
Radio/TV broadcast & wireless comm equip mfg.....	33422		2.4	0.0	0.0	0.0	0.0	-0.1
Broadcast and wireless communications equipment mfg.....	334220		2.4	0.0	0.0	0.0	0.0	-0.1
Primary products.....		334220-P	2.3	0.0	0.0	0.0	0.0	-0.1
Broadcast, studio, and related electronic equipment.....		334220-2	—	0.2	0.0	—	—	—
Radio station equipment.....		334220-5	4.4	-1.0	0.4	0.2	0.0	0.0
Other broadcast and wireless communications systems and equipment.....		334220-9	2.1	0.1	0.0	0.0	0.0	0.0
Secondary products and miscellaneous receipts.....		334220-SM						

See footnotes at end of table.

Table 12. Producer price index percentage changes for the net output of selected industries and their products, not seasonally adjusted — Continued
 [August 2024]

Title ¹	Industry code	Product code	Unadjusted 12-month percent change ²	Unadjusted 1-month percent change ²				
				Aug. 2023 to Aug. 2024 ^P	Mar. to Apr.	Apr. to May ^P	May to June ^P	June to July ^P
Other communications equipment mfg.	33429		5.5	0.3	0.3	1.3	1.7	0.2
Other communications equipment mfg.	334290		5.4	0.3	0.3	1.3	1.7	0.2
Primary products.		334290-P	5.9	0.3	0.4	1.5	1.8	0.1
Alarm systems, including electric sirens and horns.		334290-1	4.9	0.5	0.0	0.0	2.6	0.0
Intercommunications systems, incl inductive paging systems, excl telephone & telegraph.		334290-3	9.5	0.0	-0.1	4.6	0.0	4.3
Secondary products and miscellaneous receipts.		334290-SM						
Secondary products.		334290-S	—	0.0	5.3	1.7	—	—
Audio & video equipment mfg.	3343		2.2	0.0	-0.4	0.0	0.0	0.0
Audio and video equipment mfg.	33431		2.2	0.0	-0.4	0.0	0.0	0.0
Audio and video equipment mfg.	334310		2.2	0.0	-0.4	0.0	0.0	0.0
Primary products.		334310-P	1.9	0.0	-0.5	0.0	0.0	0.0
Speakers and commercial sound equipment.		334310-4	3.5	0.0	-0.9	0.0	0.0	0.0
Other consumer audio and video equipment.		334310-5	0.0	0.0	0.0	0.0	0.0	0.0
Secondary products and miscellaneous receipts.		334310-SM						
Miscellaneous receipts.		334310-M	13.8	0.0	1.8	0.0	0.0	0.0
Semiconductor and other electronic component mfg.	3344		-0.3	0.3	-0.2	-0.8	-1.0	-0.3
Semiconductor and other electronic component mfg.	33441		-0.3	0.3	-0.2	-0.8	-1.0	-0.3
Bare printed circuit board mfg.	334412		7.8	0.0	0.0	0.0	0.0	3.3
Primary products.		334412-P	6.4	0.0	0.0	0.0	0.0	3.3
Bare printed circuit boards.		334412-0	6.4	0.0	0.0	0.0	0.0	3.3
Secondary products and miscellaneous receipts.		334412-SM2						
Semiconductor and related device mfg.	334413		-5.4	0.6	-0.2	-1.9	-2.9	-1.3
Primary products.		334413-P	-5.4	0.6	-0.2	-1.8	-2.7	-1.4
Other semiconductor devices, incl. transistors, diodes, and semiconductor parts such as wafers.		334413-A	0.3	1.0	0.1	0.0	0.0	-3.2
Integrated circuit packages.		334413-1	—	0.3	-0.4	—	—	—
Secondary products and miscellaneous receipts.		334413-SM						
Electronic connector mfg.	334417		2.4	0.7	-0.5	0.2	0.0	0.0
Primary products.		334417-P	2.4	0.8	-0.6	0.3	0.0	0.0
Electronic connectors, including parts.		334417-0	2.4	0.8	-0.6	0.3	0.0	0.0
Secondary products and miscellaneous receipts.		334417-SM						
Secondary products.		334417-S1	0.9	0.0	0.0	0.0	0.0	0.0
Printed circuit assembly mfg.	334418		3.1	-0.4	-0.4	-0.2	2.4	0.5
Primary products.		334418-P	3.1	-0.5	-0.4	-0.2	2.6	0.6
Printed circuit assemblies, loaded boards, modules, and consumer external modems.		334418-9	3.1	-0.5	-0.4	-0.2	2.6	0.6
Secondary products and miscellaneous receipts.		334418-SM						
Other electronic component mfg.	334419		5.2	0.0	0.1	0.6	0.0	0.0
Primary products.		334419-P	3.0	0.0	0.0	1.1	0.0	0.0
Other electronic components.		334419-0	3.0	0.0	0.0	1.1	0.0	0.0
Secondary products and miscellaneous receipts.		334419-SM						
Secondary products.		334419-S	1.2	0.0	2.3	0.1	0.0	-1.4
Capacitor, resistor, coil, transformer, and other inductor mfg.	33441K		5.6	0.1	0.0	0.0	0.4	0.0
Primary products.		33441K-P	5.6	0.0	0.0	0.0	0.4	0.0
Capacitors for electronic circuitry.		33441K-4	2.3	0.0	0.0	0.0	0.0	0.0
Electronic coils, transformers, and other inductors.		33441K-6	5.9	0.0	0.0	0.1	0.8	0.0
Secondary products and miscellaneous receipts.		33441K-SM						
Nav/measuring/medical/control instruments mfg.	3345		3.6	0.3	0.1	0.2	0.3	0.0
Nav/measuring/medical/control instruments mfg.	33451		3.6	0.3	0.1	0.2	0.3	0.0
Electromedical apparatus mfg.	334510		1.8	0.0	0.0	0.0	1.0	0.0
Primary products.		334510-P	1.0	0.0	0.0	0.0	0.4	0.0
Electromedical equipment, excluding ionizing radiation equipment.		334510-2	1.1	0.0	0.0	0.0	0.4	0.0
Secondary products and miscellaneous receipts.		334510-SM						
Miscellaneous receipts.		334510-M	4.1	0.0	0.0	0.0	0.0	0.0
Search, detection, and navigation instruments.	334511		5.2	0.6	0.0	0.0	0.0	0.0
Primary products.		334511-P	5.2	0.5	0.0	0.0	0.0	0.0
Aeronautical, nautical & navigational instruments, not sending or receiving radio signals.		334511-1	2.2	2.1	0.0	0.0	0.0	0.0
Search, detection, navigation, and guidance systems and equipment.		334511-3	6.0	0.0	0.0	0.0	0.0	0.0
Secondary products and miscellaneous receipts.		334511-SM						

See footnotes at end of table.

Table 12. Producer price index percentage changes for the net output of selected industries and their products, not seasonally adjusted — Continued
 [August 2024]

Title ¹	Industry code	Product code	Unadjusted 12-month percent change ²	Unadjusted 1-month percent change ²				
			Aug. 2023 to Aug. 2024 ^P	Mar. to Apr.	Apr. to May ^P	May to June ^P	June to July ^P	July to Aug. ^P
Automatic environmental control mfg.	334512		1.8	0.0	0.3	0.6	1.3	0.0
Primary products.		334512-P	1.8	0.0	0.3	0.7	1.5	0.0
Automatic environmental controls for monitoring residential, commercial, and appliance use.		334512-0	1.8	0.0	0.3	0.7	1.5	0.0
Secondary products and miscellaneous receipts.		334512-SM						
Miscellaneous receipts.		334512-M	0.0	0.0	0.0	0.0	0.0	0.0
Industrial process variable instruments.	334513		6.3	0.4	0.0	2.1	0.0	0.0
Primary products.		334513-P	5.3	0.4	0.0	0.8	0.0	0.0
Process control instruments.		334513-0	5.3	0.4	0.0	0.8	0.0	0.0
Secondary products and miscellaneous receipts.		334513-SM						
Miscellaneous receipts.		334513-M	20.6	0.0	0.0	22.5	0.0	0.0
Totalizing fluid meters and counting devices mfg.	334514		0.2	0.2	0.7	0.2	0.1	0.0
Primary products.		334514-P	0.0	0.2	0.8	0.1	0.2	0.0
Integrating and totalizing fluid meters, counting devices, and motor vehicle instruments.		334514-0	0.0	0.2	0.8	0.1	0.2	0.0
Secondary products and miscellaneous receipts.		334514-SM						
Secondary products.		334514-S	2.0	0.7	0.8	0.5	0.0	0.0
Electricity and signal testing instruments mfg.	334515		4.5	1.1	0.6	0.1	1.0	0.1
Primary products.		334515-P	3.4	0.6	0.7	0.1	0.5	0.2
Test equipment for testing electrical, radio, and communication circuits, and motors.		334515-4	3.4	0.6	0.7	0.1	0.5	0.2
Secondary products and miscellaneous receipts.		334515-SM						
Analytical laboratory instrument mfg.	334516		2.4	-0.1	0.1	-0.1	0.0	-0.5
Primary products.		334516-P	2.4	-0.1	0.1	-0.1	0.0	-0.5
Analytical and scientific instruments, excluding optical.		334516-0	2.4	-0.1	0.1	-0.1	0.0	-0.5
Secondary products and miscellaneous receipts.		334516-SM						
Irradiation apparatus mfg.	334517		0.8	0.0	0.0	0.0	0.0	0.1
Primary products.		334517-P	0.8	0.0	0.0	0.0	0.0	0.0
Irradiation (ionizing radiation) equipment.		334517-0	0.8	0.0	0.0	0.0	0.0	0.0
Secondary products and miscellaneous receipts.		334517-SM						
Other measuring and controlling device mfg.	334519		3.3	-0.2	-0.1	0.0	0.0	0.9
Primary products.		334519-P	3.3	-0.2	-0.1	0.0	0.1	0.8
Physical properties testing & inspection equipment and kinematic testing & measuring equipment.		334519-4	2.4	0.0	0.0	0.0	0.0	1.2
Nuclear radiation detection and monitoring instruments.		334519-5	3.0	0.0	0.0	0.0	0.5	0.0
Commercial, geophysical, meteorological, and general-purpose instruments and equipment.		334519-7	3.5	-0.9	0.0	0.0	0.0	0.8
Secondary products and miscellaneous receipts.		334519-SM						
Miscellaneous receipts.		334519-M	4.0	0.0	0.0	0.0	0.0	3.7
Manufacturing and reproducing magnetic and optical media.	3346		0.6	0.4	0.4	0.0	0.0	0.0
Manufacturing and reproducing magnetic and optical media.	33461		0.6	0.4	0.4	0.0	0.0	0.0
Manufacturing and reproducing magnetic and optical media.	334610		0.6	0.4	0.4	0.0	0.0	0.0
Primary products.		334610-P	0.6	0.4	0.4	0.0	0.0	0.0
Electrical equipment and appliance mfg.	335		2.2	0.1	0.3	0.4	0.1	0.2
Electric lighting equipment mfg.	3351		2.2	0.0	0.5	0.1	0.0	0.2
Electric lighting equipment mfg.	33513		2.2	0.0	0.5	0.1	0.0	0.2
Residential electric lighting fixture mfg.	335131		0.4	0.0	0.6	0.0	0.0	0.0
Primary products.		335131-P	-0.1	0.0	0.2	0.0	0.0	0.0
Residential-type electric lighting fixtures (except portable), including parts and accessories.		335131-1	-0.2	0.0	0.3	0.0	0.0	0.0
Secondary products and miscellaneous receipts.		335131-SM						
Nonresidential electric lighting fixture mfg.	335132		4.0	-0.1	0.9	0.2	0.0	0.3
Primary products.		335132-P	3.5	-0.1	1.0	0.2	0.0	0.2
Commercial and institutional-type electric lighting fixtures, including parts and accessories.		335132-1	4.2	-0.1	1.2	0.3	0.0	0.2
Industrial-type electric lighting fixtures, including parts and accessories.		335132-5	—	0.0	0.0	0.0	0.0	—
Secondary products and miscellaneous receipts.		335132-SM						
Other lighting equipment, including lamps and bulbs mfg.	335139		0.6	0.0	0.0	0.0	0.0	0.0
Primary products.		335139-P	0.6	0.0	0.0	0.0	0.0	0.0
Electric lamp bulb, tubes, and components.		335139-1	0.5	0.0	0.0	0.0	0.0	0.0
Outdoor lighting equipment (including parts and accessories).		335139-2	0.0	0.0	0.0	0.0	0.0	0.0
Secondary products and miscellaneous receipts.		335139-SM						

See footnotes at end of table.

Table 12. Producer price index percentage changes for the net output of selected industries and their products, not seasonally adjusted — Continued
 [August 2024]

Title ¹	Industry code	Product code	Unadjusted 12-month percent change ²	Unadjusted 1-month percent change ²				
				Aug. 2023 to Aug. 2024 ^P	Mar. to Apr.	Apr. to May ^P	May to June ^P	June to July ^P
Household appliance mfg.	3352		1.5	0.2	0.1	-0.5	0.1	1.1
Small electrical appliance mfg.	33521		0.0	0.2	0.1	-0.1	0.0	0.0
Small electrical appliance mfg.	335210		0.0	0.2	0.1	-0.1	0.0	0.0
Primary products.		335210-P	-0.1	0.2	0.1	-0.2	0.0	0.0
Parts and attachments for small electric household appliances, including fan parts.		335210-5	1.6	0.0	0.0	0.0	0.0	0.0
Household vacuum cleaners and other floor care machines (including parts and attachments).		335210-6	1.2	0.8	0.2	-0.8	-0.2	0.0
Other small electric household appliances, including fans.		335210-7	-0.5	0.0	0.0	0.0	0.0	0.0
Secondary products and miscellaneous receipts.		335210-SM						
Secondary products.		335210-S	8.7	0.1	0.1	1.4	0.0	0.0
Major household appliance mfg.	33522		1.7	0.2	0.2	-0.6	0.1	1.3
Major household appliance mfg.	335220		1.7	0.2	0.2	-0.6	0.1	1.3
Primary products.		335220-P	1.6	0.1	0.2	-0.6	0.1	1.4
Household cooking appliances.		335220-1	0.9	-0.5	0.4	-1.6	0.2	1.7
Electric household ranges, ovens (including microwave), surface cooking units, and equipment.		335220-11	-0.9	-0.7	0.9	-3.5	1.1	0.2
Gas household ranges, ovens, surface cooking units, and equipment (incl. parts and accessories).		335220-13	1.1	-0.5	1.0	-1.5	0.2	0.7
Other household ranges and cooking equipment, including outdoor equipment.		335220-15	4.4	-0.2	-1.6	2.1	-1.8	6.4
Household refrigerators and home freezers.		335220-2	0.6	0.2	-0.2	0.1	0.1	0.5
Household refrigerators, including combination refrigerator-freezers.		335220-21	0.6	0.2	-0.2	0.1	0.0	0.7
Other major household appliances.		335220-8	3.7	0.8	0.3	0.2	0.0	1.8
Household water heaters, electric, for permanent installation.		335220-81	4.0	2.0	0.0	0.0	0.0	0.0
Household water heaters, excluding electric.		335220-83	3.3	1.7	0.0	0.0	0.0	0.0
Secondary products and miscellaneous receipts.		335220-SM						
Miscellaneous receipts.		335220-M	0.0	0.0	0.0	0.0	0.0	0.0
Electrical equipment mfg.	3353		5.2	0.1	0.3	1.2	0.3	0.0
Electrical equipment mfg.	33531		5.2	0.1	0.3	1.2	0.3	0.0
Electric power and specialty transformer mfg.	335311		2.6	-1.0	0.0	0.6	0.1	0.0
Primary products.		335311-P	2.6	-1.0	0.0	0.6	0.1	0.0
Secondary products and miscellaneous receipts.		335311-SM						
Motor and generator mfg.	335312		1.7	0.0	0.0	0.1	0.0	0.0
Primary products.		335312-P	1.5	0.0	0.0	0.0	0.0	0.0
Parts, supplies for motors, generators, generator sets, and other rotating equipment.		335312-C	4.3	0.0	0.0	0.0	0.0	0.0
Other motors and generators n.e.c.		335312-F	0.0	0.0	0.0	0.0	0.0	0.0
Fractional horsepower motors (rated at less than 746 watts) (except hermetics). ...		335312-1	0.9	0.0	0.0	0.0	0.0	0.0
Integral horsepower motors & generators other than for land transport equipment (exc hermetics).		335312-3	2.5	0.0	0.0	0.0	0.0	0.0
Secondary products and miscellaneous receipts.		335312-SM						
Miscellaneous receipts.		335312-M	0.4	0.0	0.0	0.0	-0.1	0.0
Secondary products.		335312-S	7.6	0.1	0.4	1.0	0.3	0.0
Switchgear and switchboard apparatus mfg.	335313		8.5	0.2	0.9	1.9	0.5	0.0
Primary products.		335313-P	8.6	0.2	1.0	2.0	0.6	0.0
Switchgear, excluding ducts and relays.		335313-A	11.8	0.2	1.3	3.2	1.0	0.0
Low voltage panelboards and distribution boards, 1000 volts or less.		335313-3	3.7	0.0	1.1	0.5	0.0	0.0
Secondary products and miscellaneous receipts.		335313-SM						
Relay and industrial control mfg.	335314		5.8	0.7	0.0	1.6	0.3	0.0
Primary products.		335314-P	5.0	0.2	0.0	1.7	0.1	0.0
Specific-purpose industrial controls.		335314-C	3.0	0.1	0.0	2.3	0.3	0.0
General-purpose industrial controls.		335314-F	6.9	0.1	0.0	2.1	0.0	0.0
Parts for industrial controls and motor-control accessories.		335314-7	4.8	1.0	0.0	0.6	0.8	0.0
Secondary products and miscellaneous receipts.		335314-SM						
Miscellaneous receipts.		335314-M	17.8	8.6	0.0	0.0	2.8	0.0
Other electrical equipment & component mfg.	3359		0.3	0.2	0.4	0.3	0.1	-0.1
Storage battery mfg.	33591		-0.2	-0.3	-0.1	0.1	0.1	0.3
Battery mfg.	335910		-0.2	-0.3	-0.1	0.1	0.1	0.3
Primary products.		335910-P	-0.2	-0.3	-0.1	0.1	0.1	0.3
Storage batteries.		335910-1	0.0	-0.4	0.0	0.0	0.1	0.3
Storage batteries, lead acid type, BCI dimensional size group 8D or smaller. ...		335910-11	0.5	-0.6	0.0	0.0	0.2	0.5
Storage batteries, lead acid type, larger than BCI dimensional size group 8D. ...		335910-12	-2.1	0.0	0.0	0.0	0.0	0.0

See footnotes at end of table.

Table 12. Producer price index percentage changes for the net output of selected industries and their products, not seasonally adjusted — Continued
 [August 2024]

Title ¹	Industry code	Product code	Unadjusted 12-month percent change ²	Unadjusted 1-month percent change ²					
				Aug. 2023 to Aug. 2024 ^P	Mar. to Apr.	Apr. to May ^P	May to June ^P	June to July ^P	July to Aug. ^P
Battery mfg - Continued									
Secondary products and miscellaneous receipts.....		335910-SM							
Secondary products.....		335910-S	1.5	0.0	0.0	0.0	0.0	0.0	0.0
Communication & energy wire & cable mfg.....	33592		0.0	0.8	1.3	1.0	0.3	-0.5	
Fiber optic cable mfg.....	335921		-7.7	0.0	0.0	0.1	0.3	0.0	
Primary products.....		335921-P	-7.7	0.0	0.0	0.1	0.3	0.0	
Fiber optic cable, made from purchased fiber optic strand.....		335921-0	-7.7	0.0	0.0	0.1	0.3	0.0	
Secondary products and miscellaneous receipts.....		335921-SM							
Other communication and energy wire mfg.....	335929		1.8	1.0	1.5	1.2	0.3	-0.7	
Primary products.....		335929-P	2.0	1.0	1.5	1.2	0.4	-0.6	
Electronic wire and cable, made of nonferrous metals (purchased wire).....		335929-A	6.8	0.2	1.8	1.4	0.0	-2.5	
Other insulated wire & cable, incl control & signal, made of nonferrous metals (purchased wire).....		335929-F	8.6	0.3	0.7	1.9	1.7	-0.4	
Power wire and cable, made from nonferrous metals (purchased wire).....		335929-1	-5.3	0.2	1.9	1.0	0.1	0.9	
Secondary products and miscellaneous receipts.....		335929-SM							
Wiring device mfg.....	33593		-0.3	-0.1	0.3	0.0	-0.1	-0.2	
Current-carrying wiring device mfg.....	335931		0.6	0.1	0.4	0.1	0.0	-0.4	
Primary products.....		335931-P	0.5	0.1	0.4	0.1	0.0	-0.5	
Current-carrying wiring devices n.e.c.....		335931-A	-1.1	0.1	0.2	-0.4	0.3	-0.6	
Current-carrying switches for electrical circuitry (including vehicular switches).....		335931-1	0.6	0.4	-1.3	0.4	0.4	0.1	
Current-carrying wire connectors for electrical circuitry.....		335931-9	5.5	-0.6	3.1	1.6	-1.6	-0.6	
Secondary products and miscellaneous receipts.....		335931-SM							
Secondary products.....		335931-S	0.5	0.0	0.0	0.1	0.0	0.0	
Noncurrent-carrying wiring device mfg.....	335932		-1.4	-0.3	0.2	-0.2	-0.1	0.0	
Primary products.....		335932-P	-2.0	-0.5	0.2	-0.3	-0.1	0.0	
Noncurrent-carrying electrical conduit and conduit fittings, incl. plastic conduit & fittings.....		335932-4	-8.3	-1.4	0.5	-0.3	-1.3	0.0	
Other noncurrent-carrying wiring devices and supplies (boxes, covers, bar hangers, etc.).....		335932-6	8.7	0.5	0.0	-0.5	1.7	0.1	
Secondary products and miscellaneous receipts.....		335932-SM							
All other electrical equipment & component mfg.....	33599		1.4	0.3	0.1	0.2	0.0	0.2	
Carbon and graphite product mfg.....	335991		5.7	1.1	0.0	-0.2	0.0	0.7	
Primary products.....		335991-P	5.8	1.2	0.0	-0.2	0.0	0.7	
Carbon and graphite products, including electrodes for electric arc furnaces.....		335991-0	5.8	1.2	0.0	-0.2	0.0	0.7	
Secondary products and miscellaneous receipts.....		335991-SM							
Miscellaneous receipts.....		335991-M	-	-0.1	0.0	0.0	-	-	
Miscellaneous electrical equipment mfg.....	335999		0.0	0.0	0.1	0.3	0.0	0.0	
Primary products.....		335999-P	-0.5	0.0	0.1	0.3	0.0	0.0	
Rectifying apparatus.....		335999-3	5.0	0.0	1.0	0.0	0.0	0.0	
All miscellaneous electrical equipment except rectifying apparatus.....		335999-4	-1.1	0.0	0.0	0.4	0.0	0.0	
Secondary products and miscellaneous receipts.....		335999-SM							
Transportation equipment manufacturing.....	336		1.9	0.0	0.0	0.0	0.2	0.1	
Motor vehicle manufacturing.....	3361		0.9	-0.1	-0.2	-0.1	0.1	0.1	
Automobile and light truck manufacturing.....	33611		0.9	-0.1	-0.2	-0.1	0.1	0.1	
Automobile, light truck and utility vehicle mfg.....	336110		0.9	-0.1	-0.2	-0.1	0.1	0.1	
Primary products.....		336110-P	0.8	-0.1	-0.2	-0.1	0.1	0.1	
Passenger cars and chassis.....		336110-1	-1.1	0.0	0.0	0.0	-0.1	0.0	
Trucks, truck tractors, & bus chassis 14,000 lb or less, incl. minivans & suvs.....		336110-2	1.3	-0.2	-0.3	-0.1	0.1	0.1	
Secondary products and miscellaneous receipts.....		336110-SM							
Heavy duty truck manufacturing.....	33612		1.1	0.0	0.1	0.0	0.0	0.0	
Heavy duty truck mfg.....	336120		1.1	0.0	0.1	0.0	0.0	0.0	
Primary products.....		336120-P	1.1	0.0	0.1	0.0	0.0	0.0	
Trucks, truck tractors, and bus chassis (chassis of own manufacture) 14,001 to 33,000 lbs.....		336120-1	0.6	0.1	0.1	0.0	0.1	0.0	
Secondary products and miscellaneous receipts.....		336120-SM							
Motor vehicle body and trailer manufacturing.....	3362		0.8	0.0	-0.1	0.0	0.4	0.0	
Motor vehicle body and trailer manufacturing.....	33621		0.8	0.0	-0.1	0.0	0.4	0.0	
Motor vehicle body mfg.....	336211		4.0	0.1	-0.3	0.0	1.3	0.0	
Primary products.....		336211-P	4.1	0.1	-0.3	0.0	1.4	0.0	
Other truck and vehicle bodies, sold separately.....		336211-5	4.6	0.2	-0.6	0.0	2.4	0.0	

See footnotes at end of table.

Table 12. Producer price index percentage changes for the net output of selected industries and their products, not seasonally adjusted — Continued
 [August 2024]

Title ¹	Industry code	Product code	Unadjusted 12-month percent change ²	Unadjusted 1-month percent change ²				
				Aug. 2023 to Aug. 2024 ^P	Mar. to Apr.	Apr. to May ^P	May to June ^P	June to July ^P
Motor vehicle body mfg - Continued								
Dump truck bodies, for sale separately.....		336211-5A	—	1.3	0.0	0.1	—	—
All other truck and vehicle bodies, sold separately.....		336211-5B	3.6	0.0	-0.9	0.0	2.3	0.0
Buses and firefighting vehicles, complete, produced on purchased chassis.....		336211-7	1.2	0.0	0.2	0.2	0.0	0.2
Other trucks and vehicles, complete, produced on purchased chassis.....		336211-9	2.1	0.0	0.0	0.0	0.5	0.0
Other trucks and vehicles, complete, produced on purchased chassis, except upfitting trucks.....		336211-91	5.3	0.1	0.1	0.1	1.2	0.1
Secondary products and miscellaneous receipts.....		336211-SM						
Secondary products.....		336211-S	2.7	0.0	0.1	0.1	0.0	0.1
Truck trailer mfg.....	336212		-0.6	-0.4	0.0	-0.1	0.4	-0.2
Primary products.....		336212-P	-0.6	-0.4	0.0	-0.1	0.4	-0.2
Truck trailers and chassis, axle rating 10,000 lbs or more.....		336212-1	-0.7	-0.4	-0.1	-0.1	0.4	-0.2
Truck trailers and chassis, axle rating less than 10,000 lbs.....		336212-3	0.8	0.0	0.0	0.0	0.0	0.0
Secondary products and miscellaneous receipts.....		336212-SM						
Secondary products.....		336212-S1	5.9	0.0	0.0	0.6	0.1	0.0
Motor home mfg.....	336213		0.3	0.2	0.0	0.0	0.0	0.0
Primary products.....		336213-P	0.3	0.2	0.0	0.0	0.0	0.0
Motor homes built on purchased chassis.....		336213-0	0.3	0.2	0.0	0.0	0.0	0.0
Secondary products and miscellaneous receipts.....		336213-SM1						
Travel trailer and camper mfg.....	336214		-0.6	0.0	-0.1	0.1	-0.2	0.0
Primary products.....		336214-P	-0.4	0.0	-0.1	0.1	-0.2	0.0
Travel trailers.....		336214-1	-0.7	0.0	-0.2	0.1	-0.2	0.0
Conventional travel trailers.....		336214-19	-1.1	0.0	-0.1	0.1	-0.5	0.0
Automobile and light truck trailers.....		336214-3	-1.1	0.0	0.0	0.1	0.0	0.0
Camping trailers, campers, pick-up covers, and parts.....		336214-5	1.8	0.0	0.0	0.0	0.0	0.0
Other parts and components, excluding appliances and furnishings.....		336214-53	—	0.0	0.0	0.0	0.0	0.0
Truck campers, caps, box covers, and fold-down camping trailers.....		336214-56	0.9	0.0	0.0	0.0	0.0	0.0
Secondary products and miscellaneous receipts.....		336214-SM						
Secondary products.....		336214-S	-0.5	0.0	0.0	0.1	0.0	0.0
Motor vehicle parts manufacturing.....	3363		1.1	0.1	-0.1	0.1	0.1	0.1
Motor vehicle gasoline engine and parts mfg.....	33631		-0.1	-0.1	0.0	0.0	-0.1	0.1
Motor vehicle gasoline engine and engine parts mfg.....	336310		-0.1	-0.1	0.0	0.0	-0.1	0.1
Primary products.....		336310-P	-0.1	-0.1	0.0	0.0	-0.1	0.1
Gasoline engines and engine parts (excluding carburetors).....		336310-2	-0.6	-0.1	0.0	-0.2	-0.1	0.1
Carburetors, pistons, piston rings, and valves.....		336310-3	5.0	-0.1	0.0	1.8	0.0	0.0
Secondary products and miscellaneous receipts.....		336310-SM						
Miscellaneous receipts.....		336310-M1	0.0	0.0	0.0	0.0	0.0	0.0
Secondary products.....		336310-S	1.7	0.1	0.2	0.1	-0.1	1.8
Motor vehicle electric equipment.....	33632		1.6	0.1	0.0	0.1	0.0	0.4
Motor vehicle electrical and electronic equipment mfg.....	336320		1.6	0.1	0.0	0.1	0.0	0.4
Primary products.....		336320-P	1.7	0.3	0.0	0.0	0.0	0.4
Vehicular lighting equipment.....		336320-1	3.9	-0.1	0.0	0.1	-0.2	1.9
Other motor vehicle electrical and electronic equipment.....		336320-2	1.2	0.4	0.0	0.0	0.0	0.0
Battery charging alternators, generators, and regulators.....		336320-23	2.1	0.5	0.0	0.3	0.5	0.0
Parts for engine electrical and electronic equipment.....		336320-2A	6.2	6.1	0.0	0.0	0.0	0.0
All other miscellaneous non-engine electrical and electronic equipment.....		336320-2D	0.1	0.1	0.0	0.0	0.0	0.0
All other miscellaneous complete engine electrical equipment, including spark plugs.....		336320-2U	3.1	0.0	0.0	0.0	0.0	0.0
Secondary products and miscellaneous receipts.....		336320-SM						
Miscellaneous receipts.....		336320-M	3.3	0.0	0.2	0.5	1.9	0.0
Secondary products.....		336320-S	—	0.0	0.0	0.0	—	—
Motor vehicle steering and suspension parts.....	33633		0.5	0.7	-0.6	0.0	0.8	0.0
Motor vehicle steering and suspension components (except spring) manufacturing.....	336330		0.5	0.7	-0.6	0.0	0.8	0.0
Primary products.....		336330-P	0.6	0.7	-0.6	0.0	0.9	0.0
Motor vehicle steering and suspension components (excluding spring), new and rebuilt.....		336330-0	0.6	0.7	-0.6	0.0	0.9	0.0
Secondary and miscellaneous receipts.....		336330-SM						
Motor vehicle brake system manufacturing.....	33634		0.3	-1.4	0.3	0.1	-0.7	-0.2
Motor vehicle brake system mfg.....	336340		0.3	-1.4	0.3	0.1	-0.7	-0.2
Primary products.....		336340-P	0.3	-1.5	0.3	0.1	-0.8	-0.2
Motor vehicle brake parts and assemblies, new.....		336340-1	0.6	-1.6	0.5	0.1	-0.8	-0.2
Motor vehicle drum brake assemblies and parts, new.....		336340-1E	—	-1.6	0.6	0.1	—	—

See footnotes at end of table.

Table 12. Producer price index percentage changes for the net output of selected industries and their products, not seasonally adjusted — Continued
 [August 2024]

Title ¹	Industry code	Product code	Unadjusted 12-month percent change ²	Unadjusted 1-month percent change ²					
				Aug. 2023 to Aug. 2024 ^P	Mar. to Apr.	Apr. to May ^P	May to June ^P	June to July ^P	July to Aug. ^P
Motor vehicle brake system mfg - Continued									
Motor vehicle disc brake assemblies and parts, new.....		336340-1F	-	-4.2	0.0	-	-	-	
Other motor vehicle brake parts and assemblies, new.....		336340-1G	1.8	0.1	0.8	0.1	-0.3	-0.5	
Secondary products and miscellaneous receipts.....		336340-SM							
Motor vehicle power train components mfg.....	33635		1.4	0.2	0.0	0.3	-0.3	-0.1	
Motor vehicle transmission and power train parts manufacturing.....	336350		1.4	0.2	0.0	0.3	-0.3	-0.1	
Primary products.....		336350-P	1.4	0.2	0.0	0.3	-0.3	-0.1	
Motor vehicle drive train components, excluding wheels and brakes, new.....		336350-2	1.1	0.2	0.0	0.3	-0.3	-0.1	
Motor vehicle transmissions (except auxiliary and parts), new.....		336350-20	2.0	-0.1	0.0	0.6	-0.5	0.0	
Parts for manual and automatic transmissions, new.....		336350-23	-0.6	0.0	0.0	0.0	0.0	0.0	
Other motor vehicle drive train components, except wheels and brakes, new.....		336350-25	1.2	0.8	-0.2	0.0	-0.1	-0.2	
Motor vehicle drive train components, rebuilt.....		336350-3	6.2	0.0	0.0	0.0	0.0	0.0	
Secondary products and miscellaneous receipts.....		336350-SM							
Secondary products.....		336350-S	0.9	0.0	-0.5	1.4	-1.5	0.0	
Motor vehicle seating and interior trim mfg.....	33636		0.6	0.2	-0.6	0.0	0.2	-0.2	
Motor vehicle seating and interior trim mfg.....	336360		0.6	0.2	-0.6	0.0	0.2	-0.2	
Primary products.....		336360-P	1.0	0.3	-0.6	0.1	0.2	-0.1	
Automobile trimmings.....		336360-1	0.7	0.6	-1.3	0.0	0.5	0.0	
Seats for public conveyance and aircraft.....		336360-3	1.0	0.1	0.1	0.2	0.0	-0.3	
Secondary products and miscellaneous receipts.....		336360-SM							
Secondary products.....		336360-S	-	-1.2	-1.2	-1.6	-	-	
Motor vehicle metal stamping.....	33637		2.0	0.3	-0.4	0.0	0.2	0.1	
Motor vehicle metal stamping.....	336370		2.0	0.3	-0.4	0.0	0.2	0.1	
Primary products.....		336370-P	2.0	0.3	-0.5	0.0	0.2	0.1	
Automotive job stampings (truck, bus, and passenger car).....		336370-0	2.0	0.3	-0.5	0.0	0.2	0.1	
Secondary products and miscellaneous receipts.....		336370-SM							
Secondary products.....		336370-S	0.8	-0.2	0.0	0.0	0.4	0.0	
Other motor vehicle parts manufacturing.....	33639		1.6	0.2	0.2	0.1	0.6	0.2	
Other motor vehicle parts mfg.....	336390		1.6	0.2	0.2	0.1	0.6	0.2	
Primary products.....		336390-P	1.7	0.3	0.2	0.1	0.5	0.2	
Filters, new, internal combustion engines and motor vehicles.....		336390-A	-	0.0	0.3	-	-	-	
All other motor vehicle parts and accessories, including trailer hitches.....		336390-8	1.4	0.0	0.1	0.0	0.8	0.0	
Secondary products and miscellaneous receipts.....		336390-SM							
Miscellaneous receipts.....		336390-M	-	-	-	-	-	-	
Aerospace product and parts manufacturing.....	3364		3.9	0.3	0.1	0.1	0.2	0.2	
Aerospace product and parts manufacturing.....	33641		3.9	0.3	0.1	0.1	0.2	0.2	
Aircraft mfg.....	336411		3.9	0.2	0.2	0.1	0.2	0.2	
Primary products.....		336411-P	4.0	0.2	0.2	0.1	0.2	0.2	
Civilian aircraft.....		336411-3	2.8	0.2	0.3	0.1	0.2	0.3	
Military aircraft.....		336411-4	-	0.0	0.0	-	-	-	
Secondary products and miscellaneous receipts.....		336411-SM							
Secondary products.....		336411-S	3.5	0.2	0.0	0.0	0.0	0.0	
Aircraft engine and engine parts mfg.....	336412		4.9	0.1	0.1	0.2	0.2	0.2	
Primary products.....		336412-P	3.9	0.2	0.2	0.2	0.2	0.2	
Aeronautical services on aircraft engines.....		336412-5	14.7	0.0	0.0	0.0	0.0	1.1	
Aircraft engine parts and accessories.....		336412-7	3.8	0.4	0.4	0.2	0.2	0.2	
Parts and accessories for military aircraft engines.....		336412-75	3.0	0.1	1.1	0.0	0.3	0.5	
Parts and accessories for civilian aircraft engines.....		336412-77	4.2	0.6	0.0	0.3	0.2	0.0	
Secondary products and miscellaneous receipts.....		336412-SM							
Secondary products.....		336412-S	8.6	0.1	0.0	0.0	2.0	0.0	
Other aircraft parts and equipment mfg.....	336413		2.5	1.2	0.0	0.4	0.1	0.3	
Primary products.....		336413-P	2.4	1.3	0.0	0.4	0.1	0.3	
Aircraft propellers and helicopter rotors.....		336413-1	1.4	0.6	0.0	0.0	0.2	0.0	
Aircraft parts and auxiliary equipment.....		336413-7	2.5	1.3	0.0	0.4	0.1	0.3	
Aircraft landing gear for civilian and military aircraft.....		336413-72	5.3	0.0	0.1	0.0	0.0	0.0	
Other aircraft subassemblies and parts for military aircraft.....		336413-73	1.9	-0.1	0.0	0.1	0.1	0.0	
Other aircraft subassemblies and parts for civilian aircraft.....		336413-74	2.5	1.8	0.0	0.5	0.1	0.4	
Secondary products and miscellaneous receipts.....		336413-SM							
Secondary products.....		336413-S	2.9	-0.2	0.0	0.2	-0.2	0.0	
Railroad rolling stock manufacturing.....	3365		3.0	0.0	0.0	0.0	0.0	2.2	

See footnotes at end of table.

Table 12. Producer price index percentage changes for the net output of selected industries and their products, not seasonally adjusted — Continued
 [August 2024]

Title ¹	Industry code	Product code	Unadjusted 12-month percent change ²	Unadjusted 1-month percent change ²				
				Aug. 2023 to Aug. 2024 ^P	Mar. to Apr.	Apr. to May ^P	May to June ^P	June to July ^P
Railroad rolling stock manufacturing.....	33651		3.0	0.0	0.0	0.0	0.0	2.2
Railroad rolling stock mfg.....	336510		3.0	0.0	0.0	0.0	0.0	2.2
Primary products.....		336510-P	2.9	-0.1	0.0	0.0	0.0	2.1
Street, subway, trolley, and rapid transit cars, and railway maintenance equipment and parts.....		336510-5	3.7	-0.2	0.0	0.0	0.0	2.1
Railway maintenance of way equipment & parts, parts for all railcars, & other railway vehicles.....		336510-54	2.9	-0.2	0.0	0.0	0.0	2.1
Secondary products and miscellaneous receipts.....		336510-SM						
Miscellaneous receipts.....		336510-M	1.6	0.0	0.0	0.0	0.0	0.0
Secondary products.....		336510-S1	0.8	0.0	0.0	0.0	0.0	0.2
Ship and boat building.....	3366		3.2	0.1	0.6	0.2	0.4	-0.1
Ship and boat building.....	33661		3.2	0.1	0.6	0.2	0.4	-0.1
Ship building and repairing.....	336611		3.2	0.1	0.7	0.2	0.1	0.0
Primary products.....		336611-P	3.2	0.1	0.8	0.2	0.1	0.0
Ship repair, nonmilitary.....		336611-A	11.6	0.0	2.8	0.1	0.0	0.0
Military self-propelled ships, new construction.....		336611-5	1.1	0.0	0.2	0.1	0.1	0.0
Ship repair, military.....		336611-8	1.9	0.5	0.6	0.0	0.0	0.0
Nonmilitary self-propelled ships, new construction.....		336611-9	5.2	0.0	0.0	1.1	0.0	0.0
Secondary products and miscellaneous receipts.....		336611-SM2						
Boat building.....	336612		3.2	0.2	0.2	0.3	1.2	-0.2
Primary products.....		336612-P	3.2	0.2	0.2	0.3	1.2	-0.2
Outboard motorboats, including commercial and military (except sailboats and lifeboats).....		336612-1	3.4	0.2	0.2	0.2	1.4	-0.3
Outboard motorboats, wood or metal, incl. comm. and military (exc. sailboats and lifeboats).....		336612-11	-0.8	0.5	0.1	0.1	0.3	-2.0
Outboard motorboats, plastics/fiberglass, incl. comm. and mil. (exc. sailboats and lifeboats).....		336612-14	5.6	0.0	0.3	0.2	1.9	0.7
Inboard motorboats, including commercial and military (except sailboats and lifeboats).....		336612-3	4.6	0.8	0.0	0.0	2.5	0.0
Inboard cabin cruisers, including commercial and military (except sailboats and lifeboats).....		336612-31	5.6	0.2	0.0	0.0	1.8	0.0
Other inboard motorboats, including commercial and military (except sailboats and lifeboats).....		336612-32	2.7	2.1	0.0	0.0	3.9	0.0
Inboard-outdrive boats, including commercial and military (except sailboats and lifeboats).....		336612-5	1.0	-0.5	0.1	1.9	0.0	0.0
All other inboard-outdrive boats, incl. comm. and military (except sailboats and lifeboats).....		336612-52	0.5	-0.5	0.1	1.4	0.0	0.0
All other boats (excluding military and commercial).....		336612-8	2.1	0.0	0.0	0.0	0.0	0.0
Secondary products and miscellaneous receipts.....		336612-SM						
Miscellaneous receipts.....		336612-M	4.5	0.0	0.0	0.0	0.2	0.9
Other transportation equipment manufacturing.....	3369		0.2	0.0	0.0	0.0	0.1	0.0
Other transportation equipment manufacturing.....	33699		0.2	0.0	0.0	0.0	0.1	0.0
Motorcycle, bicycle, and parts mfg.....	336991		2.5	0.0	0.1	0.0	0.2	0.0
Primary products.....		336991-P	2.5	0.0	0.1	0.0	0.2	0.0
Motorcycles, including three-wheel motorbikes, motorscooters, mopeds, and parts.....		336991-3	2.3	0.0	0.0	0.0	0.2	0.0
Bicycles, including parts (excluding children's 2-wheel sidewalk cycles).....		336991-4	3.2	0.0	0.3	0.1	0.1	0.0
Cycles, all types, tubular construction.....		336991-42	4.2	0.0	0.7	0.1	0.1	0.0
Parts for bicycles, unicycles, and adult tricycles.....		336991-45	2.3	0.1	0.0	0.2	0.2	0.0
Secondary products and miscellaneous receipts.....		336991-SM						
All other transportation equipment mfg.....	336999		-1.4	0.0	0.0	0.0	0.0	0.0
Primary products.....		336999-P	-1.5	0.0	-0.1	0.0	0.0	0.0
All-terrain vehicles and parts.....		336999-4	-0.1	0.0	0.0	0.0	0.0	0.0
All other miscellaneous transportation equipment.....		336999-6	-2.5	0.0	0.0	-0.1	0.0	-0.1
Secondary products and miscellaneous receipts.....		336999-SM						
Secondary products.....		336999-S	0.7	0.0	0.0	0.0	0.0	0.0
Furniture & related product mfg.....	337		1.4	0.1	0.4	0.2	0.0	0.1
HH & institutional furniture & kitchen cabinet mfg.....	3371		0.8	0.0	0.3	0.2	-0.1	0.2
Wood kitchen cabinet & countertop mfg.....	33711		2.1	0.0	0.0	0.4	-0.5	0.4
Wood kitchen cabinet and countertop mfg.....	337110		2.1	0.0	0.0	0.4	-0.4	0.4
Primary products.....		337110-P	2.3	0.0	0.0	0.5	-0.5	0.4
Custom wood kitchen cabinets, bathroom vanities, and related cabinet sold directly to customers.....		337110-H	3.1	0.0	0.0	0.6	-0.7	0.0
Stock wood kitchen cabinets and related cabinetwork for permanent installation. ...		337110-1	0.9	0.0	0.0	0.8	-0.7	0.8

See footnotes at end of table.

Table 12. Producer price index percentage changes for the net output of selected industries and their products, not seasonally adjusted — Continued
 [August 2024]

Title ¹	Industry code	Product code	Unadjusted 12-month percent change ²	Unadjusted 1-month percent change ²					
				Aug. 2023 to Aug. 2024 ^P	Mar. to Apr.	Apr. to May ^P	May to June ^P	June to July ^P	July to Aug. ^P
Wood kitchen cabinet and countertop mfg - Continued									
Secondary products and miscellaneous receipts.....		337110-SM							
Household & institutional furniture mfg.....	33712		0.2	0.0	0.5	0.1	0.1	0.1	
Upholstered household furniture mfg.....	337121		0.8	0.0	1.0	0.2	0.0	0.0	
Primary products.....		337121-P	0.3	0.1	0.9	0.2	0.0	0.0	
Upholstered household furniture, excl. dual-purpose sleep furniture.....		337121-1	0.0	0.1	0.8	0.3	0.0	0.0	
Upholstered household sofas, davenports, settees, and loveseats, except custom.....		337121-11	-0.9	0.1	0.5	0.3	0.0	0.0	
Upholstered household sectional sofa pieces, except custom.....		337121-12	-0.1	0.0	1.0	0.0	0.0	0.0	
Upholstered household rocking chairs, including swivel rockers, except custom.....		337121-13	0.7	0.4	0.0	0.0	0.0	0.0	
Other upholstered household furniture, including custom sold at retail.....		337121-15	4.5	0.0	0.2	0.8	0.0	0.0	
Dual-purpose sleep furniture incl. futon, conv. sofa, jackknife & chair beds, except custom.....		337121-4	2.3	0.0	1.7	0.0	0.0	0.0	
Secondary products and miscellaneous receipts.....		337121-SM							
Nonupholstered wood household furniture mfg.....	337122		-4.0	-0.1	0.0	-0.6	0.2	0.3	
Primary products.....		337122-P	-4.5	-0.1	0.0	0.0	0.2	0.3	
Wood dining room, kitchen, outdoor, and ready-to-assemble furniture, excl. cabinets and custom.....		337122-G	-4.3	0.0	1.3	0.0	0.4	0.5	
Wood household den, family room, library, and living room furniture, except custom.....		337122-1	1.8	0.0	1.5	0.0	0.0	0.6	
Wood bedroom furniture, including infants' and children's, except custom.....		337122-8	-5.2	-0.3	-1.8	0.0	0.1	0.0	
Secondary products and miscellaneous receipts.....		337122-SM							
Secondary products.....		337122-S	0.4	0.0	0.0	0.0	0.2	0.2	
Household furniture (except wood and upholstered) mfg.....	337126		-1.0	0.5	-0.5	0.1	0.4	-0.1	
Primary products.....		337126-P	-0.7	0.1	-0.1	0.0	0.5	0.2	
Metal dining room and kitchen furniture, incl. padded and plain chairs and stools..		337126-1	1.1	1.7	-1.2	0.0	-0.5	3.2	
Metal outdoor and casual furniture, incl. beach, lawn, garden and porch.....		337126-3	2.9	0.0	0.0	0.0	1.9	0.0	
Secondary products and miscellaneous receipts.....		337126-SM							
Secondary products.....		337126-S	-3.9	3.8	-3.8	1.8	0.0	-3.4	
Institutional furniture mfg.....	337127		2.3	-0.5	0.1	0.1	-0.1	0.3	
Primary products.....		337127-P	2.4	-0.5	0.1	0.2	-0.1	0.3	
Other institutional furniture.....		337127-B	2.2	0.2	-0.3	0.5	-0.5	0.9	
School furniture (except stone and concrete), excl. library furniture.....		337127-1	2.1	-0.9	0.0	0.0	0.0	0.0	
Public building and related furniture, excl. bar, bowling, cafeteria, restaurant and school.....		337127-5	4.1	0.1	0.5	0.0	0.1	0.0	
Public furniture (bar, bowling center, cafeteria, and restaurant).....		337127-8	-1.3	-2.7	0.0	0.0	0.0	0.0	
Secondary products and miscellaneous receipts.....		337127-SM							
Miscellaneous receipts.....		337127-M	-	0.0	0.0	0.0	-	-	
Secondary products.....		337127-S	0.4	-0.4	0.0	-0.4	0.5	0.2	
Office furniture (including fixtures) mfg.....	3372		2.5	-0.1	0.3	0.2	0.0	0.0	
Office furniture (including fixtures) mfg.....	33721		2.5	-0.1	0.3	0.2	0.0	0.0	
Wood office furniture mfg.....	337211		3.3	0.0	0.2	0.2	0.4	0.0	
Primary products.....		337211-P	3.5	0.0	0.2	0.2	0.4	0.0	
Wood office furniture panel systems, desking systems, and other wood office furniture.....		337211-A	1.6	0.0	0.0	0.0	0.3	0.0	
Wood office seating, including upholstered.....		337211-1	3.0	0.0	0.2	0.0	0.4	0.0	
Wood office desks and desk extensions.....		337211-4	2.6	0.0	0.4	0.6	0.2	0.0	
Wood office files, storage units, and tables.....		337211-7	6.4	0.0	0.2	0.0	0.6	0.0	
Secondary products and miscellaneous receipts.....		337211-SM							
Secondary products.....		337211-S	1.7	0.0	0.0	0.0	0.6	0.0	
Custom architectural woodwork and millwork.....	337212		3.5	0.0	1.2	0.3	0.6	0.0	
Primary products.....		337212-P	3.7	0.0	1.2	0.4	0.7	0.0	
Custom architectural woodwork, millwork, and fixtures.....		337212-0	3.7	0.0	1.2	0.4	0.7	0.0	
Secondary products and miscellaneous receipts.....		337212-SM							
Office furniture, except wood, mfg.....	337214		2.4	0.3	-0.2	-0.2	0.7	0.0	
Primary products.....		337214-P	2.4	0.3	-0.2	-0.2	0.7	0.0	
Office furniture, other types, except wood, including panel systems.....		337214-A	2.1	1.5	0.2	-1.4	1.4	-0.3	
Office seating, including upholstered, except wood.....		337214-1	2.8	0.0	0.0	0.0	0.0	0.0	
Office desk and desk extensions, except wood.....		337214-4	7.5	0.3	0.0	-0.1	0.2	-0.1	
Office files, storage units, and tables, except wood.....		337214-7	1.2	-1.2	-1.1	1.6	0.7	0.5	
Secondary products and miscellaneous receipts.....		337214-SM							
Showcases, partitions, shelving, and lockers mfg.....	337215		1.4	-0.6	0.1	0.5	-1.6	-0.1	

See footnotes at end of table.

Table 12. Producer price index percentage changes for the net output of selected industries and their products, not seasonally adjusted — Continued
 [August 2024]

Title ¹	Industry code	Product code	Unadjusted 12-month percent change ²	Unadjusted 1-month percent change ²				
				Aug. 2023 to Aug. 2024 ^P	Mar. to Apr.	Apr. to May ^P	May to June ^P	June to July ^P
Showcases, partitions, shelving, and lockers mfg - Continued								
Primary products.....		337215-P	1.3	-0.7	0.1	0.7	-1.7	-0.1
Bookstacks and other shelving, except wood.....		337215-A2	2.3	-3.3	0.0	-1.3	1.1	-0.7
Storage racks and accessories, except wood.....		337215-E	-1.8	-1.9	0.0	0.0	-0.9	0.0
Fixtures (bank, office, and store), except wood.....		337215-G	-	0.4	0.0	0.0	-7.3	-
Secondary products and miscellaneous receipts.....		337215-SM						
Other furniture related product mfg.....	3379		0.3	0.8	0.6	0.1	0.0	-0.1
Mattress mfg.....	33791		-0.4	1.1	0.0	0.2	-0.1	-0.1
Mattress mfg.....	337910		-0.4	1.1	0.0	0.2	-0.1	-0.1
Primary products.....		337910-P	-0.3	1.1	0.0	0.2	-0.1	-0.1
Mattress and foundation sets.....		337910-E	-1.0	0.5	0.0	-0.2	-0.2	-0.7
Innerspring mattresses, excluding crib-size.....		337910-1	0.2	1.6	0.0	0.5	0.5	0.3
Other mattresses, including crib, foam, waterbed mattresses and mattress inserts.....		337910-4	0.5	2.0	0.0	0.6	-0.7	0.0
Foundations, excl. innerspring units, hybrid-type flotation, ensembles, and adjustable units.....		337910-7	-2.2	0.0	0.4	-0.5	-0.6	-0.1
Secondary products and miscellaneous receipts.....		337910-SM						
Blind & shade mfg.....	33792		2.2	0.0	2.1	0.0	0.0	0.0
Blind and shade mfg.....	337920		2.2	0.0	2.1	0.0	0.0	0.0
Primary products.....		337920-P	2.3	0.0	2.1	0.0	0.0	0.0
Other blinds and shades, including curtain and drapery fixtures, poles and rods.....		337920-8	2.3	0.0	1.8	0.0	0.0	0.0
Secondary products and miscellaneous receipts.....		337920-SM						
Miscellaneous mfg.....	339		3.6	0.3	0.5	0.0	0.4	0.2
Medical equipment & supplies mfg.....	3391		2.6	0.3	0.3	0.1	0.0	-0.1
Medical equipment & supplies mfg.....	33911		2.6	0.3	0.3	0.1	0.0	-0.1
Surgical and medical instrument mfg.....	339112		2.3	-0.3	0.3	0.1	0.1	-0.3
Primary products.....		339112-P	2.2	-0.3	0.3	0.1	0.1	-0.3
Surgical and medical instruments.....		339112-0	2.2	-0.3	0.3	0.1	0.1	-0.3
Surgical and orthopedic instruments.....		339112-01	2.4	0.0	0.0	0.0	0.0	0.0
Surgical and medical catheters.....		339112-05	4.6	-1.7	0.7	-0.1	1.2	0.3
Other surgical and medical apparatus and instruments, excluding parts.....		339112-06	2.4	-0.3	0.8	0.3	-0.2	-1.1
Parts for surgical and medical apparatus and instruments.....		339112-09	1.1	0.0	0.0	0.0	0.0	0.0
Secondary products and miscellaneous receipts.....		339112-SM						
Secondary products.....		339112-S	2.3	0.0	0.0	0.0	0.0	0.0
Surgical appliance and supplies mfg.....	339113		2.8	1.1	0.4	0.2	0.0	0.1
Primary products.....		339113-P	2.9	1.1	0.4	0.2	0.0	0.1
Medical and surgical appliances and supplies, incl. orthopedic, prosthetic, and therapeutic.....		339113-2	2.0	0.9	0.3	0.0	-0.2	0.0
Artificial joints and limbs.....		339113-21	-0.9	-	-	-0.1	-0.4	0.0
Other orthopedic and prosthetic appliances.....		339113-22	0.8	0.1	-0.1	0.0	-0.1	0.5
Other medical and surgical appliances and supplies.....		339113-27	2.9	1.1	0.3	0.1	-0.2	-0.1
Hospital beds and specialized hospital furniture.....		339113-4	9.7	3.3	1.4	1.4	0.6	0.3
Personal industrial and nonindustrial safety equipment and clothing.....		339113-6	3.8	0.6	0.5	0.2	0.8	0.5
Secondary products and miscellaneous receipts.....		339113-SM						
Secondary products.....		339113-S	1.4	1.2	0.0	0.1	0.0	-0.2
Dental equipment and supplies mfg.....	339114		3.2	0.0	0.0	0.3	0.0	0.2
Primary products.....		339114-P	3.4	0.1	0.1	0.3	0.0	0.1
Dental professional equipment and supplies.....		339114-1	2.6	0.0	0.1	0.2	0.0	0.0
Professional dental equipment.....		339114-11	2.4	0.0	0.0	0.3	0.0	0.0
Professional dental supplies.....		339114-12	3.0	0.1	0.1	0.0	0.0	0.1
Secondary products and miscellaneous receipts.....		339114-SM						
Miscellaneous receipts.....		339114-M	-	-0.9	-0.8	0.7	-0.5	0.6
Ophthalmic goods mfg.....	339115		3.6	0.0	0.0	0.0	0.0	0.0
Primary products.....		339115-P	3.6	0.0	0.0	0.0	0.0	0.0
Ophthalmic fronts, temples, and focal and contact lenses.....		339115-9	-	-	-	-	0.0	0.0
Secondary products and miscellaneous receipts.....		339115-SM						
Other miscellaneous mfg.....	3399		4.8	0.3	0.8	-0.1	0.8	0.5
Jewelry & silverware mfg.....	33991		6.8	1.6	0.5	-0.5	1.1	0.1
Jewelry and silverware mfg.....	339910		6.8	1.6	0.5	-0.5	1.1	0.1
Primary products.....		339910-P	6.8	1.6	0.5	-0.5	1.1	0.0
Jewelry, gold and platinum.....		339910-1	9.1	2.3	1.0	-1.4	1.0	0.3

See footnotes at end of table.

Table 12. Producer price index percentage changes for the net output of selected industries and their products, not seasonally adjusted — Continued
 [August 2024]

Title ¹	Industry code	Product code	Unadjusted 12-month percent change ²	Unadjusted 1-month percent change ²				
				Aug. 2023 to Aug. 2024 ^P	Mar. to Apr.	Apr. to May ^P	May to June ^P	June to July ^P
Jewelry and silverware mfg - Continued								
Costume jewelry and novelties.....		339910-4	1.5	0.0	-1.1	2.0	0.0	0.0
All other jewelry and personal goods (excluding costume).....		339910-8	3.8	1.6	0.5	0.0	0.6	-0.7
Secondary products and miscellaneous receipts.....		339910-SM						
Miscellaneous receipts.....		339910-M	—	0.4	0.0	-0.1	0.3	—
Sporting & athletic goods mfg.....	33992		2.0	0.0	0.0	-0.1	0.0	0.0
Sporting and athletic goods mfg.....	339920		2.0	0.0	0.0	-0.1	0.0	0.0
Primary products.....		339920-P	2.0	0.0	0.0	-0.1	0.0	0.0
Other sporting and athletic goods.....		339920-A	2.3	0.0	0.0	0.0	0.0	0.0
Golf equipment, excluding apparel and shoes.....		339920-4	1.0	-0.2	0.2	-0.3	-0.1	-0.1
Playground equipment.....		339920-5	4.4	0.0	0.0	0.0	0.0	0.0
Gymnasium and exercise equipment.....		339920-7	1.0	0.0	0.0	0.0	0.0	0.0
Secondary products and miscellaneous receipts.....		339920-SM						
Secondary products.....		339920-S	3.8	0.0	0.0	0.0	0.0	0.0
Doll, toy & game mfg.....	33993		-0.1	0.0	0.0	0.0	0.0	1.1
Doll, toy, and game mfg.....	339930		-0.1	0.0	0.0	0.0	0.0	1.2
Primary products.....		339930-P	0.4	0.0	0.0	0.0	0.0	0.7
Models (operating & static), craft kits/supply, natural science kits, & collectors' miniatures.....		339930-6	2.8	-0.2	0.0	0.0	0.0	0.0
Other nonelectronic toys, including parts.....		339930-8	0.2	0.0	0.0	0.0	0.0	0.0
Secondary products and miscellaneous receipts.....		339930-SM						
Office supplies (exc paper) mfg.....	33994		2.1	0.7	0.0	-0.6	0.5	0.9
Office supplies, except paper, mfg.....	339940		2.1	0.7	0.0	-0.6	0.5	0.9
Primary products.....		339940-P	2.1	0.7	0.0	-0.6	0.6	1.0
Lead pencils, art goods, office supplies & small office equipment, excluding paper.....		339940-2	3.2	0.0	0.0	0.0	0.0	2.6
Marking devices.....		339940-3	2.1	0.3	0.0	0.0	0.0	0.0
Secondary products and miscellaneous receipts.....		339940-SM						
Miscellaneous receipts.....		339940-M	2.5	0.0	0.0	0.0	0.0	0.0
Secondary Products.....		339940-S	-0.3	0.0	0.0	0.0	0.0	0.0
Sign mfg.....	33995		8.5	0.2	1.8	-0.3	0.2	1.5
Sign mfg.....	339950		8.5	0.2	1.8	-0.3	0.2	1.5
Primary products.....		339950-P	8.9	0.2	1.9	-0.3	0.3	1.6
Nonelectric signs and displays, including trade show exhibits.....		339950-4	8.3	0.4	1.0	-0.6	0.5	0.8
Secondary products and miscellaneous receipts.....		339950-SM						
All other misc mfg.....	33999		3.8	0.1	0.7	0.1	1.3	0.2
Gasket, packing, and sealing device mfg.....	339991		3.3	0.0	1.3	0.0	0.3	0.2
Primary products.....		339991-P	3.4	0.0	1.3	0.0	0.3	0.2
Molded packing and seals.....		339991-2	1.0	0.0	0.0	0.0	0.1	0.0
Nonmetallic gaskets and gasketing.....		339991-3	3.0	0.0	0.0	0.0	0.8	0.5
Metallic gaskets and machined seals.....		339991-7	5.4	0.0	5.1	0.0	0.0	0.0
Rotary oil seals.....		339991-9	4.0	0.0	0.0	0.0	0.0	0.0
Secondary products and miscellaneous receipts.....		339991-SM						
Miscellaneous receipts.....		339991-M	2.0	0.0	1.0	0.0	0.0	0.0
Musical instrument mfg.....	339992		3.0	1.5	0.7	0.1	0.0	0.1
Primary products.....		339992-P	3.0	1.5	0.7	0.1	0.0	0.1
Nonelectronic pianos, organs, and nonelectronic pianos and organ parts, excluding benches.....		339992-A	—	0.0	5.7	0.0	—	—
Other musical instruments and parts.....		339992-7	2.6	1.7	0.0	0.1	0.0	0.1
Other electronic musical instruments, excluding electronic organs.....		339992-71	4.8	3.2	0.0	0.1	0.0	0.0
Other nonelectronic musical instruments.....		339992-72	0.5	0.5	0.0	0.0	0.0	0.0
Parts and accessories for other musical instruments, sold separately, excl. benches & cases.....		339992-73	—	0.0	0.0	0.0	0.0	—
Secondary products and miscellaneous receipts.....		339992-SM						
Miscellaneous receipts.....		339992-M	1.8	0.0	0.0	0.0	0.0	1.8
Fastener, button, needle, and pin mfg.....	339993		3.5	0.0	0.0	0.0	0.0	0.0
Primary products.....		339993-P	3.6	0.0	0.0	0.0	0.0	0.0
Fasteners, zippers, buttons, needles, pins, and buckles (except precious metal) ..		339993-0	3.6	0.0	0.0	0.0	0.0	0.0
Secondary products and miscellaneous receipts.....		339993-SM						
Broom, brush, and mop mfg.....	339994		4.3	0.1	0.0	0.0	1.8	0.0
Primary products.....		339994-P	4.3	0.1	0.0	0.0	1.9	0.0
Brooms, mops and dusters.....		339994-1	4.2	0.0	0.0	0.0	0.0	0.0

See footnotes at end of table.

Table 12. Producer price index percentage changes for the net output of selected industries and their products, not seasonally adjusted — Continued
 [August 2024]

Title ¹	Industry code	Product code	Unadjusted 12-month percent change ²	Unadjusted 1-month percent change ²				
				Aug. 2023 to Aug. 2024 ^P	Mar. to Apr.	Apr. to May ^P	May to June ^P	June to July ^P
Broom, brush, and mop mfg - Continued								
Brooms.....		339994-11	-	0.0	0.0	0.0	0.0	0.0
Mops and dusters, including refills.....		339994-13	1.9	0.0	0.0	0.0	0.0	0.0
Paint and varnish brushes, paint holders, pads, roller frames and rollers.....		339994-3	1.4	0.0	0.0	0.0	0.0	0.0
Paint and varnish brushes.....		339994-31	3.0	0.0	0.0	0.0	0.0	0.0
Paint holders, pads, roller frames and rollers.....		339994-32	0.0	0.0	0.0	0.0	0.0	0.0
Other types of brushes.....		339994-5	5.2	0.1	0.0	0.1	3.3	0.0
All other types of brushes, except personal.....		339994-52	8.3	0.0	0.0	0.1	5.4	0.0
Secondary and miscellaneous receipts.....		339994-SM						
Burial casket mfg.....	339995		-0.2	0.1	0.0	0.0	0.0	0.0
Primary products.....		339995-P	-0.2	0.1	0.0	0.0	0.0	0.0
Metal burial caskets and coffins, completely lined and trimmed, adult sizes only. ...		339995-1	-	0.2	0.0	-	-	-
Wood burial caskets and coffins, completely lined and trimmed, adult sizes only. ...		339995-4	-	-	-	-	0.0	0.0
Other burial caskets and coffins, including burial boxes and vaults (except concrete and stone).....		339995-5	-	-	-	-	0.0	-
Secondary products and miscellaneous receipts.....		339995-SM						
All other miscellaneous mfg.....	339999		4.4	0.0	0.6	0.1	2.2	0.2
Primary products.....		339999-P	4.6	0.0	0.6	0.2	2.3	0.2
Mirror and picture frames and framed pictures.....		339999-E	-	0.0	0.0	0.0	0.0	-
All other miscellaneous fabricated products, incl. fire extinguishers and umbrellas.....		339999-L	5.5	0.0	0.9	0.2	3.3	0.3
Candles, including tapers.....		339999-5	1.8	0.0	0.0	0.0	0.0	0.0
Secondary products and miscellaneous receipts.....		339999-SM						
Secondary products.....		339999-S	1.8	0.1	0.0	0.0	0.2	0.2
Services industries								
Merchant wholesalers, durable goods.....	423		2.6	0.9	-0.2	-0.7	0.9	0.1
Motor vehicle and parts merchant wholesalers.....	4231		2.6	2.3	-1.9	3.4	-0.9	1.3
Motor vehicle and parts merchant wholesalers.....	42310		2.6	2.3	-1.9	3.4	-0.9	1.3
Motor vehicle and parts merchant wholesalers.....	423100		2.6	2.3	-1.9	3.4	-0.9	1.3
Primary services.....		423100-P	2.2	2.5	-1.5	3.2	-0.5	0.6
Motor vehicle and parts wholesaler services.....		423100-1	2.2	2.5	-1.5	3.2	-0.5	0.6
Other receipts.....		423100-SM	-	-1.1	-11.6	6.1	-10.5	21.5
Furniture and home furnishing merchant wholesalers.....	4232		3.3	7.6	-1.7	-8.1	8.6	0.2
Furniture and home furnishing merchant wholesalers.....	42320		3.3	7.6	-1.7	-8.1	8.6	0.2
Furniture and home furnishing merchant wholesalers.....	423200		3.3	7.6	-1.7	-8.1	8.6	0.2
Primary services.....		423200-P	3.4	7.6	-1.7	-8.1	8.6	0.2
Furniture and home furnishing wholesaler services.....		423200-1	3.4	7.6	-1.7	-8.1	8.6	0.2
Lumber and other construction materials merchant wholesalers.....	4233		-3.2	0.2	-1.3	3.6	-0.1	0.1
Lumber and other construction materials merchant wholesalers.....	42330		-3.2	0.2	-1.3	3.6	-0.1	0.1
Lumber and other construction materials merchant wholesalers.....	423300		-3.1	0.2	-1.3	3.6	-0.1	0.1
Primary services.....		423300-P	-3.4	0.3	-1.3	3.7	-0.2	0.1
Lumber and other construction material wholesaler services.....		423300-1	-3.4	0.3	-1.3	3.7	-0.2	0.1
Other receipts.....		423300-SM	9.7	0.0	1.0	0.0	1.3	0.0
Professional and commercial equipment and supplies merchant wholesalers.....	4234		0.2	2.7	0.9	-5.6	1.5	1.6
Professional and commercial equipment and supplies merchant wholesalers.....	42340		0.2	2.7	0.9	-5.6	1.5	1.6
Professional and commercial equipment and supplies merchant wholesalers.....	423400		0.2	2.7	0.9	-5.6	1.5	1.6
Primary services.....		423400-P	0.5	3.2	0.9	-6.4	1.9	1.8
Professional and commercial equipment and supplies wholesaler services.....		423400-1	0.5	3.2	0.9	-6.4	1.9	1.8
Wholesaling of new and used computer equipment.....		423400-11	-	8.5	5.3	-17.6	2.9	0.0
Wholesaling of surgical, medical, dental, and hospital equipment and supplies...		423400-12	-	-0.4	-1.9	2.6	1.3	4.2
Wholesaling of other professional equipment and supplies and all other goods...		423400-13	-	0.2	-3.0	-0.2	1.1	0.3
Other receipts.....		423400-SM	-1.4	-0.8	0.7	0.0	-0.8	0.0
Metal and mineral (except petroleum) merchant wholesalers.....	4235		-5.1	-8.1	-3.0	-3.9	1.2	-0.6
Metal and mineral (except petroleum) merchant wholesalers.....	42350		-5.1	-8.1	-3.0	-3.9	1.2	-0.6
Metal and mineral (except petroleum) merchant wholesalers.....	423500		-5.1	-8.1	-3.0	-3.9	1.2	-0.6
Primary services.....		423500-P	-5.1	-8.3	-3.0	-3.9	1.3	-0.7
Metals and minerals wholesaler services.....		423500-1	-5.1	-8.3	-3.0	-3.9	1.3	-0.7
Household appliances and electrical and electronic goods merchant wholesalers.....	4236		12.6	2.1	0.1	-3.3	5.3	-2.2

See footnotes at end of table.

Table 12. Producer price index percentage changes for the net output of selected industries and their products, not seasonally adjusted — Continued
 [August 2024]

Title ¹	Industry code	Product code	Unadjusted 12-month percent change ²	Unadjusted 1-month percent change ²				
			Aug. 2023 to Aug. 2024 ^P	Mar. to Apr.	Apr. to May ^P	May to June ^P	June to July ^P	July to Aug. ^P
Household appliances and electrical and electronic goods merchant wholesalers.	42360		12.6	2.1	0.1	-3.3	5.3	-2.2
Household appliances and electrical and electronic goods merchant wholesalers.	423600		12.6	2.1	0.1	-3.3	5.3	-2.2
Primary services.		423600-P	7.8	2.5	0.2	-3.9	6.5	-2.6
Household appliances, electrical, and electronics wholesaler services.		423600-1	7.8	2.5	0.2	-3.9	6.5	-2.6
Wholesaling of household appliances and electrical and electronic goods.		423600-11	—	2.4	0.2	-4.1	6.7	-2.7
Wholesaling of all other goods, except appliances and electrical and electronic goods.		423600-12	—	4.3	-0.1	2.3	-1.1	0.1
Hardware, plumbing and heating equipment and supplies merchant wholesalers.	4237		1.9	-0.1	4.6	2.5	-3.4	-0.1
Hardware, plumbing and heating equipment and supplies merchant wholesalers.	42370		1.9	-0.1	4.6	2.5	-3.4	-0.1
Hardware, plumbing, and heating equipment and supplies merchant wholesalers.	423700		1.9	-0.1	4.6	2.5	-3.4	-0.1
Primary services.		423700-P	1.8	-0.2	4.7	2.5	-3.4	-0.1
Hardware, plumbing, and heating equipment and supplies wholesaler services.		423700-1	1.8	-0.2	4.7	2.5	-3.4	-0.1
Wholesaling of hardware, plumbing, heating, and cooling equipment and supplies.		423700-11	—	-0.2	6.2	2.8	-3.8	0.1
Wholesaling of all other goods.		423700-12	—	0.3	-4.3	0.6	-0.7	-1.3
Machinery, equipment, and supplies merchant wholesalers.	4238		-0.7	-1.1	1.1	-0.3	-0.2	-0.1
Machinery, equipment, and supplies merchant wholesalers.	42380		-0.7	-1.1	1.1	-0.3	-0.2	-0.1
Machinery and supply merchant wholesalers.	423800		-0.8	-1.1	1.1	-0.3	-0.2	-0.1
Primary services.		423800-P	-1.7	-1.4	0.9	-0.4	-0.2	-0.1
Machinery and supply wholesaler services.		423800-1	-1.7	-1.4	0.9	-0.4	-0.2	-0.1
Wholesaling of machinery and equipment.		423800-11	—	-4.7	1.0	-1.3	-0.5	0.1
Wholesaling of parts, supplies, and all other goods.		423800-12	—	3.5	0.8	0.7	0.2	-0.4
Other receipts.		423800-SM	4.3	0.3	2.0	0.0	0.0	0.1
Miscellaneous durable goods merchant wholesalers (except materials recyclers).	4239		0.8	1.3	1.9	4.4	-4.5	1.5
Miscellaneous durable goods merchant wholesalers (except materials recyclers).	42390		0.8	1.3	1.9	4.4	-4.5	1.5
Miscellaneous durable goods, except recyclable material, merchant wholesalers.	423900		0.8	1.3	1.9	4.4	-4.5	1.5
Primary services.		423900-P	0.4	1.3	1.9	4.3	-4.6	1.6
Miscellaneous durable goods wholesaler services.		423900-1	0.4	1.3	1.9	4.3	-4.6	1.6
Merchant wholesalers, nondurable goods.	424		-0.2	-0.1	1.4	1.2	-1.2	-0.9
Paper and paper product merchant wholesalers.	4241		-4.4	0.6	-0.3	-1.0	0.0	-0.1
Paper and paper product merchant wholesalers.	42410		-4.4	0.6	-0.3	-1.0	0.0	-0.1
Paper and paper product merchant wholesalers.	424100		-4.4	0.6	-0.3	-1.0	0.0	-0.1
Primary services.		424100-P	-4.6	0.6	-0.3	-1.0	0.0	-0.1
Paper wholesaler services.		424100-1	-4.6	0.6	-0.3	-1.0	0.0	-0.1
Wholesaling of paper and paper products.		424100-11	-4.5	0.2	-0.5	-1.3	0.1	-0.2
Wholesaling of all other goods, except paper and paper products.		424100-12	-5.2	3.4	1.3	1.0	-0.8	0.8
Drugs and druggists' sundries merchant wholesalers.	4242		1.2	0.7	3.5	-1.5	1.7	1.7
Drugs and druggists' sundries merchant wholesalers.	42420		1.2	0.7	3.5	-1.5	1.7	1.7
Drugs and druggists' sundries merchant wholesalers.	424200		1.2	0.7	3.5	-1.5	1.7	1.7
Primary products.		424200-P	1.2	0.7	3.5	-1.5	1.7	1.7
Wholesaling of pharmaceuticals.		424200-1	8.7	0.7	4.1	-1.8	4.3	0.9
Wholesaling of all other goods, except pharmaceuticals.		424200-2	-8.0	0.7	2.7	-1.1	-1.9	2.7
Apparel and piece goods merchant wholesalers.	4243		-4.3	-5.5	0.6	1.1	0.0	-0.3
Apparel and piece goods merchant wholesalers.	42430		-4.3	-5.5	0.6	1.1	0.0	-0.3
Apparel and piece goods merchant wholesalers.	424300		-4.3	-5.5	0.6	1.1	0.0	-0.3
Primary services.		424300-P	-4.3	-5.5	0.6	1.1	0.0	-0.3
Apparel wholesaler services.		424300-1	-4.3	-5.5	0.6	1.1	0.0	-0.3
Wholesaling of apparel.		424300-11	-7.0	-5.4	0.7	1.9	-1.2	-1.8
Wholesaling of footwear, accessories, and all other goods, except apparel.		424300-12	—	-5.6	0.3	-1.4	3.6	4.2
Grocery and related product merchant wholesalers.	4244		7.1	1.9	-0.6	1.4	-2.0	-0.3
Grocery and related product merchant wholesalers.	42440		7.1	1.9	-0.6	1.4	-2.0	-0.3
Grocery and related product merchant wholesalers.	424400		7.1	1.9	-0.6	1.4	-2.0	-0.3
Primary services.		424400-P	7.2	1.9	-0.7	1.4	-2.0	-0.3
Grocery and related product wholesaler services.		424400-1	7.2	1.9	-0.7	1.4	-2.0	-0.3
Wholesaling of fresh meat, seafood, dairy, and fruits and vegetables.		424400-11	0.2	-2.3	1.4	0.1	3.0	-2.8
Wholesaling of packaged frozen and canned foods.		424400-12	4.2	-0.1	-1.7	-1.4	-0.4	0.8
Wholesaling of baked goods, non-alcoholic beverages, and all other groceries.		424400-13	17.4	7.3	-1.8	4.5	-6.7	0.5
Wholesaling of all other goods, except groceries.		424400-14	0.3	-1.1	0.8	0.5	-0.6	0.6

See footnotes at end of table.

Table 12. Producer price index percentage changes for the net output of selected industries and their products, not seasonally adjusted — Continued
 [August 2024]

Title ¹	Industry code	Product code	Unadjusted 12-month percent change ²	Unadjusted 1-month percent change ²				
				Aug. 2023 to Aug. 2024 ^P	Mar. to Apr.	Apr. to May ^P	May to June ^P	June to July ^P
Farm product raw material merchant wholesalers.....	4245		-36.2	4.3	3.4	14.3	-19.3	-11.8
Farm product raw material merchant wholesalers.....	42450		-36.2	4.3	3.4	14.3	-19.3	-11.8
Farm product raw material merchant wholesalers.....	424500		-36.2	4.3	3.4	14.3	-19.3	-11.8
Primary services.....		424500-P	-37.4	4.6	3.6	15.9	-20.3	-12.5
Farm product raw material wholesaler services.....		424500-1	-37.4	4.6	3.6	15.9	-20.3	-12.5
Wholesaling of grain and field beans.....		424500-11	—	5.3	6.9	28.6	-29.5	—
Wholesaling of all other goods.....		424500-13	-4.5	3.8	-0.3	1.2	-6.9	-4.2
Chemicals and allied products merchant wholesalers.....	4246		3.1	-2.6	-1.2	0.6	2.6	0.1
Chemicals and allied products merchant wholesalers.....	42460		3.1	-2.6	-1.2	0.6	2.6	0.1
Chemicals and allied products merchant wholesalers.....	424600		3.2	-2.6	-1.2	0.6	2.6	0.1
Primary services.....		424600-P	3.3	-2.7	-1.2	1.0	2.5	0.1
Wholesaling of chemicals, plastics, and allied products.....		424600-1	5.4	-3.3	-1.5	1.6	3.4	0.2
Wholesaling of all other goods, except chemicals, plastics, and allied products.....		424600-2	-6.7	0.2	0.0	-2.1	-1.8	0.0
Petroleum and petroleum products merchant wholesalers.....	4247		-4.1	-2.6	1.8	1.8	-2.5	-1.2
Petroleum and petroleum products merchant wholesalers.....	42470		-4.1	-2.6	1.8	1.8	-2.5	-1.2
Petroleum and petroleum products merchant wholesalers.....	424700		-4.1	-2.6	1.8	1.8	-2.5	-1.2
Primary services.....		424700-P	-4.2	-2.6	1.7	1.8	-2.5	-1.3
Wholesaling of petroleum products.....		424700-1	-4.0	-2.6	1.9	1.8	-2.5	-1.3
Wholesaling of all other goods, except petroleum products.....		424700-2	-9.7	-2.2	-5.1	1.6	-5.1	-0.9
Other receipts.....		424700-SM	—	0.7	2.6	-0.6	2.6	0.0
Beer, wine, and distilled alcoholic beverage merchant wholesalers.....	4248		5.5	0.0	-0.7	-0.4	0.9	-0.3
Beer, wine, and distilled alcoholic beverage merchant wholesalers.....	42480		5.5	0.0	-0.7	-0.4	0.9	-0.3
Beer, wine, and distilled alcoholic beverage merchant wholesalers.....	424800		5.5	0.0	-0.7	-0.4	0.9	-0.3
Primary services.....		424800-P	5.5	0.0	-0.7	-0.4	0.9	-0.3
Alcoholic beverage wholesaler services.....		424800-1	5.5	0.0	-0.7	-0.4	0.9	-0.3
Wholesaling of beer, wine, and distilled alcoholic beverages.....		424800-11	5.5	-0.1	-0.7	-0.4	0.8	-0.3
Wholesaling of all other goods, except alcoholic beverages.....		424800-12	5.1	2.4	-0.4	-0.4	2.4	-1.0
Miscellaneous nondurable goods merchant wholesalers.....	4249		2.9	0.4	4.2	2.7	0.3	-4.2
Miscellaneous nondurable goods merchant wholesalers.....	42490		2.9	0.4	4.2	2.7	0.3	-4.2
Miscellaneous nondurable goods merchant wholesalers.....	424900		2.9	0.4	4.2	2.7	0.3	-4.2
Primary services.....		424900-P	3.0	0.4	4.2	2.7	0.3	-4.3
Miscellaneous nondurable good wholesaler services.....		424900-1	3.0	0.4	4.2	2.7	0.3	-4.3
Material recyclers.....	429930		4.2	-0.8	0.7	-1.5	2.4	-1.6
Primary products.....		429930-P	4.7	-1.0	0.8	-1.8	1.5	-1.6
Ferrous metal scrap.....		429930-1	-1.3	-1.9	-0.3	-3.7	2.9	-0.4
Carbon steel scrap.....		429930-11	-1.2	-2.3	-0.5	-3.6	3.4	0.0
Heavy melting scrap.....		429930-111	—	-2.8	-1.3	-3.7	0.0	0.0
Carbon steel scrap bundles.....		429930-112	-11.4	2.2	0.0	-6.0	2.0	0.0
Shredded carbon steel scrap.....		429930-113	-3.4	-3.6	-1.3	-3.6	0.2	0.0
Cut plate and structural scrap.....		429930-114	-5.5	0.0	2.1	-2.8	0.7	0.0
Stainless and alloy steel scrap.....		429930-12	-2.3	2.0	2.1	-4.9	-2.3	-4.7
Cast iron scrap.....		429930-13	—	—	—	—	—	—
Nonferrous metal scrap.....		429930-2	8.1	4.9	8.5	0.3	-0.2	-7.4
Copper base scrap.....		429930-21	8.4	7.4	9.8	-5.8	2.9	-10.1
No 1 copper wire, heavy.....		429930-211	8.2	9.2	10.3	-7.0	3.9	-12.3
No 2 copper wire, mixed.....		429930-212	10.0	9.1	10.8	-7.3	4.0	-11.1
Yellow brass scrap.....		429930-213	—	0.9	7.1	-0.7	-0.7	—
Used beverage can scrap.....		429930-223	32.0	9.8	9.7	2.5	0.6	-3.7
Other nonferrous scrap (including lead, zinc and precious metals).....		429930-23	-6.2	3.4	-1.0	-1.0	0.5	-2.3
Recyclable paper.....		429930-3	—	-0.6	2.2	0.7	0.1	—
News and other low grade recyclable paper.....		429930-31	—	0.0	0.0	0.0	0.0	—
Corrugated recyclable paper.....		429930-33	—	-0.7	2.4	1.1	0.0	—
High grade recyclable paper (including pulp substitutes and deinking).....		429930-34	—	-0.6	2.4	0.1	0.5	—
Recyclable materials, excluding metals and paper.....		429930-4	-30.8	0.3	-1.9	11.7	-10.0	0.0
Recyclable plastics.....		429930-42	—	2.0	-11.4	-5.1	9.1	—
Other receipts.....		429930-SM1	—	—	—	—	—	—
Motor vehicle and parts dealers.....	441		-14.2	0.3	1.0	0.0	-2.0	-0.7
Automobile dealers.....	4411		-21.0	0.2	1.1	-1.1	-2.8	-1.1
New car dealers.....	44111		-21.1	0.2	1.1	-1.1	-2.8	-1.1

See footnotes at end of table.

Table 12. Producer price index percentage changes for the net output of selected industries and their products, not seasonally adjusted — Continued
 [August 2024]

Title ¹	Industry code	Product code	Unadjusted 12-month percent change ²	Unadjusted 1-month percent change ²				
				Aug. 2023 to Aug. 2024 ^P	Mar. to Apr.	Apr. to May ^P	May to June ^P	June to July ^P
New car dealers.....	441110		-23.3	0.0	1.4	-1.3	-3.0	-1.2
Primary services.....		441110-P	-28.4	-0.4	1.9	-1.8	-3.6	-1.6
Vehicle sales.....		441110-1	-39.5	-1.2	2.7	-2.8	-5.9	-2.7
New vehicle sales.....		441110-101	-43.0	-1.6	1.7	-0.9	-6.9	-3.3
Used vehicle sales.....		441110-102	-17.4	1.0	7.2	-11.0	-0.8	0.0
Service labor and parts.....		441110-2	2.9	1.0	0.5	0.0	0.6	0.3
Other receipts.....		441110-SM	-1.4	1.4	-0.5	0.3	-1.2	0.0
Recreational vehicle dealers.....	44121		13.7	-7.4	19.1	-12.4	14.3	1.3
Recreational vehicle dealers.....	441210		13.7	-7.4	19.1	-12.4	14.3	1.3
Primary services.....		441210-P	15.0	-7.3	20.5	-13.8	16.5	1.3
Recreational vehicle dealer services.....		441210-1	15.0	-7.3	20.5	-13.8	16.5	1.3
Boat dealers.....	441222		-5.2	11.5	-8.2	9.1	-15.0	0.0
Primary services.....		441222-P	-6.2	12.9	-9.1	10.0	-16.3	0.0
Boat dealer services.....		441222-1	-6.2	12.9	-9.1	10.0	-16.3	0.0
Automotive parts, accessories and tire retailers.....	4413		2.5	-0.1	-0.3	2.9	0.4	-0.1
Automotive parts and accessories retailers.....	44133		3.2	0.2	-0.5	0.9	0.0	-0.2
Automotive parts and accessories retailers.....	441330		3.2	0.2	-0.5	0.9	0.0	-0.2
Primary services.....		441330-P	3.2	0.2	-0.5	0.9	0.0	-0.2
Automotive parts and accessories store services, in-store retailing.....		441330-A	3.2	0.2	-0.5	0.9	0.0	-0.2
Tire dealers.....	44134		0.7	-0.5	0.2	7.0	1.2	0.1
Tire dealers.....	441340		0.7	-0.5	0.2	7.0	1.2	0.1
Primary services.....		441340-P	0.7	-0.5	0.2	7.0	1.2	0.1
Tire dealer services, in-store retailing.....		441340-A	0.7	-0.5	0.2	7.0	1.2	0.1
Building material & garden supply retailers.....	444		1.6	1.1	-2.4	0.4	-0.6	1.1
Building material and supplies dealers.....	4441		1.9	1.9	-3.0	0.3	-0.4	0.1
Building material and supplies dealers.....	44410		1.9	1.9	-3.0	0.3	-0.4	0.1
Building materials and supplies dealers.....	444100		1.9	1.9	-3.0	0.3	-0.4	0.1
Primary services.....		444100-P	1.9	1.9	-3.0	0.3	-0.4	0.1
Building materials and supplies dealer services, in-store retailing.....		444100-A	-2.2	2.6	-4.1	0.5	-0.7	0.2
Retailing of building materials, paint, and hardware.....		444100-A1	-2.7	3.9	-5.3	0.8	-1.1	0.2
Retailing of all other goods.....		444100-A2	-0.5	-1.8	0.2	-0.4	0.7	0.2
Lawn and garden equip and supplies retailers.....	4442		0.6	-2.5	0.6	0.8	-1.2	6.0
Nursery, garden, and farm supply retailers.....	44424		0.6	-2.5	0.6	0.8	-1.2	6.0
Nursery, garden, and farm supply retailers.....	444240		0.6	-2.5	0.6	0.8	-1.2	6.0
Primary services.....		444240-P	0.6	-2.5	0.6	0.8	-1.2	6.0
Nursery, garden center, and farm supply store services, in-store retailing.....		444240-A	0.6	-2.5	0.6	0.8	-1.2	6.0
Food and beverage retailers.....	445		0.7	-0.1	0.9	-0.5	-2.1	-0.1
Grocery retailers.....	4451		0.7	-0.1	1.2	-0.1	-2.3	-0.3
Grocery (except convenience) retailers.....	44511		0.7	-0.1	1.2	-0.1	-2.3	-0.3
Supermarkets and other grocery stores.....	445110		0.7	-0.1	1.2	-0.1	-2.3	-0.3
Primary services.....		445110-P	0.7	-0.1	1.2	-0.1	-2.3	-0.3
Supermarket and other grocery store services.....		445110-3	0.7	-0.1	1.2	-0.1	-2.3	-0.3
Retailing of food and beverage products.....		445110-32	0.5	-0.4	1.2	-0.2	-2.4	-0.2
Retailing of fresh meats.....		445110-321	-9.9	3.5	0.2	0.4	-4.3	-1.4
Retailing of fresh fruits and vegetables.....		445110-322	1.3	-0.7	0.8	0.1	-1.6	4.2
Retailing of bakery products.....		445110-323	4.5	0.4	6.4	-0.8	-1.8	0.3
Retailing of dairy products.....		445110-324	-1.7	-3.9	2.7	-5.6	-0.7	0.7
Retailing of deli products.....		445110-325	-3.0	-0.6	0.6	-1.1	0.2	-1.7
Retailing of frozen food products.....		445110-326	6.1	-2.1	4.5	-2.7	0.9	4.5
Retailing of alcoholic beverages.....		445110-327	5.4	-0.7	0.9	-2.6	-4.7	2.6
Retailing of all other food and beverage products.....		445110-328	4.4	-0.8	0.7	1.7	-3.1	-2.0
Retailing of nonfood products.....		445110-33	1.6	1.5	1.2	0.2	-1.6	-0.7
Retailing of cleaning and paper products.....		445110-331	-1.4	-1.0	1.1	0.0	1.4	-3.4
Retailing of health and beauty products.....		445110-332	8.4	3.0	0.0	-1.0	-0.9	1.1
Retailing of all other nonfood products.....		445110-333	-4.0	1.0	2.5	1.6	-3.7	-1.6
Specialty food retailers.....	4452		2.8	-0.4	-0.2	-5.9	-0.6	1.4
Specialty food retailers.....	445200		2.8	-0.4	-0.2	-5.9	-0.6	1.4
Primary services.....		445200-P	2.8	-0.4	-0.2	-5.9	-0.6	1.4

See footnotes at end of table.

Table 12. Producer price index percentage changes for the net output of selected industries and their products, not seasonally adjusted — Continued
 [August 2024]

Title ¹	Industry code	Product code	Unadjusted 12-month percent change ²	Unadjusted 1-month percent change ²				
				Aug. 2023 to Aug. 2024 ^P	Mar. to Apr.	Apr. to May ^P	May to June ^P	June to July ^P
Specialty food retailers - Continued								
Specialty food retailer services, in-store retailing.....		445200-A	2.8	-0.4	-0.2	-5.9	-0.6	1.4
Beer, wine, and liquor retailers.....	4453		-0.7	-0.3	-1.3	-0.2	-0.8	0.2
Beer, wine, and liquor retailers.....	44532		-0.7	-0.3	-1.3	-0.2	-0.8	0.2
Beer, wine, and liquor retailers.....	445320		-0.7	-0.3	-1.3	-0.2	-0.8	0.2
Primary services.....		445320-P	-0.7	-0.3	-1.3	-0.2	-0.8	0.2
Beer, wine, and liquor retailer services, in-store retailing.....		445320-A	-0.7	-0.3	-1.3	-0.2	-0.8	0.2
Retailing of beer, wine, and liquor.....		445320-A1	-1.8	-0.3	-1.8	-0.2	-1.0	0.2
Retailing of all other goods and sales of prepared foods.....		445320-A2	5.2	0.0	1.4	-0.1	0.6	0.2
Furniture, home furnishings, electronics, and appliance retailers.....	449		0.1	0.6	0.1	0.1	0.7	-0.2
Furniture and Home Furnishings Retailers.....	4491		-0.7	1.1	0.0	0.5	-0.4	-0.2
Furniture retailers.....	44911		-2.9	1.3	-0.5	-0.2	-0.6	-0.1
Furniture retailers.....	449110		-2.9	1.3	-0.5	-0.2	-0.6	-0.1
Primary services.....		449110-P	-3.1	1.4	-0.5	-0.2	-0.6	-0.2
Furniture retailer services, in-store retailing.....		449110-A	-3.1	1.4	-0.5	-0.2	-0.6	-0.2
Other receipts.....		449110-SM	2.7	-1.4	0.7	1.2	-0.2	0.8
Floor covering retailers.....	44912		5.8	0.5	1.2	2.3	0.2	-0.5
Floor covering retailers.....	449121		5.8	0.5	1.2	2.3	0.2	-0.5
Primary services.....		449121-P	5.8	0.5	1.2	2.3	0.2	-0.5
Floor covering retailer services, in-store retailing.....		449121-A	5.8	0.5	1.2	2.3	0.2	-0.5
Electronics and appliance retailers.....	4492		1.5	-0.4	0.3	-0.5	2.9	-0.3
Electronics and appliance retailers.....	44921		1.5	-0.4	0.3	-0.5	2.9	-0.3
Electronics and appliance retailers.....	449210		1.5	-0.4	0.3	-0.5	2.9	-0.3
Primary products.....		449210-P	1.5	-0.4	0.3	-0.5	2.9	-0.3
Electronics and appliance retailers services, in-store retailing.....		449210-A	3.0	-1.0	0.8	-0.1	3.2	0.0
Retailing of entertainment and communication products.....		449210-A1	15.7	-1.5	0.0	0.4	2.1	0.2
Retailing of computers, hardware, software, and supplies.....		449210-A2	7.7	0.0	0.0	0.0	4.5	-1.4
Retailing of major household appliances.....		449210-A3	-11.0	-9.4	8.5	-1.1	-1.5	0.0
Retailing of all other goods.....		449210-A4	-21.3	-1.6	4.2	-1.4	3.2	2.2
Electronic and appliance retailers services, online retailing.....		449210-B	-1.6	0.9	-0.9	-1.4	2.2	-0.8
General merchandise retailers.....	455		2.6	0.8	0.6	-0.2	-1.4	-1.1
Department stores.....	4551		2.3	-3.7	3.1	-1.0	-3.4	-4.9
Department stores.....	45511		2.3	-3.7	3.1	-1.0	-3.4	-4.9
Department stores.....	455110		2.3	-3.7	3.1	-1.0	-3.4	-4.9
Primary services.....		455110-P	2.3	-3.7	3.1	-1.0	-3.4	-4.9
Department store services, in-store retailing.....		455110-A	-0.3	-0.5	4.3	-1.2	-0.4	-10.4
Retailing of apparel.....		455110-A1	-	2.1	-3.8	-5.1	-0.3	-0.3
Retailing of all other goods.....		455110-A2	-	-2.2	9.7	1.4	-0.4	-16.6
Department store services, online retailing.....		455110-B	7.5	-9.6	0.7	-0.5	-9.9	8.0
Other general merchandise retailers.....	4552		2.6	1.6	0.2	0.0	-1.1	-0.4
Other general merchandise retailers.....	45521		2.6	1.6	0.2	0.0	-1.1	-0.4
Warehouse clubs, supercenters, and other general merchandise retailers.....	455210		2.6	1.6	0.2	0.0	-1.1	-0.4
Primary services.....		455210-P	2.6	1.6	0.2	0.0	-1.1	-0.4
Warehouse clubs, supercenters, and other general merch. retailer services, in-store retailing.....		455210-A	-0.9	2.3	0.3	0.0	-2.2	-0.9
Warehouse clubs and supercenters.....		455210-A1	-1.2	2.6	0.4	-0.1	-2.4	-1.0
All other general merchandise stores.....		455210-A2	1.6	0.1	0.0	0.1	-0.4	0.1
Health and personal care retailers.....	456		-4.4	0.8	-0.5	0.3	0.1	-1.6
Health and personal care retailers.....	4561		-4.4	0.8	-0.5	0.3	0.1	-1.6
Pharmacies and drug retailers.....	45611		-6.0	0.5	-0.6	0.8	0.4	-1.8
Pharmacies and drug retailers.....	456110		-6.0	0.5	-0.6	0.8	0.4	-1.8
Primary services.....		456110-P	-6.0	0.5	-0.6	0.8	0.4	-1.8
Pharmacy and drug retailer services, in-store retailing.....		456110-A	-8.3	0.9	-1.0	1.2	0.7	-2.9
Retailing of prescription drugs.....		456110-A1	-14.2	0.9	-1.1	0.5	1.0	-5.2
Retailing of over-the-counter drugs and all other goods.....		456110-A2	7.5	0.8	-0.7	3.1	0.0	2.3
Retailing of over-the-counter drugs.....		456110-A21	-3.7	1.7	-4.8	-0.1	0.0	0.0
Retailing of all other goods.....		456110-A22	11.5	0.5	0.7	4.2	0.0	3.0

See footnotes at end of table.

Table 12. Producer price index percentage changes for the net output of selected industries and their products, not seasonally adjusted — Continued
 [August 2024]

Title ¹	Industry code	Product code	Unadjusted 12-month percent change ²	Unadjusted 1-month percent change ²				
			Aug. 2023 to Aug. 2024 ^P	Mar. to Apr.	Apr. to May ^P	May to June ^P	June to July ^P	July to Aug. ^P
Optical goods retailers.....	45613		14.3	1.5	-0.1	-2.2	-2.5	0.0
Optical goods retailers.....	456130		13.8	1.5	-0.1	-2.2	-2.5	0.0
Primary services.....		456130-P	16.1	1.7	-0.1	-2.5	-2.8	0.0
Optical goods retailer services, in-store retailing.....		456130-A	16.1	1.7	-0.1	-2.5	-2.8	0.0
Food (health) supplement retailers.....	456191		-0.9	3.7	0.2	-3.3	-1.6	0.4
Primary services.....		456191-P	-0.9	3.7	0.2	-3.3	-1.6	0.4
Food (health) supplement store services, in-store retailing.....		456191-A	-0.9	3.7	0.2	-3.3	-1.6	0.4
Gasoline Stations and Fuel Dealers.....	457		16.0	-5.6	10.1	2.4	-3.8	10.2
Gasoline stations.....	4571		16.9	-6.6	11.8	3.9	-4.4	11.9
Gasoline stations.....	45710		16.9	-6.6	11.8	3.9	-4.4	11.9
Gasoline stations.....	457100		16.9	-6.6	11.8	3.9	-4.4	12.0
Primary products.....		457100-P	17.6	-6.8	12.1	4.1	-4.5	12.4
Gasoline station services.....		457100-1	17.6	-6.8	12.1	4.1	-4.5	12.4
Retailing of automotive fuels and lubricants.....		457100-11	25.0	-13.2	17.8	6.6	-7.5	20.1
Retailing of all other goods, sales of prepared foods, and repair services.....		457100-12	3.3	6.7	2.4	-0.8	1.7	-2.4
Fuel dealers.....	4572		11.6	0.0	1.8	-6.3	0.1	-0.3
Fuel dealers.....	45721		11.6	0.0	1.8	-6.3	0.1	-0.3
Fuel dealers.....	457210		11.6	0.0	1.8	-6.3	0.1	-0.3
Primary services.....		457210-P	11.5	0.0	1.8	-6.4	0.1	-0.3
Fuel Dealer Services.....		457210-1	11.5	0.0	1.8	-6.4	0.1	-0.3
Clothing and clothing accessories retailers.....	458		-2.8	-2.4	-1.7	-3.1	-6.3	2.1
Clothing retailers.....	4581		2.9	-3.1	0.5	-4.1	-8.5	4.0
Clothing retailers.....	45811		2.9	-3.1	0.5	-4.1	-8.5	4.0
Clothing and clothing accessories retailers.....	458110		2.9	-3.1	0.5	-4.1	-8.5	4.0
Primary services.....		458110-P	2.9	-3.1	0.5	-4.1	-8.5	4.0
Clothing and clothing accessories retailer services, in-store retailing.....		458110-A	2.3	-2.3	0.3	-3.5	-8.3	2.8
Retailing of apparel.....		458110-A1	1.4	-3.1	-1.7	-2.2	-7.7	2.2
Retailing of men's apparel.....		458110-A11	-4.4	-1.8	3.4	-6.5	1.1	-2.5
Retailing of women's apparel.....		458110-A12	5.1	-2.8	-3.6	-0.7	-11.4	3.9
Retailing of children's apparel.....		458110-A13	-1.0	-7.4	-3.4	1.2	-9.0	6.2
Retailing of all other goods.....		458110-A2	4.5	0.1	5.8	-7.0	-10.2	4.5
Shoe retailers.....	4582		-26.4	-5.1	-8.6	-3.5	-4.8	-1.5
Shoe retailers.....	45821		-26.4	-5.1	-8.6	-3.5	-4.8	-1.5
Shoe retailers.....	458210		-26.4	-5.1	-8.6	-3.5	-4.8	-1.5
Primary services.....		458210-P	-26.4	-5.1	-8.6	-3.5	-4.8	-1.5
Shoe retailer services, in-store retailing.....		458210-A	-26.4	-5.1	-8.6	-3.5	-4.8	-1.5
Jewelry retailers.....	4583		7.3	3.1	-2.4	0.9	-0.7	0.1
Jewelry retailers.....	45831		7.3	3.1	-2.4	0.9	-0.7	0.1
Jewelry retailers.....	458310		7.3	3.1	-2.4	0.9	-0.7	0.1
Primary services.....		458310-P	7.3	3.1	-2.4	0.9	-0.7	0.1
Jewelry retailer services, in-store retailing.....		458310-A	7.8	3.8	-2.9	1.1	-0.8	0.1
Sporting goods and hobby retailers.....	4591		4.2	-0.7	7.7	-4.2	3.2	2.7
Sporting goods retailers.....	45911		4.4	-2.0	10.4	-5.8	4.6	3.5
Sporting goods retailers.....	459110		4.4	-2.0	10.4	-5.8	4.6	3.5
Primary services.....		459110-P	4.5	-2.0	10.6	-5.9	4.7	3.5
Sporting goods store services, in-store retailing.....		459110-A	2.1	-2.8	14.8	-8.0	6.5	4.3
Retailing of sporting goods.....		459110-A1	-1.3	-3.6	3.9	-6.4	1.5	2.2
Hobby, toy, and game retailers.....	45912		3.5	3.0	0.5	0.5	-0.4	0.6
Hobby, toy, and game retailers.....	459120		3.5	3.0	0.5	0.5	-0.4	0.6
Primary services.....		459120-P	3.5	3.0	0.5	0.5	-0.4	0.6
Hobby, toy, and game store services, in-store retailing.....		459120-A	-0.5	0.1	0.0	0.0	-0.1	0.0
Retailing of hobby and craft goods, toys, and games (including video games).....		459120-A1	-0.4	0.1	0.0	0.0	-0.2	0.0
Retailing of all other goods.....		459120-A2	-0.6	0.0	0.0	0.0	0.0	0.0
Book retailers and news dealers.....	4592		0.2	-0.4	-0.9	1.6	-0.7	-0.1
Book retailers and news dealers.....	45921		0.2	-0.4	-0.9	1.6	-0.7	-0.1
Book retailers and news dealers.....	459210		0.2	-0.4	-0.9	1.6	-0.7	-0.1

See footnotes at end of table.

Table 12. Producer price index percentage changes for the net output of selected industries and their products, not seasonally adjusted — Continued
 [August 2024]

Title ¹	Industry code	Product code	Unadjusted 12-month percent change ²	Unadjusted 1-month percent change ²				
				Aug. 2023 to Aug. 2024 ^P	Mar. to Apr.	Apr. to May ^P	May to June ^P	June to July ^P
Book retailers and news dealers - Continued								
Primary services.....		459210-P	0.2	-0.4	-0.9	1.6	-0.7	-0.1
Book retailer and news dealer services, in-store retailing.....		459210-A	0.3	-0.5	-1.2	2.1	-1.0	-0.2
Retailing of books.....		459210-A1	0.6	-0.7	-1.7	2.8	-1.3	0.0
Retailing of all other goods.....		459210-A2	-0.6	0.0	0.0	0.3	0.0	-0.6
Office supplies, stationery, and gift retailers.....	4594		0.2	0.7	0.9	0.0	-1.6	0.0
Office supplies, stationery, and gift retailers.....	45940		0.2	0.7	0.9	0.0	-1.6	0.0
Office supplies, stationery, and gift retailers.....	459400		0.2	0.7	0.9	0.0	-1.6	0.0
Primary services.....		459400-P	0.2	0.7	0.9	0.0	-1.6	0.0
Office supplies, stationery, and gift retailer services, in-store retailing.....		459400-A	0.1	1.0	1.3	0.1	-2.4	0.0
Air transportation.....	481		-1.5	-1.4	-5.0	4.6	-1.6	-2.8
Scheduled air transportation.....	4811		-2.0	-1.7	-5.5	5.2	-1.8	-3.1
Scheduled air transportation.....	48111		-2.0	-1.7	-5.5	5.2	-1.8	-3.1
Scheduled passenger air transportation.....	481111		-2.0	-1.8	-5.6	5.4	-1.8	-3.2
Primary services.....		481111-P	-2.0	-1.8	-5.6	5.4	-1.8	-3.2
Domestic.....		481111-1	1.5	-2.2	-3.5	0.8	-2.0	-1.8
Domestic first class, including business.....		481111-101	-4.5	-4.5	0.9	-6.2	-8.3	-0.4
Domestic coach.....		481111-102	2.0	-2.0	-3.9	1.4	-1.5	-1.9
International.....		481111-2	-10.1	-0.6	-11.4	18.9	-1.4	-6.6
International first class, including business.....		481111-201	-8.1	-8.7	-12.3	12.8	-11.0	-3.0
International coach.....		481111-202	-10.3	0.4	-11.3	19.5	-0.4	-6.9
Scheduled freight air transportation.....	481112		-3.1	0.9	-0.8	0.6	-0.3	-2.3
Primary services.....		481112-P	-0.8	0.0	-0.4	1.4	-1.1	-0.4
Scheduled freight air transportation services.....		481112-1	-0.8	0.0	-0.4	1.6	-1.2	-0.3
Domestic scheduled freight air transportation services.....		481112-101	-8.0	-1.7	0.1	1.7	-2.7	-1.9
International scheduled freight air transportation services.....		481112-102	5.9	1.4	-0.8	1.6	0.0	0.9
Scheduled mail air transportation services.....		481112-2	-1.2	0.9	-1.2	-3.0	2.0	-1.5
Nonscheduled air transportation.....	4812		3.0	1.0	-0.2	0.1	-0.2	0.0
Nonscheduled air transportation.....	48121		3.0	1.0	-0.2	0.1	-0.2	0.0
Nonscheduled air passenger chartering.....	481211		3.1	0.5	-0.1	0.0	0.0	0.0
Primary services.....		481211-P	3.4	0.4	-0.1	0.0	0.0	0.0
Domestic nonscheduled air passenger services.....		481211-1	4.0	0.4	-0.1	0.0	0.0	0.0
International nonscheduled air passenger services.....		481211-2	0.6	0.6	0.0	0.0	0.0	0.0
Nonscheduled air freight chartering.....	481212		2.8	2.3	-0.5	0.2	-0.6	0.0
Primary services.....		481212-P	2.8	2.3	-0.5	0.2	-0.6	0.0
Domestic nonscheduled air freight services.....		481212-1	-0.8	0.0	0.0	0.0	-0.6	0.0
International nonscheduled air freight services.....		481212-2	10.0	6.8	-1.3	0.6	-0.5	0.0
Other receipts.....		481212-SM	-	-	-	0.7	0.0	-
Rail transportation.....	482		3.3	0.9	0.2	0.0	0.6	-0.1
Rail transportation.....	4821		3.3	0.9	0.2	0.0	0.6	-0.1
Rail transportation.....	48211		3.3	0.9	0.2	0.0	0.6	-0.1
Line-haul railroads.....	482111		3.3	0.9	0.2	0.0	0.6	-0.1
Primary services.....		482111-P	3.3	0.9	0.2	0.0	0.6	-0.1
Freight rail transportation.....		482111-4	3.4	0.9	0.2	0.0	0.6	-0.1
Carload freight rail transportation.....		482111-411	4.4	1.1	0.0	0.0	0.5	0.0
Intermodal freight rail transportation.....		482111-412	-0.6	0.3	0.8	-0.3	1.0	-0.5
Passenger rail transportation.....		482111-5	0.0	0.0	0.0	0.0	0.0	0.0
Coach service class.....		482111-506	0.0	0.0	0.0	0.0	0.0	0.0
All other service classes.....		482111-507	0.0	0.0	0.0	0.0	0.0	0.0
Water transportation.....	483		-3.1	0.6	-0.7	-0.6	0.3	0.0
Deep sea freight transportation.....	483111		-15.8	0.6	-3.6	-1.3	0.2	-0.2
Primary services.....		483111-P	-15.8	0.6	-3.6	-1.3	0.2	-0.2
Deep sea freight transportation services.....		483111-5	-15.8	0.6	-3.6	-1.3	0.2	-0.2
Coastal and Great Lakes freight transport.....	483113		7.1	0.6	1.4	0.0	0.2	0.0
Primary services.....		483113-P	7.0	0.6	1.4	0.0	0.2	0.0
Coastal and intercoastal freight transportation.....		483113-1	8.1	0.4	2.3	0.1	0.1	0.1
Great Lakes - St. Lawrence Seaway freight transportation.....		483113-2	3.1	2.7	-0.5	-0.6	0.3	0.0
Coastal and intercoastal towing transportation.....		483113-3	5.9	0.0	-0.1	-0.1	0.3	0.0

See footnotes at end of table.

Table 12. Producer price index percentage changes for the net output of selected industries and their products, not seasonally adjusted — Continued
 [August 2024]

Title ¹	Industry code	Product code	Unadjusted 12-month percent change ²	Unadjusted 1-month percent change ²				
				Aug. 2023 to Aug. 2024 ^P	Mar. to Apr.	Apr. to May ^P	May to June ^P	June to July ^P
Inland water transportation.....	4832		5.9	0.9	0.3	-0.2	1.1	0.3
Inland water transportation.....	48321		5.9	0.9	0.3	-0.2	1.1	0.3
Inland water freight transportation.....	483211		5.9	0.9	0.3	-0.2	1.1	0.3
Primary services.....		483211-P	6.1	0.9	0.4	-0.2	1.1	0.3
Inland water freight transportation services.....		483211-3	6.1	0.9	0.4	-0.2	1.1	0.3
Truck transportation.....	484		5.0	0.5	1.7	-0.1	2.0	-0.2
General freight trucking.....	4841		7.1	0.5	2.4	0.0	2.5	-0.3
General freight trucking, local.....	48411		8.8	1.2	-0.6	-0.2	0.6	0.1
General freight trucking, local.....	484110		8.8	1.2	-0.6	-0.2	0.6	0.1
Primary services.....		484110-P	3.4	1.1	-0.7	-0.4	0.0	0.2
General freight trucking services, local.....		484110-1	3.4	1.1	-0.7	-0.4	0.0	0.2
General freight trucking, local, truckload.....		484110-15	0.1	1.4	-0.7	-0.6	0.0	0.0
General freight trucking, local, less than truckload.....		484110-16	9.5	0.7	-0.7	0.0	0.1	0.5
General freight trucking, long-distance.....	48412		6.7	0.2	3.2	0.0	3.1	-0.4
General freight trucking, long-distance TL.....	484121		9.1	0.1	5.0	0.6	3.4	0.1
Primary services.....		484121-P	0.0	0.5	-1.2	-0.1	1.5	0.3
General freight trucking, long-distance, truckload.....		484121-2	0.0	0.5	-1.2	-0.1	1.5	0.3
General freight trucking, long-distance LTL.....	484122		1.2	0.6	-0.9	-1.2	2.4	-1.5
Primary services.....		484122-P	1.2	0.6	-0.9	-1.2	2.4	-1.5
General freight trucking, long-distance less than truckload.....		484122-1	1.2	0.6	-0.9	-1.2	2.4	-1.5
Specialized freight trucking.....	4842		-1.0	0.6	-0.1	-0.1	0.6	0.2
Used household and office goods moving.....	48421		-0.8	1.4	1.3	0.2	-0.4	-0.2
Used household and office goods moving.....	484210		-0.8	1.4	1.3	0.2	-0.4	-0.2
Primary services.....		484210-P	-0.8	1.4	1.3	0.2	-0.4	-0.2
Used household and office goods moving, except local.....		484210-2	2.3	2.2	2.4	0.3	-0.6	-0.3
Residential moving services, except local.....		484210-21	2.3	2.0	2.8	0.6	-0.7	-0.4
Commercial and other goods moving services, except local.....		484210-22	2.0	3.0	0.0	-1.5	0.1	0.0
Used household and office goods moving, local.....		484210-4	-6.5	0.0	-0.9	0.0	0.0	0.0
Residential moving services, local.....		484210-41	-7.8	0.0	-0.9	0.0	0.0	0.0
Commercial and other goods moving services, local.....		484210-42	0.7	0.0	-0.6	0.0	0.0	0.0
Specialized freight (except used) trucking, local.....	48422		1.6	1.2	0.0	-0.2	0.0	0.0
Specialized freight (except used goods) trucking, local.....	484220		1.6	1.2	0.0	-0.2	0.0	0.0
Primary services.....		484220-P	3.2	1.5	0.0	-0.3	0.0	0.0
Specialized freight (except used goods) trucking, local.....		484220-6	3.2	1.5	0.0	-0.3	0.0	0.0
Local hazardous materials trucking (except waste).....		484220-601	-0.2	0.0	0.0	0.0	0.0	0.0
Local agricultural products trucking without storage.....		484220-602	-1.5	0.0	0.0	-2.0	0.0	0.0
Dump trucking.....		484220-603	4.4	3.3	0.0	0.0	0.0	0.0
Local specialized trucking without storage.....		484220-604	3.0	0.0	0.0	0.0	0.0	0.0
Specialized freight (except used) trucking, long-distance.....	48423		-3.8	-0.5	-0.8	-0.2	1.6	0.5
Specialized freight (except used goods) trucking, long-distance.....	484230		-3.8	-0.5	-0.8	-0.2	1.6	0.5
Primary services.....		484230-P	-4.1	-0.6	-0.9	-0.1	1.8	0.6
Specialized freight (except used goods) trucking, long-distance.....		484230-6	-4.1	-0.6	-0.9	-0.1	1.8	0.6
Agricultural products trucking, long-distance.....		484230-602	7.4	0.5	-1.8	0.8	10.1	-0.1
All other specialized trucking, long-distance.....		484230-603	-5.9	-0.7	-0.7	-0.2	0.3	0.7
Pipeline Transportation.....	486		0.0	0.4	0.1	0.0	0.7	-0.1
Pipeline transportation of crude oil.....	4861		2.9	0.0	0.3	0.0	1.6	0.1
Pipeline transportation of crude oil.....	48611		2.9	0.0	0.3	0.0	1.6	0.1
Pipeline transportation of crude oil.....	486110		2.9	0.0	0.3	0.0	1.6	0.1
Primary services.....		486110-P	3.0	0.0	0.3	0.0	1.7	0.1
Pipeline transportation of crude oil.....		486110-3	3.0	0.0	0.3	0.0	1.7	0.1
Trans-Alaskan Pipeline System transportation.....		486110-311	10.5	0.0	0.0	0.0	11.2	0.0
Pipeline transportation of crude petroleum, except on the Trans-Alaskan Pipeline System.....		486110-312	2.5	0.0	0.3	0.0	1.1	0.1
Pipeline transportation of natural gas.....	4862		-2.0	0.7	0.0	0.0	0.1	-0.4
Pipeline transportation of natural gas.....	48621		-2.0	0.7	0.0	0.0	0.1	-0.4
Pipeline transportation of natural gas.....	486210		-2.0	0.7	0.0	0.0	0.1	-0.4
Primary services.....		486210-P	-2.0	0.7	0.0	0.0	0.1	-0.4

See footnotes at end of table.

Table 12. Producer price index percentage changes for the net output of selected industries and their products, not seasonally adjusted — Continued
 [August 2024]

Title ¹	Industry code	Product code	Unadjusted 12-month percent change ²	Unadjusted 1-month percent change ²				
				Aug. 2023 to Aug. 2024 ^P	Mar. to Apr.	Apr. to May ^P	May to June ^P	June to July ^P
Pipeline transportation of natural gas - Continued								
Pipeline transportation of natural gas services.....		486210-1	-2.0	0.7	0.0	0.0	0.1	-0.4
Other pipeline transportation.....	4869		2.1	0.0	0.0	0.0	1.4	0.4
Pipeline transportation of refined petroleum products.....	48691		2.1	0.0	0.0	0.0	1.4	0.4
Refined petroleum product pipeline transport.....	486910		2.1	0.0	0.0	0.0	1.4	0.4
Primary services.....		486910-P	2.1	0.0	0.0	0.0	1.4	0.4
Pipeline transportation of refined petroleum products.....		486910-1	2.1	0.0	0.0	0.0	1.4	0.4
Transportation support activities.....	488		10.1	1.0	3.5	0.0	0.1	-1.5
Air transportation support activities.....	4881		7.1	-0.4	1.2	0.9	1.0	0.2
Airport operations.....	48811		4.7	-1.2	1.7	1.5	1.7	0.3
Other airport operations.....	488119		4.7	-1.2	1.7	1.5	1.7	0.3
Primary services.....		488119-P	4.7	-1.2	1.7	1.5	1.7	0.3
Aeronautical services.....		488119-5	8.1	0.0	0.1	0.0	3.7	0.5
Landing fees.....		488119-501	6.1	-1.0	0.0	0.0	2.3	0.3
Terminal rental.....		488119-502	13.5	0.6	0.2	0.1	6.0	0.8
Other aeronautical services.....		488119-503	-0.4	0.0	0.0	0.0	0.6	0.0
Non-aeronautical services.....		488119-6	1.3	-2.5	3.5	3.0	-0.3	0.0
Airport parking.....		488119-601	6.1	0.2	1.0	0.0	0.1	0.0
Lease space for rental cars.....		488119-602	-12.3	-9.3	7.9	9.4	-1.5	0.0
Lease space for concessions.....		488119-603	7.9	-3.2	9.4	5.9	-0.7	0.0
Other non-aeronautical services.....		488119-604	6.2	0.0	0.2	0.3	0.5	0.0
Other air transportation support activities.....	48819		11.1	0.9	0.4	0.0	-0.1	0.0
Other support activities for air transport.....	488190		11.1	0.9	0.4	0.0	-0.1	0.0
Primary services.....		488190-P	11.4	0.9	0.5	0.0	-0.1	0.0
Other air transportation support activities.....		488190-5	11.4	0.9	0.5	0.0	-0.1	0.0
Water transportation support activities.....	4883		6.0	0.2	0.3	-0.1	0.4	0.9
Port and harbor operations.....	48831		3.6	-0.3	0.0	0.0	0.7	0.0
Port and harbor operations.....	488310		3.6	-0.3	0.0	0.0	0.7	0.0
Primary services.....		488310-P	4.1	-0.4	0.0	0.0	0.8	0.0
Port and harbor services.....		488310-1	4.1	-0.4	0.0	0.0	0.8	0.0
Marine cargo handling.....	48832		6.7	0.1	0.3	0.0	0.0	1.5
Marine cargo handling.....	488320		6.7	0.1	0.3	0.0	0.0	1.5
Primary services.....		488320-P	6.7	0.1	0.3	0.0	0.0	1.5
Movement of containers.....		488320-8	6.9	0.1	0.1	0.0	0.0	1.6
Other marine cargo handling.....		488320-9	5.8	0.0	1.6	0.0	0.0	1.0
Navigational services to shipping.....	48833		6.7	0.8	0.8	-0.2	0.8	0.4
Navigational services to shipping.....	488330		6.7	0.8	0.8	-0.2	0.8	0.4
Primary services.....		488330-P	6.8	0.8	0.9	-0.2	0.8	0.4
Navigational services to shipping and salvage.....		488330-1	6.8	0.8	0.9	-0.2	0.8	0.4
Freight transportation arrangement.....	4885		14.1	2.4	6.3	-0.6	-0.6	-3.4
Freight transportation arrangement.....	48851		14.1	2.4	6.3	-0.6	-0.6	-3.4
Freight transportation arrangement.....	488510		14.1	2.4	6.3	-0.6	-0.6	-3.4
Primary services.....		488510-P	15.0	2.5	6.8	-0.5	-0.7	-3.6
Freight forwarding.....		488510-1	-10.9	0.0	0.7	0.0	0.0	-9.0
Arrangement of freight and cargo n.e.c.....		488510-2	41.6	4.5	11.5	-0.9	-1.1	0.3
U.S. Postal Service.....	491		9.4	0.0	0.0	0.0	0.0	6.1
U.S. Postal Service.....	4911		9.4	0.0	0.0	0.0	0.0	6.1
U.S. Postal Service.....	49111		9.4	0.0	0.0	0.0	0.0	6.1
U.S. Postal Service.....	491110		9.4	0.0	0.0	0.0	0.0	6.1
Primary services.....		491110-P	9.4	0.0	0.0	0.0	0.0	6.1
Mailing services (market dominant services).....		491110-7	10.2	0.0	0.0	0.0	0.0	7.5
First class mail.....		491110-71	10.0	0.0	0.0	0.0	0.0	7.5
Retail letters.....		491110-711	10.7	0.0	0.0	0.0	0.0	7.4
Commercial letters.....		491110-712	10.0	0.0	0.0	0.0	0.0	8.0
Retail and commercial flats.....		491110-713	10.1	0.0	0.0	0.0	0.0	8.2
Other first class mail and fees.....		491110-714	7.7	0.0	0.0	0.0	0.0	4.0
Periodicals mail.....		491110-72	11.3	0.0	0.0	0.0	0.0	9.5

See footnotes at end of table.

Table 12. Producer price index percentage changes for the net output of selected industries and their products, not seasonally adjusted — Continued
 [August 2024]

Title ¹	Industry code	Product code	Unadjusted 12-month percent change ²	Unadjusted 1-month percent change ²				
				Aug. 2023 to Aug. 2024 ^P	Mar. to Apr.	Apr. to May ^P	May to June ^P	June to July ^P
U.S. Postal Service - Continued								
Outside county.....		491110-721	11.3	0.0	0.0	0.0	0.0	9.5
Other periodicals mail and fees.....		491110-722	12.3	0.0	0.0	0.0	0.0	8.7
Standard class mail.....		491110-73	10.6	0.0	0.0	0.0	0.0	7.4
High density and saturation flats and parcels.....		491110-731	10.6	0.0	0.0	0.0	0.0	7.9
Carrier route basic mail.....		491110-732	14.2	0.0	0.0	0.0	0.0	9.7
Bulk letters.....		491110-733	6.9	0.0	0.0	0.0	0.0	5.7
Bulk flats.....		491110-734	14.5	0.0	0.0	0.0	0.0	10.9
Other standard mail and fees.....		491110-735	21.3	0.0	0.0	0.0	0.0	9.1
Package services mail.....		491110-74	10.3	0.0	0.0	0.0	0.0	8.4
Special services and fees.....		491110-75	9.0	0.0	0.0	0.0	0.0	6.8
Shipping services (competitive services).....		491110-8	7.5	0.0	0.0	0.0	0.0	2.5
Domestic priority mail.....		491110-81	3.9	0.0	0.0	0.0	0.0	0.0
Other shipping services and shipping special services & fees.....		491110-82	10.0	0.0	0.0	0.0	0.0	4.4
Couriers and messengers.....	492		5.4	-0.1	0.2	-0.2	0.2	-0.3
Couriers and express delivery services.....	4921		5.7	-0.1	0.2	-0.2	0.2	-0.3
Couriers and express delivery services.....	49211		5.7	-0.1	0.2	-0.2	0.2	-0.3
Couriers and express delivery services.....	492110		5.7	-0.1	0.2	-0.2	0.2	-0.3
Primary services.....		492110-P	5.7	-0.1	0.2	-0.2	0.2	-0.3
Standard courier services.....		492110-1	6.4	-0.1	0.2	0.1	-0.2	0.0
Expedited courier services.....		492110-2	4.4	-0.2	0.1	-0.7	0.9	-0.8
Domestic expedited courier services.....		492110-201	5.0	-0.2	0.2	-0.7	0.9	-0.8
International expedited courier services.....		492110-202	3.0	-0.2	-0.1	-0.7	0.8	-0.8
Local messengers and local delivery.....	4922		0.0	0.0	0.0	0.0	0.0	0.0
Local messengers and local delivery.....	49221		0.0	0.0	0.0	0.0	0.0	0.0
Local messengers and local delivery.....	492210		0.0	0.0	0.0	0.0	0.0	0.0
Primary services.....		492210-P	0.0	0.0	0.0	0.0	0.0	0.0
Local messengers and local delivery services.....		492210-1	0.0	0.0	0.0	0.0	0.0	0.0
Warehousing and storage.....	493		5.9	2.2	-0.9	-0.8	0.7	-1.6
Warehousing and storage.....	4931		5.9	2.2	-0.9	-0.8	0.7	-1.6
General warehousing and storage.....	49311		6.4	2.3	-1.1	-1.6	1.0	-1.7
General warehousing and storage.....	493110		6.4	2.3	-1.1	-1.6	1.0	-1.7
Primary services.....		493110-P	6.4	2.3	-1.1	-1.6	1.0	-1.7
General warehousing and storage services.....		493110-1	6.4	2.3	-1.1	-1.6	1.0	-1.7
Refrigerated warehousing and storage.....	49312		4.0	1.6	0.1	2.9	-0.2	-1.8
Refrigerated warehousing and storage.....	493120		4.0	1.6	0.1	2.9	-0.2	-1.8
Primary services.....		493120-P	4.0	1.6	0.1	2.9	-0.2	-1.8
Warehousing and storage of refrigerated goods.....		493120-2	4.0	1.6	0.1	2.9	-0.2	-1.8
Farm product warehousing and storage.....	49313		1.0	0.0	0.0	0.0	0.0	0.8
Farm product warehousing and storage.....	493130		1.0	0.0	0.0	0.0	0.0	0.8
Primary services.....		493130-P	1.3	0.0	0.0	0.0	0.0	0.8
Farm product warehousing and storage services.....		493130-1	1.3	0.0	0.0	0.0	0.0	0.8
Publishing industries.....	513		4.0	1.2	0.5	0.2	0.2	-0.1
Newspaper, book, and directory publishers.....	5131		4.2	0.6	0.5	0.8	0.6	-0.4
Newspaper publishers.....	51311		3.3	0.2	0.1	2.2	0.0	-1.1
Newspaper publishers.....	513110		3.3	0.2	0.1	2.2	0.0	-1.1
Primary services.....		513110-P	3.3	0.2	0.1	2.2	0.0	-1.1
Newspaper publishing.....		513110-1	3.3	0.2	0.1	2.2	0.0	-1.1
Newspaper publishing from print publishers.....		513110-11	3.3	0.2	0.1	2.2	0.0	-1.1
Newspaper advertising sales.....		513110-111	-4.7	0.5	0.2	0.0	0.0	-3.8
Newspaper advertising sales, print only.....		513110-1111	-5.7	0.7	0.3	0.0	0.0	-4.7
Newspaper advertising sales, digital only and print and digital bundled.....		513110-1112	0.0	0.0	0.0	0.0	0.0	0.0
Newspaper subscription and single copy sales.....		513110-112	6.9	0.0	0.0	3.1	0.0	0.0
Newspaper subscriptions, print only.....		513110-1121	6.8	0.0	0.0	3.4	0.0	0.0
Newspaper subscriptions, online only and print and online bundled.....		513110-1122	8.2	0.2	0.1	0.1	0.2	0.0
Periodical publishers.....	51312		1.4	1.9	0.9	0.9	1.5	0.0
Periodical publishers.....	513120		1.4	1.9	0.8	0.9	1.5	0.0
Primary services.....		513120-P	0.1	0.1	-0.5	0.0	0.0	0.0

See footnotes at end of table.

Table 12. Producer price index percentage changes for the net output of selected industries and their products, not seasonally adjusted — Continued
 [August 2024]

Title ¹	Industry code	Product code	Unadjusted 12-month percent change ²	Unadjusted 1-month percent change ²				
				Aug. 2023 to Aug. 2024 ^P	Mar. to Apr.	Apr. to May ^P	May to June ^P	June to July ^P
Periodical publishers - Continued								
Periodical publishing.....		513120-1	0.1	0.1	-0.5	0.0	0.0	0.0
Periodical publishing from print publishers.....		513120-11	0.1	0.1	-0.5	0.0	0.0	0.0
Periodicals, advertising sales.....		513120-111	0.0	0.2	-0.9	0.0	0.0	0.0
Periodicals, subscriptions and single copy sales.....		513120-112	0.3	0.0	0.0	0.0	0.1	0.0
Specialized business and professional periodicals, subscriptions and single copy sales.....		513120-1121	1.5	0.0	0.0	0.0	0.3	0.0
General and consumer periodicals, subscriptions and single copy sales. . . .		513120-1122	0.1	0.1	0.0	0.0	0.0	0.0
Book publishers.....	51313		6.8	0.1	0.8	0.0	0.3	-0.5
Book publishers.....	513130		6.8	0.1	0.8	0.0	0.3	-0.5
Primary services.....		513130-P	7.6	0.2	0.9	0.0	0.3	-0.5
Book publishing from print publishers.....		513130-1	7.6	0.2	0.9	0.0	0.3	-0.5
Print book publishing.....		513130-101	7.6	0.2	0.9	0.0	0.3	-0.5
General adult and juvenile book publishing.....		513130-1011	3.6	0.3	2.6	-0.1	1.7	-2.1
General adult book publishing.....		513130-10111	0.8	0.3	2.8	-1.3	1.0	-1.4
Juvenile book publishing.....		513130-10112	6.8	0.3	2.4	1.3	2.4	-2.8
Textbook publishing, including teachers' editions and workbooks.....		513130-1012	7.2	0.6	-0.3	0.2	-0.2	0.6
College textbook publishing.....		513130-10121	6.7	2.4	-1.1	0.7	-0.6	2.2
Elementary and high school textbook publishing.....		513130-10122	7.3	0.0	0.0	0.0	0.0	0.0
Technical, scientific, and professional book publishing.....		513130-1013	11.7	0.3	0.0	0.0	0.0	0.0
General reference book publishing.....		513130-1014	10.7	-0.3	0.3	0.3	-1.6	-0.6
Religious book publishing.....		513130-1015	1.0	-3.4	3.7	-1.2	-0.1	0.3
Directory and mailing list publishers.....	51314		6.9	0.2	-0.1	0.2	1.2	0.3
Directory and mailing list publishers.....	513140		6.9	0.2	-0.1	0.2	1.2	0.3
Primary services.....		513140-P	7.2	0.2	-0.1	0.2	1.3	0.3
Directory and mailing list publishing.....		513140-1	7.2	0.2	-0.1	0.2	1.3	0.3
Directory and mailing list publishing from print publishers.....		513140-11	6.0	-0.6	-0.9	0.8	0.1	-0.7
Directory and mailing list publishing from print - ad sales incl. phone directory listings.....		513140-111	0.1	0.0	0.0	0.0	0.0	0.0
Directory and mailing list publishing from print - subscription, content, and licensing sales.....		513140-112	10.1	-0.9	-1.5	1.3	0.2	-1.1
Directory and mailing list publishing from Internet publishers.....		513140-12	7.5	0.4	0.2	0.0	1.6	0.6
Other publishers.....	51319		0.5	0.0	0.1	-0.2	0.2	-0.1
Greeting card publishers.....	513191		0.6	0.0	0.0	0.0	0.3	0.0
Primary services.....		513191-P	0.6	0.0	0.0	0.0	0.3	0.0
Greeting card publishing.....		513191-1	0.6	0.0	0.0	0.0	0.3	0.0
Greeting card publishing from print publishers.....		513191-101	0.6	0.0	0.0	0.0	0.3	0.0
All other publishers.....	513199		0.4	-0.2	0.2	-0.9	-0.2	-0.3
Primary services.....		513199-P	0.2	-0.2	0.3	-0.9	-0.2	-0.3
All other publishing including yearbooks, art prints, patterns, and trading cards. . . .		513199-1	0.2	-0.2	0.3	-0.9	-0.2	-0.3
All other publishing including yearbooks, art prints, patterns, and trading cards, from print.....		513199-11	0.2	-0.2	0.3	-0.9	-0.2	-0.3
Software publishers.....	5132		3.7	1.7	0.5	-0.3	-0.1	0.2
Software publishers.....	51321		3.7	1.7	0.5	-0.3	-0.1	0.2
Software publishers.....	513210		3.7	1.7	0.5	-0.3	-0.1	0.2
Primary services.....		513210-P	4.5	1.8	0.5	-0.3	0.2	0.4
Software publishing, except games.....		513210-5	3.8	1.6	1.3	-0.2	0.2	0.0
System & application software publishing, excluding maintenance, tech support & games.....		513210-505	2.2	1.1	1.6	-0.2	-0.3	0.0
System software publishing.....		513210-50501	-0.4	1.9	-0.1	-0.6	1.3	-0.9
Application software publishing.....		513210-50502	5.6	0.1	3.6	0.5	-2.2	1.1
Desktop and portable device application software publishing.....		513210-505021	-1.5	-0.6	-1.0	2.2	-3.5	-2.9
Other application software publishing.....		513210-505022	10.2	0.6	6.6	-0.6	-1.4	3.6
Software maintenance, technical support, and other services related to software publishing.....		513210-506	18.7	5.6	-1.0	-1.1	3.8	0.4
Game software publishing.....		513210-7	13.2	5.1	-8.2	-1.4	-0.1	4.8
Other receipts.....		513210-SM	-	0.0	0.0	0.0	-2.6	-
Broadcasting, except Internet.....	516		-3.6	2.0	2.1	-2.6	-1.5	-3.9
Radio and television broadcasting.....	5161		-1.9	0.1	-1.1	0.7	-3.6	1.0
Radio broadcasting.....	51611		-8.9	-0.6	2.6	-0.1	-8.2	0.8
Radio broadcasting stations.....	516110		-8.9	-0.6	2.6	-0.1	-8.2	0.8
Primary services.....		516110-P	-9.1	-0.6	2.6	-0.1	-8.4	0.9

See footnotes at end of table.

Table 12. Producer price index percentage changes for the net output of selected industries and their products, not seasonally adjusted — Continued
 [August 2024]

Title ¹	Industry code	Product code	Unadjusted 12-month percent change ²	Unadjusted 1-month percent change ²				
			Aug. 2023 to Aug. 2024 ^P	Mar. to Apr.	Apr. to May ^P	May to June ^P	June to July ^P	July to Aug. ^P
Radio broadcasting stations - Continued								
Radio station services.....		516110-1	-9.1	-0.6	2.6	-0.1	-8.4	0.9
Radio station advertising sales.....		516110-101	-11.0	-0.7	3.2	-0.1	-10.1	1.1
Radio station advertising sales, local.....		516110-10101	-13.6	-1.4	0.8	-0.9	-9.0	1.1
Radio station advertising sales, national and regional.....		516110-10102	-4.1	1.2	9.3	1.7	-12.7	1.0
Other radio station services.....		516110-102	0.0	0.0	0.0	0.0	0.0	0.0
Other receipts.....		516110-SM	1.2	0.0	0.0	0.1	0.5	0.1
Television broadcasting.....	51612		0.4	0.3	-2.2	1.0	-2.2	1.1
Television broadcasting stations.....	516120		0.4	0.3	-2.2	1.0	-2.2	1.1
Primary services.....		516120-P	0.5	0.3	-2.1	1.1	-2.1	1.1
Television station advertising sales.....		516120-3	0.9	0.4	-3.6	1.8	-3.6	1.8
Other television station broadcasting services.....		516120-4	0.0	0.0	0.0	0.0	0.0	0.0
Other receipts.....		516120-SM	-4.6	1.3	0.0	-3.5	0.1	0.0
Cable and other subscription programming.....	5162		-4.4	2.8	3.6	-4.1	-0.6	-6.1
Cable and other subscription programming.....	51621		-4.4	2.8	3.6	-4.1	-0.6	-6.1
Media streaming dist svcs, social networks, and other media networks and content providers.....	516210		-4.4	2.8	3.6	-4.1	-0.6	-6.1
Primary services.....		516210-P	-4.5	2.8	3.6	-4.1	-0.6	-6.1
Cable networks.....		516210-1	-6.1	3.8	2.8	-4.6	-0.2	-10.5
Cable network advertising services.....		516210-11	-7.9	4.4	3.2	-5.9	-0.3	-12.3
Cable network programming services.....		516210-12	4.8	0.0	0.0	3.7	0.0	0.0
Radio network and national syndication services.....		516210-3	-5.2	4.4	16.7	-9.1	-3.6	4.8
Telecommunications.....	517		2.6	1.1	0.5	0.0	0.1	0.1
Wired and wireless telecommunications carriers.....	5173		2.6	1.1	0.5	0.0	0.1	0.1
Wired and wireless telecommunications carriers.....	51731		2.6	1.1	0.5	0.0	0.1	0.1
Wired telecommunications carriers.....	517311		3.8	1.8	0.1	-0.1	0.2	0.1
Primary products.....		517311-P	3.8	1.8	0.1	-0.1	0.2	0.1
Local telephone service, except private lines.....		517311-1	1.9	1.6	0.0	-0.5	0.2	-0.1
Residence local telephone service.....		517311-111	2.9	1.6	0.0	-0.3	0.0	0.1
Business and other local telephone service.....		517311-112	-0.2	1.6	-0.1	-1.0	0.7	-0.6
Public switched toll service.....		517311-2	5.5	1.3	2.0	0.7	1.2	-0.5
Residence switched toll service.....		517311-21	7.1	2.4	1.5	-0.3	-0.2	0.1
Business switched toll and other toll service.....		517311-22	3.9	0.3	2.4	1.7	2.6	-1.1
Private line telephone service.....		517311-3	8.4	2.1	1.0	-0.6	-0.3	1.4
All-distance telephone service.....		517311-4	6.4	-0.1	0.3	2.0	0.0	0.2
Residential all-distance telephone service.....		517311-401	11.4	0.1	1.3	3.5	0.2	0.2
Business all-distance telephone service.....		517311-402	1.5	-0.3	-0.7	0.6	-0.3	0.2
Video programming distribution.....		517311-5	1.9	1.1	0.3	0.5	-1.8	-1.7
Video programming subscriber services.....		517311-501	0.6	1.2	0.3	0.5	-2.0	-1.8
Advertising services.....		517311-502	21.5	0.0	0.0	0.0	0.0	0.0
Internet access services.....		517311-6	4.1	0.1	0.1	-0.1	1.3	1.5
Residential Internet access services.....		517311-601	4.4	0.1	0.1	-0.2	1.6	1.6
Business Internet access services.....		517311-602	3.3	0.1	0.2	0.3	0.5	1.2
Bundled access services.....		517311-7	4.1	3.0	-0.5	-0.3	0.6	0.5
Other wired telecommunications services.....		517311-9	4.1	0.4	1.6	0.6	-0.5	-0.3
Wireless telecommunications carriers.....	517312		0.9	0.0	1.2	0.0	0.0	0.0
Primary services.....		517312-P	0.9	0.0	1.2	0.0	0.0	0.0
Wireless telecommunications services.....		517312-1	0.9	0.0	1.2	0.0	0.0	0.0
Data processing and related services.....	5182		1.1	0.3	0.3	-0.4	0.2	-0.1
Data processing and related services.....	51821		1.1	0.3	0.3	-0.4	0.2	-0.1
Data processing, hosting and related services.....	518210		1.1	0.3	0.3	-0.4	0.2	-0.1
Primary services.....		518210-P	1.3	0.4	0.4	-0.4	0.2	-0.1
Business process management services.....		518210-1	0.3	0.0	0.1	0.0	0.0	0.0
Data management, information transformation, and related services.....		518210-4	0.0	0.0	0.0	0.0	0.0	0.0
Hosting, ASP, and other IT infrastructure provisioning services.....		518210-5	2.2	0.7	0.7	-0.8	0.4	-0.2
Other receipts.....		518210-SM	0.0	0.0	0.0	0.0	0.0	0.0
Depository credit intermediation.....	5221		6.1	1.4	-1.8	0.9	-2.2	3.1
Commercial banking.....	52211		6.1	1.4	-1.9	0.9	-2.3	3.1
Commercial banking.....	522110		6.1	1.4	-1.9	0.9	-2.3	3.1
Primary services.....		522110-P	6.1	1.4	-1.9	0.9	-2.3	3.1

See footnotes at end of table.

Table 12. Producer price index percentage changes for the net output of selected industries and their products, not seasonally adjusted — Continued
 [August 2024]

Title ¹	Industry code	Product code	Unadjusted 12-month percent change ²	Unadjusted 1-month percent change ²				
			Aug. 2023 to Aug. 2024 ^P	Mar. to Apr.	Apr. to May ^P	May to June ^P	June to July ^P	July to Aug. ^P
Commercial banking - Continued								
Loan services.....		522110-1	0.2	2.3	-3.1	-0.9	-3.8	5.0
Residential real estate loans, except home equity.....		522110-101	23.4	3.2	1.4	-17.9	-0.8	7.3
Nonresidential real estate loans.....		522110-102	-2.5	2.9	-4.3	2.0	-4.8	4.4
Home equity loans.....		522110-103	-12.4	1.6	-5.7	0.7	-2.8	8.3
Commercial, industrial, and agricultural loans, except real estate.....		522110-105	-1.2	1.3	-2.8	2.5	-3.5	4.3
New and used auto and truck loans.....		522110-106	6.3	6.5	-6.1	2.9	-5.2	7.9
Credit cards, overdraft credit, and related plans.....		522110-107	-0.6	1.2	-3.8	3.5	-3.0	3.1
Other loan services.....		522110-108	0.2	1.6	-2.5	1.2	-4.7	3.8
Deposit services.....		522110-2	23.8	-0.1	0.4	5.2	0.4	-0.2
Demand deposits.....		522110-201	26.3	-0.6	0.7	3.7	0.8	1.1
Time and other deposits.....		522110-202	21.2	0.3	0.2	6.8	-0.1	-1.6
Trust services.....		522110-3	-6.5	0.0	1.9	0.0	0.0	-3.2
Other banking services.....		522110-4	-6.0	-6.9	-0.4	0.0	0.1	1.0
Savings institutions.....	52218		7.6	1.5	0.7	0.1	0.3	2.7
Savings institutions and other depository credit intermediation.....	522180		7.6	1.5	0.7	0.1	0.3	2.7
Primary services.....		522180-P	7.6	1.5	0.7	0.1	0.3	2.7
Loan services.....		522180-1	13.2	2.4	0.9	2.5	0.5	3.5
Residential real estate loans, except home equity.....		522180-101	7.4	0.5	6.1	1.7	2.9	1.3
Nonresidential real estate loans.....		522180-102	13.4	1.9	-1.1	1.2	-0.2	4.7
Home equity loans.....		522180-103	12.1	2.3	-0.3	5.2	1.6	3.4
Commercial, industrial, and agricultural loans, except real estate.....		522180-105	10.9	-1.0	3.5	0.9	1.9	2.9
New and used auto and truck loans.....		522180-106	22.0	5.5	-0.4	2.7	-3.7	7.0
Credit cards, overdraft credit, and related plans.....		522180-109	18.9	7.6	-1.3	4.1	1.2	0.3
Other loan services.....		522180-111	15.1	4.9	-2.3	6.5	-2.8	8.1
Deposit services.....		522180-2	-6.4	-0.6	0.2	-6.5	-0.5	0.3
Demand deposits.....		522180-201	27.1	-0.2	0.1	1.6	1.1	4.7
Time and other deposits.....		522180-202	-17.7	-0.8	0.2	-10.0	-1.2	-1.9
Trusts and other banking services.....		522180-3	0.9	0.0	0.0	0.0	0.0	0.0
Security, commodity contracts and like activity.....	523		8.9	1.8	-0.6	1.2	1.7	0.3
Securities and commodity contracts intermediation and brokerage.....	5231		7.6	-0.7	0.8	0.8	1.3	0.4
Investment banking and securities intermediation.....	52315		7.6	-0.7	0.8	0.8	1.3	0.4
Investment banking and securities intermediation.....	523150		7.6	-0.7	0.8	0.8	1.3	0.4
Primary services.....		523150-P	7.6	-0.7	0.8	0.8	1.3	0.4
Securities brokerage.....		523150-1	3.8	-0.4	0.7	0.0	1.4	0.0
Brokerage services.....		523150-101	3.2	-1.5	1.7	0.0	1.3	0.0
Brokerage services, equities and ETFs.....		523150-1011	8.0	-3.6	4.3	0.0	3.3	0.0
Brokerage services, all other securities.....		523150-1012	0.1	-0.1	0.0	0.0	0.0	0.0
Other securities related services including margin lending and mutual fund sales.....		523150-102	4.0	0.0	0.3	0.0	1.5	0.0
Investment banking and securities dealing.....		523150-2	10.3	-0.9	0.9	1.4	1.1	0.7
Dealer transactions.....		523150-201	33.6	-2.8	1.7	3.2	3.5	-0.8
Dealer transactions, equity securities.....		523150-2011	56.2	-3.6	2.9	4.7	3.8	-2.0
Dealer transactions, debt securities and all other trading.....		523150-2012	2.1	-1.0	-0.7	0.0	3.0	1.7
Investment banking services.....		523150-202	14.4	-0.4	1.5	1.2	0.2	1.7
Other securities dealing services.....		523150-203	-4.1	0.0	0.0	0.3	0.1	1.1
Portfolio management and investment advice.....	52394		9.9	4.0	-1.8	1.5	2.1	0.2
Portfolio management and investment advice.....	523940		9.9	4.0	-1.8	1.5	2.1	0.2
Primary services.....		523940-P	9.9	4.0	-1.8	1.5	2.1	0.2
Portfolio management.....		523940-1	9.9	4.2	-1.5	1.2	2.0	0.0
Mutual fund and exchange traded fund management.....		523940-11	4.6	3.2	-3.2	2.5	1.5	-0.8
Management of equity funds.....		523940-1101	4.1	5.1	-4.8	3.7	2.1	-1.4
Management of bond funds.....		523940-1102	4.2	-0.6	-0.9	0.8	0.1	0.8
Management of other funds.....		523940-1103	6.5	0.4	0.2	0.2	0.7	0.2
Private portfolio management.....		523940-12	12.7	4.7	-0.6	0.5	2.2	0.3
Management of equity private portfolios.....		523940-1201	18.6	7.1	-0.7	0.8	2.2	0.5
Management of bond private portfolios.....		523940-1202	6.0	0.7	-0.2	0.1	2.3	0.0
Management of other private portfolios.....		523940-1203	1.6	0.5	-0.4	0.0	2.1	0.1
Investment advice.....		523940-2	10.5	3.1	-3.6	3.6	2.7	1.7
Investment advisory services.....		523940-21	10.5	3.1	-3.6	3.6	2.7	1.7
Insurance carriers and related activities.....	524		4.1	0.3	0.4	0.0	0.1	0.3
Insurance carriers.....	5241		4.1	0.3	0.4	0.1	0.1	0.3

See footnotes at end of table.

Table 12. Producer price index percentage changes for the net output of selected industries and their products, not seasonally adjusted — Continued
 [August 2024]

Title ¹	Industry code	Product code	Unadjusted 12-month percent change ²	Unadjusted 1-month percent change ²				
				Aug. 2023 to Aug. 2024 ^P	Mar. to Apr.	Apr. to May ^P	May to June ^P	June to July ^P
Direct life/health/medical insurance carriers.....	52411		3.1	0.0	0.1	0.0	0.0	0.4
Direct life insurance carriers.....	524113		-0.8	0.1	0.2	0.0	0.0	0.3
Primary services.....		524113-P	-0.8	0.1	0.2	0.0	0.0	0.3
Life insurance policies.....		524113-1	-1.1	-0.1	0.3	0.0	0.0	0.4
Individual life insurance policies.....		524113-101	-0.4	0.0	0.4	0.0	0.0	0.5
Term life insurance policies.....		524113-10101	2.3	0.0	0.0	0.0	0.0	2.2
Whole life insurance policies.....		524113-10102	0.6	0.0	0.0	0.0	0.0	0.6
Universal life insurance policies.....		524113-10103	-1.5	0.1	0.0	0.0	0.0	0.0
Variable-universal and other individual life insurance policies.....		524113-10105	-2.2	0.0	1.4	0.0	0.0	0.0
Group life insurance policies.....		524113-102	-4.0	-0.4	0.0	0.0	0.2	0.0
Annuities.....		524113-2	2.2	2.2	-0.2	0.0	0.0	0.0
Variable deferred annuities.....		524113-201	0.6	0.7	0.0	0.0	0.0	0.0
Fixed-rate deferred annuities.....		524113-202	6.0	5.6	-0.4	0.1	-0.1	0.0
Immediate annuities.....		524113-203	-1.3	-0.5	-0.1	0.0	-0.1	0.0
Disability insurance policies.....		524113-3	-0.5	0.0	0.0	0.0	0.0	0.0
Direct health and medical insurance carriers.....	524114		4.7	0.0	0.0	-0.1	0.0	0.4
Primary services.....		524114-P	4.7	0.0	0.0	-0.1	0.0	0.4
Medical service plans.....		524114-1	4.7	0.0	0.0	-0.1	0.0	0.4
Comprehensive medical service plans.....		524114-101	4.8	0.0	0.0	0.0	0.0	0.9
Group managed care medical service plans.....		524114-10101	4.6	-0.1	0.1	-0.1	0.0	0.0
Group fee-for-service medical service plans.....		524114-10102	7.5	0.0	0.0	0.0	0.2	7.3
Individual comprehensive medical service plans.....		524114-10103	4.2	0.0	0.0	0.0	0.0	0.0
Non-comprehensive medical service plans.....		524114-103	4.6	0.0	0.0	-0.1	0.0	0.0
Dental service plans.....		524114-10301	1.8	0.0	0.2	0.2	0.1	0.0
Supplemental Medicare service plans.....		524114-10302	4.2	0.0	0.0	-0.2	0.0	0.0
Other medical service plans.....		524114-10303	5.3	0.0	0.0	0.0	0.0	0.0
Indemnity health insurance plans.....		524114-2	0.1	0.0	0.0	0.0	0.0	0.0
Other direct insurance carriers.....	52412		6.4	0.8	1.1	0.2	0.2	0.2
Direct property and casualty insurers.....	524126		6.4	0.8	1.1	0.2	0.2	0.2
Primary services.....		524126-P	6.4	0.8	1.1	0.2	0.2	0.2
Private passenger auto insurance.....		524126-1	6.5	0.5	1.6	0.2	0.3	0.0
Homeowner's insurance.....		524126-2	10.4	2.1	0.5	0.1	0.3	0.0
Commercial auto insurance.....		524126-3	6.4	1.9	0.8	-0.6	0.5	0.0
Non-auto liability insurance.....		524126-4	6.5	-0.1	2.0	0.9	0.1	0.9
Medical malpractice insurance.....		524126-402	-2.9	-1.0	0.0	0.0	0.0	0.0
Product and other non-auto liability insurance.....		524126-403	7.9	0.0	2.3	1.1	0.1	1.1
Commercial multiple peril insurance.....		524126-5	10.8	-0.1	0.0	0.1	0.0	1.4
Worker's compensation insurance.....		524126-6	-3.9	0.5	0.3	1.4	-0.5	-0.1
Other property and casualty insurance.....		524126-7	1.5	0.8	0.0	0.0	0.0	0.0
Insurance agencies and brokerages.....	52421		2.5	0.0	0.0	0.0	0.7	0.0
Insurance agencies and brokerages.....	524210		2.5	0.0	0.0	0.0	0.7	0.0
Primary services.....		524210-P	2.6	0.0	0.0	0.0	0.7	0.0
Sale of property and casualty insurance.....		524210-1	2.6	0.0	0.1	0.0	0.2	0.0
Sale of personal property and casualty insurance.....		524210-101	4.6	0.0	0.0	0.0	0.0	0.0
Sale of private passenger auto insurance.....		524210-10101	6.2	0.0	0.0	0.0	0.0	0.0
Sale of homeowner's insurance.....		524210-10102	1.4	0.0	0.0	0.0	0.0	0.0
Sale of other personal property and casualty insurance.....		524210-10103	0.2	0.0	0.0	0.0	0.0	0.0
Sale of commercial property and casualty insurance.....		524210-102	0.6	0.0	0.1	0.0	0.3	0.0
Sale of life insurance and annuities.....		524210-2	6.5	0.0	0.0	0.0	4.3	0.0
Sale of health and medical insurance.....		524210-3	1.2	0.0	0.0	0.0	1.1	0.0
Sale of other insurance.....		524210-4	0.0	0.0	0.0	0.0	0.0	0.0
Lessors of nonresidential buildings (except miniwarehouses).....	53112		2.6	0.5	-0.6	1.8	1.8	-0.5
Lessors of nonresidential buildings.....	531120		2.6	0.5	-0.6	1.8	1.8	-0.5
Primary services.....		531120-P	2.6	0.5	-0.6	1.8	1.8	-0.5
Leasing of shopping centers and retail stores.....		531120-1	5.8	1.7	-0.7	3.5	2.4	1.9
Leasing of professional and office buildings.....		531120-2	-7.0	-0.3	-0.7	-0.4	1.2	-6.9
Leasing of manufacturing and industrial buildings.....		531120-3	6.6	0.1	0.0	0.1	0.4	-0.3
Leasing of other nonresidential buildings and facilities.....		531120-7	17.9	-0.4	-0.3	4.8	2.7	9.7
Lessors of miniwarehouse and self storage units.....	53113		-4.6	-0.7	-3.2	-0.3	-0.1	0.6
Miniwarehouse and self-storage unit operators.....	531130		-4.6	-0.7	-3.2	-0.3	-0.1	0.6
Primary services.....		531130-P	-4.6	-0.7	-3.2	-0.3	-0.1	0.6
Miniwarehouse and self-storage unit operation.....		531130-1	-4.6	-0.7	-3.2	-0.3	-0.1	0.6

See footnotes at end of table.

Table 12. Producer price index percentage changes for the net output of selected industries and their products, not seasonally adjusted — Continued
 [August 2024]

Title ¹	Industry code	Product code	Unadjusted 12-month percent change ²	Unadjusted 1-month percent change ²				
				Aug. 2023 to Aug. 2024 ^P	Mar. to Apr.	Apr. to May ^P	May to June ^P	June to July ^P
Offices of real estate agents and brokers.	5312		2.3	1.0	0.7	0.8	0.9	0.6
Offices of real estate agents and brokers.	53121		2.3	1.0	0.7	0.8	0.9	0.6
Offices of real estate agents and brokers.	531210		2.3	1.0	0.7	0.8	0.9	0.6
Primary services.		531210-P	2.3	1.0	0.7	0.8	0.9	0.6
Real estate brokerage, residential property sales and leases.		531210-1	3.2	1.1	0.9	1.0	0.7	0.6
Real estate brokerage, nonresidential property sales and leases including land sales and leases.		531210-6	-1.7	0.3	-0.2	-0.4	1.7	0.7
Real estate brokerage, nonresidential property sales including land sales.		531210-601	-3.1	0.5	-0.3	-0.7	2.5	0.9
Real estate brokerage, nonresidential property leases including land leases.		531210-602	1.2	0.0	0.0	0.2	0.0	0.2
Real estate property managers.	53131		3.5	0.6	0.0	1.4	-0.9	0.1
Residential property managers.	531311		4.1	0.4	0.0	0.8	0.1	-0.2
Primary services.		531311-P	4.1	0.4	0.0	0.8	0.1	-0.2
Residential property management services.		531311-1	4.1	0.4	0.0	0.8	0.1	-0.2
Nonresidential property managers.	531312		2.6	0.9	-0.1	2.5	-2.7	0.6
Primary services.		531312-P	2.6	0.9	-0.1	2.5	-2.7	0.6
Nonresidential property management services.		531312-1	2.6	0.9	-0.1	2.5	-2.7	0.6
Offices of real estate appraisers.	531320		0.7	0.0	0.2	0.2	0.1	0.0
Primary services.		531320-P	0.7	0.0	0.2	0.2	0.1	0.0
Real estate appraisal services.		531320-1	0.7	0.0	0.2	0.2	0.1	0.0
Automotive equipment rental and leasing.	5321		0.5	-1.8	0.0	5.7	3.8	-3.0
Passenger car rental and leasing.	53211		-0.2	-3.4	0.0	8.7	5.5	-4.6
Passenger car rental.	532111		-0.2	-3.4	0.0	8.7	5.5	-4.6
Primary services.		532111-P	-0.2	-3.4	0.0	8.7	5.5	-4.6
Standard passenger car rental.		532111-2	-2.4	-4.9	-0.2	11.8	7.1	-6.0
Passenger car rental for business travel.		532111-211	0.9	-4.8	0.5	16.7	4.4	-9.4
Passenger car rental for leisure travel.		532111-221	-3.5	-4.9	-0.4	10.1	8.0	-4.8
Replacement passenger car rental.		532111-3	6.5	0.8	0.4	0.4	0.9	-0.1
Truck, utility trailer and RV rental and leasing.	53212		1.7	1.2	-0.1	-0.1	0.2	0.4
Truck, utility trailer, and RV rental and leasing.	532120		1.7	1.2	-0.1	-0.1	0.2	0.4
Primary services.		532120-P	1.9	1.3	-0.1	-0.1	0.2	0.4
Rental of trucks, truck trailers, RVs.		532120-1	-1.0	1.8	-1.1	0.5	-0.6	1.0
Leasing of trucks, truck trailers, and RVs.		532120-4	3.7	1.0	0.5	-0.5	0.7	0.1
Other receipts.		532120-SM	-0.2	0.1	-0.3	0.1	0.1	-0.4
Other heavy machinery rental and leasing.	532412		1.1	-0.2	-0.6	0.6	-0.3	0.2
Primary services.		532412-P	0.8	-0.2	-0.8	0.7	-0.4	0.3
Construction equipment rental and leasing.		532412-1	1.2	-0.3	-1.1	1.1	-0.5	0.4
Oilfield and well drilling equipment rental and leasing.		532412-2	0.0	0.0	0.0	0.0	0.0	0.0
Other receipts.		532412-SM	2.6	0.0	0.0	0.0	0.0	0.0
Legal services.	5411		8.1	1.5	0.2	-0.3	0.4	0.1
Offices of lawyers.	54111		8.1	1.5	0.2	-0.3	0.4	0.1
Offices of lawyers.	541110		8.1	1.5	0.2	-0.3	0.4	0.1
Primary services.		541110-P	8.1	1.5	0.2	-0.3	0.4	0.1
Labor and employment legal services.		541110-A	3.7	0.8	0.5	-0.6	-0.1	0.3
Other legal services.		541110-C	1.5	0.0	0.0	0.0	0.0	0.0
Real estate legal services.		541110-2	3.5	0.2	0.0	-0.2	0.1	-0.6
Civil negligence legal services.		541110-3	7.3	0.6	0.6	0.1	0.2	0.5
Defendant representation.		541110-301	8.3	1.0	1.0	0.0	0.3	0.7
Plaintiff representation.		541110-302	5.9	0.0	0.1	0.2	0.0	0.2
Wills, estate planning, and probate.		541110-6	6.3	0.0	0.0	0.0	0.0	0.0
Business and commercial legal services.		541110-9	12.4	2.8	0.2	-0.4	0.7	0.2
Tax legal services.		541110-901	7.3	0.4	0.3	0.0	-0.1	0.0
Intellectual property legal services.		541110-902	5.9	2.2	0.8	-1.6	-0.7	-0.2
Bankruptcy and other business and commercial legal services.		541110-903	14.0	3.0	0.0	-0.2	1.0	0.2
Offices of certified public accountants.	541211		5.0	-0.2	-0.1	-2.4	0.1	0.3
Primary services.		541211-P	4.7	-0.3	0.7	-1.8	0.0	0.3
Other accounting services.		541211-A	4.0	-1.5	-2.4	-1.5	1.1	0.4
Financial auditing.		541211-4	2.6	-0.6	0.1	-0.8	0.3	0.3
Tax preparation and planning.		541211-5	7.1	0.3	2.9	-3.4	-1.1	0.1
Bookkeeping and compilation.		541211-9	7.8	0.8	-1.0	-0.2	1.2	0.4
Other accounting services.	541219		1.5	-1.5	0.7	0.9	0.0	0.0

See footnotes at end of table.

Table 12. Producer price index percentage changes for the net output of selected industries and their products, not seasonally adjusted — Continued
 [August 2024]

Title ¹	Industry code	Product code	Unadjusted 12-month percent change ²	Unadjusted 1-month percent change ²				
				Aug. 2023 to Aug. 2024 ^P	Mar. to Apr.	Apr. to May ^P	May to June ^P	June to July ^P
Other accounting services - Continued								
Primary services.....		541219-P	1.5	-1.5	0.7	0.9	0.0	0.0
Other accounting services (non-CPA firms).....		541219-1	1.5	-1.5	0.7	0.9	0.0	0.0
Architectural, engineering and related services.....	5413		2.3	0.5	0.0	0.2	-0.2	0.0
Architectural services.....	54131		2.0	0.2	0.2	0.0	0.4	0.0
Architectural services.....	541310		2.0	0.2	0.2	0.0	0.4	0.0
Primary services.....		541310-P	2.3	0.2	0.2	0.0	0.4	0.1
Residential building projects.....		541310-1	0.4	0.3	0.0	0.0	0.0	0.0
Nonresidential building projects.....		541310-7	3.0	0.2	0.2	0.0	0.5	0.1
Commercial and industrial building projects.....		541310-71	2.8	0.1	0.3	0.0	0.0	0.0
Institutional building projects.....		541310-72	3.5	0.3	0.2	0.0	1.0	0.1
Other architectural services, incl. historic restoration & architectural consulting services.....		541310-8	0.0	0.0	0.0	0.0	0.0	0.0
Engineering services.....	54133		2.3	0.5	0.0	0.2	-0.3	0.0
Engineering services.....	541330		2.3	0.5	0.0	0.2	-0.3	0.0
Primary services.....		541330-P	2.5	0.5	0.0	0.1	-0.3	0.0
Building related engineering projects.....		541330-1	2.2	0.9	-0.1	0.1	-0.5	0.0
Residential building engineering projects.....		541330-101	0.5	0.5	0.0	0.0	0.0	0.0
Commercial, public, and institutional building engineering projects.....		541330-102	1.6	1.0	-0.4	0.2	0.0	0.0
Industrial and manufacturing plant and process engineering projects.....		541330-103	2.8	0.9	0.0	0.0	-0.8	0.0
Non-building related engineering projects.....		541330-2	2.6	0.3	0.1	0.2	-0.3	0.0
Transportation engineering projects.....		541330-201	3.0	0.4	0.3	0.7	-0.4	0.0
Highway and roadway engineering projects.....		541330-20101	2.8	0.3	0.3	0.7	-0.4	0.0
Other transportation engineering projects, including mass transit engineering projects.....		541330-20102	3.4	0.5	0.2	0.7	-0.5	0.0
Municipal utility and power generation and distribution engineering projects.....		541330-202	3.2	0.7	0.0	0.0	-0.6	0.0
All other non-building related engineering projects.....		541330-203	2.2	0.1	0.0	0.0	0.0	0.0
Other receipts.....		541330-SM	1.1	0.0	-0.1	0.8	0.1	0.0
Management and technical consulting services.....	5416		2.4	0.5	0.5	2.0	-2.6	0.2
Management consulting services.....	54161		2.4	0.5	0.5	2.0	-2.6	0.2
Management consulting services.....	541610		3.5	0.7	0.6	2.6	-3.4	0.2
Primary services.....		541610-P	4.5	0.9	0.8	3.1	-4.0	0.1
Administrative and general management consulting services.....		541610-1	5.9	0.5	1.8	5.0	-6.5	0.1
Marketing consulting services.....		541610-3	0.1	0.0	0.0	0.0	0.0	0.0
Process, physical distribution and logistics consulting services.....		541610-4	8.9	6.5	-2.0	0.8	0.5	0.5
Human resources consulting services.....		541610-5	2.3	-0.1	-1.7	-1.3	0.3	0.6
Advertising agencies.....	54181		0.7	0.0	0.5	-0.3	0.0	0.1
Advertising agencies.....	541810		0.7	0.0	0.5	-0.3	0.0	0.1
Primary services.....		541810-P	0.7	0.0	0.6	-0.3	0.0	0.1
Advertising agency services.....		541810-4	0.7	0.0	0.6	-0.3	0.0	0.1
Advertising creative services billed separately.....		541810-401	-0.6	0.0	0.0	-1.4	0.0	0.0
Advertising placement services, including bundled placement and creative services.....		541810-402	1.3	0.0	0.9	0.0	0.0	0.1
Other advertising services billed separately.....		541810-403	0.0	0.0	0.0	0.0	0.0	0.0
Employment services.....	5613		-0.3	-0.9	0.0	-0.3	0.6	-0.6
Employee leasing services.....	56133		-0.2	-0.4	0.0	0.0	0.0	0.0
Professional employer organizations.....	561330		-0.2	-0.4	0.0	0.0	0.0	0.0
Primary services.....		561330-P	-0.2	-0.4	0.0	0.0	0.0	0.0
Co-employment staffing.....		561330-1	-0.2	-0.4	0.0	0.0	0.0	0.0
Staffing services (except PEOs).....	56138		-0.3	-1.3	0.1	-0.5	1.1	-1.1
Staffing services (except PEOs).....	561380		-0.3	-1.3	0.1	-0.5	1.1	-1.1
Primary services.....		561380-P	-0.3	-1.3	0.1	-0.5	1.2	-1.1
Temporary help services.....		561380-1	-0.1	-1.1	0.0	-0.6	1.3	-1.1
Temporary help services, office and clerical.....		561380-101	3.0	-0.1	1.2	0.5	-0.1	0.8
Temporary help services, light and heavy industrial.....		561380-102	0.1	-2.3	0.3	-1.8	2.1	-1.7
Temporary help services, technical and professional.....		561380-103	1.1	-1.4	-1.3	0.6	0.6	-1.6
Temporary help services, medical.....		561380-104	-13.0	-0.3	2.6	-4.0	0.3	-2.4
Temporary help services, other.....		561380-105	4.5	1.2	-0.4	0.9	3.3	0.3
Employment placement services.....		561380-2	-2.9	-5.2	1.2	0.2	0.5	-0.5
Executive search services.....		561380-3	2.0	1.4	-1.6	2.7	-2.2	0.3

See footnotes at end of table.

Table 12. Producer price index percentage changes for the net output of selected industries and their products, not seasonally adjusted — Continued
 [August 2024]

Title ¹	Industry code	Product code	Unadjusted 12-month percent change ²	Unadjusted 1-month percent change ²				
				Aug. 2023 to Aug. 2024 ^P	Mar. to Apr.	Apr. to May ^P	May to June ^P	June to July ^P
Travel agencies.....	56151		-1.0	0.2	0.1	-0.3	1.3	0.0
Travel agencies.....	561510		-1.0	0.2	0.1	-0.3	1.3	0.0
Primary services.....		561510-P	-2.4	0.3	0.2	-0.5	2.0	0.0
Flight bookings.....		561510-1	-9.1	-0.1	0.0	-0.9	3.7	0.0
Domestic flight bookings.....		561510-111	-19.0	-2.8	0.1	0.6	2.5	0.3
International flight bookings.....		561510-112	-0.5	1.8	-0.1	-2.0	4.5	-0.3
Other travel agency services, except flight bookings.....		561510-2	2.1	0.6	0.3	-0.3	1.0	0.1
Hotel and car rental bookings.....		561510-211	12.9	2.1	0.0	0.0	3.6	0.0
Hotel bookings.....		561510-2111	13.0	2.1	0.0	0.0	3.6	0.0
Car rental bookings.....		561510-2112	-2.6	-2.4	-1.0	0.7	14.3	1.3
Cruise and tour bookings.....		561510-222	-1.9	0.3	0.9	-0.9	0.1	0.3
Cruise bookings.....		561510-2221	-0.4	0.3	1.1	-1.0	0.2	0.1
Packaged tour bookings.....		561510-2222	-9.7	0.2	-0.2	0.0	-0.3	1.4
All other travel agency services.....		561510-233	-0.1	0.0	0.0	0.0	0.3	0.0
Security guards and patrol services.....	561612		6.8	0.2	-0.1	0.4	0.1	-0.1
Primary services.....		561612-P	6.8	0.2	-0.1	0.4	0.1	-0.1
Security guard services.....		561612-1	6.8	0.2	-0.1	0.4	0.1	-0.1
Janitorial services.....	56172		3.0	1.0	1.5	0.1	0.2	0.0
Janitorial services.....	561720		3.0	1.0	1.5	0.1	0.2	0.0
Primary services.....		561720-P	2.9	1.1	1.6	0.1	0.2	0.0
Janitorial cleaning services.....		561720-5	2.9	1.1	1.6	0.1	0.2	0.0
Nonresidential cleaning services.....		561720-51	3.2	1.2	1.7	0.1	0.2	-0.1
Residential cleaning services.....		561720-52	0.0	0.0	0.0	0.0	0.0	0.0
Waste collection.....	5621		3.8	1.1	1.3	-0.5	-0.3	-0.2
Waste collection.....	56211		3.8	1.1	1.3	-0.5	-0.3	-0.2
Solid waste collection.....	562111		3.8	1.1	1.3	-0.5	-0.3	-0.2
Primary services.....		562111-P	4.2	1.2	1.5	-0.4	-0.4	-0.3
Solid waste collection services.....		562111-2	4.2	1.2	1.5	-0.4	-0.4	-0.3
Offices of physicians.....	6211		1.4	0.0	0.2	0.1	-0.1	0.0
Offices of physicians.....	62111		1.4	0.0	0.2	0.1	-0.1	0.0
Offices of physicians, except mental health.....	621111		1.4	0.0	0.2	0.1	-0.1	0.0
Primary services.....		621111-P	1.4	0.0	0.2	0.1	-0.1	0.0
One and two physician practices and single specialty group practices.....		621111-4	-0.1	-0.1	0.3	0.2	-0.2	0.0
General/family practice.....		621111-411	0.8	0.2	0.1	0.1	0.0	0.0
Internal medicine.....		621111-412	-1.7	-0.6	0.0	0.0	0.0	0.0
General surgery and other surgical specialties.....		621111-413	-1.2	0.0	0.0	0.0	-0.9	0.0
Pediatrics.....		621111-414	3.1	0.2	2.2	1.1	-0.3	0.0
Obstetrics/gynecology.....		621111-415	-0.3	0.0	-0.3	0.0	0.0	0.0
Other specialty.....		621111-419	0.0	0.1	-0.1	0.0	0.0	0.0
Multispecialty group practice.....		621111-5	4.6	0.1	0.0	0.0	-0.1	0.0
Offices of dentists.....	6212		4.4	1.9	0.5	0.1	0.0	0.0
Offices of dentists.....	62121		4.4	1.9	0.5	0.1	0.0	0.0
Offices of dentists.....	621210		4.4	1.9	0.5	0.1	0.0	0.0
Primary services.....		621210-P	4.4	1.9	0.5	0.1	0.0	0.0
Dental visits and consultations.....		621210-1	3.0	0.1	1.4	0.4	0.0	0.0
Private insurance patients: dental visits and consultations.....		621210-11	4.6	0.0	2.3	0.6	0.0	0.0
Medicare, Medicaid and all other patients: dental visits and consultations.....		621210-12	0.8	0.3	0.1	0.1	0.0	0.0
Dental surgical intervention services.....		621210-2	3.2	0.2	0.0	0.0	0.0	0.0
Private insurance patients: dental surgical intervention services.....		621210-21	1.5	0.0	0.0	0.0	0.0	0.0
Medicare, Medicaid and all other patients: dental surgical intervention services..		621210-22	5.4	0.4	0.0	0.0	0.0	0.0
Dental non-surgical intervention services.....		621210-3	5.8	3.6	0.1	0.0	0.0	0.0
Private insurance patients: dental non-surgical intervention services.....		621210-31	9.0	6.4	0.1	-0.1	0.0	0.0
Medicare, Medicaid and all other patients: dental non-surgical intervention services.....		621210-32	1.9	0.2	0.0	0.0	0.0	0.0
Medical and diagnostic laboratories.....	6215		0.1	0.1	0.0	0.0	0.0	-0.3
Medical and diagnostic laboratories.....	62151		0.1	0.1	0.0	0.0	0.0	-0.3
Medical laboratories.....	621511		-0.3	0.1	0.0	0.0	0.0	-0.4
Primary services.....		621511-P	-0.3	0.1	0.0	0.0	0.0	-0.4
Medical laboratory services.....		621511-2	-0.3	0.1	0.0	0.0	0.0	-0.4
Medicare patients.....		621511-23	0.3	0.0	0.0	0.0	0.0	0.0

See footnotes at end of table.

Table 12. Producer price index percentage changes for the net output of selected industries and their products, not seasonally adjusted — Continued
 [August 2024]

Title ¹	Industry code	Product code	Unadjusted 12-month percent change ²	Unadjusted 1-month percent change ²				
				Aug. 2023 to Aug. 2024 ^P	Mar. to Apr.	Apr. to May ^P	May to June ^P	June to July ^P
Medical laboratories - Continued								
Medicaid patients.....		621511-24	-0.3	0.0	0.0	0.0	0.0	0.0
Private insurance patients.....		621511-25	0.1	0.2	0.0	0.0	0.0	0.0
All other patients.....		621511-26	-1.9	0.0	0.0	0.0	0.0	-2.4
Diagnostic imaging centers.....	621512		0.8	0.0	0.0	0.0	0.0	0.0
Primary services.....		621512-P	0.8	0.0	0.0	0.0	0.0	0.0
Diagnostic imaging services.....		621512-4	0.8	0.0	0.0	0.0	0.0	0.0
Medicare and Medicaid patients.....		621512-41	-0.4	0.0	0.0	0.0	0.0	0.0
Private insurance and all other patients.....		621512-42	1.2	0.0	0.0	0.0	0.0	0.0
Home health care services.....	6216		1.7	-0.1	0.0	0.0	0.3	0.0
Home health care services.....	62161		1.7	-0.1	0.0	0.0	0.3	0.0
Home health care services.....	621610		1.7	-0.1	0.0	0.0	0.3	0.0
Primary services.....		621610-P	1.6	-0.1	0.0	0.0	0.2	0.0
Medicare and Medicaid patients.....		621610-3	1.8	0.0	0.0	0.0	0.3	0.0
Medicare patients.....		621610-31	1.1	0.0	0.0	0.0	0.0	0.0
Medicaid patients.....		621610-32	2.4	0.0	0.1	0.0	0.5	0.0
Private insurance and all other patients.....		621610-4	1.0	-0.5	0.0	0.1	0.0	0.0
Private insurance patients.....		621610-41	3.0	0.0	0.0	0.0	0.0	0.0
All other patients.....		621610-42	0.8	-0.6	0.0	0.1	0.0	0.0
Other receipts.....		621610-SM	3.3	0.0	0.0	0.0	1.2	0.1
All other ambulatory health care services.....	62199		3.3	-0.5	-0.2	0.1	0.6	0.2
Blood and organ banks.....	621991		3.3	-0.5	-0.2	0.1	0.6	0.2
Primary services.....		621991-P	3.2	-0.5	-0.2	0.1	0.7	0.2
Human blood services.....		621991-1	3.1	-0.1	0.1	0.1	0.6	0.4
Human red blood and whole blood services.....		621991-12	2.8	0.0	-0.3	0.2	0.6	0.1
Human blood plasma services.....		621991-13	3.2	-0.3	0.5	0.0	0.7	0.6
Human blood platelet and other blood services.....		621991-14	3.2	0.2	0.0	0.1	0.8	0.2
Human organ, bone, tissue, and other bank services.....		621991-2	3.5	-1.3	-0.7	-0.1	0.7	-0.3
Other receipts.....		621991-SM	6.5	0.7	-0.7	0.0	-0.3	0.2
Hospitals.....	622		3.3	0.1	0.4	0.0	0.2	0.2
General medical and surgical hospitals.....	6221		3.3	0.0	0.4	0.0	0.2	0.2
General medical and surgical hospitals.....	62211		3.3	0.0	0.4	0.0	0.2	0.2
General medical and surgical hospitals.....	622110		3.3	0.0	0.4	0.0	0.2	0.2
Primary services.....		622110-P	3.4	0.0	0.4	0.0	0.2	0.2
Certain infectious and parasitic diseases.....		622110-201	0.0	0.0	0.0	-0.9	-1.3	0.0
Neoplasms.....		622110-202	6.2	0.6	0.0	0.6	0.0	-0.3
Diseases of the blood & blood-forming organs & certain disorders involving the immune mechanism.....		622110-203	3.8	-1.5	0.0	0.0	0.0	0.0
Endocrine, nutritional and metabolic diseases.....		622110-204	4.5	-0.6	-0.4	0.0	-0.2	2.7
Mental and behavioural disorders.....		622110-205	1.8	0.0	0.0	0.2	0.0	0.0
Diseases of the nervous system.....		622110-206	1.8	0.0	0.0	0.0	0.2	0.7
Diseases of the circulatory system.....		622110-209	1.7	0.0	0.1	0.0	0.2	0.2
Diseases of the respiratory system.....		622110-210	6.0	0.0	1.6	0.0	1.6	0.0
Diseases of the digestive system.....		622110-211	5.1	-0.5	0.5	0.2	0.5	-0.1
Diseases of the skin and subcutaneous tissue.....		622110-212	2.0	0.0	0.1	0.0	0.1	-0.1
Diseases of the musculoskeletal system and connective tissue.....		622110-213	3.1	0.0	0.3	0.1	0.7	0.2
Diseases of the genitourinary system.....		622110-214	5.5	0.2	0.4	0.4	0.0	0.2
Pregnancy, childbirth and the puerperium.....		622110-215	8.2	0.1	0.9	1.1	0.4	0.4
Certain conditions originating in the perinatal period.....		622110-216	1.4	0.0	0.2	0.3	0.3	0.0
Symptoms, signs and abnormal clinical and laboratory findings, not elsewhere classified.....		622110-218	-0.2	0.6	0.0	-1.4	0.2	0.7
Injury, poisoning and certain other consequences of external causes.....		622110-219	4.4	0.0	0.8	0.0	0.0	0.0
Factors influencing health status and contact with health services.....		622110-221	4.2	0.0	1.1	0.1	-0.1	0.1
Other diseases.....		622110-223	3.3	-0.5	0.0	0.8	0.2	1.8
Psychiatric and substance abuse hospitals.....	6222		0.3	-0.1	0.0	0.0	-0.1	0.7
Psychiatric and substance abuse hospitals.....	62221		0.3	-0.1	0.0	0.0	-0.1	0.7
Psychiatric and substance abuse hospitals.....	622210		0.3	-0.1	0.0	0.0	-0.1	0.7
Primary services.....		622210-P	0.3	-0.1	0.0	0.0	-0.1	0.7
Psychiatric hospitals.....		622210-3	0.1	-0.1	0.0	0.0	-0.2	0.8
Medicare patients: psychiatric hospitals.....		622210-31	0.4	0.0	0.0	0.0	0.0	0.0
Medicaid patients: psychiatric hospitals.....		622210-32	3.1	0.0	0.0	0.0	0.4	1.8

See footnotes at end of table.

Table 12. Producer price index percentage changes for the net output of selected industries and their products, not seasonally adjusted — Continued
 [August 2024]

Title ¹	Industry code	Product code	Unadjusted 12-month percent change ²	Unadjusted 1-month percent change ²				
				Aug. 2023 to Aug. 2024 ^P	Mar. to Apr.	Apr. to May ^P	May to June ^P	June to July ^P
Psychiatric and substance abuse hospitals - Continued								
Private insurance and all other patients: psychiatric hospitals.....		622210-33	-1.2	-0.2	0.0	0.0	-0.4	0.6
Other specialty hospitals.....	6223		5.1	1.2	-0.3	0.1	-0.4	0.0
Other specialty hospitals.....	62231		5.1	1.2	-0.3	0.1	-0.4	0.0
Other specialty hospitals.....	622310		5.1	1.2	-0.3	0.1	-0.4	0.0
Primary services.....		622310-P	4.4	0.1	-0.3	0.1	-0.4	0.0
Specialty, except psychiatric and substance abuse, hospitals.....		622310-6	4.4	0.1	-0.3	0.1	-0.4	0.0
Medicare patients.....		622310-61	1.3	0.2	0.0	0.4	-1.1	0.0
Medicaid patients.....		622310-62	30.4	0.6	-0.6	-2.5	0.4	0.0
Private insurance and all other patients.....		622310-63	1.7	-0.2	-0.5	0.6	-0.2	0.0
Nursing care facilities.....	6231		3.8	-0.9	0.0	-0.1	1.6	0.1
Nursing care facilities.....	62311		3.8	-0.9	0.0	-0.1	1.6	0.1
Nursing care facilities.....	623110		3.8	-0.9	0.0	-0.1	1.6	0.1
Primary services.....		623110-P	2.7	-0.9	0.0	-0.1	1.7	0.1
Medicare and Medicaid patients.....		623110-1	5.0	0.3	0.0	0.0	2.2	-0.1
Medicaid patients.....		623110-101	6.3	0.5	0.0	0.0	3.5	-0.1
Medicare patients.....		623110-102	2.9	0.0	0.0	0.0	0.0	0.0
Private insurance and all other patients.....		623110-3	-0.1	-2.5	0.1	-0.3	1.0	0.4
Private insurance patients.....		623110-301	-13.6	-15.2	0.0	0.0	1.9	0.0
All other patients.....		623110-302	2.6	0.1	0.1	-0.3	0.9	0.5
Residential developmental disability homes.....	62321		7.8	0.2	-0.3	0.0	1.1	0.0
Residential developmental disability homes.....	623210		7.8	0.2	-0.3	0.0	1.2	0.0
Primary services.....		623210-P	8.1	0.2	-0.3	0.0	1.3	-0.1
Residential intellectual and developmental disability services.....		623210-1	8.1	0.2	-0.3	0.0	1.3	-0.1
Medicaid patients.....		623210-11	7.4	0.3	-0.4	0.0	1.4	-0.1
Non-Medicaid patients.....		623210-12	10.6	0.0	0.0	0.0	1.0	0.0
Amusement and theme parks.....	7131		3.9	-1.4	-1.4	-0.3	-0.5	-3.7
Amusement and theme parks.....	71311		3.9	-1.4	-1.4	-0.3	-0.5	-3.7
Amusement and theme parks.....	713110		3.9	-1.4	-1.4	-0.3	-0.5	-3.7
Primary services.....		713110-P	3.4	-1.1	-1.5	-0.3	-0.5	-4.0
Amusement and theme park admissions.....		713110-1	1.2	-1.7	-2.3	-2.8	-0.3	-5.0
Amusement and theme park food and beverage sales.....		713110-2	4.4	1.0	-0.6	4.9	0.0	-2.5
Amusement and theme park merchandise sales, games, and other services.....		713110-3	33.1	-2.6	5.1	6.7	-5.6	0.5
Other receipts.....		713110-SM	11.1	-5.1	0.4	0.6	0.2	1.1
Golf courses and country clubs.....	71391		5.7	-0.3	-3.7	2.3	0.8	-0.1
Golf courses and country clubs.....	713910		5.7	-0.3	-3.7	2.3	0.8	-0.1
Primary services.....		713910-P	6.0	-0.3	-3.9	2.5	0.8	-0.1
Membership dues and fees.....		713910-1	6.0	-0.2	0.0	0.5	0.9	-0.1
Greens and guest fees.....		713910-2	5.8	-0.6	-17.5	7.3	0.7	0.0
Food and beverage sales.....		713910-3	6.3	-0.1	0.0	3.2	0.7	0.0
Equipment rentals and all other golf services.....		713910-4	3.3	0.0	0.0	0.0	1.1	0.0
Fitness and recreational sports centers.....	71394		-0.8	0.1	0.0	-4.9	3.0	-2.8
Fitness and recreational sports centers.....	713940		-0.8	0.1	0.0	-4.9	3.0	-2.8
Primary services.....		713940-P	-1.2	0.1	0.0	-5.5	3.5	-3.2
Fitness and recreational facility memberships.....		713940-1	-3.1	0.1	0.0	-8.8	5.1	-4.6
Recreational facility admissions, classes, and other fitness center services.....		713940-2	3.2	0.2	0.0	2.4	0.0	0.0
Other receipts.....		713940-SM	1.9	0.0	0.2	0.0	0.0	0.0
Accommodation.....	721		3.0	0.7	1.4	3.7	-1.8	0.4
Accommodation.....	7211		3.0	0.7	1.4	3.7	-1.8	0.4
Hotels (exc casino hotels) and motels.....	72111		2.3	0.7	1.5	5.7	-2.1	-0.6
Hotels and motels, except casino hotels.....	721110		2.3	0.7	1.5	5.7	-2.1	-0.6
Primary services.....		721110-P	2.2	0.7	1.5	5.7	-2.1	-0.7
Guestroom rental.....		721110-1	2.0	1.0	1.8	7.1	-2.8	-0.8
Limited service hotels and motels guestroom rental.....		721110-101	3.8	2.1	-0.8	3.6	2.5	-0.1
Full service hotels and motels guestroom rental.....		721110-102	2.6	8.8	10.9	7.2	-5.9	1.1
Luxury and resort hotels guestroom rental.....		721110-103	0.0	-7.0	-7.0	8.9	-2.1	-3.2
Hotel and motel food and beverage and related services.....		721110-2	3.3	0.3	0.0	-0.2	0.5	-0.1
Hotel and motel food and nonalcoholic beverage and related services.....		721110-201	3.5	0.3	0.0	-0.3	0.6	0.0

See footnotes at end of table.

Table 12. Producer price index percentage changes for the net output of selected industries and their products, not seasonally adjusted — Continued
 [August 2024]

Title ¹	Industry code	Product code	Unadjusted 12-month percent change ²	Unadjusted 1-month percent change ²				
				Aug. 2023 to Aug. 2024 ^P	Mar. to Apr.	Apr. to May ^P	May to June ^P	June to July ^P
Hotels and motels, except casino hotels - Continued								
Hotel and motel alcoholic beverage and related services.....		721110-202	2.3	0.0	-0.1	0.1	0.0	-0.2
Other hotel and motel services.....		721110-5	3.9	-2.1	0.5	2.4	1.4	-1.3
Other receipts.....		721110-SM1	11.1	-0.1	-0.1	2.1	1.4	5.3
Casino hotels.....	72112		4.9	0.7	1.1	-1.9	-1.0	3.6
Casino hotels.....	721120		4.9	0.7	1.1	-1.9	-1.0	3.6
Primary services.....		721120-P	4.9	0.7	1.1	-1.9	-1.0	3.6
Casino hotel guestroom rental.....		721120-1	11.4	15.4	0.3	-6.7	0.4	15.8
Casino hotel food and beverage and related services.....		721120-2	8.0	0.1	0.0	0.0	0.2	0.0
Casino hotel food and nonalcoholic beverage and related services.....		721120-201	8.0	0.2	0.0	0.0	0.3	0.0
Casino hotel alcoholic beverage and related services.....		721120-202	8.1	0.0	0.0	0.0	0.0	0.0
Casino gaming receipts.....		721120-5	1.6	-2.9	1.7	-1.1	-1.8	1.4
Other casino hotel services.....		721120-6	13.5	-0.3	0.0	0.2	0.0	0.0
Other receipts.....		721120-SM1	5.6	0.0	0.0	0.3	0.9	2.6
Commercial machinery repair and maintenance.....	8113		9.4	1.1	1.2	0.9	0.0	1.6
Commercial machinery repair and maintenance.....	81131		9.4	1.1	1.2	0.9	0.0	1.6
Commercial machinery repair and maintenance.....	811310		9.4	1.1	1.2	0.9	0.0	1.6
Primary services.....		811310-P	9.3	1.2	1.3	1.0	0.0	1.5
Maintenance and repair services for agricultural, construction, and mining machinery.....		811310-5	4.6	0.5	0.0	0.5	0.0	0.9
Maintenance and repair services for commercial and service industry machinery.....		811310-6	15.7	0.0	4.8	0.0	0.0	3.1
Maintenance and repair services for industrial machinery.....		811310-7	9.0	2.8	0.0	0.5	0.0	1.6
Maintenance and repair services for general purpose machinery.....		811310-8	6.6	0.0	0.3	5.8	0.0	-1.3
Special indexes								
New nonresidential building construction by contractor type/region.....	236400		1.1	0.1	0.0	0.4	0.8	0.0
General contractors.....		236400-1	1.8	0.2	-0.1	0.7	1.2	0.0
General contractors, Northeast.....		236400-11	1.1	0.1	0.0	0.0	0.9	0.1
General contractors, South.....		236400-12	-0.3	-0.3	0.0	0.1	0.7	0.0
General contractors, Midwest.....		236400-13	0.9	0.1	-0.3	-0.1	0.3	0.0
General contractors, West.....		236400-14	5.4	1.0	0.0	2.5	2.6	0.0
Plumbing, heating, and air conditioning contractors.....		236400-221	0.7	0.3	0.0	0.2	0.2	0.4
Plumbing, heating, and air conditioning contractors, Northeast.....		236400-2211	3.0	0.8	0.0	0.0	0.1	0.8
Plumbing, heating, and air conditioning contractors, South.....		236400-2212	2.3	0.1	0.0	0.2	0.3	2.0
Plumbing, heating, and air conditioning contractors, Midwest.....		236400-2213	0.7	-0.5	0.1	0.0	0.1	-0.1
Plumbing, heating, and air conditioning contractors, West.....		236400-2214	-3.7	0.6	-0.2	0.7	0.4	-2.0
Electrical contractors.....		236400-222	0.4	-1.0	0.0	0.1	1.5	0.0
Electrical contractors, Northeast.....		236400-2221	1.7	-0.7	0.0	0.3	1.5	0.1
Electrical contractors, South.....		236400-2222	-1.2	-1.4	0.0	0.0	1.6	0.0
Electrical contractors, Midwest.....		236400-2223	0.3	-1.3	-0.2	0.0	1.1	0.1
Electrical contractors, West.....		236400-2224	1.5	-0.4	0.2	0.2	1.7	0.0
Roofing contractors.....		236400-223	0.8	0.2	-0.6	0.0	1.0	0.0
Roofing contractors, Northeast.....		236400-2231	1.0	0.4	-0.5	0.2	-0.6	0.0
Roofing contractors, South.....		236400-2232	-1.3	-	-	-	1.0	0.0
Roofing contractors, Midwest.....		236400-2233	1.7	0.0	-0.7	-0.6	0.5	0.0
Roofing contractors, West.....		236400-2234	2.2	0.5	-0.3	0.2	2.3	0.1
Poured concrete foundation and structure contractors.....		236400-224	2.9	0.8	0.1	0.0	-0.2	-0.2
Poured concrete foundation and structure contractors, Northeast.....		236400-2241	2.5	-0.2	0.0	0.0	-0.9	-0.4
Poured concrete foundation and structure contractors, South.....		236400-2242	3.3	1.1	0.1	0.1	0.6	-0.5
Poured concrete foundation and structure contractors, Midwest.....		236400-2243	3.6	0.2	0.4	0.1	-0.3	0.1
Poured concrete foundation and structure contractors, West.....		236400-2244	2.0	1.4	-0.1	-0.1	-0.8	0.0
New nonresidential building construction by region.....	236500		1.1	0.0	0.0	0.4	0.8	0.0
New nonresidential building construction, Northeast.....		236500-1	2.9	0.2	0.0	0.0	1.0	0.2
New nonresidential building construction, South.....		236500-2	-0.1	-0.5	0.0	0.1	0.6	0.1
New nonresidential building construction, Midwest.....		236500-3	0.9	-0.2	-0.1	0.0	0.2	-0.1
New nonresidential building construction, West.....		236500-4	1.6	0.7	0.0	1.2	1.2	-0.2
Nonresidential building maintenance & repair.....	2381MR		4.3	2.9	0.0	0.1	0.0	0.1
General medical and surgical hospitals by patient type.....	62211A							
Medicare patients.....		62211A-2	2.5	0.1	0.0	-0.3	0.0	0.1
Medicaid patients.....		62211A-4	5.9	0.0	0.0	-0.2	0.3	0.0
Private insurance and all other patients.....		62211A-6	3.2	0.0	0.8	0.3	0.4	0.3
Private insurance patients.....		62211A-61	4.2	0.0	0.9	0.3	0.4	0.4
All other patients.....		62211A-62	-4.4	0.0	0.0	0.0	0.2	0.2

See footnotes at end of table.

Table 12. Producer price index percentage changes for the net output of selected industries and their products, not seasonally adjusted — Continued
 [August 2024]

Title ¹	Industry code	Product code	Unadjusted 12-month percent change ²	Unadjusted 1-month percent change ²				
				Aug. 2023 to Aug. 2024 ^p	Mar. to Apr.	Apr. to May ^p	May to June ^p	June to July ^p
Premiums for property and casualty insurance ³	924126		3.9	0.5	0.8	0.1	0.1	0.1
Primary services.....		924126-P	3.9	0.5	0.8	0.1	0.1	0.1
Premiums for private passenger auto insurance.....		924126-1	4.1	0.2	1.5	0.2	0.2	0.0
Premiums for homeowner's insurance.....		924126-2	8.9	1.9	0.4	0.1	0.3	0.0
Premiums for commercial auto insurance.....		924126-3	2.5	0.8	0.4	-0.3	0.2	0.0
Premiums for non-auto liability insurance.....		924126-4	3.0	0.0	0.7	0.4	0.1	0.6
Premiums for medical malpractice insurance.....		924126-402	-0.6	-0.1	0.0	0.0	0.0	0.0
Premiums for product and other non-auto liability insurance.....		924126-403	3.6	0.0	0.8	0.5	0.1	0.7
Premiums for commercial multiple peril insurance.....		924126-5	2.2	0.0	0.0	0.0	0.0	0.9
Premiums for worker's compensation insurance.....		924126-6	-1.6	0.1	0.0	0.0	-0.4	-0.1
Premiums for other property and casualty insurance.....		924126-7	0.8	0.3	0.0	0.0	0.0	0.0

¹ Industry and product class indexes may include products not shown separately.

² All indexes are subject to revision for 4 months after their originally scheduled publication to incorporate late reports and corrections by survey respondents.

³ The special index for 924126, in which prices reflect premiums only, contrasts with the index shown elsewhere in this table for NAICS 524126, where prices reflect premiums plus the amount of investment income earned on the invested portion of the premium.

^p Preliminary

"-" Data not available.

n.e.c. = Not elsewhere classified.

NOTE: Titles of some industries and products are not shown in this table because they fail to meet our publication criteria.

Table 13. Producer price indexes and percentage changes for special commodity groupings, not seasonally adjusted

[August 2024, Index base 1982=100, unless otherwise indicated]

Title	Other index base	Commodity code		Unadjusted index ¹					Unadjusted 1-month percent change ¹	Unadjusted 12-month percent change ¹
		Group code	Item code	Apr. 2024	May 2024 ^P	June 2024 ^P	July 2024 ^P	Aug. 2024 ^P	July to Aug. ^P	Aug. 2023 to Aug. 2024 ^P
All commodities except farm products.....		SI	006111	259.115	257.272	257.912	259.666	258.069	-0.6	-0.7
Industrial commodities less fuels.....		ILF	T15M05	259.534	260.174	260.060	260.314	260.410	0.0	1.6
Construction materials.....		SI	012011	330.135	329.433	328.361	325.666	324.731	-0.3	-2.7
Chemicals and allied products, including synthetic rubber and synthetic fibers and yarns.....		SI	020011	337.639	337.194	337.481	340.071	340.624	0.2	1.7
Lumber and plywood.....		SI	004011	261.792	257.055	255.716	252.714	255.721	1.2	-2.0
Foods										
All foods.....		SI	013011	267.653	266.383	269.428	270.846	272.530	0.6	4.7
Apples.....	06/08	SI	01102A	112.131	115.651	114.464	115.699	115.623	-0.1	-25.6
Berries.....	06/08	SI	01102B	128.057	105.642	79.444	119.837	103.034	-14.0	-15.4
Processed foods.....		SI	095011	269.009	269.650	271.512	272.995	272.061	-0.3	3.2
Textiles										
Selected textile mill products.....		SI	134011	198.183	197.623	198.467	198.404	198.541	0.1	0.4
Hosiery.....		SI	092011	185.141	185.141	185.141	185.142	185.142	0.0	-0.2
Underwear and nightwear.....		SI	094011	159.977	159.977	159.977	159.977	159.977	0.0	0.2
Metals										
Steel mill products, including fabricated wire products.....		SI	STEEL1	301.639	302.561	298.335	289.609	282.709	-2.4	-13.2
Finished steel mill products, excluding fabricated wire products.....		SI	STEEL2	289.786	291.438	285.959	276.501	268.547	-2.9	-14.4
Finished steel mill products, including fabricated wire products.....		SI	STEEL3	294.840	296.355	292.084	283.220	275.744	-2.6	-13.0
Special metals and metal products.....		SI	018011	243.065	244.732	244.210	243.748	242.497	-0.5	-0.1
Fabricated metal products.....		SI	017011	284.419	285.484	285.871	286.150	287.527	0.5	1.3
Copper and copper products.....		SI	019011	552.322	595.757	577.901	579.844	549.449	-5.2	9.9
Machinery										
Machinery and motive products.....		SI	093011	190.764	190.878	190.996	191.139	191.450	0.2	2.2
Machinery and equipment, except electrical.....		SI	089011	215.222	215.634	215.837	215.933	216.736	0.4	3.0
Agricultural machinery, including tractors.....		SI	024011	335.630	335.083	335.158	333.453	332.979	-0.1	0.5
Metalworking machinery.....		SI	021011	251.493	253.535	253.792	253.809	253.886	0.0	2.4
Total tractors.....		SI	023011	301.753	301.812	301.812	303.354	303.354	0.0	3.1
Agriculture machinery and equipment, less parts.....		SI	021012	330.939	330.400	330.474	328.792	328.326	-0.1	0.5
Agricultural machinery, excluding tractors.....		SI	024012	346.534	346.074	346.015	344.291	343.398	-0.3	0.3
Medical										
Pharmaceutical preparations for human and veterinary use.....		SI	070011	874.730	874.539	873.717	873.741	876.604	0.3	1.7
Pharmaceuticals for human use, prescription.....	06/01	SI	07003	318.884	318.850	318.822	319.286	319.287	0.0	1.0
Pharmaceuticals for human use, non-prescription.....	06/01	SI	07006	110.595	110.681	110.681	110.758	110.850	0.1	-23.2
Health care services, Medicare patients.....	06/14	SI	HCARE1	115.827	115.833	115.785	115.735	115.764	0.0	1.7
Health care services, Medicaid patients.....	06/14	SI	HCARE2	125.158	125.430	125.345	126.375	126.376	0.0	5.7
Health care services, private insurance patients.....	06/14	SI	HCARE3	127.771	128.488	128.904	129.166	129.424	0.2	3.2
Health care services, all other patients.....	06/14	SI	HCARE4	133.246	133.224	133.137	133.361	133.458	0.1	4.0

¹ All indexes are subject to revision for 4 months after their originally scheduled publication to incorporate late reports and corrections by survey respondents.

p Preliminary

NOTE: See next page for content of indexes on this table.

Table 13 commodity groupings include the following items:

All commodities except farm products: 02 through 15

Industrial commodities less fuels: 03, 04, and 06 through 15

Construction materials: 062101, 0721, 081105, 081106, 081107, 081203, 081204, 082, 0831, 0835, 086, 092, 101502, 101703, 101704, 10250162, 104101, 105, 106, 1071, 107301, 1074051, 107411, 10830225, 1142, 1147, 11490205, 11710143, 11710144, 11710147, 11710216, 11710217, 123101, 1232, 131108, 1321, 1322, 133, 134, 1361, 1362, 137, 1392, 1394, and 139501

Chemicals and allied products, including synthetic rubber and synthetic fibers: 031, 06 less 064, and 071102

Lumber and plywood: 081 and 083

All foods: 011, 017, and 02 less 0261, 0262, and 029

Apples: 01110208, 01110209, 01110211, 01110215, 01110216, 01110220, 01110229, 01110230

Berries: 01110222, 01110224, 01110225, 01110226, 01110227

Processed foods: 02 less 0261, 0262, and 029

Selected textile mill products: 0327, 03370104, 034, 038108083, 03820312, 038303214, 038303216, and 1231

Hosiery: 03810831

Underwear and nightwear: 03810647, 03810761, 038308083

Steel mill products, including fabricated wire products: 1017 and 1088

Finished steel mill products, excluding fabricated wire products: 101703, 101704, 101705, 101706, 101706, 101707, and 101708

Finished steel mill products, including fabricated wire products: 101703, 101704, 101705, 101706, 101706, 101707, 101708, and 1088

Special metals and metal products: 10, 111, and 141

Fabricated metal products: 103 through 108

Copper and copper products: 10210201, 10220131, 102301, 102403, 102502, 10260314, and 102807013

Machinery and motive products: 11 and 14

Machinery and equipment except electrical: 111, 112, 113, 114, 115, 116, 118, and 119

Agriculture machinery, including tractors: 1114 less 111409

Metalworking machinery: 113A, 1132, 113304, 1137, and 1138

Total tractors: 111410 and 112A less 112A03

Agricultural machinery and equipment, less parts (old commodity code 111): 111 less 111409

Agricultural machinery, excluding tractors (old commodity code 1112): 1114 less 111403

Pharmaceutical preparations for human and veterinary use: 0634 and 0638

Pharmaceuticals for human use, prescription: prescription pharmaceutical price quotes from 0638

Pharmaceuticals for human use, non-prescription: non-prescription pharmaceutical price quotes from 0638

Health care services, Medicare patients: Medicare price quotes from 511 and 512

Health care services, Medicaid patients: Medicaid price quotes from 511 and 512

Health care services, private insurance patients: Private insurance price quotes from 511 and 512

Health care services, all other patients: Price quotes from 511 and 512, less Medicare, Medicaid, and private insurance

Note: Weights for the above components are those used for the comprehensive All commodities index.

Table 14. Producer price indexes and percentage changes for net inputs to industries, excluding capital investment, labor, and imports; not seasonally adjusted
 [August 2024, Index base December 2014=100, unless otherwise indicated]

Title	Other index base	Commodity code		Unadjusted index ¹					Unadjusted 1-month percent change ¹	Unadjusted 12-month percent change ¹
		Group code	Item code	Apr. 2024	May 2024 ^P	June 2024 ^P	July 2024 ^P	Aug. 2024 ^P	July to Aug. ^P	Aug. 2023 to Aug. 2024 ^P
Construction										
Inputs to construction industries, excluding capital investment, labor, and imports.....		IP	230000	151.841	150.514	150.187	150.533	150.497	0.0	0.1
Inputs to construction industries, goods.....	06/86	IP	2300001	324.414	321.477	319.959	320.834	321.001	0.1	-0.7
Inputs to construction industries, energy.....		IP	23000012	147.703	135.670	131.435	138.602	135.808	-2.0	-14.8
Inputs to construction industries, goods less foods and energy.....		IP	23000013	153.757	153.583	153.267	152.911	153.317	0.3	1.0
Inputs to construction industries, services.....		IP	2300002	150.009	148.792	149.224	149.440	149.179	-0.2	1.5
Inputs to construction industries, trade services ²		IP	23000021	159.030	156.743	157.354	157.479	156.907	-0.4	0.4
Inputs to construction industries, transportation and warehousing services.....		IP	23000022	130.792	130.926	130.555	132.633	132.464	-0.1	1.8
Inputs to construction industries, services less trade, transportation, and warehousing.....		IP	23000023	137.075	136.686	137.216	136.717	136.823	0.1	3.1
New construction										
Inputs to new construction, excluding capital investment, labor, and imports.....		IP	231000	152.517	151.201	150.891	151.220	151.243	0.0	0.1
Inputs to new construction, goods.....	06/86	IP	2310001	325.111	322.028	320.537	321.365	321.673	0.1	-0.6
Inputs to new construction, energy.....		IP	23100012	146.799	133.772	129.486	137.089	134.329	-2.0	-15.6
Inputs to new construction, goods less foods and energy.....		IP	23100013	154.796	154.582	154.262	153.877	154.336	0.3	1.0
Inputs to new construction, services.....		IP	2310002	149.828	148.791	149.250	149.458	149.242	-0.1	1.6
Inputs to new construction, trade services ²		IP	23100021	159.023	156.903	157.566	157.679	157.069	-0.4	0.2
Inputs to new construction, transportation and warehousing services.....		IP	23100022	130.792	130.926	130.555	132.633	132.464	-0.1	1.8
Inputs to new construction, services less trade, transportation, and warehousing.....		IP	23100023	136.949	136.671	137.224	136.736	136.944	0.2	3.3
Inputs to residential construction industries, excluding capital investment, labor, and imports.....		IP	231100	150.753	149.276	149.222	149.339	149.194	-0.1	0.8
Inputs to residential construction industries, goods.....	06/86	IP	2311001	318.765	316.192	315.288	315.741	315.610	0.0	0.2
Inputs to residential construction industries, energy.....		IP	23110012	139.224	128.642	125.734	131.949	129.467	-1.9	-13.7
Inputs to residential construction industries, goods less foods and energy.....		IP	23110013	153.475	153.166	152.978	152.605	152.780	0.1	1.6
Inputs to residential construction industries, services.....		IP	2311002	149.856	147.990	148.507	148.475	148.205	-0.2	1.9
Inputs to residential construction industries, trade services ²		IP	23110021	157.497	154.384	155.019	154.753	154.313	-0.3	1.3
Inputs to residential construction industries, transportation and warehousing services.....		IP	23110022	130.792	130.926	130.555	132.633	132.464	-0.1	1.8
Inputs to residential construction industries, services less trade, transportation, and warehousing.....		IP	23110023	139.449	139.050	139.717	139.206	139.210	0.0	3.0
Inputs to single family residential construction, excluding capital investment, labor, and imports.....		IP	231110	149.528	147.960	147.959	147.916	147.844	0.0	1.0
Inputs to single family residential construction, goods.....		IP	2311101	149.232	147.912	147.608	147.557	147.561	0.0	0.3
Inputs to single family residential construction, energy.....		IP	23111012	142.902	132.412	129.960	136.076	133.602	-1.8	-13.2
Inputs to single family residential construction, goods less foods and energy.....		IP	23111013	153.087	152.403	152.249	151.748	151.932	0.1	1.3
Inputs to single family residential construction, services.....		IP	2311102	149.933	148.003	148.443	148.412	148.230	-0.1	2.0
Inputs to single family residential construction, trade services ²		IP	23111021	157.450	154.437	154.914	154.680	154.349	-0.2	1.6
Inputs to single family residential construction, transportation and warehousing services.....		IP	23111022	130.792	130.926	130.555	132.633	132.464	-0.1	1.8
Inputs to single family residential construction, services less trade, transportation, and warehousing.....		IP	23111023	142.483	142.028	142.812	142.140	142.305	0.1	3.2
Inputs to multifamily residential construction, excluding capital investment, labor, and imports.....		IP	231120	152.553	151.058	150.975	150.997	150.922	0.0	1.0
Inputs to multifamily residential construction, goods.....		IP	2311201	154.453	153.425	152.832	152.993	153.021	0.0	0.4
Inputs to multifamily residential construction, energy.....		IP	23112012	144.570	133.921	130.940	137.164	134.646	-1.8	-13.6
Inputs to multifamily residential construction, goods less foods and energy.....		IP	23112013	157.749	157.497	157.090	156.754	156.993	0.2	1.5
Inputs to multifamily residential construction, services.....		IP	2311202	150.620	148.455	149.097	148.921	148.699	-0.1	2.0
Inputs to multifamily residential construction, trade services ²		IP	23112021	158.555	154.737	155.582	155.152	154.802	-0.2	1.5
Inputs to multifamily residential construction, transportation and warehousing services.....		IP	23112022	130.792	130.926	130.555	132.633	132.464	-0.1	1.8
Inputs to multifamily residential construction, services less trade, transportation, and warehousing.....		IP	23112023	132.778	132.516	133.189	132.514	132.497	0.0	3.0
Inputs to other residential construction, excluding capital investment, labor, and imports.....		IP	231130	149.566	148.185	148.124	148.333	148.175	-0.1	0.8
Inputs to other residential construction, goods.....		IP	2311301	149.933	148.745	148.304	148.686	148.625	0.0	0.1
Inputs to other residential construction, energy.....		IP	23113012	139.855	129.088	125.969	132.311	129.790	-1.9	-13.9
Inputs to other residential construction, goods less foods and energy.....		IP	23113013	151.072	150.930	150.781	150.512	150.720	0.1	1.7
Inputs to other residential construction, services.....		IP	2311302	149.264	147.590	148.101	148.050	147.744	-0.2	1.8
Inputs to other residential construction, trade services ²		IP	23113021	158.157	155.103	155.786	155.481	154.978	-0.3	1.2

See footnotes at end of table.

Table 14. Producer price indexes and percentage changes for net inputs to industries, excluding capital investment, labor, and imports; not seasonally adjusted — Continued
 [August 2024, Index base December 2014=100, unless otherwise indicated]

Title	Other index base	Commodity code		Unadjusted index ¹					Unadjusted 1-month percent change ¹	Unadjusted 12-month percent change ¹	
		Group code	Item code	Apr. 2024	May 2024 ^P	June 2024 ^P	July 2024 ^P	Aug. 2024 ^P	July to Aug. ^P	Aug. 2023 to Aug. 2024 ^P	
Inputs to other residential construction, transportation and warehousing services.....		IP	23113022	130.792	130.926	130.555	132.633	132.464	-0.1	1.8	
Inputs to other residential construction, services less trade, transportation, and warehousing.....		IP	23113023	129.410	129.182	129.696	129.310	129.255	0.0	2.8	
Inputs to nonresidential construction, excluding capital investment, labor, and imports.....	06/10	IP	231200	151.788	150.776	150.358	150.729	150.813	0.1	-0.2	
Inputs to nonresidential construction, goods.....		IP	2312001	163.522	162.121	161.285	161.694	161.953	0.2	-0.9	
Inputs to nonresidential construction, energy.....		IP	23120012	147.338	135.309	131.047	138.215	135.422	-2.0	-14.9	
Inputs to nonresidential construction, goods less foods and energy.....		IP	23120013	154.273	154.157	153.762	153.385	153.969	0.4	0.8	
Inputs to nonresidential construction, services.....		IP	2312002	148.979	148.640	149.036	149.383	149.112	-0.2	1.4	
Inputs to nonresidential construction, trade services ²		IP	23120021	162.733	162.034	162.660	163.079	162.122	-0.6	-1.0	
Inputs to nonresidential construction, transportation and warehousing services.....		IP	23120022	130.792	130.926	130.555	132.633	132.464	-0.1	1.8	
Inputs to nonresidential construction, services less trade, transportation, and warehousing.....		IP	23120023	130.331	130.108	130.589	130.186	130.402	0.2	3.5	
Inputs to commercial and healthcare structures, excluding capital investment, labor, and imports.....		06/10	IP	231210	153.114	152.409	152.155	152.331	152.561	0.2	0.2
Inputs to commercial and healthcare structures, goods.....			IP	2312101	166.221	165.358	164.867	164.907	165.344	0.3	-0.1
Inputs to commercial and healthcare structures, energy.....	IP		23121012	144.100	133.288	130.484	136.817	134.275	-1.9	-13.5	
Inputs to commercial and healthcare structures, goods less foods and energy.....	IP		23121013	155.751	155.672	155.386	154.966	155.588	0.4	0.9	
Inputs to commercial and healthcare structures, services.....	IP		2312102	149.648	149.201	149.477	150.020	149.785	-0.2	1.1	
Inputs to commercial and healthcare structures, trade services ²	IP		23121021	164.675	163.771	164.003	164.977	164.216	-0.5	-1.2	
Inputs to commercial and healthcare structures, transportation and warehousing services.....	IP		23121022	130.792	130.926	130.555	132.633	132.464	-0.1	1.8	
Inputs to commercial and healthcare structures, services less trade, transportation, and warehousing.....	IP		23121023	131.061	130.721	131.298	130.760	130.895	0.1	3.0	
Inputs to commercial structures, excluding capital investment, labor, and imports.....	06/10		IP	231211	153.493	152.861	152.586	152.808	153.079	0.2	0.2
Inputs to commercial structures, goods.....			IP	2312111	153.090	152.367	151.905	152.015	152.484	0.3	-0.1
Inputs to commercial structures, energy.....		IP	23121112	144.199	133.296	130.358	136.756	134.197	-1.9	-13.6	
Inputs to commercial structures, goods less foods and energy.....		IP	23121113	155.860	155.871	155.583	155.236	155.933	0.4	0.9	
Inputs to commercial structures, services.....		IP	2312112	150.692	150.318	150.549	151.064	150.800	-0.2	1.1	
Inputs to commercial structures, trade services ²		IP	23121121	165.848	165.145	165.204	166.210	165.359	-0.5	-1.4	
Inputs to commercial structures, transportation and warehousing services.....		IP	23121122	130.792	130.926	130.555	132.633	132.464	-0.1	1.8	
Inputs to commercial structures, services less trade, transportation, and warehousing.....		IP	23121123	134.479	134.144	134.731	134.182	134.301	0.1	2.9	
Inputs to healthcare structures, excluding capital investment, labor, and imports.....		06/10	IP	231212	153.051	152.167	151.974	152.140	152.338	0.1	0.4
Inputs to healthcare structures, goods.....			IP	2312121	153.064	152.055	151.651	151.639	152.010	0.2	0.0
Inputs to healthcare structures, energy.....	IP		23121212	143.959	133.351	130.814	137.004	134.505	-1.8	-13.2	
Inputs to healthcare structures, goods less foods and energy.....	IP		23121213	155.753	155.433	155.180	154.714	155.300	0.4	1.0	
Inputs to healthcare structures, services.....	IP		2312122	149.613	149.061	149.406	150.019	149.773	-0.2	1.2	
Inputs to healthcare structures, trade services ²	IP		23121221	162.439	161.295	161.821	162.693	162.026	-0.4	-0.8	
Inputs to healthcare structures, transportation and warehousing services.....	IP		23121222	130.792	130.926	130.555	132.633	132.464	-0.1	1.8	
Inputs to healthcare structures, services less trade, transportation, and warehousing.....	IP		23121223	132.322	131.954	132.482	132.072	132.150	0.1	3.0	
Inputs to industrial structures, excluding capital investment, labor, and imports.....	06/10		IP	231220	152.452	151.650	151.160	151.612	151.524	-0.1	0.5
Inputs to industrial structures, goods.....			IP	2312201	160.561	159.416	158.824	159.207	159.289	0.1	0.1
Inputs to industrial structures, energy.....		IP	23122012	145.892	134.375	130.709	137.527	134.841	-2.0	-14.3	
Inputs to industrial structures, goods less foods and energy.....		IP	23122013	151.650	151.551	151.286	151.041	151.377	0.2	1.6	
Inputs to industrial structures, services.....		IP	2312202	151.701	151.575	151.256	151.914	151.437	-0.3	1.3	
Inputs to industrial structures, trade services ²		IP	23122021	166.608	166.061	165.312	166.136	164.985	-0.7	-1.5	
Inputs to industrial structures, transportation and warehousing services.....		IP	23122022	130.792	130.926	130.555	132.633	132.464	-0.1	1.8	
Inputs to industrial structures, services less trade, transportation, and warehousing.....		IP	23122023	131.032	131.079	131.080	131.032	130.908	-0.1	3.4	
Inputs to other nonresidential construction, excluding capital investment, labor, and imports.....		06/10	IP	231230	150.973	149.941	149.519	149.918	149.985	0.0	-0.3
Inputs to other nonresidential construction, goods.....			IP	2312301	161.948	160.504	159.609	160.100	160.338	0.1	-1.1
Inputs to other nonresidential construction, energy.....	IP		23123012	142.998	132.557	128.598	134.862	132.467	-1.8	-14.2	
Inputs to other nonresidential construction, goods less foods and energy.....	IP		23123013	153.751	153.658	153.251	152.903	153.493	0.4	0.7	
Inputs to other nonresidential construction, services.....	IP		2312302	148.219	147.894	148.382	148.647	148.373	-0.2	1.5	
Inputs to other nonresidential construction, trade services ²	IP	23123021	161.763	161.102	161.942	162.186	161.198	-0.6	-0.9		

See footnotes at end of table.

Table 14. Producer price indexes and percentage changes for net inputs to industries, excluding capital investment, labor, and imports; not seasonally adjusted — Continued
 [August 2024, Index base December 2014=100, unless otherwise indicated]

Title	Other index base	Commodity code		Unadjusted index ¹					Unadjusted 1-month percent change ¹	Unadjusted 12-month percent change ¹
		Group code	Item code	Apr. 2024	May 2024 ^P	June 2024 ^P	July 2024 ^P	Aug. 2024 ^P	July to Aug. ^P	Aug. 2023 to Aug. 2024 ^P
Inputs to other nonresidential construction, transportation and warehousing services.....		IP	23123022	130.792	130.926	130.555	132.633	132.464	-0.1	1.8
Inputs to other nonresidential construction, services less trade, transportation, and warehousing.....		IP	23123023	129.818	129.609	130.096	129.701	129.944	0.2	3.5
Inputs to highways and streets, excluding capital investment, labor, and imports.....		IP	231231	148.355	147.483	146.882	147.427	147.572	0.1	-0.7
Inputs to highways and streets, goods.....		IP	2312311	148.373	147.221	146.210	146.890	147.204	0.2	-1.4
Inputs to highways and streets, energy.....		IP	23123112	149.082	136.410	131.381	138.990	136.064	-2.1	-15.6
Inputs to highways and streets, goods less foods and energy....		IP	23123113	151.887	152.100	151.551	151.410	152.123	0.5	0.4
Inputs to highways and streets, services.....		IP	2312312	146.040	145.952	146.481	146.647	146.329	-0.2	1.4
Inputs to highways and streets, trade services ²		IP	23123121	162.280	162.270	163.156	163.107	161.823	-0.8	-1.2
Inputs to highways and streets, transportation and warehousing services.....		IP	23123122	128.051	128.182	127.819	129.853	129.688	-0.1	1.8
Inputs to highways and streets, services less trade, transportation, and warehousing.....		IP	23123123	129.527	129.295	129.868	129.428	129.827	0.3	3.9
Inputs to power and communication structures, excluding capital investment, labor, and imports.....		IP	231232	148.137	146.983	146.544	146.964	146.966	0.0	-0.9
Inputs to power and communication structures, goods.....		IP	2312321	151.458	149.645	148.533	149.185	149.379	0.1	-2.4
Inputs to power and communication structures, energy.....		IP	23123212	142.235	132.063	128.022	134.116	131.784	-1.7	-13.4
Inputs to power and communication structures, goods less foods and energy.....		IP	23123213	153.194	153.349	152.928	152.300	153.087	0.5	0.1
Inputs to power and communication structures, services.....		IP	2312322	143.541	143.299	143.791	143.891	143.626	-0.2	1.4
Inputs to power and communication structures, trade services ²		IP	23123221	159.596	158.928	159.941	160.067	159.120	-0.6	-1.0
Inputs to power and communication structures, transportation and warehousing services.....		IP	23123222	130.792	130.926	130.555	132.633	132.464	-0.1	1.8
Inputs to power and communication structures, services less trade, transportation, and warehousing.....		IP	23123223	126.831	126.767	127.090	126.863	126.951	0.1	3.0
Inputs to educational and vocational structures, excluding capital investment, labor, and imports.....		IP	231233	152.946	152.016	151.722	151.916	151.995	0.1	0.3
Inputs to educational and vocational structures, goods.....		IP	2312331	153.017	151.931	151.425	151.408	151.625	0.1	-0.1
Inputs to educational and vocational structures, energy.....		IP	23123312	138.364	128.037	125.411	131.454	129.025	-1.8	-13.4
Inputs to educational and vocational structures, goods less foods and energy.....		IP	23123313	154.605	154.191	153.839	153.378	153.790	0.3	0.8
Inputs to educational and vocational structures, services.....		IP	2312332	150.064	149.544	149.785	150.503	150.234	-0.2	1.4
Inputs to educational and vocational structures, trade services ²		IP	23123321	161.784	160.777	161.040	162.233	161.505	-0.4	-0.6
Inputs to educational and vocational structures, transportation and warehousing services.....		IP	23123322	130.792	130.926	130.555	132.633	132.464	-0.1	1.8
Inputs to educational and vocational structures, services less trade, transportation, and warehousing.....		IP	23123323	132.368	131.988	132.501	132.014	132.123	0.1	3.3
Inputs to other misc. nonresidential construction, excluding capital investment, labor, and imports.....		IP	231234	151.141	149.896	149.616	149.940	149.938	0.0	0.1
Inputs to other misc. nonresidential construction, goods.....		IP	2312341	149.912	148.331	147.677	148.021	148.142	0.1	-0.5
Inputs to other misc. nonresidential construction, energy.....		IP	23123412	146.851	134.971	130.678	137.770	135.018	-2.0	-14.9
Inputs to other misc. nonresidential construction, goods less foods and energy.....		IP	23123413	153.821	153.450	153.221	152.756	153.228	0.3	1.3
Inputs to other misc. nonresidential construction, services.....		IP	2312342	148.863	148.375	148.899	149.171	148.908	-0.2	1.5
Inputs to other misc. nonresidential construction, trade services ²		IP	23123421	161.213	160.063	161.052	161.156	160.329	-0.5	-0.6
Inputs to other misc. nonresidential construction, transportation and warehousing services.....		IP	23123422	130.792	130.926	130.555	132.633	132.464	-0.1	1.8
Inputs to other misc. nonresidential construction, services less trade, transportation, and warehousing.....		IP	23123423	129.865	129.708	130.169	129.801	129.981	0.1	3.5
Maintenance and repair construction										
Inputs to maintenance and repair construction, excluding capital investment, labor, and imports.....		IP	232000	148.751	147.333	146.920	147.450	147.266	-0.1	0.2
Inputs to maintenance and repair construction, goods.....	06/86	IP	2320001	331.362	328.081	326.109	327.568	327.299	-0.1	-0.7
Inputs to maintenance and repair construction, energy.....		IP	23200012	156.795	141.172	134.027	143.155	139.741	-2.4	-18.0
Inputs to maintenance and repair construction, goods less foods and energy.....		IP	23200013	150.945	150.913	150.661	150.448	150.667	0.1	1.4
Inputs to maintenance and repair construction, services.....		IP	2320002	148.937	147.615	148.028	148.341	148.044	-0.2	1.7
Inputs to maintenance and repair construction, trade services ²		IP	23200021	158.065	155.991	156.366	156.649	155.845	-0.5	0.9
Inputs to maintenance and repair construction, transportation and warehousing services.....		IP	23200022	130.792	130.926	130.555	132.633	132.464	-0.1	1.8
Inputs to maintenance and repair construction, services less trade, transportation, and warehousing.....		IP	23200023	129.828	129.442	130.208	129.868	130.501	0.5	3.7
Inputs to residential maintenance and repair, excluding capital investment, labor, and imports.....		IP	232100	147.733	146.398	146.060	146.469	146.191	-0.2	0.8
Inputs to residential maintenance and repair, goods.....	06/86	IP	2321001	310.133	307.683	306.274	306.968	306.810	-0.1	0.0
Inputs to residential maintenance and repair, energy.....		IP	23210012	155.571	141.192	134.237	143.076	139.703	-2.4	-17.1

See footnotes at end of table.

Table 14. Producer price indexes and percentage changes for net inputs to industries, excluding capital investment, labor, and imports; not seasonally adjusted — Continued
 [August 2024, Index base December 2014=100, unless otherwise indicated]

Title	Other index base	Commodity code		Unadjusted index ¹					Unadjusted 1-month percent change ¹	Unadjusted 12-month percent change ¹
		Group code	Item code	Apr. 2024	May 2024 ^P	June 2024 ^P	July 2024 ^P	Aug. 2024 ^P	July to Aug. ^P	Aug. 2023 to Aug. 2024 ^P
Inputs to residential maintenance and repair, goods less foods and energy.....		IP	23210013	149.312	149.055	148.815	148.554	148.709	0.1	1.3
Inputs to residential maintenance and repair, services.....		IP	2321002	151.201	149.611	149.711	150.235	149.678	-0.4	2.0
Inputs to residential maintenance and repair, trade services ²		IP	23210021	157.938	155.685	155.728	156.339	155.613	-0.5	1.7
Inputs to residential maintenance and repair, transportation and warehousing services.....		IP	23210022	130.792	130.926	130.555	132.633	132.464	-0.1	1.8
Inputs to residential maintenance and repair, services less trade, transportation, and warehousing.....		IP	23210023	137.676	137.407	137.877	137.479	137.285	-0.1	2.9
Inputs to nonresidential maintenance and repair, excluding capital investment, labor, and imports.....		IP	232200	149.192	147.814	147.325	147.800	147.571	-0.2	-0.1
Inputs to nonresidential maintenance and repair, goods.....	06/86	IP	2322001	336.212	332.921	330.769	332.363	332.010	-0.1	-0.9
Inputs to nonresidential maintenance and repair, energy.....		IP	23220012	155.800	141.486	134.578	143.307	140.041	-2.3	-17.1
Inputs to nonresidential maintenance and repair, goods less foods and energy.....		IP	23220013	151.254	151.285	151.015	150.788	150.996	0.1	1.3
Inputs to nonresidential maintenance and repair, services.....		IP	2322002	148.698	147.488	147.927	147.937	147.568	-0.2	1.4
Inputs to nonresidential maintenance and repair, trade services ²		IP	23220021	158.767	156.764	157.309	157.135	156.368	-0.5	0.4
Inputs to nonresidential maintenance and repair, transportation and warehousing services.....		IP	23220022	130.792	130.926	130.555	132.633	132.464	-0.1	1.8
Inputs to nonresidential maintenance and repair, services less trade, transportation, and warehousing.....		IP	23220023	130.342	129.929	130.496	129.961	130.170	0.2	3.2
Manufacturing³										
Inputs to 325510, paint and coating manufacturing, excluding capital investment, labor, and imports.....	03/13	IP	325510	123.626	123.121	123.025	124.212	124.319	0.1	-1.0
Inputs to 325510, goods.....	03/13	IP	3255101	119.186	118.640	118.628	119.728	119.863	0.1	-1.3
Inputs to 325510, energy.....	03/13	IP	32551012	107.318	102.978	106.159	108.239	107.090	-1.1	-6.3
Inputs to 325510, goods less foods and energy.....	03/13	IP	32551013	120.051	119.624	119.510	120.584	120.760	0.1	-1.2
Inputs to 325510, services.....	03/13	IP	3255102	144.441	144.266	143.580	145.282	145.185	-0.1	1.1
Inputs to 325510, trade services ²	03/13	IP	32551021	150.585	150.065	148.906	150.779	150.714	0.0	0.1
Inputs to 325510, transportation and warehousing services.....	03/13	IP	32551022	132.921	133.023	132.737	134.226	134.110	-0.1	2.0
Inputs to 326100, plastics products manufacturing, excluding capital investment, labor, and imports.....	03/14	IP	326100	117.963	117.763	118.117	119.487	119.658	0.1	1.0
Inputs to 326100, goods.....	03/14	IP	3261001	111.603	111.431	111.826	113.190	113.364	0.2	1.0
Inputs to 326100, energy.....	03/14	IP	32610012	124.872	121.928	130.366	132.068	131.921	-0.1	-1.2
Inputs to 326100, goods less foods and energy.....	03/14	IP	32610013	110.711	110.734	110.565	111.906	112.103	0.2	1.2
Inputs to 326100, services.....	03/14	IP	3261002	142.885	142.544	142.639	143.921	144.056	0.1	1.1
Inputs to 326100, trade services ²	03/14	IP	32610021	153.625	153.225	152.712	155.331	155.589	0.2	-0.6
Inputs to 326100, transportation and warehousing services.....	03/14	IP	32610022	123.646	123.798	123.542	125.102	124.968	-0.1	2.3
Inputs to 326100, services less trade, transportation, and warehousing.....	03/14	IP	32610023	133.313	132.529	133.826	132.848	133.110	0.2	2.7
Inputs to 333130, mining and oil and gas field machinery mfg, excluding capital investment, labor, and imports.....	04/14	IP	333130	143.241	143.350	142.934	142.396	141.882	-0.4	-1.3
Inputs to 333130, goods.....	04/14	IP	3331301	132.355	132.739	132.445	131.251	130.805	-0.3	-2.3
Inputs to 333130, energy.....	04/14	IP	33313012	104.047	111.585	118.765	114.579	116.873	2.0	-0.5
Inputs to 333130, goods less foods and energy.....	04/14	IP	33313013	133.231	133.438	132.961	131.838	131.325	-0.4	-2.3
Inputs to 333130, services.....	04/14	IP	3331302	162.649	161.874	161.115	162.718	162.039	-0.4	1.2
Inputs to 333130, trade services ²	04/14	IP	33313021	176.568	175.098	172.246	174.756	173.486	-0.7	-0.9
Inputs to 333130, transportation and warehousing services.....	04/14	IP	33313022	120.343	119.666	120.097	121.428	120.721	-0.6	1.2
Inputs to 333130, services less trade, transportation, and warehousing.....	04/14	IP	33313023	153.786	153.744	154.235	154.888	154.923	0.0	3.5
Inputs to 336111, automobile manufacturing, excluding capital investment, labor, and imports.....	02/14	IP	336111	137.175	137.104	136.547	137.990	137.999	0.0	2.2
Inputs to 336111, goods.....	02/14	IP	3361111	120.756	120.675	120.870	121.289	121.438	0.1	1.8
Inputs to 336111, goods less foods and energy.....	02/14	IP	33611113	120.756	120.675	120.870	121.289	121.438	0.1	1.8
Inputs to 336111, services.....	02/14	IP	3361112	178.910	178.914	174.573	180.942	180.208	-0.4	3.8
Inputs to 336111, trade services ²	02/14	IP	33611121	183.411	183.396	178.534	185.442	184.635	-0.4	4.0
Inputs to 336111, transportation and warehousing services.....	02/14	IP	33611122	132.856	132.992	132.614	134.725	134.554	-0.1	1.8
Inputs to 336411, airplane manufacturing, excluding capital investment, labor, and imports.....	02/14	IP	336411	131.978	132.342	132.130	132.192	132.048	-0.1	2.0
Inputs to 336411, goods.....	02/14	IP	3364111	123.071	123.496	123.503	123.160	123.227	0.1	1.3
Inputs to 336411, energy.....	02/14	IP	33641112	95.872	114.475	119.267	108.946	113.821	4.5	-2.3
Inputs to 336411, goods less foods and energy.....	02/14	IP	33641113	123.353	123.736	123.732	123.412	123.468	0.0	1.3
Inputs to 336411, services.....	02/14	IP	3364112	163.527	163.657	162.616	164.213	163.270	-0.6	4.2
Inputs to 336411, trade services ²	02/14	IP	33641121	182.151	181.923	176.780	183.596	182.292	-0.7	2.9
Inputs to 336411, transportation and warehousing services.....	02/14	IP	33641122	131.966	132.101	131.726	133.823	133.653	-0.1	1.8
Inputs to 336411, services less trade, transportation, and warehousing.....	02/14	IP	33641123	142.169	142.449	143.316	142.220	141.416	-0.6	5.4

See footnotes at end of table.

Table 14. Producer price indexes and percentage changes for net inputs to industries, excluding capital investment, labor, and imports; not seasonally adjusted — Continued
 [August 2024, Index base December 2014=100, unless otherwise indicated]

Title	Other index base	Commodity code		Unadjusted index ¹					Unadjusted 1-month percent change ¹	Unadjusted 12-month percent change ¹
		Group code	Item code	Apr. 2024	May 2024 ^P	June 2024 ^P	July 2024 ^P	Aug. 2024 ^P	July to Aug. ^P	Aug. 2023 to Aug. 2024 ^P
Inputs to 336611, ship building and repairing, excluding capital investment, labor, and imports.....	02/14	IP	336611	146.684	146.938	147.566	147.591	147.640	0.0	2.2
Inputs to 336611, goods.....	02/14	IP	3366111	137.260	137.836	138.344	138.131	138.150	0.0	1.7
Inputs to 336611, energy.....	02/14	IP	33661112	130.823	132.647	143.816	141.654	141.810	0.1	2.0
Inputs to 336611, goods less foods and energy.....	02/14	IP	33661113	137.429	137.959	138.079	137.937	137.950	0.0	1.7
Inputs to 336611, services.....	02/14	IP	3366112	162.121	161.757	162.604	163.080	163.186	0.1	2.9
Inputs to 336611, trade services ²	02/14	IP	33661121	178.556	176.836	174.890	177.674	177.255	-0.2	-0.5
Inputs to 336611, transportation and warehousing services.....	02/14	IP	33661122	126.179	124.661	125.893	126.701	125.402	-1.0	0.6
Inputs to 336611, services less trade, transportation, and warehousing.....	02/14	IP	33661123	153.895	153.970	155.111	155.141	155.568	0.3	3.9
Services³										
Inputs to 484000, truck transportation, excluding capital investment, labor, and imports.....	03/14	IP	484000	139.005	131.115	130.288	134.317	134.147	-0.1	-5.0
Inputs to 484000, goods.....	03/14	IP	4840001	128.684	105.462	101.957	112.547	110.494	-1.8	-20.2
Inputs to 484000, energy.....	03/14	IP	48400012	124.466	100.688	97.090	107.923	105.815	-2.0	-21.3
Inputs to 484000, goods less foods and energy.....	03/14	IP	48400013	113.037	113.001	113.123	113.312	113.393	0.1	1.0
Inputs to 484000, services.....	03/14	IP	4840002	140.916	143.933	144.991	144.329	145.467	0.8	5.6
Inputs to 484000, trade services ²	03/14	IP	48400021	171.820	185.073	192.373	185.116	196.933	6.4	8.4
Inputs to 484000, transportation and warehousing services.....	03/14	IP	48400022	137.136	139.341	139.103	139.462	138.846	-0.4	6.5
Inputs to 484000, services less trade, transportation, and warehousing.....	03/14	IP	48400023	128.232	128.209	128.769	129.186	128.739	-0.3	2.3
Inputs to 621A00, offices of health practitioners, excluding capital investment, labor, and imports.....	03/13	IP	621A00	135.717	135.714	136.589	136.378	136.057	-0.2	1.8
Inputs to 621A00, goods.....	03/13	IP	621A001	143.339	143.389	144.284	144.305	144.533	0.2	1.6
Inputs to 621A00, energy.....	03/13	IP	621A0012	137.760	137.793	149.925	148.605	148.248	-0.2	2.4
Inputs to 621A00, goods less foods and energy.....	03/13	IP	621A0013	144.296	144.348	144.400	144.522	144.795	0.2	1.5
Inputs to 621A00, services.....	03/13	IP	621A002	133.105	133.082	133.951	133.647	133.106	-0.4	1.9
Inputs to 621A00, trade services ²	03/13	IP	621A0021	150.809	152.138	151.352	154.238	154.489	0.2	2.9
Inputs to 621A00, transportation and warehousing services.....	03/13	IP	621A0022	120.178	114.932	119.771	117.777	113.914	-3.3	-2.4
Inputs to 621A00, services less trade, transportation and warehousing.....	03/13	IP	621A0023	128.305	128.290	129.207	128.586	128.071	-0.4	1.9
Inputs to 813000, membership associations and organizations, excluding capital investment, labor, and imports.....	05/14	IP	813000	169.601	168.393	169.758	170.696	170.609	-0.1	3.8
Inputs to 813000, goods.....	05/14	IP	8130001	145.850	139.078	138.681	142.419	141.044	-1.0	-7.5
Inputs to 813000, energy.....	05/14	IP	81300012	150.830	140.360	139.721	145.356	143.020	-1.6	-11.9
Inputs to 813000, goods less foods and energy.....	05/14	IP	81300013	139.032	138.935	138.969	139.322	139.670	0.2	1.9
Inputs to 813000, services.....	05/14	IP	8130002	170.623	170.113	171.704	172.290	172.362	0.0	5.2
Inputs to 813000, trade services ²	05/14	IP	81300021	140.679	141.683	142.945	142.494	141.552	-0.7	-1.6
Inputs to 813000, transportation and warehousing services.....	05/14	IP	81300022	140.879	141.041	140.803	140.991	145.350	3.1	7.0
Inputs to 813000, services less trade, transportation, and warehousing.....	05/14	IP	81300023	172.498	171.925	173.640	174.265	174.056	-0.1	5.1
Inputs to 813000, maintenance and repair construction.....	05/14	IP	8130003	140.903	140.921	141.046	141.108	141.290	0.1	4.3

¹ All indexes are subject to revision for 4 months after their originally scheduled publication to incorporate late reports and corrections by survey respondents.

² Trade indexes measure changes in margins received by wholesalers and retailers.

³ PPI data for these Net Inputs to Industry Indexes are organized by Bureau of Economic Analysis (BEA) Industry code. The set of products included in an industry input index and the weights for each commodity included in the index are derived from the BEA's Input-Output Accounts Use of Commodities by Industry table in conjunction with U.S. Census Bureau revenue data. For more information, visit <https://www.bls.gov/ppi/notices/2015/updated-inputs-to-industry-producer-price-indexes.htm> online.

p Preliminary

Technical Note

Brief Explanation of Producer Price Indexes

The Producer Price Index (PPI) of the Bureau of Labor Statistics (BLS) is a family of indexes that measures the average change over time in prices received (price changes) by producers for domestically produced goods, services, and construction. PPIs measure price change from the perspective of the seller. This contrasts with other measures, such as the Consumer Price Index (CPI). CPIs measure price change from the purchaser's perspective.

More than 10,000 PPIs for individual products and groups of products are released each month. PPIs are available for the products of virtually every industry in the mining and manufacturing sectors. Over time, new PPIs have been introduced for products of industries in the services and construction sectors of the U.S. economy. As of January 2023, the PPI covered 69 percent of services as measured by 2017 Census revenue, and 17 percent of construction.

More than 64,000 price quotations per month are organized into three sets of PPIs: (1) Final demand-Intermediate demand (FD-ID) indexes, (2) commodity indexes, and (3) indexes for the net output of industries and their products. The FD-ID structure organizes products by class of buyer and degree of fabrication as well as by stage of production. The commodity structure organizes products by similarity of end use or product type. The entire output of various industries is sampled to derive price indexes for the net output of industries and their products.

Final Demand–Intermediate Demand Indexes

The PPI FD-ID structure measures price change for goods, services, and construction sold to final demand and to intermediate demand. The FD-ID system replaced the PPI stage-of-processing (SOP) system as PPI's primary aggregation model with the release of data for January 2014. The FD-ID model expands coverage beyond that of the SOP system through the addition of services, construction, exports, and government purchases.

Compared with finished goods under the SOP system, the PPI for final demand goods includes nearly a 50 percent expansion of coverage. This increase can be traced to the addition of government purchases and exports. For overall final demand, expansion to include final demand services represents an even larger increase in coverage. In December 2022, final demand goods were about 30.7 percent of overall final demand, final demand services were roughly 66.6 percent, and final demand construction was about 2.7 percent of final demand. Within intermediate demand, coverage of services for intermediate demand resulted in about a 45 percent increase in coverage of the intermediate demand portion of the economy.

FD-ID indexes are constructed from commodity-based producer output price indexes. Commodities are allocated to aggregate indexes primarily based on the type of buyer. The main source of data used to determine the type of buyer is the "Use of commodities by industries, before redefinition," table

from the Benchmark Input-Output Accounts of the U.S. In many cases, the same commodity is purchased by different types of buyers. As a result, commodities are often included in several FD-ID indexes. For example, regular gasoline is purchased for personal consumption, export, government use, and business use. The PPI program publishes only one commodity index for regular gasoline (wpu057104), reflecting sales to all types of buyers, and this index is used in all aggregations regardless of whether the gasoline is sold for personal consumption, as an export, to government, or to businesses. Proportions based on BEA "Use of Commodities" data are used to allocate the correct portion of the total weight of gasoline to each use category. In cases when buyer type is an important price determining characteristic, indexes are created based on specific buyer type. For example, within the PPI category for loan services, separate indexes for consumer loans and business loans were constructed. For more information relating to the FD-ID structure, see "A new, experimental system of indexes from the PPI program" in the February 2011 *Monthly Labor Review*.

Final Demand: The final demand portion of the FD-ID structure measures price change for commodities sold for personal consumption, capital investment, government, and export. The system is composed of six main price indexes: final demand goods; final demand trade services; final demand transportation and warehousing services; final demand services less trade, transportation, and warehousing; final demand construction; and overall final demand.

The final demand goods index measures price change for both unprocessed and processed goods sold to final demand. Fresh fruits sold to consumers and computers sold for capital investment are examples of transactions included in the final demand goods price index. The final demand trade services index measures price change for the retailing and wholesaling of merchandise sold to final demand, generally without transformation. (Trade indexes measure changes in margins received by wholesalers and retailers.) The final demand transportation and warehousing services index tracks price change for transportation of passengers, as well as, transportation of cargo sold to final demand, and also includes prices for warehousing and storage of goods sold to final demand. The final demand services less trade, transportation, and warehousing index measures price change for all services other than trade and transportation sold to final demand. Publishing, banking, lodging, and health care are examples of these services. The final demand construction index tracks price change for new construction, as well as maintenance and repair construction sold to final demand. Construction of office buildings is an example of a commodity that would be included in the final demand construction index. Lastly, the overall final demand index tracks price change for all types of commodities sold to final demand by combining the five final demand component indexes described above.

Intermediate Demand: The intermediate demand portion of the FD-ID system tracks price change for goods, services, and construction products sold to businesses as inputs to

production, excluding capital investment. The system includes two parallel treatments of intermediate demand. The first treatment organizes intermediate demand commodities by type. The second organizes intermediate demand commodities into production stages, with the explicit goal of developing a forward-flow model of production and price change.

The intermediate demand by commodity type portion of the system organizes commodities by similarity of product. The system is composed of six main price indexes: unprocessed goods for intermediate demand; processed goods for intermediate demand; intermediate demand trade services; intermediate demand transportation and warehousing services; intermediate demand services less trade, transportation, and warehousing; and intermediate demand construction.

The unprocessed goods for intermediate demand price index measures price change for goods sold to businesses as inputs to production that have undergone no fabrication. Crude petroleum sold to refineries is an example of an unprocessed good sold to intermediate demand. The processed goods for intermediate demand index tracks price change for fabricated goods sold as business inputs. Examples include car parts sold to car manufacturers and gasoline sold to trucking companies. The index for trade services for intermediate demand measures price change for the services of retailing and wholesaling goods purchased by businesses as inputs to production. The intermediate demand transportation and warehousing services index measures price change for business travel, as well as, transportation and warehousing of cargo sold to intermediate demand. The intermediate demand services less trade, transportation, and warehousing index measures price change for services other than trade, transportation, and warehousing sold as inputs to production. Legal and accounting services purchased by businesses are examples of intermediate demand services excluding trade, transportation, and warehousing. Finally, the construction for intermediate demand index measures price change for construction purchased by firms as inputs to production. The index for construction for intermediate demand tracks price change for maintenance and repair construction purchased by firms.

The production flow treatment of intermediate demand is a stage-based system of price indexes. These indexes can be used to study price transmission across stages of production and final demand. This system is constructed in a manner that maximizes forward flow of production between stages, while minimizing back-flow of production. The production flow treatment contains four main indexes: intermediate demand stage 1, intermediate demand stage 2, intermediate demand stage 3, and intermediate demand stage 4.

Indexes for the four stages were developed by first assigning each industry in the economy to one of four stages of production, where industries assigned to the fourth stage primarily produce output consumed as final demand, industries in the third stage primarily produce output consumed by stage 4 industries, industries assigned to the second stage primarily produce output consumed by stage 3 industries, and industries assigned to the first stage produce output primarily consumed by stage 2 industries. The four indexes then track prices for the net inputs consumed by industries in each of the four stages of production. The stage 4

intermediate demand index, for example, tracks price change for inputs consumed, but not produced, by industries included in the fourth stage of production. Hence, the index tracks price change in inputs to industries that primarily produce final demand commodities (stage 4 producers primarily produce commodities sold to final demand).

Examples of heavily weighted goods-producing industries in stage 4 include the manufacture of light trucks and utility vehicles, automobiles, and pharmaceuticals. Retail trade, food service and drinking places, and hospitals are examples of heavily weighted service industries included in stage 4. Stage 4 also includes all new construction industries. Examples of goods consumed by stage 4 industries include motor vehicle parts, commercial electric power, plastic construction products, biological products, and beef and veal. Engineering services, machinery and equipment wholesaling, long distance motor carrying, and legal services constitute examples of services consumed by stage 4 industries.

Examples of highly weighted goods-producing industries included in stage 3 are motor vehicle parts manufacturing, animal (except poultry) slaughtering and processing, and semiconductor manufacturing. Services industries classified in stage 3 include wholesale trade; insurance carriers; architecture, engineering, and related services; and hotels and motels. Examples of goods consumed by stage 3 industries include slaughter steers and heifers, industrial electric power, and hot rolled steel bars, plates, and structural shapes. Services commonly consumed by stage 3 industries include commissions from sales of property and casualty insurance, business loans, temporary help services, and administrative and general management consulting services.

Petroleum refineries; electricity generation, transmission, and distribution; natural gas distribution; cattle ranching and farming; and plastic materials and resin manufacturing are among the goods-based industries assigned to stage 2. Services industries that are heavily weighted in stage 2 include management of companies and enterprises; non-depository credit intermediation; insurance agencies and brokerages; and services to buildings and dwellings. Goods commonly purchased by stage 2 industries include crude oil, natural gas, formula feeds, and primary basic organic chemicals. Services that are heavily weighted in the intermediate demand stage 2 index are legal services, business loans, and cellular phone and other wireless telecommunication.

Goods producing industries in stage 1 include oil and gas extraction, paper mills, and grain farming. Real estate, legal services, and advertising services are examples of highly weighted services industries included in stage 1. Examples of goods consumed by stage 1 industries are commercial and industrial electric power and gasoline. Services commonly consumed by stage 1 industries include solid waste collection, chemicals and allied products wholesaling, and guestroom or unit rental. It should be noted that all inputs purchased by stage 1 industries are by definition produced either within stage 1 or by latter stages of processing, leaving stage 1 less useful for price transmission analysis. For additional information on industry stage assignments, see www.bls.gov/ppi/fd-id/ppi-intermediate-demand-by-production-flow-industry-stage-assignments.htm.

Comparing the PPI with CPI

Although some data users utilize the PPI as a potential indicator of the Consumer Price Index (CPI), there are many reasons why the PPI and the CPI may diverge. The scope of the personal consumption portion of the PPI includes all marketable output sold by domestic producers for households. The scope of the CPI includes goods and services provided by business or government, where explicit user charges are paid by consumers. For example, the most heavily weighted item in the CPI, owners' equivalent rent, is excluded from the PPI. The scope of the CPI includes imports. The PPI excludes imports. The CPI only includes components of personal consumption directly paid for by the consumers, while the PPI includes components of personal consumption that may not be paid for by consumers. For example, the PPI includes medical services paid for by third parties. In contrast to CPI, PPI does not completely cover services. PPIs exclude taxes, since they do not represent producer revenue. Conversely, sales and other taxes paid by consumers are part of household expenditure and are included in the CPI. Additional technical differences between PPI and CPI also exist. For more information see "Comparing new final demand producer price indexes with other Government price indexes," *Monthly Labor Review*, January 2014, at www.bls.gov/opub/mlr/.

Commodity Indexes

The commodity classification of the PPI organizes goods, services, and construction by similarity of product or end use, disregarding industry of origin. With the release of data for July 2009, PPI expanded its commodity structure to include indexes for services and construction products. Prior to this date, the PPI commodity structure only included products from goods producing sectors. Table 9 of the *PPI Detailed Report* includes data for commodity indexes, organized in a hierarchal structure, including major groupings, subgroups, product classes, sub-product classes, and individual items.

Industry Net-Output Price Indexes

PPIs for the net output of industries and their products are grouped according to the North American Industry Classification System (NAICS). Prior to the release of January 2004, industry-based PPIs were published according to the Standard Industrial Classification (SIC) system. Industry price indexes are compatible with other economic time series organized by industry, such as data on employment, wages, and productivity. Table 11 of the *PPI Detailed Report* includes data for NAICS industries and industry groups (3-, 4-, 5-, and 6-digit codes), Census product classes (7- and 8-digit codes), products (9-digit codes), more detailed sub-products (11-digit codes), and, for some industries, indexes for other sources of revenue.

Indexes may represent one of three kinds of product categories. Every industry has primary product indexes that show changes in prices received by establishments classified in the industry for products made primarily, but not necessarily exclusively, by that industry. The industry classification of an establishment is determined by which products make up a plurality of its total shipment value. In

addition, most industries have secondary product indexes that show changes in prices received by establishments for products chiefly made in some other industry. Some industries have miscellaneous receipts indexes that track price changes for other sources of revenue received by establishments within the industry that are not derived from sales of their products; for example, resales of purchased materials, or revenues from parking lots owned by a manufacturing plant.

Data Collection

PPIs are constructed using selling prices reported by establishments of all sizes, selected by probability sampling, with the probability of selection proportionate to size. Individual items and transaction terms also are chosen by probability proportionate to size. BLS strongly encourages cooperating companies to supply actual transaction prices at the time of shipment to minimize the use of list prices. Prices submitted by survey respondents are effective on the Tuesday of the week containing the 13th day of the month. The survey is conducted online via the BLS Internet Data Collection Facility (IDCF). Data provided by survey respondents are supplemented with data from other sources for some areas.

Price data are provided by survey respondents on a voluntary and confidential basis; only sworn BLS employees are allowed access to individual company price reports. BLS publishes price indexes, not actual prices. All PPIs are subject to monthly revisions up to 4 months after original publication to reflect the availability of late reports and corrections by respondents.

BLS periodically updates the PPI sample of survey respondents to better reflect current conditions when the structure, membership, technology, or product mix of an industry shifts significantly and to spread reporting burden among smaller firms. Information on these resampling efforts are noted in the *PPI News Release* and *PPI Detailed Report* in the months they occur.

As part of an ongoing effort to expand coverage to sectors of the economy other than mining and manufacturing, an increasing number of service and construction sector industries have been introduced into the PPI. The following list of industries introduced since the mid-1990s includes the month and year in which an article describing the industry's content appeared in the *PPI Detailed Report*.

Service and construction sector industries introduced into the Producer Price Index, by SIC or NAICS code at their date of introduction and the *PPI Detailed Report* issue that announces their introduction

Title	Code	<i>PPI Detailed Report</i> Issue
	SIC	
Wireless telecommunications	4812	July 1999
Telephone communications, except radio telephone	4813	July 1995
Television broadcasting	4833	July 2002
Grocery stores	5411	July 2000
Meat and fish (seafood) markets	5421	July 2000
Fruit and vegetable markets	5431	July 2000
Candy, nut, and confectionery stores ...	5441	July 2000

Title	Code	PPI Detailed Report Issue
SIC		
Retail bakeries	5461	July 2000
Miscellaneous food stores	5499	July 2000
New car dealers	5511	July 2000
Gasoline service stations	5541	January 2002
Boat dealers	5551	January 2002
Recreational vehicle dealers	5561	January 2002
Miscellaneous retail	59	January 2001
Security brokers, dealers, and investment bankers	6211	January 2001
Investment advice	6282	January 2003
Life insurance carriers	6311	January 1999
Property and casualty insurance	6331	July 1998
Insurance agencies and brokerages ...	6412	January 2003
Operators and lessors of nonresidential buildings	6512	January 1996
Real estate agents and managers	6531	January 1996
Prepackaged software	7372	January 1998
Data processing services	7374	January 2002
Home health care services	8082	January 1997
Legal services	8111	January 1997
Engineering design, analysis, and consulting services	8711	January 1997
Architectural design, analysis, and consulting services	8712	January 1997
Premiums for property and casualty insurance	9331	July 1998
NAICS		
New Industrial building construction	236211	January 2008
New warehouse building construction ..	236221	July 2005
New school construction	236222	July 2006
New office construction	236223	January 2007
New health care building construction..	236224	January 2013
Concrete contractors, nonresidential building work	23811X	July 2008
Roofing contractors, nonresidential building work	23816X	July 2008
Electrical contractors, nonresidential building work	23821X	July 2008
Plumbing / HVAC contractors, nonresidential building work	23822X	July 2008
Merchant wholesalers, durable goods..	423	July 2005
Merchant wholesalers, nondurable goods	424	July 2005
Electronics and appliance stores	443	January 2004
Building material and garden equipment and supplies dealers.....	444	January 2004
Sporting goods, hobby, book, and music stores	451	January 2004
General merchandise stores	452	January 2004
Miscellaneous store retailers	453	January 2004
Pipeline transportation of natural gas....	486210	June 2022
Internet service providers	518111	July 2005
Internet publishing and web search portals	519130	January 2010
Commercial banking	522110	January 2005
Savings institutions	522120	January 2005
Direct health and medical insurance carriers	524114	July 2004

Title	Code	PPI Detailed Report Issue
NAICS		
Construction, mining, and forestry machinery and equipment rental and leasing	532412	January 2005
Management consulting services	541610	January 2007
Security guards and patrol services	561612	July 2005
Offices of dentists	621210	January 2011
Blood and organ banks	621991	January 2007
Amusement and theme parks	713110	July 2006
Golf courses and country clubs	713910	July 2006
Fitness and recreational sports centers.	713940	July 2005
Commercial machinery repair and maintenance.....	811310	July 2007

Weights

Weights for most commodity groupings of the PPI, as well as, weights for commodity-based aggregate indexes calculated from commodity groupings, such as FD-ID indexes, currently reflect 2017 values of shipments as reported in the *Census of Manufactures* and other sources. From January 2018 to December 2022, PPI weights were derived from 2012 shipment values. Industry indexes now are calculated under the 2022 NAICS structure utilizing 2017 value of shipment weights and 2012 net output ratios. The periodic update of the value weights used to calculate the PPI is done to more accurately reflect changes in production and marketing patterns in the economy.

Net output values of shipments are used as weights for industry indexes. Net output values refer to the value of shipments from establishments within the industry to buyers outside the industry. However, weights for commodity indexes are based on gross shipment values, including values of shipments between establishments within the same industry. As a result, broad commodity grouping indexes, such as the PPI for All Commodities (which is composed of major commodity groupings 01 through 15), are affected by the multiple counting of price change at successive stages of processing, which can lead to exaggerated or misleading signals about inflation. The intermediate demand by commodity type FD-ID indexes partially correct for this defect, but industry indexes, final demand FD-ID indexes, and intermediate demand by production flow FD-ID indexes consistently correct for this at all levels of aggregation. Therefore, industry and FD-ID indexes are more appropriate than broad commodity groupings for analysis of general price trends.

Price Index Reference Base

Effective with publication of January 1988 data, many important PPI series (including most commodity groups and individual items) were placed on a new reference base, 1982 = 100. From 1971 through 1987, the standard reference base for most PPI series was 1967 = 100. Except for rounding differences, the shift to the new reference base did not alter any previously published percent changes for affected PPI series. (See "Calculating Index Changes," below.) The 1982

reference base is not used for commodity indexes with a base later than December 1981 or for industry net output indexes and their products. The FD-ID indexes typically have a reference base of November 2009 = 100.

For further information on the underlying concepts and methodology of the Producer Price Index, see chapter 14, “Producer Prices,” in the *BLS Handbook of Methods*. This chapter can be downloaded from the BLS Web site at www.bls.gov/opub/hom/homch14.htm.

Calculating Index Changes

Each PPI measures price changes from a reference period that equals 100.0. An increase of 5.5 percent from the reference period in the Final Demand Goods Price Index, for example, is shown as 105.5. This change also can be expressed in dollars, as follows: prices received by domestic producers of a sample of final demand goods have risen from \$100 in November 2009 to \$105.50. Likewise, a current index of 90.0 would indicate that prices received by producers of final demand goods are 10 percent lower than they were in November 2009.

Movements of price indexes from one month to another are usually expressed as percent changes, rather than as changes in index points. Index point changes are affected by the level of the index in relation to its base period, whereas percent changes are not. The following example shows the computation of index point and percent changes.

Index point change

Final Demand Goods Price Index	107.5
Less previous index	104.0
Equals index point change	3.5

Index percent change

Index point change	3.5
Divided by the previous index	104.0
Equals	0.034
Result multiplied by 100	0.034 x 100
Equals percent change	3.4

Seasonally Adjusted and Unadjusted Data

Because price data are used for different purposes by different groups, BLS publishes seasonally adjusted and unadjusted changes each month. Seasonally adjusted data are preferred for analyzing general price trends in the economy because these data eliminate the effect of changes that normally occur at about the same time, and in about the same magnitude, every year—such as price movements resulting from normal weather patterns, regular production and marketing cycles, model changeovers, seasonal discounts, and holidays. For these reasons, seasonally adjusted data more clearly reveal underlying trends. Unadjusted data are of primary interest to users who need information that can be related to actual dollar values of transactions. Individuals requiring this information include marketing specialists, purchasing agents, budget and cost analysts, contract specialists, and commodity traders. It is the unadjusted data

that are generally cited when escalating long-term contracts such as purchasing agreements or real estate leases. For more information, see *Price Adjustment Guide for Contracting Parties*, on the Web at: www.bls.gov/ppi/publications/price-adjustment-guide-for-contracting-parties.htm.

Seasonal adjustment is accomplished using X-13 ARIMA, a software package published by the U.S. Census Bureau. Each year, the seasonal status of most commodity indexes is reevaluated to reflect more recent price behavior. Industry net output indexes are not seasonally adjusted. For time series that exhibit seasonal pricing patterns, new seasonal factors are estimated and applied to the unadjusted data from the prior 5 years. Updated seasonally adjusted indexes replace the most recent 5 years of seasonal data.

Seasonal factors may be applied to series using either a direct or an aggregative method. Generally, commodity indexes are seasonally adjusted using direct seasonal adjustment, which produces a more complete elimination of seasonal movements than does the aggregative method. However, the direct seasonal adjustment process may not yield figures that possess additive consistency. Thus, a seasonally adjusted index for a broad category that is directly adjusted may not be logically consistent with all seasonally adjusted indexes for its components. Seasonal movements for FD-ID indexes are derived indirectly through an aggregative method that combines movements of a wide variety of subproduct class (six-digit) series.

Seasonally adjusted indexes can become problematic when previously stable and predictable price patterns abruptly change. If the new pattern persists, the seasonal adjustment method will eventually reflect it; if the pattern keeps shifting, however, seasonally adjusted data will become chronically troublesome. This problem occurs relatively infrequently for farm and food-related products, but has more often affected manufactured products such as automobiles and steel.

Since January 1988, the PPI has used Intervention Analysis Seasonal Adjustment methods to enhance the calculation of seasonal factors. With this technique, outlier values that may distort the seasonal pattern are removed from the data prior to applying the standard seasonal factor estimation procedure. For example, a possible economic cause for large price movements for petroleum-based products might have been the COVID-19 pandemic. In this case, intervention techniques allowed for better estimates of seasonally adjusted data. On the whole, very few series have required intervention. Out of over 400 seasonally adjusted commodity series, 69 were subject to intervention in 2023.

For more information relating to seasonal adjustment methods, see “PPI and CPI Seasonal Adjustment: an Update” in the July 2010 *Monthly Labor Review*, and “PPI and CPI Seasonal Adjustment During the COVID-19 Pandemic” in the May 2022 *Monthly Labor Review*.

Producer Price Index Data on the Internet

In 1995, the BLS began posting PPI series, news releases, and technical information to the internet. There were more than 13 million instances of PPI data being downloaded from the BLS website during 2022.

Retrieving PPI data from the PPI Web site

PPI data can be obtained online (www.bls.gov/ppi). On this page, under the tab labeled “Featured PPI databases” links provide the following methods of data retrieval:

- **Top Picks** is a form-based application for both Industry Data and Commodity Data that allows the user to quickly obtain PPI time series data by selecting the high-level aggregate and other commonly requested time series, including the All Commodities Index and the FD-ID indexes (for example, Final Demand). Within each list, any one—or all—of the time series shown can be selected. A user can modify the date range and output options after executing the query, using the reformat button above the data output table.
- **One-Screen Data Search and Multi-Screen Data Search** are form-based query applications for both Industry Data and Commodity Data designed for users unfamiliar with the PPI coding structure. These applications guide a user through the PPI classification by listing index titles and do not require knowledge of commodity or industry codes. Data retrieved are based on a query formulated by selecting data characteristics from lists provided. Two options are available to create customized tables, depending on a user’s browser capability. The one-screen option is a JavaScript application that uses a single screen to guide a user through the available time series data. The second option is a multiple-screen, non-Java-based application. Both methods allow a user to browse the PPI coding structure and select multiple series. Users can modify the date range and output options after executing the query using the reformat button above the data output table.
- **Series Report** is a form-based application that allows users to input multiple, formatted PPI time series identifiers (commodity or industry codes) as inputs in extracting data according to a specified set of date ranges and output options. This application provides the most efficient path for users who are familiar with the format of PPI time series identifiers. There are five alphabetic prefixes used to create unique PPI time series identifiers: WP, WD, PC, PD, and ND. Each provides the user access to a different PPI database. Adding either a “u” (not seasonally adjusted) or an “s” (seasonally adjusted) to the end of these prefixes further specifies the type of data needed.

EXAMPLES

For commodity and FD-ID indexes, series identifiers combine a “wpu” prefix (not seasonally adjusted) or a “wps” prefix (seasonally adjusted) with a commodity code.

<u>Commodity code</u>	<u>Provides data for:</u>
wps141101	Passenger cars, seasonally adjusted
wpu141101	Passenger cars, not seasonally adjusted
wpufd4	Final demand, not seasonally adjusted
wpsid63	Services for intermediate demand, seasonally adjusted

For discontinued commodity indexes, series identifiers combine a “wdu” prefix (not seasonally adjusted) or a “wds” prefix (seasonally adjusted) with a commodity code.

<u>Commodity code</u>	<u>Provides data for:</u>
wds019	Other farm products, seasonally adjusted
wdu0635	Preparations, ethical (prescription), not seasonally adjusted
wdusi138011	Stainless steel mill products, not seasonally adjusted

Current price indexes grouped by industry according to NAICS have series identifiers that begin with the prefix “pcu.” After the prefix, there are 12 digits (the 6-digit industry code is listed twice) followed by up to 7 alphanumeric characters identifying product detail. Dashes are used as placeholders for higher-level industry group codes.

<u>Industry-product code, current NAICS series</u>	<u>Provides data for:</u>
pcu325---325---	Chemical manufacturing
pcu336110336110	Automobile and light duty motor vehicle manufacturing
pcu621111621111411	Offices of physicians, one- and two-physician practices and single-specialty group practices, general/family practice

Discontinued industry-product codes based on SIC combine a “pdu” prefix and “#” between the fourth and fifth characters of the product code. Series identifiers for the discontinued dataset use underscores as placeholders to complete a reference to an SIC industry group code of fewer than four digits. (All PPI industry-based indexes organized by SIC were discontinued with the introduction of NAICS in 2004.)

<u>Industry-product code, discontinued SIC series</u>	<u>Provides data for:</u>
pdu28_#	Chemicals and allied products
pdu331_#	Blast furnaces, steel works, and rolling and finishing mills
pdu3711#111	Passenger cars

Price indexes for discontinued series grouped by industry according to NAICS have identifiers that begin with the prefix “ndu”. After the prefix, there are 12 numeric digits (the 6-digit industry code is listed twice), and up to 7 additional alphanumeric characters that identify product detail. Dashes are used as placeholders for higher-level group codes.

*Industry-product code,
discontinued NAICS series*
ndu212231212231
ndu2122312122312
ndu212231212231214

Provides data for
Lead and zinc ore mining
Lead, zinc concentrates
Lead concentrates

- **Text Files** are best suited for users requiring access to either a large volume of time series data or other PPI-related documentation, such as seasonal factor tables and relative importance tables. The text files can be accessed at download.bls.gov/ or directly from links on the “PPI Databases” page or the PPI homepage. Data and documentation available for download include the following:

Industry Data	<u>Directory:</u> /pub/time.series/pc
Industry Data - Discontinued (NAICS basis)	/pub/time.series/nd
(SIC basis)	/pub/time.series/pd
Commodity Data (incl. FD-ID)	/pub/time.series/wp
Commodity Data – Discontinued	/pub/time.series/wd
Special requests	/pub/special.requests/ppi

Additional information

The PPI homepage (www.bls.gov/ppi) contains additional information regarding PPI data and methodology. The “PPI Publications” section of the homepage provides PPI news releases, both current and archived, as well as general PPI information. The “PPI Tables” section provides relative importance and seasonal factor tables. The remaining sections offer special notices and publications pertaining to PPI methodology and applications.

For questions or comments regarding PPI data classification, methodology, or data availability on the Internet, call or e-mail the Section of Index Analysis and Public Information at (202) 691-7705 or ppi-info@bls.gov. If you are deaf, hard of hearing, or have a speech disability, please dial 7-1-1 to access telecommunications relay services.