

PPI Detailed Report

Data for July 2024



U.S. Department of Labor

U.S. Bureau of Labor Statistics

A composite image with a yellow-green tint. The background shows a welder in a dark protective suit working on a large metal structure, with bright sparks flying from the welding point. In the foreground, a man and a woman are sitting at a desk, looking at a laptop and some papers. The overall scene suggests a connection between industrial work and data analysis.

**Mining • Manufacturing • Services
Agriculture • Utilities • Construction**

PPI Detailed Report

Data for July 2024

Editors

Joseph Kowal
Gabriel Vera
Timothy Schermerhorn
Nachelle Jackson

Vol. 28, No.7

Contents

	<i>Page</i>
Producer Price Indexes, July 2024	1
Charts	
Final demand	6
Processed goods for intermediate demand	7
Unprocessed goods for intermediate demand	8
Services for intermediate demand	9
Tables	
Producer Price Indexes	
1. Final demand – intermediate demand weights and percent changes, seasonally adjusted	10
2. Selected commodity groupings percent changes by final demand – intermediate demand category	16
3. Final demand – intermediate demand indexes, seasonally adjusted	26
4. Final demand – intermediate demand weights and percent changes, not seasonally adjusted	32
5. Final demand – intermediate demand indexes, not seasonally adjusted	38
6. Selected commodity and service groupings percent changes, not seasonally adjusted	44
7. Commodity and service groupings and individual items, percent changes, not seasonally adjusted	46
8. Commodity and service groupings and individual items, indexes and percent changes, seasonally adjusted	105
9. Commodity and service groupings and individual items indexes, not seasonally adjusted	129
10. Net output of selected industries and industry groups, indexes and percent changes.....	185
11. Net output of selected industries and their products indexes	187
12. Net output of selected industries and their products, percent changes	256
13. Special commodity groupings	329
14. Net inputs to industries, excluding capital investment, labor, and imports	331
Technical note	336

Producer Price Index Release Dates

The following is the schedule of release dates for Producer Price Index data for 2024. News releases are issued at 8:30 a.m. eastern time on each release date.

Reference Month	Release Date
December 2023	Jan. 12, 2024
January 2024	Feb. 16, 2024
February 2024	Mar. 14, 2024
March 2024	Apr. 11, 2024
April 2024	May 14, 2024
May 2024	Jun. 13, 2024
June 2024	Jul. 12, 2024
July 2024	Aug. 13, 2024
August 2024	Sep. 12, 2024
September 2024	Oct. 11, 2024
October 2024	Nov. 14, 2024
November 2024	Dec. 12, 2024

Producer Price Indexes – July 2024

The Producer Price Index for final demand increased 0.1 percent in July, seasonally adjusted. Final demand prices rose 0.2 percent in June and were unchanged in May. (See table A.) On an unadjusted basis, the index for final demand advanced 2.2 percent for the 12 months ended in July.

The July rise in the index for final demand can be attributed to prices for final demand goods, which moved up 0.6 percent. In contrast, the index for final demand services fell 0.2 percent.

Prices for final demand less foods, energy, and trade services advanced 0.3 percent in July after increasing 0.1 percent in June. For the 12 months ended in July, the index for final demand less foods, energy, and trade services moved up 3.3 percent.

Final Demand

Final demand goods: Prices for final demand goods rose 0.6 percent in July, the largest advance since a 1.1-percent jump in February. Nearly 60 percent of the broad-based increase in July can be traced to the index for final demand energy, which moved up 1.9 percent. Prices for final demand goods less foods and energy and for final demand foods also rose, 0.2 percent and 0.6 percent, respectively.

Product detail: A quarter of the July rise in the index for final demand goods is attributable to a 2.8-percent advance in prices for gasoline. The indexes for diesel fuel, meats, jet fuel, fresh fruits and melons, and basic organic chemicals also increased. Conversely, prices for electric power decreased 1.1 percent. The indexes for fresh and dry vegetables and for steel mill products also moved down. (See table 2.)

Final demand services: Prices for final demand services fell 0.2 percent in July, the largest decrease since moving down 0.2 percent in March 2023. The July decline can be traced to the index for final demand trade services, which dropped 1.3 percent. (Trade indexes measure changes in margins received by wholesalers and retailers.) In contrast, prices for final demand services less trade, transportation, and warehousing and for final demand transportation and warehousing services rose 0.3 percent and 0.4 percent, respectively.

Product detail: Leading the July decline in prices for final demand services, margins for machinery and vehicle wholesaling decreased 4.1 percent. The indexes for food and alcohol retailing, automobiles retailing (partial), automotive fuels and lubricants retailing, desktop and portable device application software publishing, and physician care also fell. Conversely, prices for portfolio management advanced 2.3

percent. The indexes for chemicals and allied products wholesaling and for truck transportation of freight also rose.

Intermediate Demand by Commodity Type

Within intermediate demand in July, prices for processed goods advanced 0.7 percent, the index for unprocessed goods increased 3.6 percent, and prices for services rose 0.3 percent. (See tables B and C.)

Processed goods for intermediate demand: The index for processed goods for intermediate demand rose 0.7 percent in July, the largest advance since moving up 1.4 percent in February. Over 70 percent of the broad-based increase in July is attributable to a 2.8-percent jump in prices for processed energy goods. The indexes for processed foods and feeds and for processed materials less foods and energy also advanced, 1.3 percent and 0.1 percent, respectively. For the 12 months ended in July, prices for processed goods for intermediate demand moved up 0.8 percent, the first increase since a 2.1-percent rise for the 12 months ended February 2023.

Product detail: Over 60 percent of the July increase in prices for processed goods for intermediate demand can be traced to a 12.9-percent jump in the diesel fuel index. Prices for basic organic chemicals, meats, gasoline, jet fuel, and utility natural gas also moved higher. In contrast, the index for commercial electric power fell 1.2 percent. Prices for cold rolled steel sheet and strip and for processed poultry also declined.

Unprocessed goods for intermediate demand: The index for unprocessed goods for intermediate demand moved up 3.6 percent in July, the largest advance since rising 4.6 percent in August 2022. Nearly two-thirds of the broad-based increase in July is attributable to a 6.2-percent jump in prices for unprocessed energy materials. The indexes for unprocessed foodstuffs and feedstuffs and for unprocessed nonfood materials less energy also advanced, 2.9 percent and 0.7 percent, respectively. For the 12 months ended in July, prices for unprocessed goods for intermediate demand moved up 3.2 percent, the largest increase since rising 10.7 percent for the 12 months ended December 2022.

Product detail: Over 40 percent of the July advance in the index for unprocessed goods for intermediate demand can be traced to a 5.5-percent increase in crude petroleum prices. The indexes for natural gas, slaughter poultry, raw milk, slaughter cattle, and carbon steel scrap also moved higher. Conversely, corn prices decreased 5.4 percent. The indexes for wheat and for raw cotton also declined.

Chart 1. One-month percent changes in selected PPI final demand price indexes, seasonally adjusted

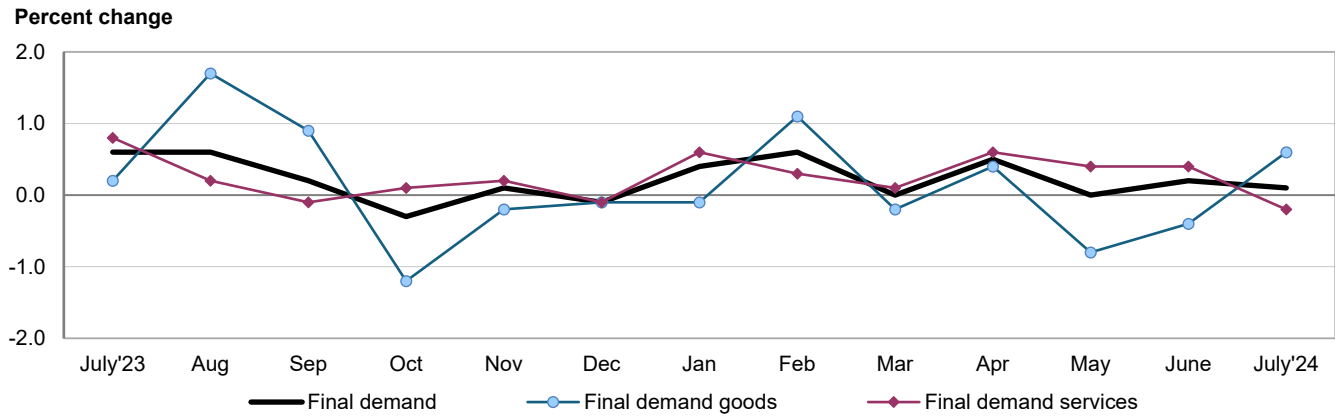


Chart 2. Twelve-month percent changes in selected PPI final demand price indexes, not seasonally adjusted

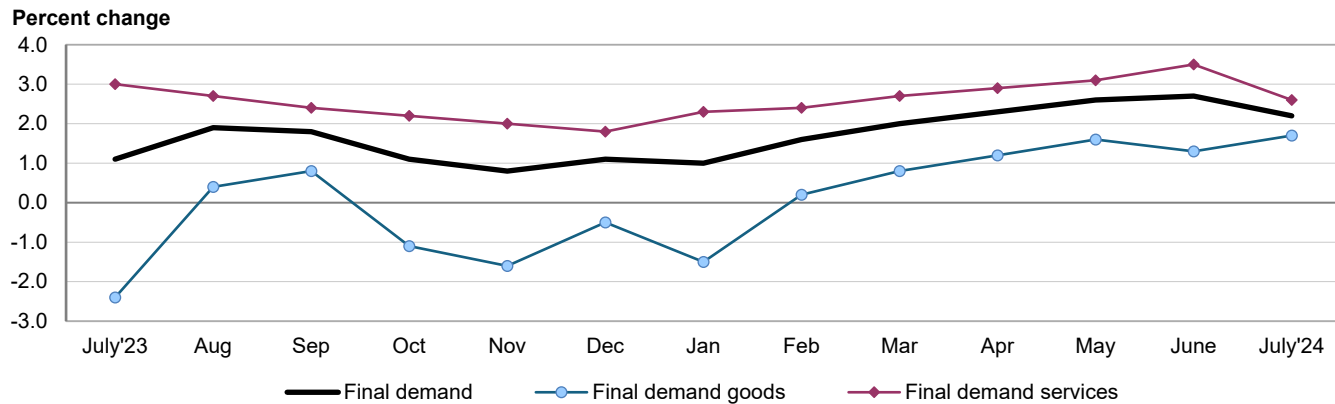


Table A. Monthly and 12-month percent changes in selected final demand price indexes, seasonally adjusted

Month	Total final demand	Final demand less foods, energy, and trade	Final demand goods				Final demand services				Change in final demand from 12 months ago (unadj.)	Change in final demand less foods, energy, and trade from 12 mo. ago (unadj.)
			Total	Foods	Energy	Less foods and energy	Total	Trade	Transportation and warehousing	Other		
2023												
July....	0.6	0.2	0.2	0.3	0.8	0.0	0.8	1.7	0.2	0.4	1.1	2.9
Aug....	0.6	0.2	1.7	-0.4	8.9	0.1	0.2	-0.1	0.0	0.3	1.9	2.9
Sept...	0.2	0.3	0.9	0.4	3.2	0.3	-0.1	-1.1	0.4	0.3	1.8	2.9
Oct....	-0.3	0.1	-1.2	0.2	-6.4	0.1	0.1	0.0	0.5	0.1	1.1	2.8
Nov....	0.1	0.1	-0.2	0.7	-2.0	0.1	0.2	0.4	-0.2	0.1	0.8	2.5
Dec....	-0.1	0.3	-0.1	0.0	-0.8	0.1	-0.1	-1.2	-0.2	0.5	1.1	2.7
2024												
Jan... ..	0.4	0.6	-0.1	-0.3	-1.1	0.3	0.6	0.1	-0.2	0.9	1.0	2.7
Feb... ..	0.6	0.4	1.1	1.0	3.9	0.3	0.3	0.3	1.2	0.3	1.6	2.8
Mar. ¹ ..	0.0	0.2	-0.2	0.3	-1.2	0.0	0.1	-0.4	0.2	0.3	2.0	2.9
Apr. ¹ ..	0.5	0.5	0.4	-0.7	1.8	0.3	0.6	0.5	-0.5	0.7	2.3	3.2
May ¹ ..	0.0	0.2	-0.8	-0.1	-4.6	0.2	0.4	0.7	-0.8	0.4	2.6	3.4
June ¹ ..	0.2	0.1	-0.4	0.1	-2.1	0.0	0.4	1.4	-0.1	0.1	2.7	3.2
July....	0.1	0.3	0.6	0.6	1.9	0.2	-0.2	-1.3	0.4	0.3	2.2	3.3

¹ Some of the figures shown above and elsewhere in this release may differ from those previously reported because data for March 2024 through June 2024 have been revised to reflect the availability of late reports and corrections by respondents.

Table B. Monthly and 12-month percent changes in selected intermediate demand price indexes for goods by commodity type, seasonally adjusted

Month	Processed goods for intermediate demand					Unprocessed goods for intermediate demand				
	Total	Foods and feeds	Energy goods	Less foods and energy	Total, change from 12 months ago (unadj.)	Total	Food-stuffs and feed-stuffs	Energy materials	Nonfood materials less energy	Total, change from 12 months ago (unadj.)
2023										
July.....	-0.3	1.0	-0.2	-0.5	-7.6	2.5	-0.8	10.1	-2.9	-24.1
Aug.....	2.0	0.6	11.2	-0.2	-4.4	2.1	-0.1	6.0	-0.2	-26.2
Sept.....	0.5	0.7	2.1	0.0	-3.7	2.9	1.2	6.8	-0.4	-21.5
Oct.....	-1.0	-0.2	-4.3	-0.1	-4.6	-1.6	-2.1	-2.1	0.0	-14.8
Nov.....	-0.7	-0.5	-2.6	-0.3	-4.6	-2.1	-0.4	-5.3	0.7	-14.0
Dec.....	-0.4	0.1	-2.9	0.2	-2.8	-4.1	-3.3	-7.6	0.3	-18.7
2024										
Jan.....	-0.1	-1.7	-1.0	0.3	-3.7	1.6	-1.5	6.4	-1.3	-13.5
Feb.....	1.4	0.3	5.5	0.5	-2.0	-0.3	1.6	-1.1	-1.7	-9.3
Mar. ¹	-0.6	0.2	-1.0	-0.5	-1.8	-1.4	1.6	-5.4	0.5	-6.3
Apr. ¹	0.6	-0.2	1.8	0.3	-0.6	2.1	-0.6	6.0	0.5	-5.0
May ¹	-1.4	0.2	-7.5	0.1	-0.7	0.1	2.8	-3.9	1.9	-0.1
June ¹	-0.2	0.7	-0.9	-0.1	-0.3	0.8	-1.2	3.8	-0.5	1.9
July.....	0.7	1.3	2.8	0.1	0.8	3.6	2.9	6.2	0.7	3.2

¹ Some of the figures shown above and elsewhere in this release may differ from those previously reported because data for March 2024 through June 2024 have been revised to reflect the availability of late reports and corrections by respondents.

Services for intermediate demand: The index for services for intermediate demand moved up 0.3 percent in July, the fifth consecutive increase. A major factor in the broad-based July advance was a 0.3-percent rise in prices for services less trade, transportation, and warehousing. The indexes for trade services for intermediate demand and for transportation and warehousing services for intermediate demand each inched up 0.1 percent. For the 12 months ended in July, prices for services for intermediate demand increased 3.3 percent.

Product detail: Over 40 percent of the July advance in the index for services for intermediate demand can be traced to a 1.5-percent rise in prices for nonresidential real estate services. The indexes for securities brokerage, dealing, investment advice, and related services; machinery and equipment parts and supplies wholesaling; portfolio management; chemicals and allied products wholesaling; and truck transportation of freight also moved higher. In contrast, prices for business loans (partial) fell 2.0 percent. The indexes for automotive fuels and lubricants retailing and for arrangement of freight and cargo transportation also declined.

Table C. Monthly and 12-month percent changes in selected intermediate demand price indexes for services by commodity type, seasonally adjusted

Month	Services for intermediate demand				Total, change from 12 months ago (unadj.)
	Total	Trade	Transportation and warehousing	Other	
2023					
July.....	0.7	2.1	0.9	0.2	4.7
Aug.....	-0.1	-0.6	-0.7	0.1	4.2
Sept.....	0.3	-0.4	0.8	0.4	4.0
Oct.....	0.0	1.5	0.4	-0.5	3.5
Nov.....	0.5	1.5	-0.2	0.4	3.2
Dec.....	0.5	-0.3	1.0	0.6	3.7
2024					
Jan.....	0.9	1.1	-0.1	1.0	3.6
Feb.....	0.0	-1.7	1.0	0.3	3.3
Mar. ¹	0.2	0.1	0.0	0.3	3.8
Apr. ¹	0.3	-0.4	0.5	0.4	3.4
May ¹	0.3	0.6	0.6	0.1	3.6
June ¹	0.2	0.0	-0.3	0.3	3.7
July.....	0.3	0.1	0.1	0.3	3.3

¹ Some of the figures shown above and elsewhere in this release may differ from those previously reported because data for March 2024 through June 2024 have been revised to reflect the availability of late reports and corrections by respondents.

Intermediate Demand by Production Flow

Stage 4 intermediate demand: Prices for stage 4 intermediate demand rose 0.4 percent in July after no change in June. In July, the index for total services inputs to stage 4 intermediate demand advanced 0.5 percent, and prices for total goods inputs moved up 0.2 percent. (See table D.) Increases in the indexes for nonresidential real estate services; securities brokerage, dealing, investment advice, and related services; machinery and equipment parts and supplies wholesaling; portfolio management; diesel fuel; and meats outweighed declining prices for business loans (partial), commercial electric power, and steel mill products. For the 12 months ended in July, the index for stage 4 intermediate demand rose 2.4 percent, the largest advance since moving up 2.4 percent for the 12 months ended August 2023.

Stage 3 intermediate demand: Prices for stage 3 intermediate demand rose 0.8 percent in July, the largest increase since a 1.0-percent advance in February. In July, the index for total goods inputs to stage 3 intermediate demand jumped 1.7 percent, and prices for total services inputs inched up 0.1 percent. Increases in the indexes for diesel fuel, raw milk, slaughter poultry, jet fuel, slaughter cattle, and nonresidential real estate services outweighed declining prices for steel mill products, corn, and business loans (partial). For the 12 months ended in July, the index for stage 3 intermediate demand moved up 2.2 percent, the largest advance since rising 2.4 percent for the 12 months ended February 2023.

Stage 2 intermediate demand: The index for stage 2 intermediate demand rose 1.1 percent in July following an increase of 0.7 percent in June. In July, prices for total goods inputs to stage 2 intermediate demand advanced 2.8 percent. In contrast, the index for total services inputs edged down 0.1 percent. Increasing prices for crude petroleum, natural gas, basic organic chemicals, carbon steel scrap, commissions from sales of insurance, and legal services outweighed decreases in the indexes for business loans (partial), automotive fuels and lubricants retailing, and oilseeds. For the 12 months ended in July, prices for stage 2 intermediate demand rose 2.8 percent.

Stage 1 intermediate demand: Prices for stage 1 intermediate demand advanced 0.7 percent in July after no change in June. In July, the index for total goods inputs to stage 1 intermediate demand rose 0.8 percent, and prices for total services inputs moved up 0.5 percent. Increases in the indexes for diesel fuel; basic organic chemicals; nonresidential real estate services; securities brokerage, dealing, investment advice, and related services; carbon steel scrap; and chemicals and allied products wholesaling outweighed falling prices for steel mill products, corn, and guestroom rental. For the 12 months ended in July, the index for stage 1 intermediate demand rose 1.6 percent, the largest increase since advancing 3.8 percent for the 12 months ended February 2023.

Table D. Monthly percent changes in selected intermediate demand price indexes by production flow, seasonally adjusted

Month	Stage 4 intermediate demand			Stage 3 intermediate demand			Stage 2 intermediate demand			Stage 1 intermediate demand		
	Total	Goods inputs	Ser-vices inputs	Total	Goods inputs	Ser-vices inputs	Total	Goods inputs	Ser-vices inputs	Total	Goods inputs	Ser-vices inputs
2023												
July.....	0.4	-0.1	0.8	-0.3	-1.3	0.6	1.9	3.9	0.6	0.1	-0.7	0.9
Aug.....	0.4	0.6	0.3	1.0	3.1	-0.6	0.7	2.2	-0.4	1.3	2.4	0.2
Sept.....	0.3	0.3	0.3	0.5	0.9	0.3	1.2	3.0	-0.1	0.3	0.3	0.2
Oct.....	-0.3	-0.5	-0.2	-0.5	-1.7	0.4	-0.3	-1.1	0.4	-0.4	-0.8	-0.1
Nov.....	0.2	-0.3	0.5	-0.2	-1.1	0.6	-1.0	-2.5	0.2	-0.2	-0.9	0.6
Dec.....	0.2	0.0	0.4	-0.3	-1.6	0.7	-1.1	-3.4	0.5	-0.2	-0.7	0.3
2024												
Jan.....	0.6	-0.1	1.2	0.3	0.0	0.6	1.2	1.7	0.8	0.4	-0.2	1.0
Feb.....	0.1	0.5	-0.2	1.0	2.5	-0.2	0.1	-0.7	0.7	0.4	1.3	-0.5
Mar. ¹	0.1	-0.3	0.4	-0.1	-0.3	0.0	-0.9	-2.5	0.1	-0.3	-0.9	0.3
Apr. ¹	0.4	0.4	0.4	0.2	0.2	0.2	1.4	2.8	0.3	0.3	0.5	0.1
May ¹	-0.1	-0.3	0.1	-0.3	-1.3	0.5	-0.3	-1.3	0.5	-0.7	-1.6	0.2
June ¹	0.0	-0.2	0.1	-0.2	-0.4	-0.1	0.7	1.4	0.3	0.0	-0.3	0.3
July.....	0.4	0.2	0.5	0.8	1.7	0.1	1.1	2.8	-0.1	0.7	0.8	0.5

¹ Some of the figures shown above and elsewhere in this release may differ from those previously reported because data for March 2024 through June 2024 have been revised to reflect the availability of late reports and corrections by respondents.

Chart 1. The Final Demand Index and its component indexes, January 2020 through July 2024, 12-month percentage changes

Percent change

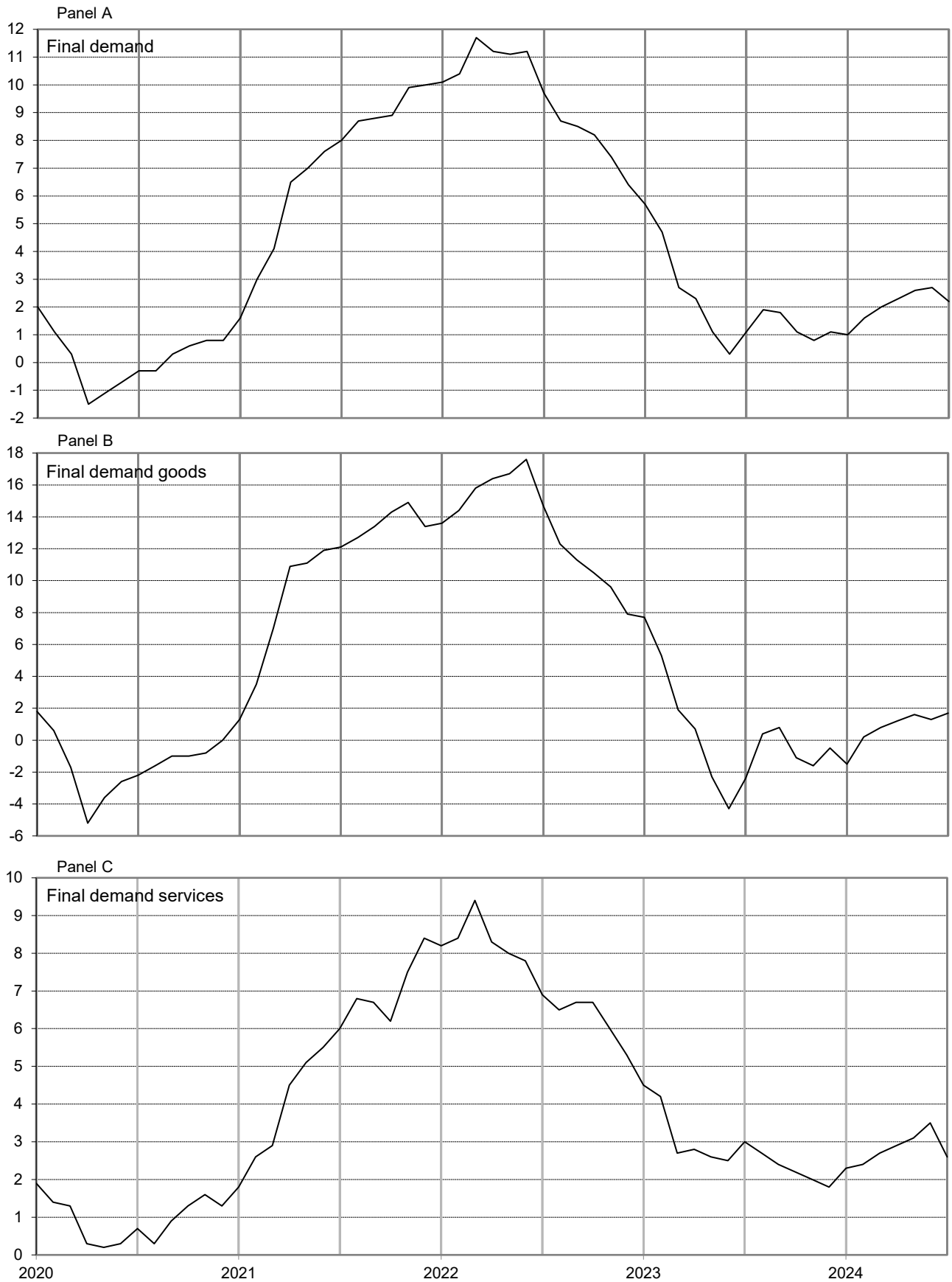


Chart 2. The Processed Goods for Intermediate Demand Index and its component indexes, January 2020 through July 2024, 12-month percentage changes

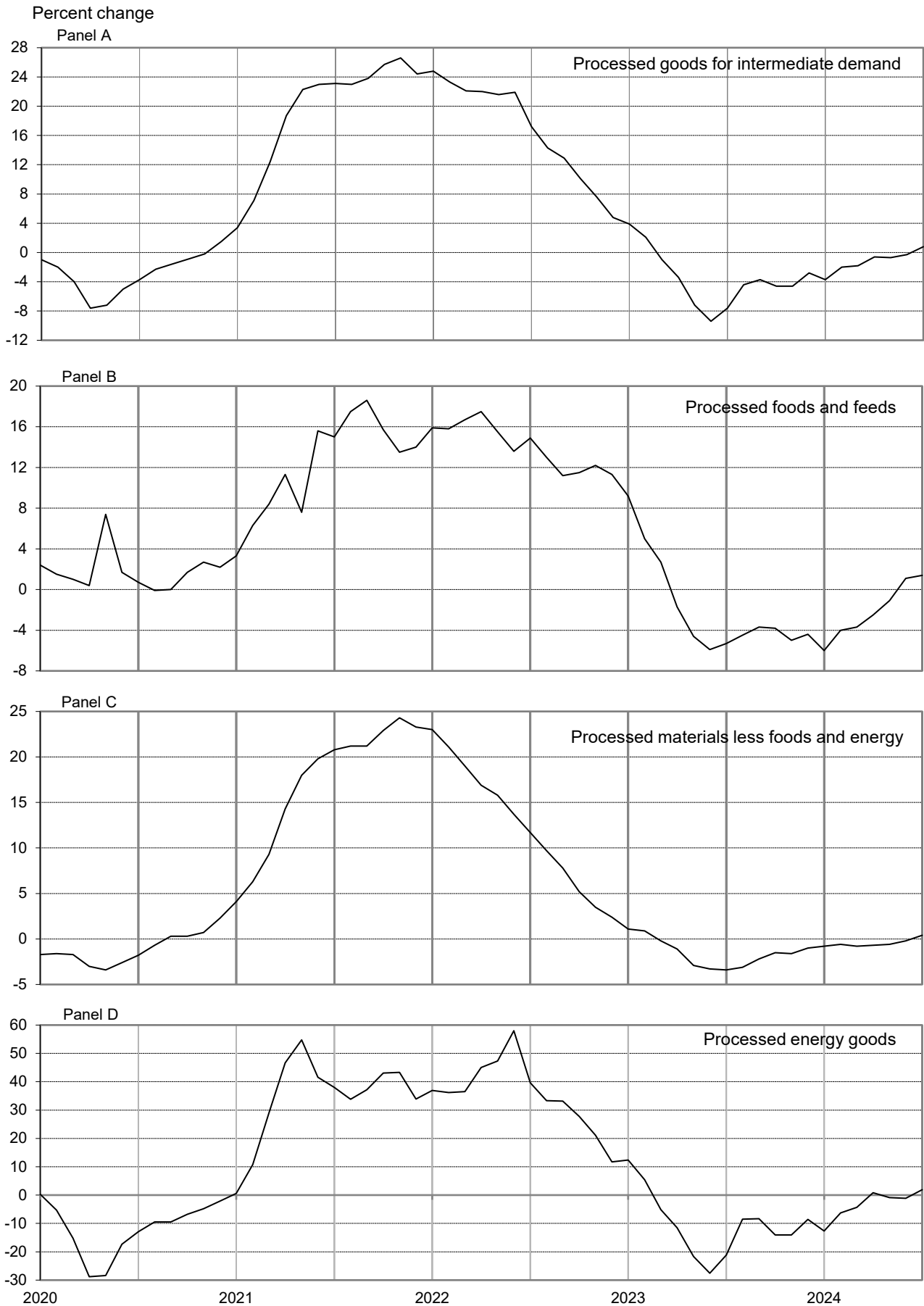


Chart 3. The Unprocessed Goods for Intermediate Demand Index and its component indexes, January 2020 through July 2024, 12-month percentage changes

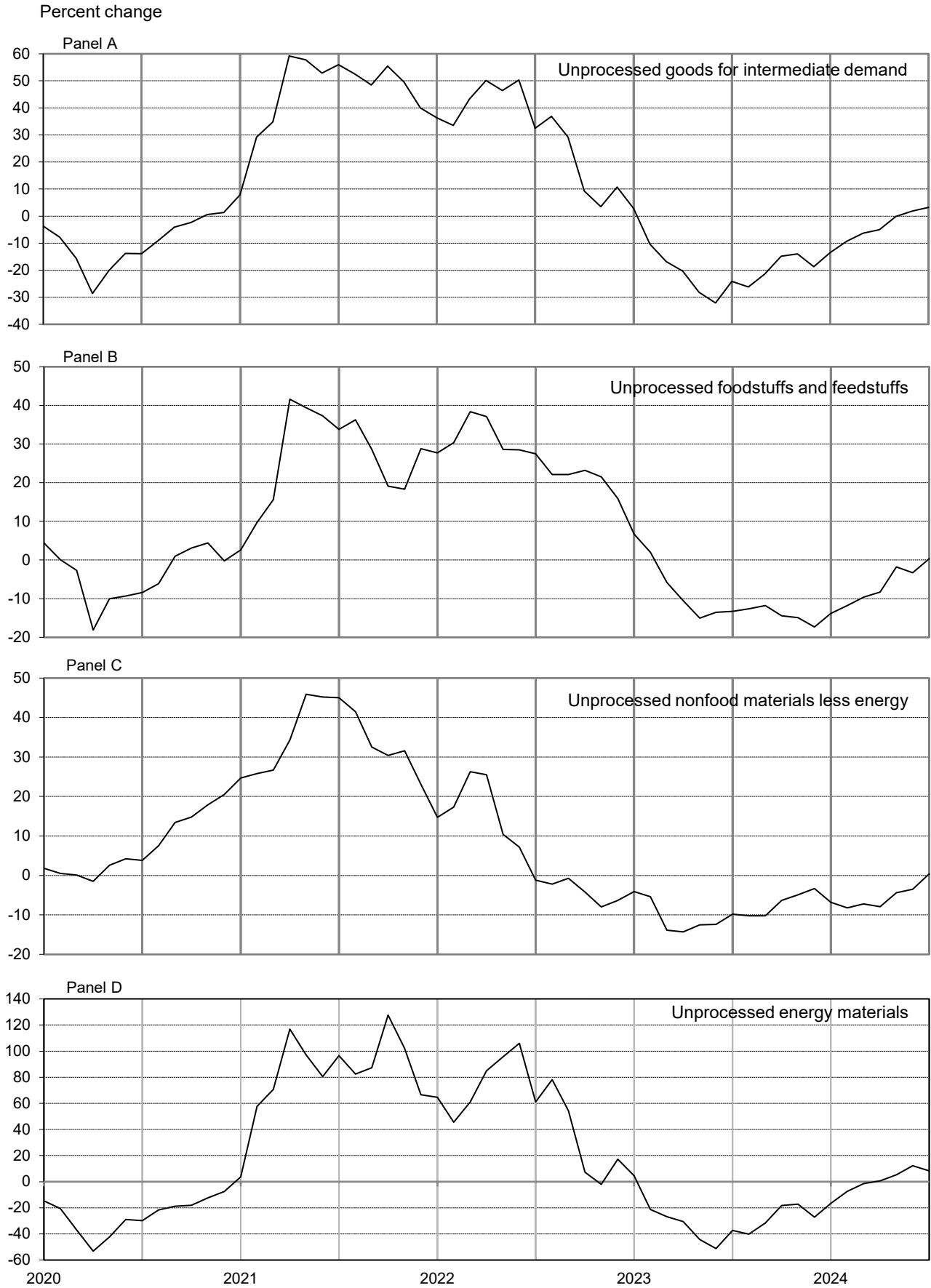
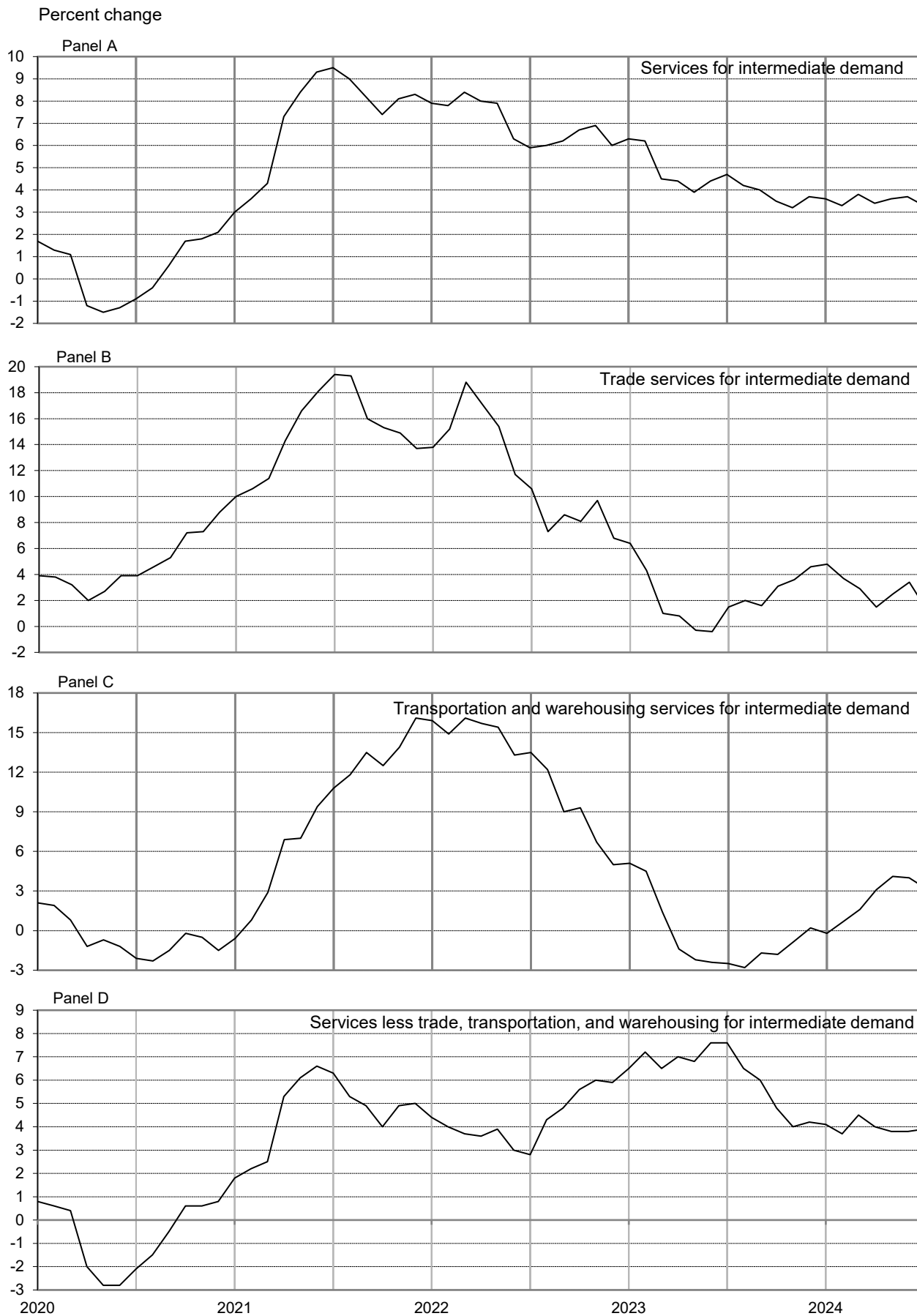


Chart 4. The Services for Intermediate Demand Index and its component indexes, January 2020 through July 2024, 12-month percentage changes



Source: U.S. Bureau of Labor Statistics, Producer Price Index Program

Table 1. Producer price index percentage changes and weights for Final Demand-Intermediate Demand groupings, seasonally adjusted [July 2024]

Grouping	Commodity code		Relative Importance Dec. 2023 ¹	Unadjusted 12-month percent change ² July 2023 to July 2024 ^P	Seasonally adjusted 1-month percent change ²				
	Group code	Item code			Feb. to Mar.	Mar. to Apr. ^P	Apr. to May ^P	May to June ^P	June to July ^P
Final Demand									
Final demand.....	FD	4	100.000	2.2	0.0	0.5	0.0	0.2	0.1
Final demand goods.....	FD	41	30.162	1.7	-0.2	0.4	-0.8	-0.4	0.6
Final demand foods.....	FD	411	5.633	1.7	0.3	-0.7	-0.1	0.1	0.6
Finished consumer foods ³	FD	4111	4.307	3.4	0.2	-0.7	-0.5	0.4	0.6
Finished consumer foods, crude.....	FD	41113	0.351	2.3	-4.0	-4.4	-7.5	4.7	-2.5
Finished consumer foods, processed.....	FD	41112	3.956	3.5	0.7	-0.4	0.2	0.0	0.9
Government purchased foods.....	FD	4112	0.410	4.9	0.6	-0.7	0.0	0.5	1.8
Foods for export.....	FD	4113	0.916	-7.2	0.7	-0.9	1.5	-1.3	0.1
Final demand energy.....	FD	412	5.517	0.3	-1.2	1.8	-4.6	-2.1	1.9
Finished consumer energy goods ³	FD	4121	4.292	-0.6	-1.1	1.9	-3.9	-2.3	1.3
Government purchased energy.....	FD	4122	0.834	3.0	-1.2	1.3	-8.3	-1.9	4.2
Energy for export.....	FD	4123	0.391	5.6	-3.1	1.7	-5.2	-1.3	4.3
Final demand goods less foods and energy.....	FD	413	19.012	2.1	0.0	0.3	0.2	0.0	0.2
Finished goods less foods and energy ³	FD	4131	10.933	2.2	0.2	0.1	0.2	0.1	0.1
Finished consumer goods less foods and energy.....	FD	41311	5.811	1.9	0.1	0.1	0.3	0.0	0.1
Nondurable consumer goods less foods and energy.....	FD	413111	3.522	2.4	0.0	0.2	0.5	0.0	0.1
Durable consumer goods.....	FD	413112	2.289	1.2	0.2	0.1	0.0	0.0	0.1
Private capital equipment.....	FD	41312	5.122	2.5	0.3	0.1	0.1	0.1	0.2
Private capital equipment for manufacturing industries.....	FD	413121	1.254	3.4	0.6	0.1	0.3	0.1	0.2
Private capital equipment for nonmanufacturing industries.....	FD	413122	3.868	2.2	0.3	0.1	0.1	0.1	0.1
Government purchased goods, excluding foods and energy.....	FD	4132	1.971	2.7	0.3	0.3	0.0	0.0	0.3
Government purchased goods excluding foods, energy, and capital equipment.....	FD	41321	1.146	1.6	0.3	0.3	-0.1	-0.1	0.4
Government purchased capital equipment.....	FD	41322	0.825	4.2	0.2	0.2	0.1	0.2	0.2
Goods for export, excluding foods and energy.....	FD	4133	6.108	1.7	-0.3	0.5	0.3	0.0	0.4
Final demand services.....	FD	42	67.184	2.6	0.1	0.6	0.4	0.4	-0.2
Final demand trade services ⁴	FD	423	19.195	-0.7	-0.4	0.5	0.7	1.4	-1.3
Trade of finished goods ³	FD	4231	16.558	-1.0	-0.4	0.3	1.0	1.4	-1.4
Trade of personal consumption goods.....	FD	42311	13.605	-0.7	-0.4	-0.4	1.7	0.9	-1.2
Trade of private capital equipment.....	FD	42312	2.953	-2.1	-0.5	3.8	-2.3	3.3	-2.3
Trade of government purchased goods.....	FD	4232	0.745	0.9	-0.1	1.9	-0.7	2.0	-1.3
Trade of government purchased goods, excluding capital equipment.....	FD	42321	0.474	1.3	0.1	0.0	1.0	0.5	-0.3
Trade of government purchased capital equipment.....	FD	42322	0.271	0.3	-0.3	4.9	-3.5	4.5	-3.1
Trade of exports.....	FD	4233	1.892	1.3	-0.2	1.6	-0.7	1.2	-0.7
Final demand transportation and warehousing services.....	FD	422	4.931	0.6	0.2	-0.5	-0.8	-0.1	0.4
Transportation of passengers for final demand.....	FD	4221	1.271	-3.8	1.7	-3.6	-3.9	0.4	-0.2
Transportation of private passengers.....	FD	42211	0.857	-3.7	1.7	-3.6	-3.9	0.4	-0.2
Transportation of government passengers.....	FD	42212	0.103	-3.7	1.7	-3.5	-3.9	0.4	-0.2
Transportation of passengers for export.....	FD	42213	0.311	-3.8	1.8	-3.6	-3.9	0.4	-0.2
Transportation and warehousing of goods for final demand.....	FD	4222	3.660	2.2	-0.3	0.6	0.2	-0.2	0.5
Transportation and warehousing of finished goods ³	FD	42221	2.368	2.0	-0.4	0.6	0.2	-0.2	0.6
Transportation and warehousing of personal consumption goods.....	FD	422211	1.908	2.0	-0.4	0.6	0.2	-0.2	0.5
Transportation and warehousing of private capital equipment.....	FD	422212	0.460	1.8	-0.4	0.6	0.2	-0.2	0.6
Transportation and warehousing of government purchased goods.....	FD	42222	0.220	1.9	-0.2	0.7	0.1	-0.4	0.3
Transportation and warehousing of exports.....	FD	42223	1.072	2.7	-0.3	0.6	0.3	-0.2	0.6
Final demand services less trade, transportation, and warehousing.....	FD	421	43.059	4.3	0.3	0.7	0.4	0.1	0.3
Finished services less trade, transportation, and warehousing ³	FD	4211	37.528	4.1	0.3	0.7	0.4	0.0	0.3
Finished consumer services less trade, transportation, and warehousing.....	FD	42111	33.067	4.3	0.3	0.6	0.4	0.0	0.3
Private capital investment services less trade, transportation, and warehousing.....	FD	42112	4.461	3.2	0.0	1.0	0.5	0.1	0.3
Government purchased services less trade, transportation, and warehousing.....	FD	4212	2.810	4.3	0.2	0.8	0.3	0.1	0.5
Gov. purchased services less trade, transportation, and warehousing, excl. capital investment.....	FD	42121	2.647	4.4	0.2	0.8	0.3	0.1	0.5
Government purchased capital investment services less trade, transportation, and warehousing.....	FD	42122	0.163	2.8	0.4	1.0	0.9	-0.4	0.4
Services for export less trade, transportation, and warehousing.....	FD	42123	2.721	6.0	0.9	1.0	0.4	0.3	0.5
Final demand construction.....	FD	43	2.654	1.4	0.1	0.1	0.0	0.4	0.8
Construction for private capital investment.....	FD	431	1.844	1.2	0.1	0.0	0.0	0.4	0.7
Construction for government.....	FD	432	0.810	1.9	0.1	0.4	-0.1	0.3	1.0
Special Groupings of Final Demand									
Final demand less exports.....	FD	49101	86.589	2.3	0.0	0.5	0.0	0.2	0.1
Final demand less government.....	FD	49102	92.097	2.2	0.0	0.5	0.1	0.2	0.0

See footnotes at end of table.

Table 1. Producer price index percentage changes and weights for Final Demand-Intermediate Demand groupings, seasonally adjusted — Continued
 [July 2024]

Grouping	Commodity code		Relative Importance Dec. 2023 ¹	Unadjusted 12-month percent change ² July 2023 to July 2024 ^P	Seasonally adjusted 1-month percent change ²				
	Group code	Item code			Feb. to Mar.	Mar. to Apr. ^P	Apr. to May ^P	May to June ^P	June to July ^P
Final demand less foods, food and nonalcoholic beverages for immediate consumption, and energy ⁵	FD	49103	88.421	2.4	0.1	0.5	0.3	0.4	-0.1
Final demand less foods and energy ⁵	FD	49104	88.850	2.4	0.1	0.5	0.3	0.3	0.0
Final demand less foods and food and nonalcoholic beverages for immediate consumption ⁵	FD	49105	93.938	2.2	0.0	0.5	0.0	0.2	0.1
Final demand less foods ⁵	FD	49106	94.367	2.3	0.0	0.6	0.0	0.2	0.1
Final demand less energy.....	FD	49107	94.483	2.4	0.1	0.4	0.3	0.3	0.0
Final demand less trade services.....	FD	49108	80.805	3.0	0.1	0.5	-0.2	-0.1	0.4
Final demand less distributive services ⁶	FD	49109	77.145	3.0	0.1	0.5	-0.2	-0.1	0.4
Final demand goods less energy.....	FD	49111	24.645	2.0	0.1	0.0	0.1	0.1	0.3
Final demand goods less foods.....	FD	49112	24.529	1.6	-0.3	0.6	-0.9	-0.5	0.6
Final demand services less trade services.....	FD	49113	47.990	3.9	0.3	0.6	0.2	0.0	0.3
Final demand distributive services ⁶	FD	49114	22.855	-0.2	-0.4	0.5	0.6	1.1	-1.0
Final demand goods plus final demand distributive services ⁶	FD	49115	53.017	0.8	-0.3	0.4	-0.2	0.3	-0.1
Final demand less foods, energy, and trade services ⁵	FD	49116	69.655	3.3	0.2	0.5	0.2	0.1	0.3
Private and government purchased capital equipment.....	FD	49117	5.947	2.7	0.3	0.1	0.1	0.1	0.2
Private and government purchased capital investment services.....	FD	49118	8.308	1.0	-0.2	2.1	-0.7	1.4	-0.8
Total private and government purchased capital investment.....	FD	49119	14.255	1.7	0.0	1.1	-0.3	0.8	-0.2
Total finished ³	FD	49201	78.687	2.2	0.0	0.5	0.1	0.2	0.0
Total finished less foods, food and nonalcoholic beverages for immediate consumption, and energy ^{3, 5}	FD	49202	69.663	2.3	0.1	0.4	0.4	0.4	-0.1
Total finished less foods and energy ^{3, 5}	FD	49203	70.088	2.3	0.1	0.4	0.4	0.4	-0.1
Total finished less foods and food and nonalcoholic beverages for immediate consumption ^{3, 5}	FD	49204	73.955	2.1	0.0	0.5	0.2	0.2	0.0
Total finished less foods ^{3, 5}	FD	49205	74.380	2.2	0.0	0.5	0.1	0.2	0.0
Total finished less energy ³	FD	49206	74.395	2.4	0.1	0.4	0.4	0.4	-0.1
Finished goods ³	FD	49207	19.532	1.8	-0.1	0.3	-0.9	-0.4	0.5
Finished goods less energy ³	FD	49208	15.240	2.5	0.2	-0.1	0.0	0.2	0.3
Finished goods, excluding foods ^{3, 5}	FD	49209	15.225	1.3	-0.2	0.7	-1.0	-0.6	0.5
Finished services ³	FD	49210	57.311	2.4	0.1	0.5	0.5	0.4	-0.2
Private capital investment services.....	FD	49211	7.874	1.0	-0.2	2.1	-0.6	1.3	-0.7
Finished distributive services ^{3, 6}	FD	49212	18.926	-0.6	-0.4	0.4	0.9	1.2	-1.1
Finished services less trade services ³	FD	49213	40.753	3.8	0.3	0.6	0.3	0.0	0.3
Finished services less distributive services ^{3, 6}	FD	49214	38.385	4.0	0.3	0.6	0.3	0.1	0.3
Total private capital investment (goods, services, and construction).....	FD	49215	14.840	1.5	0.0	1.1	-0.3	0.8	-0.2
Finished goods plus finished distributive services ^{3, 6}	FD	49216	38.458	0.6	-0.2	0.4	0.0	0.4	-0.3
Total exports.....	FD	49301	13.411	1.9	0.0	0.6	0.0	0.1	0.3
Goods for export.....	FD	49302	7.415	0.8	-0.4	0.4	0.2	-0.3	0.6
Services for export.....	FD	49303	5.996	3.4	0.4	0.9	-0.2	0.5	0.1
Total government purchases.....	FD	49401	7.903	3.0	0.0	0.7	-0.9	0.1	0.7
Government purchased goods.....	FD	49402	3.215	3.0	-0.1	0.4	-2.3	-0.4	1.5
Government purchased services.....	FD	49403	3.878	3.3	0.2	0.9	0.0	0.4	0.1
Total government purchased capital investment (goods, services, construction).....	FD	49404	2.069	2.6	0.1	1.0	-0.4	0.8	0.1
Government purchases, defense.....	FD	49405	2.356	3.2	-0.2	0.6	-1.1	0.0	0.7
Government purchases, non-defense.....	FD	49406	5.547	3.0	0.2	0.7	-0.9	0.1	0.8
Personal consumption.....	FD	49501	63.847	2.4	0.0	0.3	0.2	0.1	0.0
Personal consumption goods (finished consumer goods).....	FD	49502	14.410	1.5	-0.2	0.4	-1.3	-0.6	0.6
Personal consumption goods less energy.....	FD	49503	10.118	2.5	0.1	-0.2	0.0	0.2	0.3
Personal consumption goods less foods.....	FD	49504	10.103	0.7	-0.4	0.9	-1.6	-1.0	0.6
Personal consumption nondurable goods less foods.....	FD	49508	7.814	0.6	-0.6	1.1	-2.0	-1.2	0.8
Personal consumption services.....	FD	49505	49.437	2.6	0.1	0.3	0.6	0.3	-0.1
Personal consumption less trade services.....	FD	49506	50.242	3.2	0.1	0.5	-0.2	-0.1	0.4
Personal consumption less distributive services ⁶	FD	49507	48.334	3.3	0.2	0.5	-0.2	-0.1	0.4
Personal consumption less foods and energy.....	FD	49510	55.248	2.6	0.1	0.3	0.6	0.2	-0.1
Personal consumption less foods, energy, and trade services ⁴	FD	49511	41.643	3.7	0.3	0.5	0.3	0.0	0.2
Personal consumption less foods, energy, and distributive services ⁶	FD	49512	39.735	3.7	0.3	0.5	0.3	0.0	0.2
Personal consumption goods plus personal consumption distributive services ⁶	FD	49509	29.923	0.5	-0.3	0.1	0.2	0.1	-0.2
Intermediate Demand by Commodity Type									
Processed goods									
Processed goods for intermediate demand.....	ID6	1	100.000	0.8	-0.6	0.6	-1.4	-0.2	0.7
Materials and components for manufacturing.....	ID6	11	43.169	0.6	-0.6	0.2	0.1	0.0	0.3
Materials for manufacturing.....	ID6	111	26.499	0.0	-1.0	0.3	0.0	0.0	0.4
Materials for food manufacturing.....	ID6	1111	4.375	5.6	0.8	0.1	0.1	0.8	1.5
Materials for nondurable manufacturing.....	ID6	1112	11.774	1.2	0.2	0.8	-0.6	-0.1	1.3
Materials for durable manufacturing.....	ID6	1113	10.350	-3.6	-2.9	-0.2	0.7	-0.2	-1.1
Components for manufacturing.....	ID6	112	16.670	1.5	-0.1	0.1	0.1	0.1	0.1

See footnotes at end of table.

Table 1. Producer price index percentage changes and weights for Final Demand-Intermediate Demand groupings, seasonally adjusted — Continued
[July 2024]

Grouping	Commodity code		Relative Importance Dec. 2023 ¹	Unadjusted 12-month percent change ² July 2023 to July 2024 ^P	Seasonally adjusted 1-month percent change ²				
	Group code	Item code			Feb. to Mar.	Mar. to Apr. ^P	Apr. to May ^P	May to June ^P	June to July ^P
Components for nondurable manufacturing.....	ID6	1121	0.804	0.9	0.1	0.4	0.3	0.0	0.0
Components for durable manufacturing.....	ID6	1122	15.866	1.6	-0.1	0.1	0.1	0.1	0.1
Materials and components for construction.....	ID6	12	10.782	0.9	-0.4	0.3	0.0	-0.2	0.0
Materials for construction.....	ID6	121	4.753	1.4	0.5	0.4	-0.4	-0.1	-0.1
Components for construction.....	ID6	122	6.029	0.5	-1.2	0.2	0.2	-0.2	0.0
Processed fuels and lubricants for intermediate demand.....	ID6	13	18.656	1.9	-1.0	1.8	-7.5	-0.9	2.8
Processed fuels and lubricants to manufacturing industries.....	ID6	131	4.711	1.1	-1.1	1.6	-5.4	0.4	1.0
Processed fuels and lubricants to nonmanufacturing industries.....	ID6	132	13.945	2.2	-1.0	1.9	-8.2	-1.4	3.4
Containers for intermediate demand.....	ID6	14	3.090	0.1	-0.2	0.4	0.5	0.2	0.7
Supplies for intermediate demand.....	ID6	15	24.303	0.3	-0.2	0.2	0.2	0.1	0.3
Supplies to manufacturing industries.....	ID6	151	3.234	1.6	0.3	0.4	0.4	0.2	0.0
Supplies to nonmanufacturing industries.....	ID6	152	21.069	0.1	-0.2	0.2	0.1	0.1	0.3
Supplies to nonmanufacturing industries, feeds.....	ID6	1521	2.208	-9.5	-1.7	-0.9	0.1	1.1	0.8
Supplies to nonmanufacturing industries, other than feeds.....	ID6	1522	18.861	1.3	-0.1	0.3	0.1	0.0	0.3
Unprocessed goods									
Unprocessed goods for intermediate demand.....	ID6	2	100.000	3.2	-1.4	2.1	0.1	0.8	3.6
Unprocessed foodstuffs and feedstuffs.....	ID6	21	37.665	0.3	1.6	-0.6	2.8	-1.2	2.9
Unprocessed nonfood materials.....	ID6	22	62.334	5.0	-3.3	3.8	-1.6	2.1	4.0
Unprocessed nonfood materials except fuel.....	ID6	221	51.132	5.7	1.1	4.8	-3.2	-0.2	3.2
Unprocessed nonfood materials except fuel to manufacturing industries.....	ID6	2211	48.525	5.6	1.1	5.0	-3.4	-0.3	3.4
Unprocessed nonfood materials except fuel to nonmanufacturing industries.....	ID6	2212	2.607	7.1	0.4	0.4	0.0	0.1	0.4
Unprocessed fuel.....	ID6	222	11.202	2.5	-25.2	-3.0	10.3	17.9	8.6
Unprocessed fuel to manufacturing industries.....	ID6	2221	1.016	6.9	-7.9	-1.1	2.9	4.7	1.9
Unprocessed fuel to nonmanufacturing industries.....	ID6	2222	10.186	2.2	-27.2	-3.3	11.3	19.8	9.4
Services									
Services for intermediate demand.....	ID6	3	100.000	3.3	0.2	0.3	0.3	0.2	0.3
Trade services for intermediate demand ⁶	ID6	33	18.284	1.4	0.1	-0.4	0.6	0.0	0.1
Trade services for manufacturing industries.....	ID6	331	9.046	1.3	0.2	-0.4	0.3	-0.5	0.5
Trade services for nonmanufacturing industries.....	ID6	332	9.238	1.5	0.0	-0.4	1.0	0.6	-0.3
Transportation and warehousing services for intermediate demand.....	ID6	32	14.025	3.2	0.0	0.5	0.6	-0.3	0.1
Transportation of passengers for intermediate demand.....	ID6	321	1.039	-3.7	1.7	-3.5	-3.9	0.4	-0.2
Transportation of passengers for manufacturing industries.....	ID6	3211	0.124	-3.8	1.8	-3.6	-3.9	0.4	-0.2
Transportation of passengers for nonmanufacturing industries.....	ID6	3212	0.915	-3.7	1.7	-3.5	-3.9	0.4	-0.1
Transportation and warehousing of goods for intermediate demand.....	ID6	322	12.986	3.8	-0.2	0.8	0.9	-0.3	0.1
Transportation and warehousing of goods for manufacturing industries.....	ID6	3221	2.724	2.2	-0.2	0.9	0.2	-0.1	0.3
Transportation and warehousing of goods for nonmanufacturing industries.....	ID6	3222	10.262	4.2	-0.1	0.8	1.1	-0.4	0.1
Services less trade, transportation, and warehousing for intermediate demand.....	ID6	31	67.691	3.9	0.3	0.4	0.1	0.3	0.3
Services less trade, transportation, and warehousing for manufacturing industries.....	ID6	311	2.126	4.4	0.2	0.5	0.2	0.2	0.1
Services less trade, transportation, and warehousing for nonmanufacturing industries.....	ID6	312	65.565	3.9	0.3	0.4	0.1	0.3	0.3
Construction									
Construction for intermediate demand.....	ID6	4	100.000	4.3	0.6	2.9	0.0	0.1	0.1
Special Groupings of Intermediate Demand by Commodity Type									
Processed materials less foods and feeds.....	ID6	9111	91.107	0.7	-0.6	0.6	-1.6	-0.2	0.7
Processed foods and feeds.....	ID6	9112	8.893	1.4	0.2	-0.2	0.2	0.7	1.3
Processed energy goods.....	ID6	9113	18.656	1.9	-1.0	1.8	-7.5	-0.9	2.8
Processed materials less energy.....	ID6	9118	81.344	0.5	-0.4	0.2	0.1	0.0	0.3
Processed materials less foods and energy.....	ID6	9115	72.451	0.4	-0.5	0.3	0.1	-0.1	0.1
Intermediate distributive services ⁷	ID6	9116	31.270	2.4	0.0	0.1	0.8	-0.1	0.1
Processed goods plus intermediate distributive services.....	ID6	9117	-	1.3	-0.4	0.4	-0.8	-0.1	0.5
Unprocessed materials less agricultural products.....	ID6	9211	57.180	8.0	-3.8	4.6	-2.0	2.2	4.7
Unprocessed energy materials ⁸	ID6	9212	37.534	8.3	-5.4	6.0	-3.9	3.8	6.2
Unprocessed materials less energy.....	ID6	9213	62.466	0.3	1.2	-0.2	2.4	-0.9	2.0
Unprocessed nonfood materials less energy ⁹	ID6	9216	24.801	0.4	0.5	0.5	1.9	-0.5	0.7
Intermediate Demand by Production Flow									
Stage 4 Intermediate Demand									
Stage 4 intermediate demand.....	ID5	4	100.000	2.4	0.1	0.4	-0.1	0.0	0.4
Inputs to stage 4 goods producers.....	ID5	41	29.667	0.5	-0.2	0.2	0.3	-0.3	0.3
Goods.....	ID5	411	21.624	-0.3	-0.3	0.1	0.3	-0.1	0.1

See footnotes at end of table.

Table 1. Producer price index percentage changes and weights for Final Demand-Intermediate Demand groupings, seasonally adjusted — Continued
 [July 2024]

Grouping	Commodity code		Relative Importance Dec. 2023 ¹	Unadjusted 12-month percent change ² July 2023 to July 2024 ^P	Seasonally adjusted 1-month percent change ²				
	Group code	Item code			Feb. to Mar.	Mar. to Apr. ^P	Apr. to May ^P	May to June ^P	June to July ^P
Foods.....	ID5	4111	2.954	-3.9	0.2	0.0	0.9	-0.2	0.5
Energy.....	ID5	4112	0.170	-8.2	-7.2	2.6	-0.8	-1.1	-0.1
Goods excluding foods and energy.....	ID5	4113	18.500	0.3	-0.4	0.1	0.3	-0.1	0.1
Services.....	ID5	412	8.043	2.8	0.1	0.3	0.1	-0.8	0.6
Trade services.....	ID5	4123	6.035	2.6	0.0	0.2	0.1	-1.1	0.8
Transportation and warehousing services.....	ID5	4122	0.492	1.8	0.2	0.1	-0.5	0.0	0.3
Transportation of passengers.....	ID5	41221	0.076	-3.8	1.8	-3.6	-3.9	0.4	-0.2
Transportation and warehousing of goods.....	ID5	41222	0.416	2.9	-0.1	0.8	0.1	-0.1	0.4
Services less trade, transportation, and warehousing.....	ID5	4121	1.516	3.8	0.2	0.8	0.3	0.2	0.1
Inputs to stage 4 services producers.....	ID5	42	55.647	3.8	0.4	0.5	-0.2	0.2	0.5
Goods.....	ID5	421	13.690	1.8	0.1	0.7	-1.0	0.0	0.4
Foods.....	ID5	4211	2.275	3.0	1.0	0.0	0.3	-0.5	1.5
Energy.....	ID5	4212	4.008	2.0	-0.3	1.3	-3.6	0.5	0.3
Goods excluding foods and energy.....	ID5	4213	7.407	1.3	0.0	0.6	0.2	-0.1	0.1
Services.....	ID5	422	41.904	4.5	0.6	0.4	0.0	0.3	0.6
Trade services.....	ID5	4223	4.118	2.1	0.1	0.2	0.6	-0.2	0.4
Transportation and warehousing services.....	ID5	4222	3.751	2.4	0.4	0.2	-0.1	-0.7	-0.1
Transportation of passengers.....	ID5	42221	0.484	-3.8	1.7	-3.6	-3.9	0.4	-0.2
Transportation and warehousing of goods.....	ID5	42222	3.267	3.4	0.1	0.8	0.4	-0.9	-0.1
Services less trade, transportation, and warehousing.....	ID5	4221	34.035	5.0	0.6	0.5	0.0	0.5	0.6
Construction.....	ID5	423	0.053	4.3	0.6	2.9	0.0	0.1	0.1
Inputs to stage 4 construction producers.....	ID5	43	14.686	0.8	-0.5	0.3	-0.5	-0.3	0.2
Goods.....	ID5	431	10.699	0.8	-0.6	0.5	-0.8	-0.5	0.2
Energy.....	ID5	4312	0.763	-2.6	-1.8	3.2	-8.9	-4.1	3.6
Goods excluding foods and energy.....	ID5	4313	9.936	1.1	-0.5	0.2	0.0	-0.2	0.0
Services.....	ID5	432	3.987	0.7	-0.1	-0.1	0.1	0.1	-0.1
Trade services.....	ID5	4323	1.737	-1.3	-0.3	-1.1	-0.1	0.1	-0.3
Transportation and warehousing services.....	ID5	4322	0.661	1.9	-0.3	0.6	0.1	-0.2	0.6
Transportation of passengers.....	ID5	43221	0.015	-3.8	1.7	-3.6	-3.9	0.4	-0.2
Transportation and warehousing of goods.....	ID5	43222	0.646	2.0	-0.4	0.7	0.1	-0.2	0.6
Services less trade, transportation, and warehousing.....	ID5	4321	1.589	2.3	0.2	0.6	0.3	0.3	-0.1
Stage 3 Intermediate Demand									
Stage 3 intermediate demand.....	ID5	3	100.000	2.2	-0.1	0.2	-0.3	-0.2	0.8
Inputs to stage 3 goods producers.....	ID5	31	43.622	1.3	-0.1	-0.3	0.5	-0.1	1.0
Goods.....	ID5	311	33.726	1.5	-0.2	-0.2	0.6	-0.1	1.2
Foods.....	ID5	3111	10.039	5.4	1.4	-1.1	2.1	0.8	3.7
Energy.....	ID5	3112	1.161	-1.0	-1.0	0.0	-4.2	-1.4	1.2
Goods excluding foods and energy.....	ID5	3113	22.526	-0.2	-0.9	0.2	0.2	-0.4	0.0
Services.....	ID5	312	9.896	0.6	0.2	-0.6	0.0	-0.1	0.3
Trade services.....	ID5	3123	5.529	-0.7	0.5	-1.4	-0.1	-0.2	0.3
Transportation and warehousing services.....	ID5	3122	2.903	1.9	-0.2	0.4	0.0	-0.2	0.5
Transportation of passengers.....	ID5	31221	0.148	-3.8	1.7	-3.6	-3.9	0.4	-0.2
Transportation and warehousing of goods.....	ID5	31222	2.755	2.3	-0.4	0.6	0.2	-0.2	0.6
Services less trade, transportation, and warehousing.....	ID5	3121	1.464	2.8	0.2	0.5	0.3	0.3	-0.1
Inputs to stage 3 services producers.....	ID5	32	55.201	2.9	-0.1	0.6	-0.9	-0.3	0.7
Goods.....	ID5	321	9.933	3.0	-0.7	1.5	-7.4	-1.5	3.8
Foods.....	ID5	3211	0.089	-0.5	-0.1	-0.5	0.2	-0.2	0.9
Energy.....	ID5	3212	5.844	3.8	-1.4	2.1	-12.3	-2.5	6.6
Goods excluding foods and energy.....	ID5	3213	4.000	1.9	0.3	0.5	0.2	-0.2	0.1
Services.....	ID5	322	44.663	2.8	0.0	0.3	0.6	0.0	0.0
Trade services.....	ID5	3223	2.808	-0.6	0.0	-0.9	1.3	1.2	-1.0
Transportation and warehousing services.....	ID5	3222	10.562	5.0	-0.1	0.7	1.6	-0.3	0.1
Transportation of passengers.....	ID5	32221	0.021	-0.2	0.1	-0.2	-0.2	-0.1	0.0
Transportation and warehousing of goods.....	ID5	32222	10.541	5.0	-0.1	0.7	1.6	-0.3	0.1
Services less trade, transportation, and warehousing.....	ID5	3221	31.293	2.4	0.1	0.3	0.2	-0.1	0.1
Construction.....	ID5	323	0.605	4.3	0.6	2.9	0.0	0.1	0.1
Inputs to stage 3 construction producers.....	ID5	33	1.176	1.4	-0.6	0.6	-0.2	0.2	0.0
Goods.....	ID5	331	0.571	0.9	0.3	1.0	-0.3	-0.2	-0.1
Goods excluding foods and energy.....	ID5	3313	0.571	0.9	0.3	1.0	-0.3	-0.2	-0.1
Services.....	ID5	332	0.605	1.8	-1.4	0.2	0.0	0.5	0.1
Trade services.....	ID5	3323	0.558	1.8	-1.5	0.1	0.0	0.6	0.1
Transportation and warehousing services.....	ID5	3322	0.016	3.2	-0.2	0.9	0.3	0.1	0.3
Transportation and warehousing of goods.....	ID5	33222	0.016	3.2	-0.2	0.9	0.3	0.1	0.3
Services less trade, transportation, and warehousing.....	ID5	3321	0.031	1.4	0.5	0.1	-0.4	0.3	-0.2
Stage 2 Intermediate Demand									

See footnotes at end of table.

Table 1. Producer price index percentage changes and weights for Final Demand-Intermediate Demand groupings, seasonally adjusted — Continued
[July 2024]

Grouping	Commodity code		Relative Importance Dec. 2023 ¹	Unadjusted 12-month percent change ² July 2023 to July 2024 ^P	Seasonally adjusted 1-month percent change ²				
	Group code	Item code			Feb. to Mar.	Mar. to Apr. ^P	Apr. to May ^P	May to June ^P	June to July ^P
Stage 2 intermediate demand.....	ID5	2	100.000	2.8	-0.9	1.4	-0.3	0.7	1.1
Inputs to stage 2 goods producers.....	ID5	21	50.583	2.6	-1.8	2.4	-0.9	1.2	2.2
Goods.....	ID5	211	35.955	2.5	-2.7	3.2	-1.4	1.6	3.1
Foods.....	ID5	2111	4.053	-14.0	-1.2	-0.5	1.6	-0.3	-0.2
Energy.....	ID5	2112	16.236	7.9	-5.1	6.0	-4.0	3.4	5.9
Goods excluding foods and energy.....	ID5	2113	15.666	1.4	-0.6	1.2	0.6	0.2	0.9
Services.....	ID5	212	14.340	2.8	0.5	0.6	0.4	0.4	-0.1
Trade services.....	ID5	2123	5.608	3.3	1.1	0.3	0.8	0.9	0.1
Transportation and warehousing services.....	ID5	2122	4.804	2.4	0.1	1.3	0.1	0.0	-0.3
Transportation of passengers.....	ID5	21221	0.178	-3.6	1.7	-3.4	-3.8	0.4	-0.1
Transportation and warehousing of goods.....	ID5	21222	4.626	2.6	0.0	1.5	0.3	0.0	-0.3
Services less trade, transportation, and warehousing.....	ID5	2121	3.928	2.6	0.2	0.2	0.1	0.2	-0.3
Construction.....	ID5	213	0.288	4.3	0.6	2.9	0.0	0.1	0.1
Inputs to stage 2 services producers.....	ID5	22	49.417	3.0	0.0	0.3	0.4	0.3	-0.1
Goods.....	ID5	221	5.237	0.2	-0.6	0.3	-0.4	0.0	0.6
Foods.....	ID5	2211	0.050	-2.9	-0.3	-0.9	0.1	0.7	0.7
Energy.....	ID5	2212	0.321	0.8	-2.8	1.4	-10.2	-1.0	4.8
Goods excluding foods and energy.....	ID5	2213	4.866	0.2	-0.4	0.3	0.3	0.0	0.3
Services.....	ID5	222	43.217	3.3	0.0	0.2	0.5	0.3	-0.1
Trade services.....	ID5	2223	2.365	3.8	0.4	-3.0	4.3	1.6	-1.8
Transportation and warehousing services.....	ID5	2222	2.944	5.6	-0.9	0.7	3.3	-0.2	-0.3
Transportation of passengers.....	ID5	22221	0.414	-3.8	1.7	-3.6	-3.9	0.4	-0.2
Transportation and warehousing of goods.....	ID5	22222	2.530	7.3	-1.4	1.4	4.5	-0.3	-0.3
Services less trade, transportation, and warehousing.....	ID5	2221	37.908	3.1	0.1	0.4	0.1	0.3	0.0
Construction.....	ID5	223	0.963	4.3	0.6	2.9	0.0	0.1	0.1
Stage 1 Intermediate Demand									
Stage 1 intermediate demand.....	ID5	1	100.000	1.6	-0.3	0.3	-0.7	0.0	0.7
Inputs to stage 1 goods producers.....	ID5	11	32.332	-1.3	-1.2	0.1	-0.1	-0.2	0.4
Goods.....	ID5	111	23.262	-2.2	-1.7	0.2	-0.3	-0.2	0.5
Foods.....	ID5	1111	2.768	-12.8	1.0	-1.0	2.4	-0.4	-1.3
Energy.....	ID5	1112	3.428	-0.3	-3.4	1.0	-4.3	0.1	1.9
Goods excluding foods and energy.....	ID5	1113	17.066	-0.8	-1.8	0.3	0.1	-0.2	0.5
Services.....	ID5	112	9.069	1.1	0.1	-0.4	0.2	0.0	0.3
Trade services.....	ID5	1123	5.496	-0.4	0.0	-1.3	0.3	-0.3	0.4
Transportation and warehousing services.....	ID5	1122	0.607	0.8	0.2	0.3	-0.3	0.2	-0.3
Transportation of passengers.....	ID5	11221	0.104	-3.8	1.8	-3.6	-3.9	0.4	-0.2
Transportation and warehousing of goods.....	ID5	11222	0.503	1.8	-0.1	1.2	0.4	0.2	-0.3
Services less trade, transportation, and warehousing.....	ID5	1121	2.966	4.1	0.2	1.1	0.2	0.4	0.2
Construction.....	ID5	113	0.001	4.3	0.6	2.9	0.0	0.1	0.1
Inputs to stage 1 services producers.....	ID5	12	54.779	3.4	0.3	0.4	-0.8	0.2	0.8
Goods.....	ID5	121	16.052	2.0	-0.1	0.9	-3.3	-0.3	1.3
Foods.....	ID5	1211	0.064	13.1	-4.0	1.1	-6.1	7.4	5.0
Energy.....	ID5	1212	4.999	3.1	-0.1	2.1	-10.1	-0.9	4.0
Goods excluding foods and energy.....	ID5	1213	10.989	1.5	-0.1	0.3	0.2	0.0	0.1
Services.....	ID5	122	38.724	3.9	0.5	0.2	0.2	0.4	0.6
Trade services.....	ID5	1223	3.825	0.2	-0.3	-0.7	1.0	0.3	-0.4
Transportation and warehousing services.....	ID5	1222	4.432	1.3	0.4	-0.8	-0.9	0.0	0.2
Transportation of passengers.....	ID5	12221	1.355	-3.8	1.8	-3.6	-3.9	0.4	-0.2
Transportation and warehousing of goods.....	ID5	12222	3.077	3.6	-0.1	0.4	0.4	-0.2	0.3
Services less trade, transportation, and warehousing.....	ID5	1221	30.467	4.8	0.6	0.5	0.2	0.5	0.8
Construction.....	ID5	123	0.003	4.3	0.6	2.9	0.0	0.1	0.1
Inputs to stage 1 construction producers.....	ID5	13	12.891	2.0	-0.3	0.3	-1.1	-0.2	0.6
Goods.....	ID5	131	9.196	2.1	0.0	0.4	-1.6	-0.3	0.7
Energy.....	ID5	1312	0.752	4.1	0.3	2.9	-18.7	-2.2	9.3
Goods excluding foods and energy.....	ID5	1313	8.444	1.9	0.0	0.2	0.1	-0.2	0.1
Services.....	ID5	132	3.695	1.7	-1.0	0.1	0.2	0.2	0.1
Trade services.....	ID5	1323	2.816	1.6	-1.2	-0.1	0.2	0.3	0.0
Transportation and warehousing services.....	ID5	1322	0.783	1.6	-0.4	0.6	0.2	-0.3	0.6
Transportation and warehousing of goods.....	ID5	13222	0.783	1.6	-0.4	0.6	0.2	-0.3	0.6
Services less trade, transportation, and warehousing.....	ID5	1321	0.096	2.9	0.6	0.5	0.3	0.5	-0.2
Special Groupings of Intermediate Demand by Production Flow									
Total goods inputs to stage 4 intermediate demand.....	ID5	9411	46.013	0.6	-0.3	0.4	-0.3	-0.2	0.2
Total services inputs to stage 4 intermediate demand.....	ID5	9412	53.934	3.9	0.4	0.4	0.1	0.1	0.5
Total construction inputs to stage 4 intermediate demand.....	ID5	9413	0.053	4.3	0.6	2.9	0.0	0.1	0.1
Total foods inputs to stage 4 intermediate demand.....	ID5	9414	5.229	-0.9	0.6	0.0	0.6	-0.3	0.9

See footnotes at end of table.

Table 1. Producer price index percentage changes and weights for Final Demand-Intermediate Demand groupings, seasonally adjusted — Continued
 [July 2024]

Grouping	Commodity code		Relative Importance Dec. 2023 ¹	Unadjusted 12-month percent change ² July 2023 to July 2024 ^p	Seasonally adjusted 1-month percent change ²				
	Group code	Item code			Feb. to Mar.	Mar. to Apr. ^p	Apr. to May ^p	May to June ^p	June to July ^p
Total energy goods inputs to stage 4 intermediate demand.....	ID5	9415	4.941	0.9	-0.8	1.7	-4.4	-0.3	0.8
Total goods less foods and energy inputs to stage 4 intermediate demand.	ID5	9416	35.843	0.7	-0.3	0.3	0.2	-0.1	0.1
Total goods inputs to stage 3 intermediate demand.....	ID5	9311	44.230	1.8	-0.3	0.2	-1.3	-0.4	1.7
Total services inputs to stage 3 intermediate demand.....	ID5	9312	55.164	2.4	0.0	0.2	0.5	-0.1	0.1
Total construction inputs to stage 3 intermediate demand.....	ID5	9313	0.605	4.3	0.6	2.9	0.0	0.1	0.1
Total foods inputs to stage 3 intermediate demand.....	ID5	9314	10.128	5.4	1.4	-1.1	2.1	0.8	3.7
Total energy goods inputs to stage 3 intermediate demand.....	ID5	9315	7.005	3.0	-1.3	1.8	-11.0	-2.3	5.7
Total goods less foods and energy inputs to stage 3 intermediate demand.	ID5	9316	27.097	0.1	-0.7	0.3	0.2	-0.4	0.0
Total goods inputs to stage 2 intermediate demand.....	ID5	9211	41.192	2.2	-2.5	2.8	-1.3	1.4	2.8
Total services inputs to stage 2 intermediate demand.....	ID5	9212	57.557	3.2	0.1	0.3	0.5	0.3	-0.1
Total construction inputs to stage 2 intermediate demand.....	ID5	9213	1.251	4.3	0.6	2.9	0.0	0.1	0.1
Total foods inputs to stage 2 intermediate demand.....	ID5	9214	4.103	-13.9	-1.2	-0.5	1.5	-0.3	-0.2
Total energy goods inputs to stage 2 intermediate demand.....	ID5	9215	16.557	7.8	-5.0	5.9	-4.1	3.3	5.9
Total goods less foods and energy inputs to stage 2 intermediate demand.	ID5	9216	20.532	1.1	-0.5	0.9	0.5	0.2	0.8
Total goods inputs to stage 1 intermediate demand.....	ID5	9111	48.510	0.0	-0.9	0.5	-1.6	-0.3	0.8
Total services inputs to stage 1 intermediate demand.....	ID5	9112	51.488	3.3	0.3	0.1	0.2	0.3	0.5
Total construction inputs to stage 1 intermediate demand.....	ID5	9117	0.004	4.3	0.6	2.9	0.0	0.1	0.1
Total foods inputs to stage 1 intermediate demand.....	ID5	9114	2.832	-12.2	0.9	-1.0	2.2	-0.2	-1.2
Total energy goods inputs to stage 1 intermediate demand.....	ID5	9115	9.179	1.9	-1.3	1.7	-8.8	-0.6	3.6
Total goods less foods and energy inputs to stage 1 intermediate demand.	ID5	9116	36.499	0.5	-0.9	0.2	0.1	-0.2	0.3

¹ Comprehensive relative importance figures are initially computed after the publication of December indexes and are recalculated after final December indexes are available. Individual items and subtotals may not add exactly to totals because of rounding differences.

² All indexes are subject to revision for 4 months after their originally scheduled publication to incorporate late reports and corrections by survey respondents. In addition, seasonally adjusted indexes are subject to change for up to 5 years due to the recalculation of seasonal factors published each January.

³ PPI defines Total finished as including only the personal consumption and private capital investment portions of final demand.

⁴ Trade indexes measure changes in margins received by wholesalers and retailers.

⁵ The PPI definition of foods does not include food and beverages for immediate consumption. PPI defines food and beverages for immediate consumption as the service of preparing meals, snacks, and beverages to customer order for immediate on-premises and off-premises consumption.

⁶ Distributive services include transportation, warehousing, and trade of goods.

⁷ Includes intermediate trade, transportation, and warehousing services.

⁸ Includes crude petroleum.

⁹ Excludes crude petroleum.

^p Preliminary

"/" Data not available.

Table 2. Producer price index percentage changes for selected commodity groupings by Final Demand-Intermediate Demand category, seasonally adjusted
[July 2024]

Grouping	Commodity code		Unadjusted 12-month percent change ¹	Seasonally adjusted 1-month percent change ¹				
	Group code	Item code		July 2023 to July 2024 ^P	Feb. to Mar.	Mar. to Apr. ^P	Apr. to May ^P	May to June ^P
Final Demand								
Final demand.....	FD	4	2.2	0.0	0.5	0.0	0.2	0.1
Final demand goods.....	FD	41	1.7	-0.2	0.4	-0.8	-0.4	0.6
Final demand foods.....	FD	411	1.7	0.3	-0.7	-0.1	0.1	0.6
Fresh fruits and melons ²	01	11	4.4	-7.9	7.0	-2.1	-6.3	10.3
Fresh and dry vegetables ²	01	13	-17.9	15.3	-18.7	3.1	-4.4	-5.4
Grains.....	01	2	-27.9	2.6	-4.0	8.0	-1.9	-6.2
Eggs for fresh use ²	01	7107	80.4	-29.8	11.2	-34.8	55.9	-8.9
Oilseeds.....	01	8301	-21.7	0.4	-0.9	4.7	-3.1	-2.0
Bakery products ²	02	11	2.2	0.2	-0.4	0.0	0.1	0.1
Milled rice ²	02	13	-6.8	0.4	0.2	0.2	0.4	-0.6
Pasta products ²	02	1402	-1.2	0.0	0.0	0.0	0.0	0.0
Beef and veal.....	02	2101	5.2	1.2	-5.9	-1.6	2.0	7.7
Pork.....	02	2104	12.3	-0.9	-0.5	2.1	-3.1	1.8
Processed young chickens.....	02	2203	10.5	3.2	2.0	-3.1	2.0	-1.3
Processed turkeys ²	02	2206	-11.4	0.4	-0.8	1.2	-2.2	-0.3
Finfish and shellfish.....	02	23	-3.8	2.0	1.9	-0.7	-5.2	0.0
Dairy products ²	02	3	9.4	1.0	-0.1	2.0	1.6	1.2
Processed fruits and vegetables ²	02	4	4.0	-0.9	0.2	0.4	0.1	0.8
Confectionery end products ²	02	55	1.7	0.3	0.5	0.1	-0.1	0.5
Soft drinks ²	02	62	3.5	0.2	-0.2	0.3	-0.3	-0.2
Roasted coffee ²	02	6301	9.1	-0.1	-0.7	0.6	0.1	3.3
Shortening and cooking oils ²	02	78	-9.1	0.9	0.1	-2.5	-0.2	0.4
Frozen specialty food ²	02	85	0.9	-0.1	-0.1	0.0	0.3	-0.1
Final demand energy.....	FD	412	0.3	-1.2	1.8	-4.6	-2.1	1.9
Liquefied petroleum gas ²	05	32	1.9	0.1	6.3	-3.5	-4.2	0.4
Residential electric power.....	05	41	2.4	0.7	0.5	0.1	-0.3	-0.8
Residential natural gas.....	05	51	1.0	-1.2	-3.1	0.3	1.9	0.9
Gasoline.....	05	71	-4.9	-3.0	4.5	-7.3	-5.4	2.8
Home heating oil and distillates.....	05	7302	-1.8	-2.7	1.2	-6.1	-5.0	9.6
No. 2 diesel fuel.....	05	7303	6.7	1.8	2.8	-23.7	-3.1	12.9
Final demand goods less foods and energy.....	FD	413	2.1	0.0	0.3	0.2	0.0	0.2
Alcoholic beverages.....	02	61	1.2	-0.3	0.1	-0.2	0.4	0.3
Pet food ²	02	9402	0.0	0.0	0.0	0.0	0.0	-0.2
Women's, girls', and infants' apparel ²	03	8106	1.5	0.0	0.0	0.0	0.1	0.0
Men's and boys' apparel ²	03	8107	0.4	0.0	-0.3	-0.1	0.0	0.0
Textile housefurnishings ²	03	82	1.1	-0.2	0.2	0.6	0.0	-0.1
Footwear ²	04	3	1.9	0.0	0.8	0.0	0.0	0.1
Industrial chemicals.....	06	1	-0.1	0.2	1.2	-1.0	-0.1	2.4
Pharmaceutical preparations.....	06	38	1.2	0.0	0.2	0.2	0.0	0.1
Soaps and detergents ²	06	71	1.9	0.1	0.2	0.1	0.0	0.0
Cleaning and polishing products ²	06	72	0.7	0.1	0.1	0.0	0.0	0.1
Cosmetics and other toiletries ²	06	75	0.9	0.1	0.0	0.1	0.0	0.0
Tires ²	07	1201	-0.9	-0.1	0.0	-0.5	-0.3	0.2
Consumer, institutional, and commercial products, n.e.c. ²	07	2B	0.3	0.3	0.2	-0.5	0.3	0.2
Sanitary paper products ²	09	1501	-3.1	-0.8	0.2	0.2	-0.1	0.4
Iron and steel scrap.....	10	12	-0.9	-14.1	1.6	2.8	0.1	7.9
Agricultural machinery and equipment ²	11	1	0.7	0.5	0.2	-0.2	0.0	-0.5
Construction machinery and equipment ²	11	2	2.4	-0.1	0.2	0.1	0.1	0.2
Metal cutting machine tools ²	11	37	0.5	0.0	0.0	0.2	0.0	0.0
Metal forming machine tools.....	11	38	8.6	0.6	0.6	-1.5	0.5	0.7
Tools, dies, jigs, fixtures, and industrial molds ²	11	39	5.2	0.0	0.2	0.2	0.0	0.5
Pumps, compressors, and equipment ²	11	41	3.6	0.7	0.2	0.4	-0.1	0.4
Industrial material handling equipment ²	11	44	4.0	0.1	1.7	0.1	0.1	0.0
Electronic computers and computer equipment ²	11	5	-0.2	-0.1	0.4	-0.8	-0.1	-1.7
Textile machinery and equipment ²	11	62	0.0	0.0	0.0	0.0	0.0	0.0
Paper industries machinery ²	11	64	1.6	0.6	0.1	0.0	0.0	0.0
Printing trades machinery and equipment ²	11	65	1.9	0.0	-0.1	0.2	-0.1	0.3
Transformers and power regulators ²	11	74	3.1	0.4	-1.0	0.0	0.6	0.2
Communication and related equipment.....	11	76	4.3	0.5	-0.2	0.2	0.2	0.2
Electronic components and accessories.....	11	78	0.6	0.0	0.3	-0.1	-0.7	0.0
X-ray and electromedical equipment ²	11	7905	0.7	0.0	0.0	0.0	0.0	0.1
Oil field and gas field machinery ²	11	91	3.9	0.0	0.0	0.0	0.0	0.0
Mining machinery and equipment ²	11	92	9.2	0.0	0.6	0.2	0.5	2.4
Internal combustion engines ²	11	94	3.2	0.0	0.4	0.1	0.0	0.6

See footnotes at end of table.

Table 2. Producer price index percentage changes for selected commodity groupings by Final Demand-Intermediate Demand category, seasonally adjusted — Continued
 [July 2024]

Grouping	Commodity code		Unadjusted 12-month percent change ¹	Seasonally adjusted 1-month percent change ¹				
	Group code	Item code		July 2023 to July 2024 ^P	Feb. to Mar.	Mar. to Apr. ^P	Apr. to May ^P	May to June ^P
Household furniture ²	12	1	-0.4	0.2	0.4	0.5	0.2	0.1
Commercial furniture ²	12	2	2.2	0.2	-0.2	0.3	0.3	0.0
Floor coverings ²	12	3	1.9	1.4	-0.6	-0.4	1.2	0.0
Household appliances ²	12	4	0.2	0.2	-0.1	0.0	-0.5	0.0
Home electronic equipment ²	12	5	1.6	1.9	0.0	-0.4	0.0	0.0
Lawn and garden equipment excl. garden tractors ²	12	66	1.9	0.2	0.0	0.1	0.0	-0.2
Passenger cars.....	14	1101	-1.1	0.3	0.2	-0.3	0.5	-0.2
Light motor trucks.....	14	1105	1.1	0.4	-0.1	-0.2	-0.2	0.2
Heavy motor trucks ²	14	1106	1.1	0.0	0.0	0.1	0.0	0.0
Motor vehicles parts ²	14	12	1.1	0.2	0.1	0.0	0.1	0.2
Truck trailers ²	14	14	-0.4	-0.1	-0.4	0.0	-0.1	0.4
Travel trailers and campers ²	14	16	0.3	0.0	0.0	-0.1	0.1	0.2
Aircraft.....	14	21	4.0	0.1	0.1	0.1	0.2	0.3
Ships ²	14	31	1.5	0.0	0.0	0.2	0.3	0.1
Railroad equipment ²	14	4	0.8	0.1	0.0	0.2	0.0	0.0
Toys, games, and children's vehicles ²	15	11	0.2	0.0	0.0	0.0	0.0	0.0
Sporting and athletic goods ²	15	12	9.4	0.0	0.0	0.0	0.0	0.0
Cigarettes ²	15	21	11.5	0.0	0.0	3.3	0.0	0.0
Mobile homes.....	15	5	-0.2	-0.5	-0.1	-0.1	-0.4	0.2
Medical, surgical & personal aid devices.....	15	6	2.7	0.2	0.4	0.1	0.2	0.0
Jewelry, platinum and karat gold ²	15	9402	7.8	1.9	2.3	1.0	-1.4	1.0
Costume jewelry and novelties ²	15	9404	1.8	0.0	0.0	-1.1	2.2	0.0
Final demand services.....	FD	42	2.6	0.1	0.6	0.4	0.4	-0.2
Final demand trade services ³	FD	423	-0.7	-0.4	0.5	0.7	1.4	-1.3
Machinery and equipment parts and supplies wholesaling ²	57	1102	4.8	-1.0	1.1	0.3	-2.9	1.5
Machinery and vehicle wholesaling ²	57	1103	0.0	0.1	6.0	-3.6	5.4	-4.1
Professional and commercial equipment wholesaling ²	57	1104	1.2	-2.7	1.0	-4.1	1.2	1.6
Furnishings wholesaling ²	57	2	1.3	2.5	0.1	-0.7	0.9	0.0
Chemicals and allied products wholesaling ²	57	5	2.0	-1.5	-0.2	2.0	-0.4	2.1
Paper and plastics products wholesaling ²	57	6	-2.0	-0.5	-0.8	-0.8	-0.5	0.3
Apparel wholesaling ²	57	7	-0.6	7.2	-5.6	0.6	0.8	-1.9
Food and alcohol wholesaling ²	57	8	5.8	3.0	1.6	-0.2	1.6	0.2
Food and alcohol retailing.....	58	1	0.2	-0.1	0.9	1.6	1.0	-3.7
Health, beauty, and optical goods retailing ²	58	2	4.9	-3.6	0.2	1.5	0.5	0.1
Apparel, jewelry, footwear, and accessories retailing.....	58	3	3.4	1.0	-1.5	-0.1	1.4	-0.6
Computer hardware, software, and supplies retailing ²	58	4	9.1	11.2	15.7	3.0	16.5	4.4
TV, video, and photographic equipment and supplies retailing.....	58	5	-4.2	-6.3	-2.2	6.0	-8.1	0.6
Automobiles retailing (partial).....	58	6101	-34.8	-4.4	-2.3	5.8	-6.0	-3.8
Automotive parts, including tires, retailing ²	58	6102	-2.0	-3.1	-2.4	0.6	0.7	0.7
RVs, trailers, and campers retailing ²	58	8	-1.4	3.8	-8.7	26.2	-16.5	9.7
Sporting goods, including boats, retailing.....	58	9	6.8	-0.7	4.1	-1.4	2.5	-0.3
Lawn, garden, and farm equipment and supplies retailing ²	58	A	0.8	1.0	0.2	0.8	0.4	-0.3
Furniture retailing ²	58	B	-10.9	-1.9	-2.9	-1.6	0.9	0.0
Flooring and floor coverings retailing ²	58	C	3.0	-1.0	-0.1	2.0	0.1	0.3
Hardware, building materials, and supplies retailing.....	58	D	4.4	-2.2	1.6	-1.1	1.0	0.4
Major household appliances retailing.....	58	E	1.5	-6.4	-1.7	3.6	2.0	-0.4
Fuels and lubricants retailing.....	58	F	10.8	2.5	-10.3	13.0	5.3	-5.3
Cleaning supplies and paper products retailing ²	58	G	6.1	-0.5	-0.5	1.1	0.1	1.2
Book retailing ²	58	H	4.5	2.8	-1.4	-0.3	3.2	2.5
Final demand transportation and warehousing services.....	FD	422	0.6	0.2	-0.5	-0.8	-0.1	0.4
Rail transportation of freight and mail ²	30	11	3.9	-0.1	0.9	0.2	0.0	0.6
Truck transportation of freight ²	30	12	1.6	-0.5	0.6	0.2	-0.3	0.6
Air transportation of freight ²	30	14	1.4	0.8	1.6	-0.4	0.5	-1.0
Courier, messenger, and U.S. postal services.....	30	16	4.6	0.0	0.3	0.4	0.0	0.4
Rail transportation of passengers.....	30	21	0.0	0.0	0.0	0.0	-0.1	0.0
Airline passenger services.....	30	22	-3.8	1.8	-3.6	-3.9	0.4	-0.2
Final demand services less trade, transportation, and warehousing.....	FD	421	4.3	0.3	0.7	0.4	0.1	0.3
Sales of books.....	33	11	7.9	-0.3	0.1	0.7	0.1	1.0
Sales and subscriptions of periodicals and newspapers.....	33	12	4.2	-0.4	0.1	0.2	1.8	0.1
Application software publishing ²	34	2	6.0	-0.3	0.5	3.3	-0.6	-1.9
Advertising space sales in periodicals, newspapers, directories, and mailing lists ²	36	1	-0.9	0.0	0.4	-0.4	0.0	0.0
Residential wired telecommunication services ²	37	11	4.9	1.4	1.9	0.6	-0.2	-0.1
Wireless telecommunication services.....	37	2	1.6	0.1	0.1	0.9	0.1	0.1
Cable and satellite subscriber services.....	37	3	4.9	-1.1	1.4	0.7	0.5	0.7
Internet access services ²	37	4	0.8	0.2	0.1	0.1	-0.1	-0.1

See footnotes at end of table.

Table 2. Producer price index percentage changes for selected commodity groupings by Final Demand-Intermediate Demand category, seasonally adjusted — Continued
 [July 2024]

Grouping	Commodity code		Unadjusted 12-month percent change ¹	Seasonally adjusted 1-month percent change ¹				
	Group code	Item code		July 2023 to July 2024 ^P	Feb. to Mar.	Mar. to Apr. ^P	Apr. to May ^P	May to June ^P
Bundled wired telecommunications access services ²	37	5	4.6	-0.2	3.0	-0.5	-0.3	0.7
Consumer loans (partial).....	39	12	4.8	1.7	2.7	-0.7	-9.1	-1.0
Deposit services (partial) ²	39	2	19.4	2.7	-0.2	0.4	4.7	0.4
Other credit intermediation, incl. trust services (partial) ²	39	3	-2.6	0.0	-3.4	0.8	0.0	0.1
Securities brokerage, dealing, investment advice, and related services ² ...	40	1	9.0	2.5	-0.1	-0.2	1.5	1.8
Portfolio management ²	40	2	12.5	0.7	4.2	-0.7	0.6	2.3
Life insurance ²	41	1101	-1.5	-0.7	-0.1	0.3	0.0	0.0
Disability insurance, including accidental death ²	41	1102	-0.5	0.0	0.0	0.0	0.0	0.0
Health and medical insurance.....	41	1103	4.6	0.3	0.1	0.2	0.2	0.1
Property and casualty insurance ²	41	1104	5.5	0.4	0.2	0.8	0.2	0.2
Annuities ²	41	2	2.2	0.0	2.2	-0.2	0.0	0.0
Residential property sales and leases, brokerage fees and commissions..	43	21	4.4	0.0	1.0	0.5	0.5	0.3
Passenger car rental.....	44	1	3.5	4.7	-0.6	-0.9	4.5	0.7
Legal services.....	45	1	7.8	0.1	1.6	0.3	0.1	0.5
Tax preparation and planning.....	45	2102	3.7	1.0	0.5	3.0	-3.7	0.9
Architectural and engineering services.....	45	3	2.4	0.0	0.7	0.2	0.3	-0.1
Management, scientific, and technical consulting services ²	45	4	3.3	0.3	0.9	0.6	-0.2	0.1
Arrangement of flights (partial).....	47	1	-6.9	-0.3	0.6	0.0	-1.5	3.4
Arrangement of vehicle rentals and lodging ²	47	2	12.2	-0.1	1.1	0.0	0.0	3.6
Arrangement of cruises and tours ²	47	3	-1.5	-1.3	0.3	0.9	-0.9	0.1
Physician care.....	51	1101	1.5	0.3	0.1	0.2	0.2	-0.2
Medical laboratory and diagnostic imaging care ²	51	1102	0.4	0.3	0.1	0.0	0.0	0.0
Home health and hospice care.....	51	1103	2.1	0.0	0.0	0.1	0.2	0.2
Hospital outpatient care ²	51	1104	2.8	0.0	-0.2	0.3	0.1	0.0
Dental care.....	51	1105	4.9	-0.1	1.9	0.6	0.2	0.0
Hospital inpatient care.....	51	2101	4.9	0.0	0.1	0.6	0.4	0.2
Nursing home care.....	51	2102	3.5	0.2	0.4	0.2	0.0	0.9
Traveler accommodation services.....	53	11	0.7	-2.3	3.2	3.1	-0.5	-0.4
Food and beverages for immediate consumption services (partial) ²	54	1	4.4	1.2	0.3	-0.6	0.5	0.3
Motor vehicle repair and maintenance (partial) ²	55	2	5.4	0.4	1.1	0.4	0.1	0.0
Membership dues and admissions and recreation facility use fees (partial) ²	56	1	2.9	1.7	-0.4	-2.3	-3.1	2.4
Recreational activity instruction fees (partial) ²	56	2	7.2	0.0	0.0	0.0	6.6	0.0
Gaming receipts (partial) ²	56	3	-0.4	2.1	-3.0	1.7	-1.5	-1.2
Mining services ²	60	1	2.6	-0.9	1.3	0.0	0.1	-0.2
Final demand construction.....	FD	43	1.4	0.1	0.1	0.0	0.4	0.8
New warehouse building construction ²	80	1101	0.6	0.0	0.4	0.0	0.0	0.3
New school building construction ²	80	1102	1.8	-0.1	0.3	-0.2	0.2	1.4
New office building construction ²	80	1103	2.5	0.3	-0.4	0.0	1.1	1.3
New industrial building construction ²	80	1104	0.3	0.1	-0.1	0.0	0.1	-0.1
New health care building construction ²	80	1105	0.1	-0.1	0.1	0.0	0.0	0.3
Intermediate Demand by Commodity Type								
Processed goods for intermediate demand.....	ID6	1	0.8	-0.6	0.6	-1.4	-0.2	0.7
Processed foods and feeds.....	ID6	9112	1.4	0.2	-0.2	0.2	0.7	1.3
Meats.....	02	21	6.0	0.5	-2.1	-0.5	0.1	4.5
Processed poultry.....	02	22	2.6	3.1	1.1	0.7	-2.5	-1.1
Dairy products ²	02	3	9.4	1.0	-0.1	2.0	1.6	1.2
Processed fruits and vegetables ²	02	4	4.0	-0.9	0.2	0.4	0.1	0.8
Refined sugar and byproducts ²	02	53	16.1	1.7	-0.1	0.2	0.0	0.1
Fats and oils ²	02	7	-2.9	-0.4	0.4	-2.0	0.2	2.3
Prepared animal feeds.....	02	9	-7.6	-1.7	-0.4	0.2	0.7	0.2
Processed materials less foods and feeds.....	ID6	9111	0.7	-0.6	0.6	-1.6	-0.2	0.7
Synthetic fibers ²	03	1	1.2	3.8	-1.9	3.4	-2.2	-1.1
Processed yarns and threads ²	03	2	-1.3	0.3	0.9	-0.3	-0.2	-0.6
Finished fabrics ²	03	4	0.3	0.4	0.3	-0.3	0.2	0.1
Liquefied petroleum gas ²	05	32	1.9	0.1	6.3	-3.5	-4.2	0.4
Commercial electric power.....	05	42	3.0	0.8	1.2	-0.8	0.7	-1.2
Industrial electric power.....	05	43	1.1	-0.3	1.3	-2.5	1.2	-0.9
Commercial natural gas.....	05	52	0.5	0.4	-3.1	-4.0	2.4	0.0
Industrial natural gas.....	05	53	-3.7	-0.4	-3.4	-3.6	0.8	2.8
Natural gas to electric utilities.....	05	54	3.3	-6.7	-2.0	-3.4	4.0	2.7
Gasoline.....	05	71	-4.9	-3.0	4.5	-7.3	-5.4	2.8
Jet fuel ²	05	7203	5.7	-5.4	0.3	-6.2	-4.6	7.1
No. 2 diesel fuel.....	05	7303	6.7	1.8	2.8	-23.7	-3.1	12.9
Residual fuels ²	05	74	16.1	0.5	1.1	9.0	-1.7	1.0

See footnotes at end of table.

Table 2. Producer price index percentage changes for selected commodity groupings by Final Demand-Intermediate Demand category, seasonally adjusted — Continued
 [July 2024]

Grouping	Commodity code		Unadjusted 12-month percent change ¹	Seasonally adjusted 1-month percent change ¹				
	Group code	Item code		July 2023 to July 2024 ^P	Feb. to Mar.	Mar. to Apr. ^P	Apr. to May ^P	May to June ^P
Finished lubricants ²	05	76	-1.3	-0.9	0.0	0.0	-0.1	-0.1
Lubricating oil base stocks ²	05	78	8.6	-4.7	3.2	4.4	5.4	-2.9
Asphalt.....	05	8102	4.0	8.8	-4.6	3.9	-3.0	-3.1
Basic inorganic chemicals ²	06	13	-5.2	0.2	-0.1	0.9	0.2	-0.9
Basic organic chemicals.....	06	14	1.1	0.2	1.5	-1.4	-0.2	3.1
Prepared paint ²	06	21	-0.5	-0.1	-0.2	0.1	0.1	0.1
Paint materials ²	06	22	-3.4	0.2	-0.2	-1.7	-1.5	0.0
Medicinal and botanical chemicals ²	06	31	5.1	0.1	0.2	0.0	-0.2	0.1
Biological products, including diagnostics.....	06	37	0.9	0.5	1.8	-0.1	-0.6	-0.3
Fats and oils, inedible ²	06	4	-1.3	-0.7	-0.3	-1.6	0.7	1.4
Nitrogenates.....	06	5201	-1.4	4.2	-1.2	-1.6	-1.6	0.0
Phosphates.....	06	5202	19.7	-1.6	-1.8	-6.4	4.7	1.7
Other agricultural chemicals ²	06	53	-5.3	0.1	0.1	0.2	0.0	0.0
Plastic resins and materials.....	06	6	0.4	-2.0	1.2	-0.6	-0.5	1.4
Industrial gases ²	06	7903	2.3	3.1	1.2	0.4	2.0	-1.1
Adhesives and sealants ²	06	7904	0.2	0.5	0.3	0.1	-0.2	0.1
Synthetic rubber ²	07	1102	13.1	3.2	4.6	2.0	1.6	-0.6
Tires ²	07	1201	-0.9	-0.1	0.0	-0.5	-0.3	0.2
Plastic construction products ²	07	21	0.0	0.0	0.6	-0.3	-0.2	0.1
Unsupported plastic film, sheet, other shapes ²	07	22	-0.1	0.1	0.8	0.5	-0.1	0.2
Parts for manufacturing from plastics ²	07	26	0.0	0.6	0.0	0.0	0.0	0.0
Plastic packaging products ²	07	2A	-0.3	0.3	0.6	-0.3	0.1	-0.5
Softwood lumber.....	08	11	-13.1	1.9	5.7	-5.0	3.3	-1.0
Hardwood lumber ²	08	12	-3.1	-1.3	1.7	0.8	0.3	0.4
Millwork.....	08	2	-0.1	-0.7	0.3	-0.6	0.2	-0.4
Plywood ²	08	3	-0.4	-0.2	1.3	-2.1	-1.0	-1.4
Paper ²	09	13	0.9	-0.2	0.4	0.6	-0.2	0.1
Paperboard ²	09	14	0.3	0.2	0.5	0.3	0.3	0.4
Paper boxes and containers ²	09	1503	0.1	-0.4	0.6	0.8	0.2	0.5
Building paper and board ²	09	2	-3.2	7.0	17.6	-12.9	-4.6	-0.1
Commercial printing ²	09	47	2.1	0.2	-0.2	0.1	0.0	0.4
Foundry and forge shop products ²	10	15	0.6	0.4	-0.3	-1.0	0.8	-1.0
Steel mill products ²	10	17	-14.0	-8.1	-2.7	0.3	-1.8	-3.3
Primary nonferrous metals ²	10	22	8.4	1.1	3.8	5.0	0.8	-0.3
Secondary nonferrous metals ²	10	24	7.1	2.7	2.6	4.5	0.1	0.9
Aluminum mill shapes ²	10	2501	4.7	-0.5	0.6	4.4	2.4	0.6
Copper and brass mill shapes ²	10	2502	12.0	1.8	4.4	4.5	2.1	-1.7
Nonferrous wire and cable ²	10	26	8.3	0.2	3.8	5.4	0.1	-1.6
Nonferrous foundry shop products.....	10	28	4.9	1.1	-0.3	1.0	0.8	0.2
Metal containers ²	10	3	-1.5	-0.4	-0.1	0.2	0.3	1.1
Hardware ²	10	4	-0.7	-0.5	-0.1	0.1	0.0	0.0
Plumbing fixtures and brass fittings.....	10	5	1.5	0.2	0.1	0.1	0.1	0.7
Heating equipment ²	10	6	2.9	0.9	0.5	0.3	0.1	0.0
Fabricated structural metal products.....	10	7	-1.0	-3.3	-0.3	0.0	-0.7	0.1
Bolts, nuts, screws, rivets, and washers ²	10	81	8.0	0.4	1.0	0.0	0.0	0.0
Lighting fixtures ²	10	83	2.0	0.9	-0.1	0.6	0.1	0.0
Fabricated ferrous wire products.....	10	88	2.1	-0.2	-0.4	-0.4	3.3	-0.2
Other miscellaneous metal products ²	10	89	2.2	0.1	0.3	0.8	0.3	0.0
Fluid power equipment ²	11	43	3.6	-0.1	1.5	0.4	0.0	0.0
Mechanical power transmission equipment ²	11	45	5.0	0.6	0.0	0.2	0.4	1.1
Air conditioning and refrigeration equipment.....	11	48	2.2	-0.8	0.9	0.7	-0.7	0.1
Metal valves, except fluid power.....	11	4902	1.7	0.5	0.2	0.0	0.1	-0.6
Ball and roller bearings ²	11	4905	3.1	0.5	0.0	-0.2	0.0	0.0
Wiring devices ²	11	71	0.2	-0.1	-0.2	0.3	0.0	-0.1
Motors, generators, motor generator sets ²	11	73	2.6	1.2	0.0	0.0	0.0	0.0
Switchgear, switchboard, and industrial controls equip. ²	11	75	7.4	0.6	0.2	0.6	1.6	0.5
Electronic components and accessories.....	11	78	0.6	0.0	0.3	-0.1	-0.7	0.0
Internal combustion engines ²	11	94	3.2	0.0	0.4	0.1	0.0	0.6
Machine shop products ²	11	95	1.2	0.1	-0.1	0.1	0.0	0.2
Flat glass ²	13	11	1.2	0.0	-0.1	0.3	-0.5	0.4
Cement.....	13	22	6.3	1.4	-0.3	0.7	0.2	0.2
Concrete products.....	13	3	4.6	0.9	-0.7	0.2	0.1	0.0
Asphalt felts and coatings ²	13	6	0.7	0.1	-1.7	2.3	-0.4	0.3
Paving mixtures and blocks.....	13	94	4.4	1.0	0.0	-1.2	-0.1	0.5
Motor vehicle parts ²	14	12	1.1	0.2	0.1	0.0	0.1	0.2
Aircraft engines and engine parts.....	14	23	4.0	0.1	0.1	0.3	0.2	0.3

See footnotes at end of table.

Table 2. Producer price index percentage changes for selected commodity groupings by Final Demand-Intermediate Demand category, seasonally adjusted — Continued
 [July 2024]

Grouping	Commodity code		Unadjusted 12-month percent change ¹	Seasonally adjusted 1-month percent change ¹				
	Group code	Item code		July 2023 to July 2024 ^P	Feb. to Mar.	Mar. to Apr. ^P	Apr. to May ^P	May to June ^P
Aircraft parts and auxiliary equipment, n.e.c.....	14	25	3.3	0.1	1.2	0.1	0.3	0.4
Medical, surgical, and personal aid devices.....	15	6	2.7	0.2	0.4	0.1	0.2	0.0
Unprocessed goods for intermediate demand.....	ID6	2	3.2	-1.4	2.1	0.1	0.8	3.6
Unprocessed foodstuffs and feedstuffs.....	ID6	21	0.3	1.6	-0.6	2.8	-1.2	2.9
Wheat ²	01	21	-29.4	-0.8	-2.1	18.3	-9.8	-11.0
Corn.....	01	2202	-28.3	4.1	-4.9	6.7	0.0	-5.4
Slaughter cattle.....	01	31	11.5	7.7	-2.5	5.6	-1.3	3.9
Slaughter hogs.....	01	32	-8.4	4.6	22.4	-10.8	-14.9	1.6
Slaughter chickens.....	01	4102	9.2	-4.1	-5.3	-2.6	2.7	8.9
Slaughter turkeys.....	01	42	-23.0	0.3	-12.9	8.1	-9.1	8.2
Raw milk.....	01	6	37.8	0.1	-2.3	9.9	5.0	7.6
Hay and hayseeds ²	01	81	-18.5	2.2	5.2	28.1	-17.3	4.2
Oilseeds.....	01	8301	-21.7	0.4	-0.9	4.7	-3.1	-2.0
Raw cane sugar and byproducts ²	02	5201	2.6	1.3	0.0	0.1	-0.9	-0.1
Unprocessed nonfood materials.....	ID6	22	5.0	-3.3	3.8	-1.6	2.1	4.0
Raw cotton ²	01	51	-20.2	1.3	-11.5	-15.6	-1.3	-6.4
Hides and skins.....	04	1	-13.9	1.1	1.9	1.6	1.2	-5.3
Coal ²	05	1	8.1	-3.7	-0.7	1.6	2.0	0.3
Natural gas ²	05	31	0.1	-36.5	-4.9	17.4	29.4	13.3
Crude petroleum ²	05	61	10.4	1.7	8.5	-7.3	-0.1	5.5
Logs, bolts, timber, pulpwood, and woodchips ²	08	5	-3.0	-0.2	-1.7	-0.2	0.1	0.4
Recyclable paper ²	09	12	83.9	11.4	-0.6	2.0	0.7	0.1
Iron ores ²	10	11	1.9	-1.3	0.7	0.3	-0.7	2.1
Iron and steel scrap.....	10	12	-0.9	-14.1	1.6	2.8	0.1	7.9
Nonferrous metal ores ²	10	21	8.3	3.4	3.1	2.2	-2.9	2.2
Copper base scrap ²	10	2301	15.8	4.1	6.1	7.6	-4.7	3.0
Aluminum base scrap.....	10	2302	29.8	-1.3	2.0	17.8	7.7	-1.7
Construction sand, gravel, and crushed stone.....	13	21	7.4	0.3	0.5	0.0	0.1	0.5
Services for intermediate demand.....	ID6	3	3.3	0.2	0.3	0.3	0.2	0.3
Trade services for intermediate demand ³	ID6	33	1.4	0.1	-0.4	0.6	0.0	0.1
Machinery and equipment parts and supplies wholesaling ²	57	1102	4.8	-1.0	1.1	0.3	-2.9	1.5
Building materials, paint, and hardware wholesaling.....	57	3	-2.8	-1.7	0.3	-1.0	0.9	-0.5
Metals, minerals, and ores wholesaling ²	57	4	-6.6	2.7	-6.2	-2.0	-2.8	0.6
Chemicals and allied products wholesaling ²	57	5	2.0	-1.5	-0.2	2.0	-0.4	2.1
Paper and plastics products wholesaling ²	57	6	-2.0	-0.5	-0.8	-0.8	-0.5	0.3
Food wholesaling ²	57	8101	5.9	2.8	1.8	-0.1	1.8	0.3
Automotive parts, including tires, retailing ²	58	6102	-2.0	-3.1	-2.4	0.6	0.7	0.7
Hardware, building material, and supplies retailing.....	58	D	4.4	-2.2	1.6	-1.1	1.0	0.4
Transportation and warehousing services for intermediate demand.....	ID6	32	3.2	0.0	0.5	0.6	-0.3	0.1
Rail transportation of freight and mail ²	30	11	3.9	-0.1	0.9	0.2	0.0	0.6
Truck transportation of freight ²	30	12	1.6	-0.5	0.6	0.2	-0.3	0.6
Water transportation of freight ²	30	13	2.0	-1.1	0.5	1.3	0.2	0.4
Air transportation of freight ²	30	14	1.4	0.8	1.6	-0.4	0.5	-1.0
U.S. Postal Service ²	30	1601	3.2	0.0	0.0	0.0	0.0	0.0
Courier and messenger services, except air mail.....	30	1602	4.7	0.3	0.4	0.6	0.5	0.3
Air mail and package delivery services, excluding by USPS.....	30	1603	6.4	-0.5	0.5	0.6	-0.7	1.2
Pipeline transportation ²	30	17	1.3	0.0	1.5	0.1	0.0	0.7
Transportation of passengers (partial).....	30	2	-3.7	1.7	-3.6	-3.9	0.4	-0.2
Services related to water transportation ²	31	1	5.5	0.5	0.3	0.3	-0.1	0.3
Arrangement of freight and cargo ²	31	31	17.4	-4.0	3.7	9.5	-0.8	-0.9
Warehousing, storage, and related services ²	32	1	1.0	1.0	1.5	-0.7	-2.7	-0.8
Services less trade, transportation, and warehousing for intermediate demand.....	ID6	31	3.9	0.3	0.4	0.1	0.3	0.3
Network compensation from broadcast TV, cable TV, radio ²	35	-	0.8	0.0	0.0	0.0	0.5	0.0
Advertising space sales in periodicals and newspapers ²	36	11	-1.0	0.1	0.4	-0.5	0.0	0.0
Advertising space sales in directories and mail lists ²	36	12	0.1	0.0	0.0	0.0	0.0	0.0
Television advertising time sales.....	36	2	-5.3	-6.1	1.7	-0.2	-1.4	0.1
Radio advertising time sales.....	36	3	-8.6	0.4	0.3	4.2	-2.6	-8.5
Internet advertising sales ²	36	6	14.7	0.0	7.9	0.0	0.0	0.8
Business wired telecommunication services ²	37	12	5.4	1.0	1.5	1.1	-0.1	0.5
Wireless telecommunication services.....	37	2	1.6	0.1	0.1	0.9	0.1	0.1
Cable and satellite subscriber services.....	37	3	4.9	-1.1	1.4	0.7	0.5	0.7
Bundled wired telecommunication access services ²	37	5	4.6	-0.2	3.0	-0.5	-0.3	0.7
Data processing and related services ²	38	1	1.6	-0.3	0.4	0.4	-0.5	0.2
Business loans (partial).....	39	11	-2.0	0.1	0.0	-0.6	0.2	-2.0

See footnotes at end of table.

Table 2. Producer price index percentage changes for selected commodity groupings by Final Demand-Intermediate Demand category, seasonally adjusted — Continued
 [July 2024]

Grouping	Commodity code		Unadjusted 12-month percent change ¹	Seasonally adjusted 1-month percent change ¹				
	Group code	Item code		July 2023 to July 2024 ^P	Feb. to Mar.	Mar. to Apr. ^P	Apr. to May ^P	May to June ^P
Deposit services (partial) ²	39	2	19.4	2.7	-0.2	0.4	4.7	0.4
Other credit intermediation, incl. trust services (partial) ²	39	3	-2.6	0.0	-3.4	0.8	0.0	0.1
Securities brokerage, dealing, investment advice, and related services ²	40	1	9.0	2.5	-0.1	-0.2	1.5	1.8
Portfolio management ²	40	2	12.5	0.7	4.2	-0.7	0.6	2.3
Investment banking ²	40	3	15.6	4.5	-0.4	1.5	1.3	0.9
Life insurance ²	41	1101	-1.5	-0.7	-0.1	0.3	0.0	0.0
Health and medical insurance.....	41	1103	4.6	0.3	0.1	0.2	0.2	0.1
Property and casualty insurance ²	41	1104	5.5	0.4	0.2	0.8	0.2	0.2
Annuities ²	41	2	2.2	0.0	2.2	-0.2	0.0	0.0
Commissions from sales of insurance ²	42	1	2.8	0.0	0.0	0.0	0.0	0.9
Nonresidential real estate rents ²	43	11	5.1	0.0	0.3	-0.9	1.7	1.6
Nonresidential property sales and leases ²	43	12	-2.0	0.0	0.3	-0.2	-0.4	1.7
Residential property management fees ²	43	22	4.2	0.0	0.4	0.0	0.8	0.1
Passenger car rental.....	44	1	3.5	4.7	-0.6	-0.9	4.5	0.7
Truck, utility trailer, and RV rental and leasing ²	44	2	0.6	0.6	1.3	-0.1	0.1	-0.1
Construction, mining, and forestry machinery and equipment rental and leasing ²	44	3	-0.4	1.4	-0.2	-0.7	0.6	-0.3
Legal services.....	45	1	7.8	0.1	1.6	0.3	0.1	0.5
Accounting services (partial).....	45	2	2.6	-0.7	-0.9	0.9	-1.7	0.6
Architectural and engineering services.....	45	3	2.4	0.0	0.7	0.2	0.3	-0.1
Management, scientific, and technical consulting services ²	45	4	3.3	0.3	0.9	0.6	-0.2	0.1
Advertising and related services (partial) ²	45	5	0.1	0.1	0.0	0.3	-0.3	0.0
Permanent placement services ²	46	1	0.5	0.0	0.1	0.6	-0.1	-0.1
Executive search services ²	46	2	6.9	-1.4	1.4	-2.0	3.4	-0.2
Staffing services.....	46	3	-0.2	0.0	-0.3	0.1	-0.4	0.0
Security guard services ²	48	1	9.7	-0.1	0.2	-0.1	0.5	0.1
Janitorial services ²	49	1	2.0	0.1	1.1	0.6	0.1	0.2
Waste collection.....	50	1	5.9	1.3	1.0	2.5	0.4	-0.1
Traveler accommodation services.....	53	11	0.7	-2.3	3.2	3.1	-0.5	-0.4
Commercial and industrial machinery and equipment repair and maintenance.....	55	1	6.3	-0.3	1.3	1.2	0.3	-0.1
Aircraft repair and maintenance.....	55	4	9.6	0.8	0.7	0.7	0.2	0.1
Metal treatment services ²	59	1	2.6	0.0	0.3	-0.2	0.1	-0.2
Construction for intermediate demand.....	ID6	4	4.3	0.6	2.9	0.0	0.1	0.1
Maintenance and repair of non-residential buildings (partial) ²	80	2	4.3	0.6	2.9	0.0	0.1	0.1
Intermediate Demand by Production Flow								
Stage 4 intermediate demand.....	ID5	4	2.4	0.1	0.4	-0.1	0.0	0.4
Stage 4 intermediate demand goods.....	ID5	9411	0.6	-0.3	0.4	-0.3	-0.2	0.2
Grains.....	01	2	-27.9	2.6	-4.0	8.0	-1.9	-6.2
Meats.....	02	21	6.0	0.5	-2.1	-0.5	0.1	4.5
Unprocessed and packaged fish.....	02	23	-3.8	2.0	1.9	-0.7	-5.2	0.0
Dairy products ²	02	3	9.4	1.0	-0.1	2.0	1.6	1.2
Commercial electric power.....	05	42	3.0	0.8	1.2	-0.8	0.7	-1.2
Industrial electric power.....	05	43	1.1	-0.3	1.3	-2.5	1.2	-0.9
Gasoline.....	05	71	-4.9	-3.0	4.5	-7.3	-5.4	2.8
No. 2 diesel fuel.....	05	7303	6.7	1.8	2.8	-23.7	-3.1	12.9
Basic organic chemicals.....	06	14	1.1	0.2	1.5	-1.4	-0.2	3.1
Prepared paint ²	06	21	-0.5	-0.1	-0.2	0.1	0.1	0.1
Medicinal and botanical chemicals ²	06	31	5.1	0.1	0.2	0.0	-0.2	0.1
Biological products, including diagnostics.....	06	37	0.9	0.5	1.8	-0.1	-0.6	-0.3
Pharmaceutical preparations.....	06	38	1.2	0.0	0.2	0.2	0.0	0.1
Plastic construction products ²	07	21	0.0	0.0	0.6	-0.3	-0.2	0.1
Unsupported plastic film, sheet, and other shapes ²	07	22	-0.1	0.1	0.8	0.5	-0.1	0.2
Parts for manufacturing from plastics ²	07	26	0.0	0.6	0.0	0.0	0.0	0.0
Plastic packaging products ²	07	2A	-0.3	0.3	0.6	-0.3	0.1	-0.5
Lumber.....	08	1	-9.1	0.5	4.0	-2.6	2.0	-0.4
Millwork.....	08	2	-0.1	-0.7	0.3	-0.6	0.2	-0.4
Paper boxes and containers ²	09	1503	0.1	-0.4	0.6	0.8	0.2	0.5
Commercial printing ²	09	47	2.1	0.2	-0.2	0.1	0.0	0.4
Steel mill products ²	10	17	-14.0	-8.1	-2.7	0.3	-1.8	-3.3
Nonferrous wire and cable ²	10	26	8.3	0.2	3.8	5.4	0.1	-1.6
Fabricated structural metal products.....	10	7	-1.0	-3.3	-0.3	0.0	-0.7	0.1
Other miscellaneous metal products ²	10	89	2.2	0.1	0.3	0.8	0.3	0.0
Air conditioning and refrigeration equipment.....	11	48	2.2	-0.8	0.9	0.7	-0.7	0.1
Wiring devices ²	11	71	0.2	-0.1	-0.2	0.3	0.0	-0.1

See footnotes at end of table.

Table 2. Producer price index percentage changes for selected commodity groupings by Final Demand-Intermediate Demand category, seasonally adjusted — Continued
 [July 2024]

Grouping	Commodity code		Unadjusted 12-month percent change ¹	Seasonally adjusted 1-month percent change ¹				
	Group code	Item code		July 2023 to July 2024 ^P	Feb. to Mar.	Mar. to Apr. ^P	Apr. to May ^P	May to June ^P
Electronic components and accessories.....	11	78	0.6	0.0	0.3	-0.1	-0.7	0.0
Miscellaneous electrical machinery and equipment ²	11	79	0.6	0.0	0.0	0.0	0.1	0.0
Internal combustion engines ²	11	94	3.2	0.0	0.4	0.1	0.0	0.6
Machine shop products ²	11	95	1.2	0.1	-0.1	0.1	0.0	0.2
Concrete ingredients and related products.....	13	2	7.1	0.6	0.3	0.2	0.1	0.4
Concrete products.....	13	3	4.6	0.9	-0.7	0.2	0.1	0.0
Prepared asphalt, tar roofing and siding products ²	13	61	1.2	0.1	-2.1	2.7	-0.7	0.4
Paving mixtures and blocks.....	13	94	4.4	1.0	0.0	-1.2	-0.1	0.5
Motor vehicle parts ²	14	12	1.1	0.2	0.1	0.0	0.1	0.2
Aircraft engines and engine parts.....	14	23	4.0	0.1	0.1	0.3	0.2	0.3
Aircraft parts and auxiliary equipment, n.e.c.....	14	25	3.3	0.1	1.2	0.1	0.3	0.4
Medical, surgical and personal aid devices.....	15	6	2.7	0.2	0.4	0.1	0.2	0.0
Stage 4 intermediate demand services.....	ID5	9412	3.9	0.4	0.4	0.1	0.1	0.5
Truck transportation of freight ²	30	12	1.6	-0.5	0.6	0.2	-0.3	0.6
Courier, messenger, and U.S. postal services.....	30	16	4.6	0.0	0.3	0.4	0.0	0.4
Airline passenger services.....	30	22	1.8	1.8	-3.6	-3.9	0.4	-0.2
Warehousing, storage, and related services ²	32	1	1.0	1.0	1.5	-0.7	-2.7	-0.8
Advertising space sales in periodicals and newspapers ²	36	11	-1.0	0.1	0.4	-0.5	0.0	0.0
Data processing and related services ²	38	1	1.6	-0.3	0.4	0.4	-0.5	0.2
Business loans (partial).....	39	11	-2.0	0.1	0.0	-0.6	0.2	-2.0
Deposit services (partial) ²	39	2	19.4	2.7	-0.2	0.4	4.7	0.4
Securities brokerage, dealing, investment advice, and related services ²	40	1	9.0	2.5	-0.1	-0.2	1.5	1.8
Portfolio management ²	40	2	12.5	0.7	4.2	-0.7	0.6	2.3
Investment banking ²	40	3	15.6	4.5	-0.4	1.5	1.3	0.9
Insurance.....	41	11	3.7	0.2	0.2	0.5	0.0	0.0
Annuities ²	41	2	2.2	0.0	2.2	-0.2	0.0	0.0
Nonresidential real estate rents ²	43	11	5.1	0.0	0.3	-0.9	1.7	1.6
Nonresidential property sales and leases ²	43	12	-2.0	0.0	0.3	-0.2	-0.4	1.7
Nonresidential property management fees ²	43	13	6.4	-0.1	0.9	-0.1	2.5	0.7
Residential property management fees ²	43	22	4.2	0.0	0.4	0.0	0.8	0.1
Construction, mining, and forestry machinery and equipment rental and leasing ²	44	3	-0.4	1.4	-0.2	-0.7	0.6	-0.3
Legal services.....	45	1	7.8	0.1	1.6	0.3	0.1	0.5
Advertising agency services ²	45	51	0.1	0.1	0.0	0.3	-0.3	0.0
Accounting services (partial).....	45	2	2.6	-0.7	-0.9	0.9	-1.7	0.6
Architectural and engineering services.....	45	3	2.4	0.0	0.7	0.2	0.3	-0.1
Management, scientific, and technical consulting services ²	45	4	3.3	0.3	0.9	0.6	-0.2	0.1
Staffing services.....	46	3	-0.2	0.0	-0.3	0.1	-0.4	0.0
Janitorial services ²	49	1	2.0	0.1	1.1	0.6	0.1	0.2
Commercial and industrial machinery and equipment repair and maintenance.....	55	1	6.3	-0.3	1.3	1.2	0.3	-0.1
Machinery and equipment parts and supplies wholesaling ²	57	1102	4.8	-1.0	1.1	0.3	-2.9	1.5
Building materials, paint, and hardware wholesaling.....	57	3	-2.8	-1.7	0.3	-1.0	0.9	-0.5
Metals, minerals, and ores wholesaling ²	57	4	-6.6	2.7	-6.2	-2.0	-2.8	0.6
Chemicals and allied products wholesaling ²	57	5	2.0	-1.5	-0.2	2.0	-0.4	2.1
Paper and plastics products wholesaling ²	57	6	-2.0	-0.5	-0.8	-0.8	-0.5	0.3
Food and alcohol wholesaling ²	57	8	5.8	3.0	1.6	-0.2	1.6	0.2
Hardware and building materials and supplies retailing.....	58	D	4.4	-2.2	1.6	-1.1	1.0	0.4
Metal treatment services ²	59	1	2.6	0.0	0.3	-0.2	0.1	-0.2
Stage 3 intermediate demand.....	ID5	3	2.2	-0.1	0.2	-0.3	-0.2	0.8
Stage 3 intermediate demand goods.....	ID5	9311	1.8	-0.3	0.2	-1.3	-0.4	1.7
Slaughter cattle.....	01	31	11.5	7.7	-2.5	5.6	-1.3	3.9
Slaughter hogs.....	01	32	-8.4	4.6	22.4	-10.8	-14.9	1.6
Slaughter poultry.....	01	4	4.4	-3.5	-6.1	-1.3	1.2	8.6
Raw milk.....	01	6	37.8	0.1	-2.3	9.9	5.0	7.6
Commercial electric power.....	05	42	3.0	0.8	1.2	-0.8	0.7	-1.2
Industrial electric power.....	05	43	1.1	-0.3	1.3	-2.5	1.2	-0.9
Gasoline.....	05	71	-4.9	-3.0	4.5	-7.3	-5.4	2.8
Jet fuel ²	05	7203	5.7	-5.4	0.3	-6.2	-4.6	7.1
No. 2 diesel fuel.....	05	7303	6.7	1.8	2.8	-23.7	-3.1	12.9
Finished lubricants ²	05	76	-1.3	-0.9	0.0	0.0	-0.1	-0.1
Lubricating oil base stocks ²	05	78	8.6	-4.7	3.2	4.4	5.4	-2.9
Asphalt.....	05	8102	4.0	8.8	-4.6	3.9	-3.0	-3.1
Basic inorganic chemicals ²	06	13	-5.2	0.2	-0.1	0.9	0.2	-0.9
Basic organic chemicals.....	06	14	1.1	0.2	1.5	-1.4	-0.2	3.1
Paints and allied products ²	06	2	-1.2	0.0	-0.2	-0.2	-0.2	0.0

See footnotes at end of table.

Table 2. Producer price index percentage changes for selected commodity groupings by Final Demand-Intermediate Demand category, seasonally adjusted — Continued
 [July 2024]

Grouping	Commodity code		Unadjusted 12-month percent change ¹	Seasonally adjusted 1-month percent change ¹				
	Group code	Item code		July 2023 to July 2024 ^P	Feb. to Mar.	Mar. to Apr. ^P	Apr. to May ^P	May to June ^P
Agricultural chemicals and chemical products.....	06	5	1.5	0.0	-0.2	-1.4	0.6	0.6
Plastic resins and materials.....	06	6	0.4	-2.0	1.2	-0.6	-0.5	1.4
Synthetic rubber ²	07	1102	13.1	3.2	4.6	2.0	1.6	-0.6
Unsupported plastic film, sheet, and other shapes ²	07	22	-0.1	0.1	0.8	0.5	-0.1	0.2
Paper ²	09	13	0.9	-0.2	0.4	0.6	-0.2	0.1
Paperboard ²	09	14	0.3	0.2	0.5	0.3	0.3	0.4
Converted paper and paperboard products ²	09	15	-0.4	-0.3	0.5	0.5	0.1	0.3
Commercial printing ²	09	47	2.1	0.2	-0.2	0.1	0.0	0.4
Foundry and forge shop products ²	10	15	0.6	0.4	-0.3	-1.0	0.8	-1.0
Steel mill products ²	10	17	-14.0	-8.1	-2.7	0.3	-1.8	-3.3
Nonferrous mill shapes ²	10	25	6.5	0.2	1.8	3.8	2.0	0.0
Nonferrous foundry shop products.....	10	28	4.9	1.1	-0.3	1.0	0.8	0.2
Metal containers ²	10	3	-1.5	-0.4	-0.1	0.2	0.3	1.1
Structural, architectural, and pre-engineered metal products.....	10	74	-5.3	-7.7	-0.4	0.3	-1.3	0.1
Bolts, nuts, screws, rivets, and washers ²	10	81	8.0	0.4	1.0	0.0	0.0	0.0
Other miscellaneous metal products ²	10	89	2.2	0.1	0.3	0.8	0.3	0.0
General purpose machinery and equipment.....	11	4	3.2	0.2	0.4	0.3	0.1	-0.1
Electrical machinery and equipment.....	11	7	2.4	0.2	0.0	0.1	0.0	0.1
Construction sand, gravel, and crushed stone.....	13	21	7.4	0.3	0.5	0.0	0.1	0.5
Cement.....	13	22	6.3	1.4	-0.3	0.7	0.2	0.2
Motor vehicle parts ²	14	12	1.1	0.2	0.1	0.0	0.1	0.2
Aircraft and aircraft equipment.....	14	2	3.8	0.1	0.3	0.1	0.2	0.3
Stage 3 intermediate demand services.....	ID5	9312	2.4	0.0	0.2	0.5	-0.1	0.1
Rail transportation of freight and mail ²	30	11	3.9	-0.1	0.9	0.2	0.0	0.6
Courier, messenger, and U.S. postal services.....	30	16	4.6	0.0	0.3	0.4	0.0	0.4
Arrangement of freight and cargo ²	31	31	17.4	-4.0	3.7	9.5	-0.8	-0.9
Freight forwarding ²	31	3201	-2.1	0.0	0.0	0.7	0.0	0.0
Warehousing, storage, and related services ²	32	1	1.0	1.0	1.5	-0.7	-2.7	-0.8
Advertising space sales in periodicals, newspapers, directories, and mailing lists ²	36	1	-0.9	0.0	0.4	-0.4	0.0	0.0
Wired telephone services ²	37	1	5.1	1.3	1.5	0.9	-0.1	0.2
Bundled wired telecommunications access services ²	37	5	4.6	-0.2	3.0	-0.5	-0.3	0.7
Data processing and related services ²	38	1	1.6	-0.3	0.4	0.4	-0.5	0.2
Business loans (partial).....	39	11	-2.0	0.1	0.0	-0.6	0.2	-2.0
Deposit services (partial) ²	39	2	19.4	2.7	-0.2	0.4	4.7	0.4
Securities brokerage, dealing, investment advice, and related services ²	40	1	9.0	2.5	-0.1	-0.2	1.5	1.8
Insurance.....	41	11	3.7	0.2	0.2	0.5	0.0	0.0
Nonresidential real estate rents ²	43	11	5.1	0.0	0.3	-0.9	1.7	1.6
Legal services.....	45	1	7.8	0.1	1.6	0.3	0.1	0.5
Accounting services (partial).....	45	2	2.6	-0.7	-0.9	0.9	-1.7	0.6
Architectural and engineering services.....	45	3	2.4	0.0	0.7	0.2	0.3	-0.1
Management, scientific, and technical consulting services ²	45	4	3.3	0.3	0.9	0.6	-0.2	0.1
Advertising agency services ²	45	51	0.1	0.1	0.0	0.3	-0.3	0.0
Staffing services.....	46	3	-0.2	0.0	-0.3	0.1	-0.4	0.0
Aircraft repair maintenance.....	55	4	9.6	0.8	0.7	0.7	0.2	0.1
Machinery and equipment parts and supplies wholesaling ²	57	1102	4.8	-1.0	1.1	0.3	-2.9	1.5
Building materials, paint, and hardware wholesaling.....	57	3	-2.8	-1.7	0.3	-1.0	0.9	-0.5
Metals, minerals, and ores wholesaling ²	57	4	-6.6	2.7	-6.2	-2.0	-2.8	0.6
Chemicals and allied products wholesaling ²	57	5	2.0	-1.5	-0.2	2.0	-0.4	2.1
Paper and plastics products wholesaling ²	57	6	-2.0	-0.5	-0.8	-0.8	-0.5	0.3
Food wholesaling ²	57	8101	5.9	2.8	1.8	-0.1	1.8	0.3
Metal treatment services ²	59	1	2.6	0.0	0.3	-0.2	0.1	-0.2
Stage 2 intermediate demand.....	ID5	2	2.8	-0.9	1.4	-0.3	0.7	1.1
Stage 2 intermediate demand goods.....	ID5	9211	2.2	-2.5	2.8	-1.3	1.4	2.8
Corn.....	01	2202	-28.3	4.1	-4.9	6.7	0.0	-5.4
Oilseeds.....	01	83	-21.7	0.4	-0.9	4.7	-3.1	-2.0
Prepared animal feeds.....	02	9	-7.6	-1.7	-0.4	0.2	0.7	0.2
Coal ²	05	1	8.1	-3.7	-0.7	1.6	2.0	0.3
Natural gas ²	05	31	0.1	-36.5	-4.9	17.4	29.4	13.3
Liquefied petroleum gas ²	05	32	1.9	0.1	6.3	-3.5	-4.2	0.4
Crude petroleum ²	05	61	10.4	1.7	8.5	-7.3	-0.1	5.5
No. 2 diesel fuel.....	05	7303	6.7	1.8	2.8	-23.7	-3.1	12.9
Industrial chemicals.....	06	1	-0.1	0.2	1.2	-1.0	-0.1	2.4
Plastic resins and materials.....	06	6	0.4	-2.0	1.2	-0.6	-0.5	1.4
Plastic products ²	07	2	0.0	0.3	0.5	-0.3	-0.1	-0.1
Logs, bolts, timber, pulpwood, and wood chips ²	08	5	-3.0	-0.2	-1.7	-0.2	0.1	0.4

See footnotes at end of table.

Table 2. Producer price index percentage changes for selected commodity groupings by Final Demand-Intermediate Demand category, seasonally adjusted — Continued
 [July 2024]

Grouping	Commodity code		Unadjusted 12-month percent change ¹	Seasonally adjusted 1-month percent change ¹				
	Group code	Item code		July 2023 to July 2024 ^P	Feb. to Mar.	Mar. to Apr. ^P	Apr. to May ^P	May to June ^P
Paper ²	09	13	0.9	-0.2	0.4	0.6	-0.2	0.1
Paperboard, excluding corrugated paperboard ²	09	1411	0.0	0.2	0.6	0.3	0.3	0.5
Commercial printing ²	09	47	2.1	0.2	-0.2	0.1	0.0	0.4
Iron and steel scrap.....	10	12	-0.9	-14.1	1.6	2.8	0.1	7.9
Steel mill products ²	10	17	-14.0	-8.1	-2.7	0.3	-1.8	-3.3
Nonferrous mill shapes ²	10	25	6.5	0.2	1.8	3.8	2.0	0.0
Electrical machinery and equipment.....	11	7	2.4	0.2	0.0	0.1	0.0	0.1
Electronic components and accessories.....	11	78	0.6	0.0	0.3	-0.1	-0.7	0.0
Stage 2 intermediate demand services.....	ID5	9212	3.2	0.1	0.3	0.5	0.3	-0.1
Rail transportation of freight and mail ²	30	11	3.9	-0.1	0.9	0.2	0.0	0.6
Truck transportation of freight ²	30	12	1.6	-0.5	0.6	0.2	-0.3	0.6
U.S. Postal Service ²	30	1601	3.2	0.0	0.0	0.0	0.0	0.0
Courier and messenger services, except air.....	30	1602	4.7	0.3	0.4	0.6	0.5	0.3
Air mail and package delivery services, excluding by USPS.....	30	1603	6.4	-0.5	0.5	0.6	-0.7	1.2
Pipeline transportation ²	30	17	1.3	0.0	1.5	0.1	0.0	0.7
Airline passenger services.....	30	22	-3.8	1.8	-3.6	-3.9	0.4	-0.2
Arrangement of freight and cargo ²	31	31	17.4	-4.0	3.7	9.5	-0.8	-0.9
Television advertising time sales.....	36	21	-5.3	-6.1	1.7	-0.2	-1.4	0.1
Wireless telecommunication services.....	37	2	1.6	0.1	0.1	0.9	0.1	0.1
Data processing and related services ²	38	1	1.6	-0.3	0.4	0.4	-0.5	0.2
Securities brokerage, dealing, investment advice, and related services ²	40	1	9.0	2.5	-0.1	-0.2	1.5	1.8
Portfolio management ²	40	2	12.5	0.7	4.2	-0.7	0.6	2.3
Investment banking ²	40	31	15.6	4.5	-0.4	1.5	1.3	0.9
Insurance.....	41	11	3.7	0.2	0.2	0.5	0.0	0.0
Commissions from sales of insurance ²	42	11	2.8	0.0	0.0	0.0	0.0	0.9
Legal services.....	45	1	7.8	0.1	1.6	0.3	0.1	0.5
Accounting services (partial).....	45	2	2.6	-0.7	-0.9	0.9	-1.7	0.6
Management, scientific, and technical consulting services ²	45	4	3.3	0.3	0.9	0.6	-0.2	0.1
Advertising agency services ²	45	51	0.1	0.1	0.0	0.3	-0.3	0.0
Staffing services.....	46	3	-0.2	0.0	-0.3	0.1	-0.4	0.0
Security guard services ²	48	1	9.7	-0.1	0.2	-0.1	0.5	0.1
Janitorial services ²	49	1	2.0	0.1	1.1	0.6	0.1	0.2
Traveler accommodation services.....	53	1	0.7	-2.3	3.2	3.1	-0.5	-0.4
Commercial and industrial machinery and equipment repair and maintenance.....	55	1	6.3	-0.3	1.3	1.2	0.3	-0.1
Hardware and building materials and supplies retailing.....	58	D	4.4	-2.2	1.6	-1.1	1.0	0.4
Stage 1 intermediate demand.....	ID5	1	1.6	-0.3	0.3	-0.7	0.0	0.7
Stage 1 intermediate demand goods.....	ID5	9111	0.0	-0.9	0.5	-1.6	-0.3	0.8
Prepared animal feeds.....	02	9	-7.6	-1.7	-0.4	0.2	0.7	0.2
Commercial electric power.....	05	42	3.0	0.8	1.2	-0.8	0.7	-1.2
Industrial electric power.....	05	43	1.1	-0.3	1.3	-2.5	1.2	-0.9
Commercial natural gas.....	05	52	0.5	0.4	-3.1	-4.0	2.4	0.0
Industrial natural gas.....	05	53	-3.7	-0.4	-3.4	-3.6	0.8	2.8
Gasoline.....	05	71	-4.9	-3.0	4.5	-7.3	-5.4	2.8
No. 2 diesel fuel.....	05	7303	6.7	1.8	2.8	-23.7	-3.1	12.9
Industrial chemicals.....	06	1	-0.1	0.2	1.2	-1.0	-0.1	2.4
Prepared paint ²	06	21	-0.5	-0.1	-0.2	0.1	0.1	0.1
Plastic construction products ²	07	21	0.0	0.0	0.6	-0.3	-0.2	0.1
Recyclable paper ²	09	12	83.9	11.4	-0.6	2.0	0.7	0.1
Paper ²	09	13	0.9	-0.2	0.4	0.6	-0.2	0.1
Converted paper and paperboard products ²	09	15	-0.4	-0.3	0.5	0.5	0.1	0.3
Iron and steel scrap.....	10	12	-0.9	-14.1	1.6	2.8	0.1	7.9
Steel mill products ²	10	17	-14.0	-8.1	-2.7	0.3	-1.8	-3.3
Primary nonferrous metals ²	10	22	8.4	1.1	3.8	5.0	0.8	-0.3
Nonferrous scrap.....	10	23	14.3	3.8	3.6	8.7	1.0	0.5
Nonferrous wire and cable ²	10	26	8.3	0.2	3.8	5.4	0.1	-1.6
Fabricated structural metal products.....	10	7	-1.0	-3.3	-0.3	0.0	-0.7	0.1
General purpose machinery and equipment.....	11	4	3.2	0.2	0.4	0.3	0.1	-0.1
Construction sand, gravel, and crushed stone.....	13	21	7.4	0.3	0.5	0.0	0.1	0.5
Stage 1 intermediate demand services.....	ID5	9112	3.3	0.3	0.1	0.2	0.3	0.5
Truck transportation of freight ²	30	12	1.6	-0.5	0.6	0.2	-0.3	0.6
Airline passenger services.....	30	22	-3.8	1.8	-3.6	-3.9	0.4	-0.2
Advertising space sales in periodicals, newspapers, directories, and mailing lists ²	36	1	-0.9	0.0	0.4	-0.4	0.0	0.0
Business wired telecommunication services ²	37	12	5.4	1.0	1.5	1.1	-0.1	0.5
Wireless telecommunication services.....	37	2	1.6	0.1	0.1	0.9	0.1	0.1

See footnotes at end of table.

Table 2. Producer price index percentage changes for selected commodity groupings by Final Demand-Intermediate Demand category, seasonally adjusted — Continued
 [July 2024]

Grouping	Commodity code		Unadjusted 12-month percent change ¹	Seasonally adjusted 1-month percent change ¹				
	Group code	Item code		July 2023 to July 2024 ^p	Feb. to Mar.	Mar. to Apr. ^p	Apr. to May ^p	May to June ^p
Bundled wired telecommunications access services ²	37	5	4.6	-0.2	3.0	-0.5	-0.3	0.7
Business loans (partial).....	39	11	-2.0	0.1	0.0	-0.6	0.2	-2.0
Deposit services (partial) ²	39	2	19.4	2.7	-0.2	0.4	4.7	0.4
Securities brokerage, dealing, investment advice, and related services ²	40	1	9.0	2.5	-0.1	-0.2	1.5	1.8
Portfolio management ²	40	2	12.5	0.7	4.2	-0.7	0.6	2.3
Investment banking ²	40	3	15.6	4.5	-0.4	1.5	1.3	0.9
Insurance.....	41	11	3.7	0.2	0.2	0.5	0.0	0.0
Nonresidential real estate rents ²	43	11	5.1	0.0	0.3	-0.9	1.7	1.6
Architectural and engineering services.....	45	3	2.4	0.0	0.7	0.2	0.3	-0.1
Management consulting services ²	45	41	3.3	0.3	0.9	0.6	-0.2	0.1
Waste collection.....	50	1	5.9	1.3	1.0	2.5	0.4	-0.1
Traveler accommodation services.....	53	11	0.7	-2.3	3.2	3.1	-0.5	-0.4
Commercial and industrial machinery and equipment repair and maintenance.....	55	1	6.3	-0.3	1.3	1.2	0.3	-0.1
Machinery and equipment parts and supplies wholesaling ²	57	1102	4.8	-1.0	1.1	0.3	-2.9	1.5
Building materials, paint, and hardware wholesaling.....	57	3	-2.8	-1.7	0.3	-1.0	0.9	-0.5
Metals, minerals, and ores wholesaling ²	57	4	-6.6	2.7	-6.2	-2.0	-2.8	0.6
Chemicals and allied products wholesaling ²	57	5	2.0	-1.5	-0.2	2.0	-0.4	2.1
Paper and plastics products wholesaling ²	57	6	-2.0	-0.5	-0.8	-0.8	-0.5	0.3
Hardware and building materials and supplies retailing.....	58	D	4.4	-2.2	1.6	-1.1	1.0	0.4
Mining services ²	60	1	2.6	-0.9	1.3	0.0	0.1	-0.2

¹ All indexes are subject to revision for 4 months after their originally scheduled publication to incorporate late reports and corrections by survey respondents. In addition, seasonally adjusted indexes are subject to change for up to 5 years due to the recalculation of seasonal factors published each January.

² Seasonal tests did not indicate the presence of seasonality. Data shown is not seasonally adjusted.

³ Trade indexes measure changes in margins received by wholesalers and retailers.

p Preliminary

"-" Data not available.

NOTE: The term "(partial)" denotes incomplete coverage of the index category.

Table 3. Producer price indexes for Final Demand-Intermediate Demand groupings, seasonally adjusted
 [July 2024, Index base Nov. 2009=100, unless otherwise indicated]

Grouping	Other index base	Commodity code		Seasonally adjusted index ¹				
		Group code	Item code	Mar. 2024	Apr. 2024 ^P	May 2024 ^P	June 2024 ^P	July 2024 ^P
Final Demand								
Final demand.....		FD	4	143.535	144.247	144.266	144.531	144.673
Final demand goods.....		FD	41	144.051	144.572	143.424	142.904	143.788
Final demand foods.....		FD	411	152.295	151.155	150.929	151.110	152.034
Finished consumer foods ²	00/82	FD	4111	273.063	271.081	269.732	270.726	272.371
Finished consumer foods, crude.....	00/82	FD	411113	283.809	271.187	250.853	262.746	256.054
Finished consumer foods, processed.....	00/82	FD	411112	270.854	269.895	270.361	270.319	272.747
Government purchased foods.....		FD	4112	157.852	156.787	156.849	157.649	160.545
Foods for export.....		FD	4113	141.465	140.194	142.298	140.477	140.555
Final demand energy.....		FD	412	142.137	144.647	137.952	134.995	137.566
Finished consumer energy goods ²	00/82	FD	4121	222.937	227.070	218.251	213.327	216.059
Government purchased energy.....		FD	4122	152.345	154.397	141.638	138.961	144.776
Energy for export.....		FD	4123	131.274	133.484	126.513	124.816	130.235
Final demand goods less foods and energy.....		FD	413	142.460	142.825	143.152	143.194	143.541
Finished goods less foods and energy ²	00/82	FD	4131	251.479	251.840	252.403	252.567	252.904
Finished consumer goods less foods and energy.....	00/82	FD	41311	278.528	278.932	279.810	279.890	280.207
Nondurable consumer goods less foods and energy.....	00/82	FD	413111	362.288	362.972	364.840	364.980	365.344
Durable consumer goods.....	00/82	FD	413112	192.817	192.967	192.977	193.003	193.263
Private capital equipment.....	00/82	FD	41312	216.735	217.042	217.304	217.534	217.874
Private capital equipment for manufacturing industries.....	00/82	FD	413121	234.215	234.517	235.278	235.532	235.983
Private capital equipment for nonmanufacturing industries.....	00/82	FD	413122	211.513	211.821	211.936	212.158	212.465
Government purchased goods, excluding foods and energy.....		FD	4132	139.040	139.412	139.375	139.438	139.878
Government purchased goods excluding foods, energy, and capital equipment.....		FD	41321	146.758	147.254	147.068	146.982	147.526
Government purchased capital equipment.....		FD	41322	127.224	127.441	127.583	127.823	128.129
Goods for export, excluding foods and energy.....		FD	4133	137.597	138.225	138.668	138.615	139.189
Final demand services.....		FD	42	142.189	143.001	143.544	144.152	143.920
Final demand trade services ³		FD	423	150.327	151.125	152.224	154.315	152.300
Trade of finished goods ²		FD	4231	148.249	148.755	150.189	152.235	150.146
Trade of personal consumption goods.....		FD	42311	148.549	147.930	150.456	151.860	150.077
Trade of private capital equipment.....		FD	42312	145.235	150.718	147.300	152.227	148.781
Trade of government purchased goods.....		FD	4232	164.098	167.143	165.924	169.203	166.955
Trade of government purchased goods, excluding capital equipment.....		FD	42321	170.623	170.659	172.414	173.294	172.810
Trade of government purchased capital equipment.....		FD	42322	152.774	160.286	154.635	161.583	156.637
Trade of exports.....		FD	4233	164.677	167.378	166.186	168.238	167.014
Final demand transportation and warehousing services.....		FD	422	151.284	150.543	149.268	149.178	149.727
Transportation of passengers for final demand.....		FD	4221	142.908	137.821	132.448	132.980	132.778
Transportation of private passengers.....		FD	42211	142.895	137.818	132.456	132.987	132.785
Transportation of government passengers.....		FD	42212	142.608	137.577	132.263	132.788	132.588
Transportation of passengers for export.....		FD	42213	142.974	137.843	132.423	132.962	132.757
Transportation and warehousing of goods for final demand.....		FD	4222	153.720	154.680	155.012	154.678	155.518
Transportation and warehousing of finished goods ²		FD	42221	151.455	152.377	152.664	152.325	153.176
Transportation and warehousing of personal consumption goods.....		FD	422211	152.099	153.017	153.308	152.975	153.814
Transportation and warehousing of private capital equipment.....		FD	422212	148.843	149.779	150.053	149.692	150.585
Transportation and warehousing of government purchased goods.....		FD	42222	153.079	154.218	154.358	153.781	154.313
Transportation and warehousing of exports.....		FD	42223	160.232	161.247	161.726	161.454	162.344
Final demand services less trade, transportation, and warehousing.....		FD	421	137.330	138.306	138.812	138.895	139.297
Finished services less trade, transportation, and warehousing ²		FD	4211	137.487	138.425	138.934	138.995	139.362
Finished consumer services less trade, transportation, and warehousing.....		FD	42111	137.075	137.944	138.428	138.475	138.843
Private capital investment services less trade, transportation, and warehousing.....		FD	42112	141.852	143.332	144.040	144.209	144.578
Government purchased services less trade, transportation, and warehousing.....		FD	4212	127.978	128.986	129.426	129.519	130.109
Gov. purchased services less trade, transportation, and warehousing, excl. capital investment.....		FD	42121	128.745	129.741	130.141	130.269	130.867
Government purchased capital investment services less trade, transportation, and warehousing.....		FD	42122	110.853	111.992	112.980	112.568	113.013
Services for export less trade, transportation, and warehousing.....		FD	4213	146.621	148.102	148.656	149.051	149.744
Final demand construction.....		FD	43	174.820	175.072	175.014	175.670	177.036
Construction for private capital investment.....		FD	431	178.907	178.928	178.930	179.684	180.870
Construction for government.....		FD	432	167.222	167.967	167.779	168.231	169.992
Final Demand Special Groupings								
Final demand less exports.....	04/10	FD	49101	141.288	141.965	141.988	142.271	142.356
Final demand less government.....	04/10	FD	49102	141.514	142.197	142.331	142.606	142.667
Final demand less foods, food and nonalcoholic beverages for immediate consumption, and energy ¹	04/10	FD	49103	141.605	142.260	142.728	143.230	143.134
Final demand less foods and energy ⁴	04/10	FD	49104	141.354	142.048	142.525	143.006	142.938
Final demand less foods and food and nonalcoholic beverages for immediate consumption ⁴	04/10	FD	49105	141.201	141.975	141.971	142.244	142.324

See footnotes at end of table.

Table 3. Producer price indexes for Final Demand-Intermediate Demand groupings, seasonally adjusted — Continued

[July 2024, Index base Nov. 2009=100, unless otherwise indicated]

Grouping	Other index base	Commodity code		Seasonally adjusted index ¹				
		Group code	Item code	Mar. 2024	Apr. 2024 ^P	May 2024 ^P	June 2024 ^P	July 2024 ^P
Final demand less foods ⁴	04/10	FD	49106	140.917	141.722	141.753	142.020	142.115
Final demand less energy.....	04/10	FD	49107	141.718	142.309	142.745	143.209	143.197
Final demand less trade services.....	01/10	FD	49108	140.257	140.942	140.724	140.589	141.198
Final demand less distributive services ⁵	01/10	FD	49109	139.847	140.521	140.279	140.153	140.752
Final demand goods less energy.....	01/10	FD	49111	143.087	143.121	143.324	143.396	143.865
Final demand goods less foods.....	04/10	FD	49112	139.212	140.068	138.753	138.097	138.953
Final demand services less trade services.....	04/10	FD	49113	137.433	138.240	138.575	138.641	139.054
Final demand distributive services ⁵	04/10	FD	49114	147.814	148.620	149.579	151.255	149.719
Final demand goods plus final demand distributive services ⁵	04/10	FD	49115	143.527	144.159	143.901	144.292	144.166
Final demand less foods, energy, and trade services ⁴	08/13	FD	49116	131.013	131.643	131.944	132.016	132.413
Private and government purchased capital equipment.....	08/13	FD	49117	130.880	131.070	131.227	131.381	131.601
Private and government purchased capital investment services.....	08/13	FD	49118	132.761	135.593	134.694	136.573	135.534
Total private and government purchased capital investment.....	08/13	FD	49119	134.902	136.413	136.015	137.086	136.814
Total finished ²	01/10	FD	49201	142.259	142.916	143.076	143.378	143.366
Total finished less foods, food and nonalcoholic beverages for immediate consumption, and energy ^{2, 4}	12/10	FD	49202	141.005	141.635	142.237	142.749	142.562
Total finished less foods and energy ^{2, 4}	01/10	FD	49203	141.881	142.512	143.107	143.624	143.440
Total finished less foods and food and nonalcoholic beverages for immediate consumption ^{2, 4}	12/10	FD	49204	140.227	140.976	141.192	141.475	141.408
Total finished less foods ^{2, 4}	01/10	FD	49205	141.660	142.413	142.623	142.912	142.848
Total finished less energy ²	01/10	FD	49206	142.515	143.050	143.570	144.089	143.967
Finished goods ²	00/82	FD	49207	258.081	258.978	256.647	255.627	256.893
Finished goods less energy ²	00/82	FD	49208	256.418	256.144	256.189	256.576	257.266
Finished goods, excluding foods ^{2, 4}	00/82	FD	49209	253.469	255.122	252.539	250.989	252.152
Finished services ²	01/10	FD	49210	140.360	141.085	141.744	142.335	142.044
Private capital investment services.....	04/10	FD	49211	142.783	145.719	144.860	146.773	145.746
Finished distributive services ^{2, 5}	04/10	FD	49212	145.581	146.126	147.393	149.110	147.418
Finished services less trade services ²	04/10	FD	49213	137.219	138.023	138.393	138.443	138.821
Finished services less distributive services ^{2, 5}	04/10	FD	49214	136.708	137.507	137.883	137.954	138.306
Total private capital investment (goods, services, and construction).....	04/10	FD	49215	142.800	144.426	144.032	145.172	144.823
Finished goods plus finished distributive services ²	04/10	FD	49216	144.687	145.209	145.146	145.671	145.228
Total exports.....	04/10	FD	49301	140.809	141.659	141.646	141.766	142.258
Goods for export.....	00/82	FD	49302	230.898	231.732	232.086	231.491	232.822
Services for export.....	04/10	FD	49303	153.950	155.331	155.016	155.793	155.904
Total government purchases.....	04/10	FD	49401	138.777	139.683	138.378	138.485	139.519
Government purchased goods.....	00/82	FD	49402	234.881	235.918	230.570	229.672	233.078
Government purchased services.....	04/10	FD	49403	135.868	137.054	137.067	137.645	137.763
Total government purchased capital investment (goods, services, construction).....	08/13	FD	49404	133.648	134.964	134.390	135.413	135.544
Government purchases, defense.....	05/15	FD	49405	125.545	126.338	124.958	124.960	125.882
Government purchases, non-defense.....	05/15	FD	49406	133.102	133.987	132.813	132.958	133.960
Personal consumption.....	01/10	FD	49501	142.053	142.488	142.775	142.891	142.951
Personal consumption goods (finished consumer goods).....	00/82	FD	49502	275.586	276.741	273.275	271.710	273.380
Personal consumption goods less energy.....	00/82	FD	49503	276.750	276.109	276.013	276.494	277.395
Personal consumption goods less foods.....	00/82	FD	49504	274.719	277.202	272.859	270.210	271.878
Personal consumption nondurable goods less foods.....	00/82	FD	49508	310.527	314.051	307.763	303.917	306.214
Personal consumption services.....	04/10	FD	49505	139.462	139.843	140.733	141.121	140.944
Personal consumption less trade services.....	04/10	FD	49506	139.832	140.528	140.256	140.052	140.570
Personal consumption less distributive services ⁵	04/10	FD	49507	139.625	140.314	140.022	139.822	140.329
Personal consumption less foods and energy.....	04/14	FD	49510	130.649	130.988	131.778	132.107	131.974
Personal consumption less foods, energy, and trade services ³	04/14	FD	49511	128.702	129.316	129.641	129.679	130.002
Personal consumption less foods, energy, and distributive services ⁵	04/14	FD	49512	128.769	129.375	129.704	129.757	130.062
Personal consumption goods plus personal consumption distributive services ⁵	08/13	FD	49509	133.168	133.245	133.447	133.614	133.347
Intermediate Demand by Commodity Type								
Processed goods								
Processed goods for intermediate demand.....	00/82	ID6	1	256.398	257.812	254.150	253.765	255.597
Materials and components for manufacturing.....	00/82	ID6	11	232.564	233.112	233.240	233.283	233.950
Materials for manufacturing.....		ID6	111	143.225	143.651	143.673	143.643	144.228
Materials for food manufacturing.....	00/82	ID6	1111	252.249	252.479	252.798	254.865	258.730
Materials for nondurable manufacturing.....	00/82	ID6	1112	260.249	262.342	260.815	260.442	263.935
Materials for durable manufacturing.....	00/82	ID6	1113	276.395	275.869	277.671	277.008	273.873
Components for manufacturing.....	00/82	ID6	112	189.819	190.080	190.304	190.456	190.636
Components for nondurable manufacturing.....		ID6	1121	146.228	146.885	147.289	147.238	147.189
Components for durable manufacturing.....		ID6	1122	134.031	134.194	134.341	134.456	134.592
Materials and components for construction.....	00/82	ID6	12	353.857	354.894	354.740	354.165	354.075
Materials for construction.....		ID6	121	170.056	170.759	170.097	169.963	169.823
Components for construction.....		ID6	122	178.388	178.737	179.158	178.748	178.784
Processed fuels and lubricants for intermediate demand.....	00/82	ID6	13	248.922	253.379	234.352	232.226	238.736
Processed fuels and lubricants to manufacturing industries.....	00/82	ID6	131	251.705	255.713	241.836	242.920	245.465

See footnotes at end of table.

Table 3. Producer price indexes for Final Demand-Intermediate Demand groupings, seasonally adjusted — Continued

[July 2024, Index base Nov. 2009=100, unless otherwise indicated]

Grouping	Other index base	Commodity code		Seasonally adjusted index ¹				
		Group code	Item code	Mar. 2024	Apr. 2024 ^P	May 2024 ^P	June 2024 ^P	July 2024 ^P
Processed fuels and lubricants to nonmanufacturing industries.....	00/82	ID6	132	248.336	252.939	232.259	229.123	236.891
Containers for intermediate demand.....	00/82	ID6	14	303.933	305.130	306.555	307.226	309.227
Supplies for intermediate demand.....	00/82	ID6	15	249.794	250.379	250.781	250.980	251.664
Supplies to manufacturing industries.....	00/82	ID6	151	247.524	248.542	249.468	249.903	249.920
Supplies to nonmanufacturing industries.....	00/82	ID6	152	248.163	248.677	248.994	249.155	249.937
Supplies to nonmanufacturing industries, feeds.....	00/82	ID6	1521	213.581	211.687	211.913	214.151	215.968
Supplies to nonmanufacturing industries, other than feeds.....	00/82	ID6	1522	254.654	255.484	255.815	255.708	256.362
Unprocessed goods								
Unprocessed goods for intermediate demand.....	00/82	ID6	2	240.498	245.474	245.600	247.523	256.460
Unprocessed foodstuffs and feedstuffs.....	00/82	ID6	21	215.720	214.434	220.421	217.673	224.032
Unprocessed nonfood materials.....	00/82	ID6	22	248.042	257.371	253.212	258.437	268.859
Unprocessed nonfood materials except fuel.....	00/82	ID6	221	325.390	340.867	329.877	329.054	339.724
Unprocessed nonfood materials except fuel to manufacturing industries.....	00/82	ID6	2211	299.943	314.910	304.239	303.422	313.713
Unprocessed nonfood materials except fuel to nonmanufacturing industries.....	00/82	ID6	2212	370.460	371.862	371.872	372.243	373.918
Unprocessed fuel.....	00/82	ID6	222	89.950	87.208	96.164	113.359	123.097
Unprocessed fuel to manufacturing industries.....	00/82	ID6	2221	214.021	211.761	217.977	228.182	232.510
Unprocessed fuel to nonmanufacturing industries.....	00/82	ID6	2222	85.524	82.676	92.042	110.228	120.615
Services								
Services for intermediate demand.....		ID6	3	149.844	150.255	150.694	150.935	151.325
Trade services for intermediate demand ⁵		ID6	33	175.202	174.470	175.565	175.649	175.816
Trade services for manufacturing industries.....	12/12	ID6	331	160.428	159.757	160.214	159.379	160.216
Trade services for nonmanufacturing industries.....	12/12	ID6	332	155.567	154.917	156.410	157.354	156.849
Transportation and warehousing services for intermediate demand.....		ID6	32	158.846	159.636	160.574	160.131	160.279
Transportation of passengers for intermediate demand.....		ID6	321	142.669	137.640	132.328	132.852	132.652
Transportation of passengers for manufacturing industries.....		ID6	3211	142.946	137.819	132.403	132.941	132.736
Transportation of passengers for nonmanufacturing industries.....		ID6	3212	142.698	137.680	132.379	132.902	132.703
Transportation and warehousing of goods for intermediate demand.....		ID6	322	160.689	162.024	163.548	163.014	163.195
Transportation and warehousing of goods for manufacturing industries.....	12/12	ID6	3221	129.998	131.213	131.437	131.251	131.632
Transportation and warehousing of goods for nonmanufacturing industries.....	12/12	ID6	3222	144.569	145.731	147.395	146.844	146.938
Services less trade, transportation, and warehousing for intermediate demand.....		ID6	31	141.321	141.901	142.106	142.502	142.980
Services less trade, transportation, and warehousing for manufacturing industries.....		ID6	311	132.883	133.506	133.812	134.135	134.303
Services less trade, transportation, and warehousing for nonmanufacturing industries.....		ID6	312	141.589	142.168	142.369	142.768	143.257
Construction								
Construction for intermediate demand.....		ID6	4	147.376	151.679	151.680	151.840	151.935
Intermediate Demand by Commodity Type Special Groupings								
Processed materials less foods and feeds.....	00/82	ID6	9111	258.004	259.622	255.543	254.942	256.637
Processed foods and feeds.....	00/82	ID6	9112	240.946	240.364	240.780	242.544	245.711
Processed energy goods.....	00/82	ID6	9113	250.078	254.555	235.440	233.310	239.846
Processed materials less energy.....	00/82	ID6	9118	254.897	255.532	255.758	255.810	256.460
Processed materials less foods and energy.....	00/82	ID6	9115	256.202	256.993	257.195	257.028	257.353
Intermediate distributive services ⁶	04/10	ID6	9116	166.404	166.579	167.845	167.660	167.830
Processed goods plus intermediate distributive services.....	04/10	ID6	9117	146.669	147.277	146.165	145.963	146.736
Unprocessed materials less agricultural products.....	00/82	ID6	9211	254.692	266.332	261.133	266.994	279.628
Unprocessed energy materials ⁷	00/82	ID6	9212	187.409	198.567	190.906	198.217	210.463
Unprocessed materials less energy.....	00/82	ID6	9213	268.352	267.875	274.398	271.842	277.371
Unprocessed nonfood materials less energy ⁸	00/82	ID6	9216	425.264	427.317	435.337	433.315	436.290
Intermediate Demand by Production Flow								
Stage 4 Intermediate Demand								
Stage 4 intermediate demand.....		ID5	4	150.711	151.278	151.110	151.113	151.712
Inputs to stage 4 goods producers.....		ID5	41	145.913	146.206	146.619	146.215	146.628
Goods.....		ID5	411	138.088	138.294	138.771	138.663	138.868
Foods.....		ID5	4111	139.122	139.159	140.400	140.179	140.892
Energy.....		ID5	4112	130.061	133.472	132.357	130.864	130.679
Goods excluding foods and energy.....		ID5	4113	138.113	138.315	138.690	138.613	138.743
Services.....		ID5	412	171.960	172.543	172.740	171.355	172.461
Trade services.....		ID5	4123	184.341	184.776	184.989	182.921	184.415
Transportation and warehousing services.....		ID5	4122	137.113	137.229	136.540	136.530	136.984
Transportation of passengers.....		ID5	41221	142.973	137.842	132.423	132.961	132.756
Transportation and warehousing of goods.....		ID5	41222	145.044	146.196	146.388	146.270	146.883
Services less trade, transportation, and warehousing.....		ID5	4121	133.328	134.431	134.843	135.106	135.208
Inputs to stage 4 services producers.....		ID5	42	149.655	150.378	150.073	150.423	151.199

See footnotes at end of table.

Table 3. Producer price indexes for Final Demand-Intermediate Demand groupings, seasonally adjusted — Continued

[July 2024, Index base Nov. 2009=100, unless otherwise indicated]

Grouping	Other index base	Commodity code		Seasonally adjusted index ¹				
		Group code	Item code	Mar. 2024	Apr. 2024 ^P	May 2024 ^P	June 2024 ^P	July 2024 ^P
Goods.....		ID5	421	147.345	148.361	146.935	146.924	147.500
Foods.....		ID5	4211	148.969	148.902	149.422	148.659	150.841
Energy.....		ID5	4212	143.725	145.607	140.328	140.992	141.364
Goods excluding foods and energy.....		ID5	4213	148.091	148.928	149.164	149.016	149.206
Services.....		ID5	422	150.202	150.823	150.892	151.361	152.204
Trade services.....		ID5	4223	164.549	164.816	165.811	165.528	166.138
Transportation and warehousing services.....		ID5	4222	155.933	156.298	156.084	154.992	154.866
Transportation of passengers.....		ID5	42221	142.382	137.301	131.934	132.466	132.263
Transportation and warehousing of goods.....		ID5	42222	158.887	160.176	160.835	159.462	159.349
Services less trade, transportation, and warehousing.....		ID5	4221	146.996	147.676	147.675	148.385	149.348
Construction.....		ID5	423	147.376	151.679	151.680	151.840	151.935
Inputs to stage 4 construction producers.....		ID5	43	163.266	163.786	162.894	162.379	162.645
Goods.....		ID5	431	167.756	168.570	167.264	166.462	166.868
Energy.....		ID5	4312	150.426	155.238	141.485	135.628	140.496
Goods excluding foods and energy.....		ID5	4313	173.342	173.773	173.689	173.372	173.340
Services.....		ID5	432	151.729	151.519	151.658	151.865	151.780
Trade services.....		ID5	4323	169.709	167.830	167.671	167.885	167.421
Transportation and warehousing services.....		ID5	4322	145.828	146.660	146.740	146.434	147.252
Transportation of passengers.....		ID5	43221	149.020	143.682	138.043	138.603	138.390
Transportation and warehousing of goods.....		ID5	43222	146.526	147.511	147.729	147.400	148.247
Services less trade, transportation, and warehousing.....		ID5	4321	133.204	133.998	134.402	134.789	134.685
Stage 3 Intermediate Demand								
Stage 3 intermediate demand.....		ID5	3	147.363	147.661	147.206	146.908	148.078
Inputs to stage 3 goods producers.....		ID5	31	154.414	153.969	154.691	154.564	156.059
Goods.....		ID5	311	149.346	149.045	149.942	149.839	151.569
Foods.....		ID5	3111	161.538	159.822	163.173	164.423	170.578
Energy.....		ID5	3112	134.178	134.202	128.602	126.796	128.305
Goods excluding foods and energy.....		ID5	3113	149.216	149.493	149.743	149.132	149.081
Services.....		ID5	312	163.558	162.588	162.587	162.371	162.863
Trade services.....		ID5	3123	170.641	168.178	168.017	167.658	168.144
Transportation and warehousing services.....		ID5	3122	149.178	149.806	149.834	149.558	150.362
Transportation of passengers.....		ID5	31221	152.221	146.762	140.994	141.567	141.349
Transportation and warehousing of goods.....		ID5	31222	148.800	149.763	150.110	149.788	150.648
Services less trade, transportation, and warehousing.....		ID5	3121	136.815	137.564	137.985	138.343	138.197
Inputs to stage 3 services producers.....		ID5	32	140.979	141.799	140.496	140.065	141.015
Goods.....		ID5	321	127.478	129.385	119.781	117.943	122.451
Foods.....		ID5	3211	154.040	153.201	153.454	153.220	154.545
Energy.....		ID5	3212	127.653	130.384	114.408	111.551	118.881
Goods excluding foods and energy.....		ID5	3213	137.013	137.733	137.946	137.636	137.825
Services.....		ID5	322	144.360	144.846	145.714	145.646	145.671
Trade services.....		ID5	3223	196.544	194.730	197.272	199.601	197.693
Transportation and warehousing services.....		ID5	3222	167.576	168.687	171.412	170.893	171.004
Transportation of passengers.....		ID5	32221	104.743	104.496	104.256	104.157	104.169
Transportation and warehousing of goods.....		ID5	32222	168.103	169.220	171.960	171.439	171.550
Services less trade, transportation, and warehousing.....		ID5	3221	135.359	135.813	136.074	135.987	136.104
Construction.....		ID5	323	147.376	151.679	151.680	151.840	151.935
Inputs to stage 3 construction producers.....		ID5	33	141.213	142.029	141.794	142.041	142.029
Goods.....		ID5	331	135.021	136.400	136.004	135.718	135.590
Goods excluding foods and energy.....		ID5	3313	172.048	173.806	173.302	172.937	172.774
Services.....		ID5	332	167.314	167.567	167.492	168.409	168.532
Trade services.....		ID5	3323	171.971	172.197	172.137	173.126	173.267
Transportation and warehousing services.....		ID5	3322	115.527	116.613	116.966	117.039	117.431
Transportation and warehousing of goods.....		ID5	33222	121.944	123.090	123.462	123.539	123.953
Services less trade, transportation, and warehousing.....		ID5	3321	128.371	128.489	127.993	128.403	128.133
Stage 2 Intermediate Demand								
Stage 2 intermediate demand.....		ID5	2	134.431	136.265	135.921	136.936	138.392
Inputs to stage 2 goods producers.....		ID5	21	119.719	122.640	121.512	123.011	125.687
Goods.....		ID5	211	113.002	116.607	114.923	116.733	120.382
Foods.....		ID5	2111	137.929	137.266	139.414	138.950	138.723
Energy.....		ID5	2112	83.446	88.436	84.935	87.789	92.992
Goods excluding foods and energy.....		ID5	2113	140.313	141.944	142.780	143.079	144.432
Services.....		ID5	212	153.557	154.475	155.058	155.705	155.512
Trade services.....		ID5	2123	173.471	173.924	175.324	176.962	177.143
Transportation and warehousing services.....		ID5	2122	169.979	172.243	172.473	172.434	171.945
Transportation of passengers.....		ID5	21221	143.064	138.150	132.959	133.467	133.272
Transportation and warehousing of goods.....		ID5	21222	171.608	174.225	174.719	174.653	174.149
Services less trade, transportation, and warehousing.....		ID5	2121	140.087	140.364	140.456	140.752	140.388
Construction.....		ID5	213	147.376	151.679	151.680	151.840	151.935

See footnotes at end of table.

Table 3. Producer price indexes for Final Demand-Intermediate Demand groupings, seasonally adjusted — Continued

[July 2024, Index base Nov. 2009=100, unless otherwise indicated]

Grouping	Other index base	Commodity code		Seasonally adjusted index ¹				
		Group code	Item code	Mar. 2024	Apr. 2024 ^P	May 2024 ^P	June 2024 ^P	July 2024 ^P
Inputs to stage 2 services producers.....		ID5	22	147.968	148.395	149.030	149.414	149.318
Goods.....		ID5	221	143.442	143.894	143.260	143.228	144.065
Foods.....		ID5	2211	111.016	110.048	110.199	111.022	111.786
Energy.....		ID5	2212	154.273	156.374	140.452	139.101	145.825
Goods excluding foods and energy.....		ID5	2213	143.470	143.833	144.194	144.237	144.690
Services.....		ID5	222	148.108	148.444	149.248	149.687	149.472
Trade services.....		ID5	2223	187.179	181.510	189.346	192.358	188.949
Transportation and warehousing services.....		ID5	2222	149.629	150.679	155.638	155.356	154.909
Transportation of passengers.....		ID5	22221	143.366	138.257	132.861	133.396	133.192
Transportation and warehousing of goods.....		ID5	22222	151.371	153.557	160.438	160.005	159.511
Services less trade, transportation, and warehousing.....		ID5	2221	147.055	147.620	147.793	148.169	148.119
Construction.....		ID5	223	147.376	151.679	151.680	151.840	151.935
Stage 1 Intermediate Demand								
Stage 1 intermediate demand.....		ID5	1	146.071	146.490	145.527	145.590	146.540
Inputs to stage 1 goods producers.....		ID5	11	141.500	141.572	141.379	141.151	141.749
Goods.....		ID5	111	137.763	138.071	137.680	137.382	138.023
Foods.....		ID5	1111	131.894	130.561	133.750	133.224	131.464
Energy.....		ID5	1112	123.172	124.374	119.033	119.106	121.414
Goods excluding foods and energy.....		ID5	1113	145.811	146.191	146.375	146.016	146.678
Services.....		ID5	112	155.864	155.253	155.628	155.596	156.087
Trade services.....		ID5	1123	169.296	167.092	167.676	167.212	167.918
Transportation and warehousing services.....		ID5	1122	159.343	159.848	159.337	159.731	159.286
Transportation of passengers.....		ID5	11221	142.946	137.816	132.397	132.936	132.731
Transportation and warehousing of goods.....		ID5	11222	161.590	163.490	164.204	164.556	164.057
Services less trade, transportation, and warehousing.....		ID5	1121	113.014	114.273	114.458	114.893	115.177
Construction.....		ID5	113	147.376	151.679	151.680	151.840	151.935
Inputs to stage 1 services producers.....		ID5	12	147.545	148.156	146.898	147.216	148.406
Goods.....		ID5	121	147.017	148.269	143.438	143.057	144.936
Foods.....		ID5	1211	138.847	140.324	131.800	141.575	148.617
Energy.....		ID5	1212	156.541	159.782	143.721	142.422	148.050
Goods excluding foods and energy.....		ID5	1213	150.646	151.026	151.255	151.209	151.415
Services.....		ID5	122	147.087	147.425	147.676	148.288	149.182
Trade services.....		ID5	1223	175.256	173.949	175.645	176.243	175.597
Transportation and warehousing services.....		ID5	1222	147.891	146.691	145.355	145.341	145.601
Transportation of passengers.....		ID5	12221	142.860	137.734	132.318	132.857	132.652
Transportation and warehousing of goods.....		ID5	12222	166.353	167.092	167.763	167.456	167.989
Services less trade, transportation, and warehousing.....		ID5	1221	142.493	143.207	143.539	144.234	145.361
Construction.....		ID5	123	147.376	151.679	151.680	151.840	151.935
Inputs to stage 1 construction producers.....		ID5	13	163.576	164.114	162.276	161.975	162.873
Goods.....		ID5	131	165.741	166.450	163.737	163.179	164.371
Energy.....		ID5	1312	138.398	142.346	115.677	113.096	123.660
Goods excluding foods and energy.....		ID5	1313	171.744	172.073	172.208	171.878	171.977
Services.....		ID5	132	159.308	159.430	159.728	160.053	160.233
Trade services.....		ID5	1323	169.143	168.996	169.307	169.859	169.841
Transportation and warehousing services.....		ID5	1322	120.240	120.962	121.186	120.874	121.591
Transportation and warehousing of goods.....		ID5	13222	124.373	125.120	125.352	125.028	125.771
Services less trade, transportation, and warehousing.....		ID5	1321	140.899	141.656	142.058	142.731	142.433
Intermediate Demand by Production Flow Special Groupings								
Total goods inputs to stage 4 intermediate demand.....	04/10	ID5	9411	143.783	144.345	143.894	143.676	144.025
Total services inputs to stage 4 intermediate demand.....	04/10	ID5	9412	153.252	153.806	153.897	154.101	154.911
Total construction inputs to stage 4 intermediate demand.....	04/10	ID5	9413	146.155	150.422	150.424	150.582	150.676
Total foods inputs to stage 4 intermediate demand.....	04/10	ID5	9414	140.212	140.204	141.115	140.671	141.986
Total energy goods inputs to stage 4 intermediate demand.....	04/10	ID5	9415	132.436	134.638	128.687	128.277	129.258
Total goods less foods and energy inputs to stage 4 intermediate demand.....	04/10	ID5	9416	147.129	147.514	147.749	147.601	147.703
Total goods inputs to stage 3 intermediate demand.....	04/10	ID5	9311	136.577	136.850	135.131	134.608	136.906
Total services inputs to stage 3 intermediate demand.....	04/10	ID5	9312	146.636	146.880	147.591	147.508	147.610
Total construction inputs to stage 3 intermediate demand.....	04/10	ID5	9313	146.155	150.422	150.424	150.582	150.676
Total foods inputs to stage 3 intermediate demand.....	04/10	ID5	9314	143.720	142.200	145.159	146.260	151.701
Total energy goods inputs to stage 3 intermediate demand.....	04/10	ID5	9315	126.177	128.454	114.324	111.678	118.004
Total goods less foods and energy inputs to stage 3 intermediate demand.....	04/10	ID5	9316	141.443	141.801	142.023	141.487	141.473
Total goods inputs to stage 2 intermediate demand.....	04/10	ID5	9211	110.571	113.689	112.190	113.728	116.918
Total services inputs to stage 2 intermediate demand.....	04/10	ID5	9212	149.888	150.363	151.117	151.608	151.397
Total construction inputs to stage 2 intermediate demand.....	04/10	ID5	9213	146.155	150.422	150.424	150.582	150.676
Total foods inputs to stage 2 intermediate demand.....	04/10	ID5	9214	138.426	137.753	139.883	139.437	139.225
Total energy goods inputs to stage 2 intermediate demand.....	04/10	ID5	9215	82.492	87.346	83.780	86.528	91.639
Total goods less foods and energy inputs to stage 2 intermediate demand.....	04/10	ID5	9216	133.002	134.260	134.944	135.170	136.247
Total goods inputs to stage 1 intermediate demand.....	04/10	ID5	9111	129.350	129.965	127.948	127.619	128.639

See footnotes at end of table.

Table 3. Producer price indexes for Final Demand-Intermediate Demand groupings, seasonally adjusted — Continued

[July 2024, Index base Nov. 2009=100, unless otherwise indicated]

Grouping	Other index base	Commodity code		Seasonally adjusted index ¹				
		Group code	Item code	Mar. 2024	Apr. 2024 ^p	May 2024 ^p	June 2024 ^p	July 2024 ^p
Total services inputs to stage 1 intermediate demand.....	04/10	ID5	9112	148.626	148.785	149.059	149.539	150.313
Total construction inputs to stage 1 intermediate demand.....	04/10	ID5	9117	146.155	150.422	150.424	150.582	150.676
Total foods inputs to stage 1 intermediate demand.....	04/10	ID5	9114	124.198	123.010	125.738	125.482	124.031
Total energy goods inputs to stage 1 intermediate demand.....	04/10	ID5	9115	136.428	138.811	126.644	125.824	130.363
Total goods less foods and energy inputs to stage 1 intermediate demand.....	04/10	ID5	9116	126.541	126.848	127.003	126.790	127.126

¹ All indexes are subject to revision for 4 months after their originally scheduled publication to incorporate late reports and corrections by survey respondents. In addition, seasonally adjusted indexes are subject to change for up to 5 years due to the recalculation of seasonal factors published each January.

² PPI defines Total finished as including only the personal consumption and private capital investment portions of final demand.

³ Trade indexes measure changes in margins received by wholesalers and retailers.

⁴ The PPI definition of foods does not include food and beverages for immediate consumption. PPI defines food and beverages for immediate consumption as the service of preparing meals, snacks, and beverages to customer order for immediate on-premises and off-premises consumption.

⁵ Distributive services include transportation, warehousing, and trade of goods.

⁶ Includes intermediate trade, transportation, and warehousing services.

⁷ Includes crude petroleum.

⁸ Excludes crude petroleum.

p Preliminary

“-” Data not available.

Table 4. Producer price index percentage changes and weights for Final Demand-Intermediate Demand groupings, not seasonally adjusted
[July 2024]

Title	Commodity code		Relative Importance Dec. 2023 ¹	Unadjusted 12-month percent change ² July 2023 to July 2024 ^P	Unadjusted 1-month percent change ²				
	Group code	Item code			Feb. to Mar.	Mar. to Apr. ^P	Apr. to May ^P	May to June ^P	June to July ^P
Final Demand									
Final demand.....	FD	4	100.000	2.2	0.4	0.5	0.0	0.3	0.0
Final demand goods.....	FD	41	30.162	1.7	0.5	0.5	-0.5	-0.1	0.6
Final demand foods.....	FD	411	5.633	1.7	0.6	0.0	-0.1	0.6	0.0
Finished consumer foods ³	FD	4111	4.307	3.4	0.5	-0.1	-0.4	0.8	0.1
Finished consumer foods, crude.....	FD	41113	0.351	2.3	-4.2	-4.2	-7.8	5.4	-2.4
Finished consumer foods, processed.....	FD	41112	3.956	3.5	1.0	0.4	0.3	0.4	0.3
Government purchased foods.....	FD	4112	0.410	4.9	1.1	0.5	0.2	1.2	0.7
Foods for export.....	FD	4113	0.916	-7.2	1.2	0.0	1.2	-0.7	-1.0
Final demand energy.....	FD	412	5.517	0.3	1.8	2.0	-3.3	-1.0	2.4
Finished consumer energy goods ³	FD	4121	4.292	-0.6	2.6	2.2	-2.7	-1.2	1.9
Government purchased energy.....	FD	4122	0.834	3.0	-0.7	1.0	-6.6	0.0	4.2
Energy for export.....	FD	4123	0.391	5.6	-2.8	1.9	-4.1	-1.4	4.3
Final demand goods less foods and energy.....	FD	413	19.012	2.1	0.1	0.2	0.2	0.0	0.2
Finished goods less foods and energy ³	FD	4131	10.933	2.2	0.1	0.1	0.2	0.0	0.1
Finished consumer goods less foods and energy.....	FD	41311	5.811	1.9	0.0	0.1	0.3	0.0	0.1
Nondurable consumer goods less foods and energy.....	FD	413111	3.522	2.4	0.0	0.1	0.5	0.0	0.1
Durable consumer goods.....	FD	413112	2.289	1.2	0.1	0.1	0.0	0.0	0.2
Private capital equipment.....	FD	41312	5.122	2.5	0.3	0.1	0.1	0.1	0.1
Private capital equipment for manufacturing industries.....	FD	413121	1.254	3.4	0.5	0.2	0.4	0.1	0.2
Private capital equipment for nonmanufacturing industries.....	FD	413122	3.868	2.2	0.2	0.1	0.1	0.1	0.1
Government purchased goods, excluding foods and energy.....	FD	4132	1.971	2.7	0.2	0.2	0.0	0.0	0.3
Government purchased goods excluding foods, energy, and capital equipment.....	FD	41321	1.146	1.6	0.3	0.3	-0.1	-0.1	0.3
Government purchased capital equipment.....	FD	41322	0.825	4.2	0.1	0.2	0.1	0.2	0.2
Goods for export, excluding foods and energy.....	FD	4133	6.108	1.7	-0.1	0.4	0.3	-0.1	0.2
Final demand services.....	FD	42	67.184	2.6	0.3	0.6	0.2	0.5	-0.2
Final demand trade services ⁴	FD	423	19.195	-0.7	0.0	0.6	0.4	1.1	-1.5
Trade of finished goods ³	FD	4231	16.558	-1.0	0.0	0.5	0.6	1.1	-1.6
Trade of personal consumption goods.....	FD	42311	13.605	-0.7	0.1	-0.3	1.2	0.6	-1.4
Trade of private capital equipment.....	FD	42312	2.953	-2.1	-0.2	3.9	-2.4	3.5	-2.3
Trade of government purchased goods.....	FD	4232	0.745	0.9	0.0	1.9	-0.7	2.0	-1.3
Trade of government purchased goods, excluding capital equipment.....	FD	42321	0.474	1.3	0.1	0.1	1.0	0.5	-0.3
Trade of government purchased capital equipment.....	FD	42322	0.271	0.3	-0.3	4.9	-3.5	4.5	-3.1
Trade of exports.....	FD	4233	1.892	1.3	-0.2	1.7	-0.7	1.3	-0.7
Final demand transportation and warehousing services.....	FD	422	4.931	0.6	0.8	-0.1	-1.1	0.9	-0.1
Transportation of passengers for final demand.....	FD	4221	1.271	-3.8	4.2	-2.1	-4.6	4.5	-1.9
Transportation of private passengers.....	FD	42211	0.857	-3.7	4.2	-2.1	-4.6	4.5	-1.9
Transportation of government passengers.....	FD	42212	0.103	-3.7	4.1	-2.1	-4.6	4.4	-1.9
Transportation of passengers for export.....	FD	42213	0.311	-3.8	4.2	-2.1	-4.7	4.5	-2.0
Transportation and warehousing of goods for final demand.....	FD	4222	3.660	2.2	-0.4	0.6	0.2	-0.3	0.5
Transportation and warehousing of finished goods ³	FD	42221	2.368	2.0	-0.4	0.6	0.2	-0.2	0.6
Transportation and warehousing of personal consumption goods.....	FD	422211	1.908	2.0	-0.4	0.6	0.2	-0.2	0.6
Transportation and warehousing of private capital equipment.....	FD	422212	0.460	1.8	-0.4	0.6	0.2	-0.2	0.6
Transportation and warehousing of government purchased goods.....	FD	42222	0.220	1.9	-0.2	0.7	0.1	-0.4	0.4
Transportation and warehousing of exports.....	FD	42223	1.072	2.7	-0.3	0.5	0.2	-0.3	0.5
Final demand services less trade, transportation, and warehousing.....	FD	421	43.059	4.3	0.4	0.6	0.3	0.2	0.3
Finished services less trade, transportation, and warehousing ³	FD	4211	37.528	4.1	0.4	0.6	0.3	0.2	0.3
Finished consumer services less trade, transportation, and warehousing.....	FD	42111	33.067	4.3	0.5	0.5	0.2	0.2	0.3
Private capital investment services less trade, transportation, and warehousing.....	FD	42112	4.461	3.2	-0.1	1.0	0.6	0.3	0.4
Government purchased services less trade, transportation, and warehousing.....	FD	4212	2.810	4.3	0.2	0.7	0.3	0.2	0.4
Gov. purchased services less trade, transportation, and warehousing, excl. capital investment.....	FD	42121	2.647	4.4	0.2	0.7	0.2	0.2	0.4
Government purchased capital investment services less trade, transportation, and warehousing.....	FD	42122	0.163	2.8	0.4	1.0	0.9	-0.4	0.4
Services for export less trade, transportation, and warehousing.....	FD	4213	2.721	6.0	0.8	1.1	0.2	0.3	0.3
Final demand construction.....	FD	43	2.654	1.4	0.1	0.1	0.0	0.4	0.8
Construction for private capital investment.....	FD	431	1.844	1.2	0.1	0.0	0.0	0.4	0.7
Construction for government.....	FD	432	0.810	1.9	0.1	0.4	-0.1	0.3	1.0
Special Groupings of Final Demand									
Final demand less exports.....	FD	49101	86.589	2.3	0.4	0.5	0.0	0.4	0.0
Final demand less government.....	FD	49102	92.097	2.2	0.4	0.5	0.0	0.3	0.0

See footnotes at end of table.

Table 4. Producer price index percentage changes and weights for Final Demand-Intermediate Demand groupings, not seasonally adjusted — Continued
[July 2024]

Title	Commodity code		Relative Importance Dec. 2023 ¹	Unadjusted 12-month percent change ² July 2023 to July 2024 ^P	Unadjusted 1-month percent change ²				
	Group code	Item code			Feb. to Mar.	Mar. to Apr. ^P	Apr. to May ^P	May to June ^P	June to July ^P
Final demand less foods, food and nonalcoholic beverages for immediate consumption, and energy ⁵	FD	49103	88.421	2.4	0.3	0.4	0.2	0.4	-0.1
Final demand less foods and energy ⁵	FD	49104	88.850	2.4	0.3	0.5	0.2	0.4	-0.1
Final demand less foods and food and nonalcoholic beverages for immediate consumption ⁵	FD	49105	93.938	2.2	0.4	0.5	-0.1	0.3	0.0
Final demand less foods ⁵	FD	49106	94.367	2.3	0.4	0.6	0.0	0.3	0.0
Final demand less energy.....	FD	49107	94.483	2.4	0.3	0.4	0.2	0.4	-0.1
Final demand less trade services.....	FD	49108	80.805	3.0	0.4	0.5	-0.1	0.2	0.4
Final demand less distributive services ⁶	FD	49109	77.145	3.0	0.5	0.5	-0.1	0.2	0.4
Final demand goods less energy.....	FD	49111	24.645	2.0	0.2	0.2	0.2	0.1	0.1
Final demand goods less foods.....	FD	49112	24.529	1.6	0.5	0.6	-0.6	-0.2	0.7
Final demand services less trade services.....	FD	49113	47.990	3.9	0.4	0.5	0.1	0.3	0.3
Final demand distributive services ⁶	FD	49114	22.855	-0.2	-0.1	0.6	0.3	0.9	-1.2
Final demand goods plus final demand distributive services ⁶	FD	49115	53.017	0.8	0.3	0.6	-0.2	0.3	-0.2
Final demand less foods, energy, and trade services ⁵	FD	49116	69.655	3.3	0.3	0.4	0.1	0.2	0.3
Private and government purchased capital equipment.....	FD	49117	5.947	2.7	0.2	0.2	0.1	0.1	0.2
Private and government purchased capital investment services.....	FD	49118	8.308	1.0	-0.2	2.2	-0.6	1.5	-0.7
Total private and government purchased capital investment.....	FD	49119	14.255	1.7	0.0	1.1	-0.3	0.9	-0.2
Total finished ³	FD	49201	78.687	2.2	0.4	0.5	0.0	0.4	0.0
Total finished less foods, food and nonalcoholic beverages for immediate consumption, and energy ^{3, 5}	FD	49202	69.663	2.3	0.3	0.4	0.3	0.4	-0.2
Total finished less foods and energy ^{3, 5}	FD	49203	70.088	2.3	0.3	0.4	0.3	0.4	-0.2
Total finished less foods and food and nonalcoholic beverages for immediate consumption ^{3, 5}	FD	49204	73.955	2.1	0.4	0.5	0.1	0.3	-0.1
Total finished less foods ^{3, 5}	FD	49205	74.380	2.2	0.4	0.5	0.1	0.3	-0.1
Total finished less energy ³	FD	49206	74.395	2.4	0.3	0.4	0.2	0.5	-0.2
Finished goods ³	FD	49207	19.532	1.8	0.8	0.6	-0.6	-0.1	0.5
Finished goods less energy ³	FD	49208	15.240	2.5	0.2	0.1	0.0	0.3	0.1
Finished goods, excluding foods ^{3, 5}	FD	49209	15.225	1.3	0.9	0.7	-0.7	-0.3	0.6
Finished services ³	FD	49210	57.311	2.4	0.3	0.5	0.3	0.5	-0.3
Private capital investment services.....	FD	49211	7.874	1.0	-0.2	2.1	-0.6	1.5	-0.6
Finished distributive services ^{3, 6}	FD	49212	18.926	-0.6	0.0	0.5	0.5	0.9	-1.3
Finished services less trade services ³	FD	49213	40.753	3.8	0.4	0.5	0.2	0.3	0.3
Finished services less distributive services ^{3, 6}	FD	49214	38.385	4.0	0.5	0.5	0.2	0.3	0.3
Total private capital investment (goods, services, and construction).....	FD	49215	14.840	1.5	0.0	1.2	-0.3	0.9	-0.2
Finished goods plus finished distributive services ^{3, 6}	FD	49216	38.458	0.6	0.4	0.5	-0.1	0.4	-0.4
Total exports.....	FD	49301	13.411	1.9	0.1	0.7	-0.1	0.2	0.1
Goods for export.....	FD	49302	7.415	0.8	-0.1	0.4	0.2	-0.2	0.3
Services for export.....	FD	49303	5.996	3.4	0.4	1.0	-0.3	0.7	-0.1
Total government purchases.....	FD	49401	7.903	3.0	0.2	0.7	-0.8	0.4	0.6
Government purchased goods.....	FD	49402	3.215	3.0	0.1	0.5	-1.8	0.2	1.3
Government purchased services.....	FD	49403	3.878	3.3	0.2	0.9	-0.1	0.6	0.0
Total government purchased capital investment (goods, services, construction).....	FD	49404	2.069	2.6	0.1	1.0	-0.4	0.7	0.1
Government purchases, defense.....	FD	49405	2.356	3.2	-0.2	0.8	-1.0	0.2	0.5
Government purchases, non-defense.....	FD	49406	5.547	3.0	0.3	0.6	-0.7	0.5	0.7
Personal consumption.....	FD	49501	63.847	2.4	0.5	0.3	0.1	0.3	0.0
Personal consumption goods (finished consumer goods).....	FD	49502	14.410	1.5	1.0	0.7	-0.8	-0.1	0.6
Personal consumption goods less energy.....	FD	49503	10.118	2.5	0.2	0.0	0.0	0.3	0.1
Personal consumption goods less foods.....	FD	49504	10.103	0.7	1.2	1.0	-1.0	-0.5	0.9
Personal consumption nondurable goods less foods.....	FD	49508	7.814	0.6	1.5	1.3	-1.3	-0.7	1.1
Personal consumption services.....	FD	49505	49.437	2.6	0.4	0.2	0.4	0.4	-0.2
Personal consumption less trade services.....	FD	49506	50.242	3.2	0.6	0.5	-0.2	0.2	0.4
Personal consumption less distributive services ⁶	FD	49507	48.334	3.3	0.7	0.5	-0.2	0.2	0.4
Personal consumption less foods and energy.....	FD	49510	55.248	2.6	0.4	0.2	0.4	0.3	-0.2
Personal consumption less foods, energy, and trade services ⁴	FD	49511	41.643	3.7	0.4	0.4	0.1	0.3	0.2
Personal consumption less foods, energy, and distributive services ⁶	FD	49512	39.735	3.7	0.5	0.4	0.1	0.3	0.2
Personal consumption goods plus personal consumption distributive services ⁶	FD	49509	29.923	0.5	0.5	0.3	0.1	0.2	-0.3
Intermediate Demand by Commodity Type									
Processed goods									
Processed goods for intermediate demand.....	ID6	1	100.000	0.8	-0.3	0.5	-1.0	0.4	0.7
Materials and components for manufacturing.....	ID6	11	43.169	0.6	-0.4	0.4	0.2	0.1	0.1
Materials for manufacturing.....	ID6	111	26.499	0.0	-0.7	0.6	0.2	0.1	0.1
Materials for food manufacturing.....	ID6	1111	4.375	5.6	1.1	1.0	0.3	1.4	0.7
Materials for nondurable manufacturing.....	ID6	1112	11.774	1.2	0.5	1.1	-0.4	0.0	1.1
Materials for durable manufacturing.....	ID6	1113	10.350	-3.6	-2.8	-0.1	0.9	-0.3	-1.2
Components for manufacturing.....	ID6	112	16.670	1.5	0.0	0.2	0.1	0.1	0.1

See footnotes at end of table.

Table 4. Producer price index percentage changes and weights for Final Demand-Intermediate Demand groupings, not seasonally adjusted — Continued
[July 2024]

Title	Commodity code		Relative Importance Dec. 2023 ¹	Unadjusted 12-month percent change ² July 2023 to July 2024 ^P	Unadjusted 1-month percent change ²				
	Group code	Item code			Feb. to Mar.	Mar. to Apr. ^P	Apr. to May ^P	May to June ^P	June to July ^P
Components for nondurable manufacturing.....	ID6	1121	0.804	0.9	0.1	0.4	0.3	0.0	0.0
Components for durable manufacturing.....	ID6	1122	15.866	1.6	0.0	0.2	0.1	0.1	0.1
Materials and components for construction.....	ID6	12	10.782	0.9	-0.3	0.2	-0.1	-0.2	0.0
Materials for construction.....	ID6	121	4.753	1.4	0.5	0.0	-0.4	-0.2	-0.1
Components for construction.....	ID6	122	6.029	0.5	-1.0	0.4	0.2	-0.1	0.0
Processed fuels and lubricants for intermediate demand.....	ID6	13	18.656	1.9	-0.1	1.2	-5.5	1.9	3.1
Processed fuels and lubricants to manufacturing industries.....	ID6	131	4.711	1.1	-2.2	0.7	-3.9	4.4	1.7
Processed fuels and lubricants to nonmanufacturing industries.....	ID6	132	13.945	2.2	0.6	1.3	-6.1	1.1	3.5
Containers for intermediate demand.....	ID6	14	3.090	0.1	-0.3	0.4	0.5	0.2	0.6
Supplies for intermediate demand.....	ID6	15	24.303	0.3	0.0	0.4	0.2	0.1	0.1
Supplies to manufacturing industries.....	ID6	151	3.234	1.6	0.3	0.4	0.4	0.2	0.0
Supplies to nonmanufacturing industries.....	ID6	152	21.069	0.1	-0.1	0.4	0.2	0.1	0.1
Supplies to nonmanufacturing industries, feeds.....	ID6	1521	2.208	-9.5	-0.9	-0.7	0.1	0.6	-0.1
Supplies to nonmanufacturing industries, other than feeds.....	ID6	1522	18.861	1.3	0.0	0.5	0.2	0.0	0.1
Unprocessed goods									
Unprocessed goods for intermediate demand.....	ID6	2	100.000	3.2	-0.9	3.0	0.0	0.9	2.3
Unprocessed foodstuffs and feedstuffs.....	ID6	21	37.665	0.3	2.8	1.9	2.5	-0.4	0.7
Unprocessed nonfood materials.....	ID6	22	62.334	5.0	-3.0	3.7	-1.7	1.7	3.3
Unprocessed nonfood materials except fuel.....	ID6	221	51.132	5.7	1.3	4.7	-3.3	-0.6	2.4
Unprocessed nonfood materials except fuel to manufacturing industries.....	ID6	2211	48.525	5.6	1.4	4.9	-3.4	-0.7	2.5
Unprocessed nonfood materials except fuel to nonmanufacturing industries.....	ID6	2212	2.607	7.1	0.4	0.3	0.2	0.1	0.2
Unprocessed fuel.....	ID6	222	11.202	2.5	-25.2	-3.0	10.3	17.9	8.6
Unprocessed fuel to manufacturing industries.....	ID6	2221	1.016	6.9	-7.9	-1.1	2.9	4.7	1.9
Unprocessed fuel to nonmanufacturing industries.....	ID6	2222	10.186	2.2	-27.2	-3.3	11.3	19.8	9.4
Services									
Services for intermediate demand.....	ID6	3	100.000	3.3	0.2	0.4	0.1	0.4	0.1
Trade services for intermediate demand ⁶	ID6	33	18.284	1.4	0.2	-0.2	0.6	0.0	0.0
Trade services for manufacturing industries.....	ID6	331	9.046	1.3	0.2	-0.3	0.3	-0.5	0.5
Trade services for nonmanufacturing industries.....	ID6	332	9.238	1.5	0.2	-0.2	0.8	0.5	-0.5
Transportation and warehousing services for intermediate demand.....	ID6	32	14.025	3.2	0.1	0.5	0.5	0.0	0.0
Transportation of passengers for intermediate demand.....	ID6	321	1.039	-3.7	4.1	-2.1	-4.6	4.4	-1.9
Transportation of passengers for manufacturing industries.....	ID6	3211	0.124	-3.8	4.2	-2.1	-4.7	4.5	-2.0
Transportation of passengers for nonmanufacturing industries.....	ID6	3212	0.915	-3.7	4.1	-2.1	-4.6	4.4	-1.9
Transportation and warehousing of goods for intermediate demand.....	ID6	322	12.986	3.8	-0.2	0.7	0.9	-0.4	0.2
Transportation and warehousing of goods for manufacturing industries.....	ID6	3221	2.724	2.2	-0.2	0.8	0.2	-0.1	0.5
Transportation and warehousing of goods for nonmanufacturing industries.....	ID6	3222	10.262	4.2	-0.2	0.6	1.1	-0.4	0.1
Services less trade, transportation, and warehousing for intermediate demand.....	ID6	31	67.691	3.9	0.2	0.5	-0.1	0.5	0.2
Services less trade, transportation, and warehousing for manufacturing industries.....	ID6	311	2.126	4.4	0.3	0.4	0.2	0.2	0.2
Services less trade, transportation, and warehousing for nonmanufacturing industries.....	ID6	312	65.565	3.9	0.2	0.6	-0.1	0.6	0.2
Construction									
Construction for intermediate demand.....	ID6	4	100.000	4.3	0.6	2.9	0.0	0.1	0.1
Special Groupings of Intermediate Demand by Commodity Type									
Processed materials less foods and feeds.....	ID6	9111	91.107	0.7	-0.3	0.5	-1.1	0.3	0.7
Processed foods and feeds.....	ID6	9112	8.893	1.4	0.6	0.5	0.3	1.1	0.5
Processed energy goods.....	ID6	9113	18.656	1.9	-0.1	1.2	-5.5	1.9	3.1
Processed materials less energy.....	ID6	9118	81.344	0.5	-0.3	0.4	0.2	0.1	0.1
Processed materials less foods and energy.....	ID6	9115	72.451	0.4	-0.4	0.4	0.1	-0.1	0.1
Intermediate distributive services ⁷	ID6	9116	31.270	2.4	0.1	0.1	0.7	-0.1	0.1
Processed goods plus intermediate distributive services.....	ID6	9117	-	1.3	-0.2	0.4	-0.4	0.2	0.5
Unprocessed materials less agricultural products.....	ID6	9211	57.180	8.0	-3.4	4.2	-2.1	2.0	4.3
Unprocessed energy materials ⁸	ID6	9212	37.534	8.3	-5.4	6.0	-3.9	3.8	6.2
Unprocessed materials less energy.....	ID6	9213	62.466	0.3	2.1	1.3	2.2	-0.8	0.0
Unprocessed nonfood materials less energy ⁹	ID6	9216	24.801	0.4	1.0	0.4	1.7	-1.3	-1.1
Intermediate Demand by Production Flow									
Stage 4 Intermediate Demand									
Stage 4 intermediate demand.....	ID5	4	100.000	2.4	0.2	0.5	-0.1	0.4	0.3
Inputs to stage 4 goods producers.....	ID5	41	29.667	0.5	-0.2	0.4	0.3	-0.3	0.1
Goods.....	ID5	411	21.624	-0.3	-0.3	0.4	0.4	-0.1	-0.1

See footnotes at end of table.

Table 4. Producer price index percentage changes and weights for Final Demand-Intermediate Demand groupings, not seasonally adjusted — Continued
 [July 2024]

Title	Commodity code		Relative Importance Dec. 2023 ¹	Unadjusted 12-month percent change ² July 2023 to July 2024 ^P	Unadjusted 1-month percent change ²				
	Group code	Item code			Feb. to Mar.	Mar. to Apr. ^P	Apr. to May ^P	May to June ^P	June to July ^P
Foods.....	ID5	4111	2.954	-3.9	0.3	1.1	1.1	-0.2	-0.8
Energy.....	ID5	4112	0.170	-8.2	-5.0	3.0	-0.2	-1.5	0.3
Goods excluding foods and energy.....	ID5	4113	18.500	0.3	-0.3	0.2	0.3	0.0	0.1
Services.....	ID5	412	8.043	2.8	0.1	0.4	0.1	-0.8	0.6
Trade services.....	ID5	4123	6.035	2.6	0.1	0.3	0.1	-1.1	0.8
Transportation and warehousing services.....	ID5	4122	0.492	1.8	0.6	0.3	-0.6	0.6	0.0
Transportation of passengers.....	ID5	41221	0.076	-3.8	4.2	-2.1	-4.7	4.5	-2.0
Transportation and warehousing of goods.....	ID5	41222	0.416	2.9	-0.1	0.8	0.1	-0.1	0.4
Services less trade, transportation, and warehousing.....	ID5	4121	1.516	3.8	0.2	0.7	0.2	0.1	0.0
Inputs to stage 4 services producers.....	ID5	42	55.647	3.8	0.4	0.5	-0.2	0.9	0.4
Goods.....	ID5	421	13.690	1.8	0.4	0.4	-0.5	1.8	0.4
Foods.....	ID5	4211	2.275	3.0	1.7	1.2	0.5	0.5	0.5
Energy.....	ID5	4212	4.008	2.0	0.2	-0.3	-2.2	6.2	0.8
Goods excluding foods and energy.....	ID5	4213	7.407	1.3	0.0	0.6	0.2	-0.1	0.1
Services.....	ID5	422	41.904	4.5	0.4	0.6	-0.1	0.6	0.4
Trade services.....	ID5	4223	4.118	2.1	0.1	0.2	0.6	-0.2	0.4
Transportation and warehousing services.....	ID5	4222	3.751	2.4	0.6	0.3	-0.3	-0.3	-0.4
Transportation of passengers.....	ID5	42221	0.484	-3.8	4.2	-2.1	-4.6	4.5	-1.9
Transportation and warehousing of goods.....	ID5	42222	3.267	3.4	0.1	0.7	0.3	-0.9	-0.1
Services less trade, transportation, and warehousing.....	ID5	4221	34.035	5.0	0.4	0.6	-0.2	0.7	0.5
Construction.....	ID5	423	0.053	4.3	0.6	2.9	0.0	0.1	0.1
Inputs to stage 4 construction producers.....	ID5	43	14.686	0.8	0.0	0.4	-0.4	-0.3	0.2
Goods.....	ID5	431	10.699	0.8	0.0	0.6	-0.6	-0.5	0.3
Energy.....	ID5	4312	0.763	-2.6	4.3	4.9	-6.0	-4.7	4.8
Goods excluding foods and energy.....	ID5	4313	9.936	1.1	-0.4	0.2	-0.1	-0.2	-0.1
Services.....	ID5	432	3.987	0.7	0.1	0.0	0.0	0.2	-0.2
Trade services.....	ID5	4323	1.737	-1.3	0.1	-0.6	-0.2	0.3	-0.4
Transportation and warehousing services.....	ID5	4322	0.661	1.9	-0.3	0.6	0.0	-0.1	0.5
Transportation of passengers.....	ID5	43221	0.015	-3.8	4.2	-2.1	-4.7	4.5	-2.0
Transportation and warehousing of goods.....	ID5	43222	0.646	2.0	-0.4	0.7	0.1	-0.2	0.6
Services less trade, transportation, and warehousing.....	ID5	4321	1.589	2.3	0.2	0.4	0.1	0.2	-0.2
Stage 3 Intermediate Demand									
Stage 3 intermediate demand.....	ID5	3	100.000	2.2	0.0	0.6	-0.2	0.0	0.4
Inputs to stage 3 goods producers.....	ID5	31	43.622	1.3	0.3	0.6	0.6	0.1	0.3
Goods.....	ID5	311	33.726	1.5	0.3	0.9	0.8	0.1	0.3
Foods.....	ID5	3111	10.039	5.4	2.7	2.0	2.1	1.2	0.9
Energy.....	ID5	3112	1.161	-1.0	-0.4	2.8	-2.2	-0.3	2.1
Goods excluding foods and energy.....	ID5	3113	22.526	-0.2	-0.7	0.3	0.3	-0.4	-0.1
Services.....	ID5	312	9.896	0.6	0.3	-0.5	0.0	0.0	0.2
Trade services.....	ID5	3123	5.529	-0.7	0.6	-1.3	-0.1	-0.1	0.2
Transportation and warehousing services.....	ID5	3122	2.903	1.9	-0.1	0.5	0.0	0.0	0.4
Transportation of passengers.....	ID5	31221	0.148	-3.8	4.2	-2.1	-4.7	4.5	-2.0
Transportation and warehousing of goods.....	ID5	31222	2.755	2.3	-0.4	0.6	0.2	-0.2	0.6
Services less trade, transportation, and warehousing.....	ID5	3121	1.464	2.8	0.3	0.4	0.1	0.2	-0.1
Inputs to stage 3 services producers.....	ID5	32	55.201	2.9	-0.2	0.6	-0.8	-0.1	0.6
Goods.....	ID5	321	9.933	3.0	-0.6	1.4	-6.0	-1.0	3.8
Foods.....	ID5	3211	0.089	-0.5	-0.1	-0.5	0.1	-0.1	0.9
Energy.....	ID5	3212	5.844	3.8	-1.2	2.0	-10.0	-1.6	6.4
Goods excluding foods and energy.....	ID5	3213	4.000	1.9	0.3	0.5	0.2	-0.2	0.1
Services.....	ID5	322	44.663	2.8	-0.1	0.4	0.4	0.1	-0.1
Trade services.....	ID5	3223	2.808	-0.6	0.1	-0.8	1.3	1.2	-1.0
Transportation and warehousing services.....	ID5	3222	10.562	5.0	-0.1	0.5	1.6	-0.3	0.1
Transportation of passengers.....	ID5	32221	0.021	-0.2	0.2	-0.1	-0.2	0.2	-0.1
Transportation and warehousing of goods.....	ID5	32222	10.541	5.0	-0.1	0.5	1.6	-0.3	0.1
Services less trade, transportation, and warehousing.....	ID5	3221	31.293	2.4	-0.2	0.5	-0.1	0.2	-0.1
Construction.....	ID5	323	0.605	4.3	0.6	2.9	0.0	0.1	0.1
Inputs to stage 3 construction producers.....	ID5	33	1.176	1.4	0.0	1.0	-0.5	0.0	-0.3
Goods.....	ID5	331	0.571	0.9	0.4	0.9	-0.2	-0.4	-0.2
Goods excluding foods and energy.....	ID5	3313	0.571	0.9	0.4	0.9	-0.2	-0.4	-0.2
Services.....	ID5	332	0.605	1.8	-0.4	1.0	-0.8	0.4	-0.5
Trade services.....	ID5	3323	0.558	1.8	-0.5	1.1	-0.8	0.4	-0.5
Transportation and warehousing services.....	ID5	3322	0.016	3.2	-0.2	0.9	0.3	0.1	0.3
Transportation and warehousing of goods.....	ID5	33222	0.016	3.2	-0.2	0.9	0.3	0.1	0.3
Services less trade, transportation, and warehousing.....	ID5	3321	0.031	1.4	0.5	0.1	-0.4	0.3	-0.2
Stage 2 Intermediate Demand									

See footnotes at end of table.

Table 4. Producer price index percentage changes and weights for Final Demand-Intermediate Demand groupings, not seasonally adjusted — Continued
 [July 2024]

Title	Commodity code		Relative Importance Dec. 2023 ¹	Unadjusted 12-month percent change ²	Unadjusted 1-month percent change ²				
	Group code	Item code			July 2023 to July 2024 ^P	Feb. to Mar.	Mar. to Apr. ^P	Apr. to May ^P	May to June ^P
Stage 2 intermediate demand.....	ID5	2	100.000	2.8	-0.9	1.5	-0.5	0.9	0.8
Inputs to stage 2 goods producers.....	ID5	21	50.583	2.6	-1.6	2.4	-1.0	1.2	2.0
Goods.....	ID5	211	35.955	2.5	-2.4	3.1	-1.5	1.5	2.9
Foods.....	ID5	2111	4.053	-14.0	-0.3	-0.5	0.8	-0.5	-0.7
Energy.....	ID5	2112	16.236	7.9	-5.1	6.0	-3.9	3.4	5.9
Goods excluding foods and energy.....	ID5	2113	15.666	1.4	-0.1	1.0	0.6	0.1	0.5
Services.....	ID5	212	14.340	2.8	0.4	0.6	0.2	0.6	0.0
Trade services.....	ID5	2123	5.608	3.3	1.1	0.3	0.8	0.9	0.1
Transportation and warehousing services.....	ID5	2122	4.804	2.4	0.0	1.0	0.2	0.2	0.4
Transportation of passengers.....	ID5	21221	0.178	-3.6	4.0	-2.0	-4.5	4.3	-1.9
Transportation and warehousing of goods.....	ID5	21222	4.626	2.6	-0.1	1.1	0.4	0.0	0.5
Services less trade, transportation, and warehousing.....	ID5	2121	3.928	2.6	-0.2	0.5	-0.5	0.5	-0.6
Construction.....	ID5	213	0.288	4.3	0.6	2.9	0.0	0.1	0.1
Inputs to stage 2 services producers.....	ID5	22	49.417	3.0	-0.1	0.5	0.1	0.6	-0.4
Goods.....	ID5	221	5.237	0.2	-0.2	0.5	-0.2	0.0	0.5
Foods.....	ID5	2211	0.050	-2.9	0.1	-0.8	0.1	0.3	0.4
Energy.....	ID5	2212	0.321	0.8	-0.7	1.0	-7.2	-1.2	4.7
Goods excluding foods and energy.....	ID5	2213	4.866	0.2	-0.2	0.5	0.3	0.1	0.2
Services.....	ID5	222	43.217	3.3	-0.1	0.5	0.1	0.6	-0.5
Trade services.....	ID5	2223	2.365	3.8	0.5	-2.9	4.3	1.3	-1.9
Transportation and warehousing services.....	ID5	2222	2.944	5.6	-0.5	0.9	3.2	0.5	-0.4
Transportation of passengers.....	ID5	22221	0.414	-3.8	4.2	-2.1	-4.6	4.5	-1.9
Transportation and warehousing of goods.....	ID5	22222	2.530	7.3	-1.2	1.4	4.5	-0.1	-0.2
Services less trade, transportation, and warehousing.....	ID5	2221	37.908	3.1	-0.2	0.6	-0.4	0.6	-0.4
Construction.....	ID5	223	0.963	4.3	0.6	2.9	0.0	0.1	0.1
Stage 1 Intermediate Demand									
Stage 1 intermediate demand.....	ID5	1	100.000	1.6	0.0	0.3	-0.5	0.4	0.5
Inputs to stage 1 goods producers.....	ID5	11	32.332	-1.3	-0.9	0.2	0.1	0.0	0.0
Goods.....	ID5	111	23.262	-2.2	-1.4	0.4	0.1	-0.1	-0.1
Foods.....	ID5	1111	2.768	-12.8	0.6	0.6	2.8	-0.7	-3.4
Energy.....	ID5	1112	3.428	-0.3	-2.8	0.2	-2.7	1.5	1.9
Goods excluding foods and energy.....	ID5	1113	17.066	-0.8	-1.4	0.4	0.2	-0.3	0.1
Services.....	ID5	112	9.069	1.1	0.2	-0.3	0.2	0.1	0.3
Trade services.....	ID5	1123	5.496	-0.4	0.1	-1.1	0.4	-0.1	0.4
Transportation and warehousing services.....	ID5	1122	0.607	0.8	0.6	0.5	-0.4	0.9	-0.4
Transportation of passengers.....	ID5	11221	0.104	-3.8	4.2	-2.1	-4.7	4.5	-2.0
Transportation and warehousing of goods.....	ID5	11222	0.503	1.8	-0.2	1.0	0.5	0.2	0.0
Services less trade, transportation, and warehousing.....	ID5	1121	2.966	4.1	0.2	1.0	0.1	0.3	0.2
Construction.....	ID5	113	0.001	4.3	0.6	2.9	0.0	0.1	0.1
Inputs to stage 1 services producers.....	ID5	12	54.779	3.4	0.5	0.4	-0.7	0.9	0.8
Goods.....	ID5	121	16.052	2.0	0.0	0.7	-2.4	0.6	1.3
Foods.....	ID5	1211	0.064	13.1	-4.0	1.1	-6.1	7.4	5.0
Energy.....	ID5	1212	4.999	3.1	0.1	1.4	-7.7	1.9	4.0
Goods excluding foods and energy.....	ID5	1213	10.989	1.5	0.0	0.3	0.2	0.0	0.1
Services.....	ID5	122	38.724	3.9	0.8	0.2	0.1	1.0	0.6
Trade services.....	ID5	1223	3.825	0.2	-0.1	-0.6	1.0	0.2	-0.5
Transportation and warehousing services.....	ID5	1222	4.432	1.3	1.1	-0.5	-1.2	1.1	-0.4
Transportation of passengers.....	ID5	12221	1.355	-3.8	4.2	-2.1	-4.7	4.5	-2.0
Transportation and warehousing of goods.....	ID5	12222	3.077	3.6	-0.2	0.3	0.3	-0.3	0.2
Services less trade, transportation, and warehousing.....	ID5	1221	30.467	4.8	0.8	0.4	0.2	1.0	0.8
Construction.....	ID5	123	0.003	4.3	0.6	2.9	0.0	0.1	0.1
Inputs to stage 1 construction producers.....	ID5	13	12.891	2.0	-0.2	0.3	-1.1	-0.2	0.4
Goods.....	ID5	131	9.196	2.1	-0.1	0.2	-1.3	-0.3	0.6
Energy.....	ID5	1312	0.752	4.1	-1.0	3.0	-15.3	-2.5	8.5
Goods excluding foods and energy.....	ID5	1313	8.444	1.9	-0.1	-0.1	0.1	-0.1	0.0
Services.....	ID5	132	3.695	1.7	-0.3	0.7	-0.4	0.1	-0.3
Trade services.....	ID5	1323	2.816	1.6	-0.3	0.7	-0.6	0.2	-0.6
Transportation and warehousing services.....	ID5	1322	0.783	1.6	-0.4	0.6	0.2	-0.3	0.6
Transportation and warehousing of goods.....	ID5	13222	0.783	1.6	-0.4	0.6	0.2	-0.3	0.6
Services less trade, transportation, and warehousing.....	ID5	1321	0.096	2.9	0.7	0.5	0.1	0.3	-0.1
Special Groupings of Intermediate Demand by Production Flow									
Total goods inputs to stage 4 intermediate demand.....	ID5	9411	46.013	0.6	0.0	0.4	-0.1	0.4	0.2
Total services inputs to stage 4 intermediate demand.....	ID5	9412	53.934	3.9	0.3	0.5	-0.1	0.3	0.4
Total construction inputs to stage 4 intermediate demand.....	ID5	9413	0.053	4.3	0.6	2.9	0.0	0.1	0.1
Total foods inputs to stage 4 intermediate demand.....	ID5	9414	5.229	-0.9	0.9	1.1	0.9	0.1	-0.2

See footnotes at end of table.

Table 4. Producer price index percentage changes and weights for Final Demand-Intermediate Demand groupings, not seasonally adjusted — Continued
 [July 2024]

Title	Commodity code		Relative Importance Dec. 2023 ¹	Unadjusted 12-month percent change ²	Unadjusted 1-month percent change ²				
	Group code	Item code			July 2023 to July 2024 ^p	Feb. to Mar.	Mar. to Apr. ^p	Apr. to May ^p	May to June ^p
Total energy goods inputs to stage 4 intermediate demand.....	ID5	9415	4.941	0.9	0.7	0.7	-2.8	4.1	1.4
Total goods less foods and energy inputs to stage 4 intermediate demand.	ID5	9416	35.843	0.7	-0.3	0.3	0.2	-0.1	0.0
Total goods inputs to stage 3 intermediate demand.....	ID5	9311	44.230	1.8	0.1	1.0	-0.8	-0.2	1.0
Total services inputs to stage 3 intermediate demand.....	ID5	9312	55.164	2.4	0.0	0.2	0.3	0.1	0.0
Total construction inputs to stage 3 intermediate demand.....	ID5	9313	0.605	4.3	0.6	2.9	0.0	0.1	0.1
Total foods inputs to stage 3 intermediate demand.....	ID5	9314	10.128	5.4	2.7	2.0	2.1	1.2	0.9
Total energy goods inputs to stage 3 intermediate demand.....	ID5	9315	7.005	3.0	-1.0	2.2	-8.8	-1.4	5.7
Total goods less foods and energy inputs to stage 3 intermediate demand.	ID5	9316	27.097	0.1	-0.5	0.3	0.2	-0.4	0.0
Total goods inputs to stage 2 intermediate demand.....	ID5	9211	41.192	2.2	-2.2	2.8	-1.3	1.3	2.6
Total services inputs to stage 2 intermediate demand.....	ID5	9212	57.557	3.2	0.0	0.5	0.1	0.6	-0.4
Total construction inputs to stage 2 intermediate demand.....	ID5	9213	1.251	4.3	0.6	2.9	0.0	0.1	0.1
Total foods inputs to stage 2 intermediate demand.....	ID5	9214	4.103	-13.9	-0.3	-0.5	0.8	-0.5	-0.7
Total energy goods inputs to stage 2 intermediate demand.....	ID5	9215	16.557	7.8	-5.0	5.9	-4.0	3.3	5.9
Total goods less foods and energy inputs to stage 2 intermediate demand.	ID5	9216	20.532	1.1	-0.1	0.9	0.5	0.1	0.5
Total goods inputs to stage 1 intermediate demand.....	ID5	9111	48.510	0.0	-0.7	0.4	-1.0	0.1	0.5
Total services inputs to stage 1 intermediate demand.....	ID5	9112	51.488	3.3	0.6	0.2	0.1	0.7	0.5
Total construction inputs to stage 1 intermediate demand.....	ID5	9117	0.004	4.3	0.6	2.9	0.0	0.1	0.1
Total foods inputs to stage 1 intermediate demand.....	ID5	9114	2.832	-12.2	0.5	0.6	2.5	-0.5	-3.2
Total energy goods inputs to stage 1 intermediate demand.....	ID5	9115	9.179	1.9	-1.1	1.1	-6.6	1.4	3.6
Total goods less foods and energy inputs to stage 1 intermediate demand.	ID5	9116	36.499	0.5	-0.7	0.3	0.2	-0.2	0.1

¹ Comprehensive relative importance figures are initially computed after the publication of December indexes and are recalculated after final December indexes are available. Individual items and subtotals may not add exactly to totals because of rounding differences.

² All indexes are subject to revision for 4 months after their originally scheduled publication to incorporate late reports and corrections by survey respondents. In addition, seasonally adjusted indexes are subject to change for up to 5 years due to the recalculation of seasonal factors published each January.

³ PPI defines Total finished as including only the personal consumption and private capital investment portions of final demand.

⁴ Trade indexes measure changes in margins received by wholesalers and retailers.

⁵ The PPI definition of foods does not include food and beverages for immediate consumption. PPI defines food and beverages for immediate consumption as the service of preparing meals, snacks, and beverages to customer order for immediate on-premises and off-premises consumption.

⁶ Distributive services include transportation, warehousing, and trade of goods.

⁷ Includes intermediate trade, transportation, and warehousing services.

⁸ Includes crude petroleum.

⁹ Excludes crude petroleum.

^p Preliminary

"/" Data not available.

Table 5. Producer price indexes for Final Demand-Intermediate Demand groupings, not seasonally adjusted
 [July 2024, Index base Nov. 2009=100, unless otherwise indicated]

Title	Other index base	Commodity code		Unadjusted index ¹				
		Group code	Item code	Mar. 2024	Apr. 2024 ^P	May 2024 ^P	June 2024 ^P	July 2024 ^P
Final Demand								
Final demand.....		FD	4	143.784	144.555	144.514	145.017	145.062
Final demand goods.....		FD	41	144.301	145.056	144.286	144.159	144.955
Final demand foods.....		FD	411	151.967	151.950	151.811	152.749	152.675
Finished consumer foods ²	00/82	FD	4111	271.952	271.782	270.746	273.005	273.196
Finished consumer foods, crude.....	00/82	FD	411113	282.505	270.617	249.381	262.835	256.648
Finished consumer foods, processed.....	00/82	FD	411112	269.766	270.713	271.607	272.796	273.590
Government purchased foods.....		FD	4112	156.939	157.666	157.976	159.925	161.114
Foods for export.....		FD	4113	142.746	142.781	144.497	143.466	142.030
Final demand energy.....		FD	412	143.075	145.893	141.050	139.610	142.935
Finished consumer energy goods ²	00/82	FD	4121	225.350	230.230	224.123	221.505	225.704
Government purchased energy.....		FD	4122	150.772	152.211	142.203	142.219	148.208
Energy for export.....		FD	4123	130.674	133.155	127.745	125.910	131.284
Final demand goods less foods and energy.....		FD	413	142.656	142.983	143.309	143.293	143.544
Finished goods less foods and energy ²	00/82	FD	4131	251.629	251.956	252.511	252.573	252.878
Finished consumer goods less foods and energy.....	00/82	FD	41311	278.831	279.144	279.939	279.886	280.164
Nondurable consumer goods less foods and energy.....	00/82	FD	413111	363.074	363.566	365.218	365.092	365.316
Durable consumer goods.....	00/82	FD	413112	192.705	192.852	192.894	192.904	193.209
Private capital equipment.....	00/82	FD	41312	216.744	217.068	217.389	217.548	217.864
Private capital equipment for manufacturing industries.....	00/82	FD	413121	234.221	234.625	235.469	235.625	236.061
Private capital equipment for nonmanufacturing industries.....	00/82	FD	413122	211.522	211.822	211.990	212.149	212.430
Government purchased goods, excluding foods and energy.....		FD	4132	139.178	139.512	139.465	139.517	139.873
Government purchased goods excluding foods, energy, and capital equipment.....		FD	41321	146.951	147.346	147.185	147.111	147.551
Government purchased capital equipment.....		FD	41322	127.293	127.547	127.638	127.841	128.089
Goods for export, excluding foods and energy.....		FD	4133	137.998	138.558	139.008	138.883	139.227
Final demand services.....		FD	42	142.445	143.239	143.524	144.307	143.971
Final demand trade services ³		FD	423	150.773	151.733	152.306	154.036	151.751
Trade of finished goods ²		FD	4231	148.769	149.452	150.280	151.907	149.510
Trade of personal consumption goods.....		FD	42311	149.174	148.735	150.575	151.427	149.278
Trade of private capital equipment.....		FD	42312	145.288	150.931	147.269	152.378	148.889
Trade of government purchased goods.....		FD	4232	164.035	167.143	165.943	169.262	167.010
Trade of government purchased goods, excluding capital equipment.....		FD	42321	170.519	170.659	172.446	173.391	172.900
Trade of government purchased capital equipment.....		FD	42322	152.772	160.286	154.636	161.585	156.639
Trade of exports.....		FD	4233	164.607	167.368	166.200	168.294	167.068
Final demand transportation and warehousing services.....		FD	422	151.241	151.016	149.402	150.793	150.638
Transportation of passengers for final demand.....		FD	4221	142.234	139.218	132.771	138.700	136.007
Transportation of private passengers.....		FD	42211	142.222	139.212	132.778	138.695	136.008
Transportation of government passengers.....		FD	42212	141.940	138.958	132.583	138.446	135.783
Transportation of passengers for export.....		FD	42213	142.295	139.252	132.749	138.730	136.014
Transportation and warehousing of goods for final demand.....		FD	4222	153.923	154.789	155.070	154.679	155.517
Transportation and warehousing of finished goods ²		FD	42221	151.540	152.417	152.684	152.321	153.178
Transportation and warehousing of personal consumption goods.....		FD	422211	152.205	153.068	153.332	152.969	153.818
Transportation and warehousing of private capital equipment.....		FD	422212	148.843	149.779	150.053	149.692	150.585
Transportation and warehousing of government purchased goods.....		FD	42222	153.041	154.114	154.269	153.700	154.367
Transportation and warehousing of exports.....		FD	42223	160.762	161.565	161.908	161.487	162.322
Final demand services less trade, transportation, and warehousing.....		FD	421	137.541	138.370	138.736	139.072	139.499
Finished services less trade, transportation, and warehousing ²		FD	4211	137.707	138.474	138.849	139.187	139.604
Finished consumer services less trade, transportation, and warehousing.....		FD	42111	137.373	138.051	138.359	138.683	139.082
Private capital investment services less trade, transportation, and warehousing.....		FD	42112	141.457	142.921	143.831	144.282	144.842
Government purchased services less trade, transportation, and warehousing.....		FD	4212	128.147	129.100	129.443	129.638	130.157
Gov. purchased services less trade, transportation, and warehousing, excl. capital investment.....		FD	42121	128.925	129.863	130.159	130.396	130.918
Government purchased capital investment services less trade, transportation, and warehousing.....		FD	42122	110.853	111.992	112.980	112.568	113.013
Services for export less trade, transportation, and warehousing.....		FD	4213	146.748	148.346	148.601	149.078	149.548
Final demand construction.....		FD	43	174.820	175.072	175.014	175.670	177.036
Construction for private capital investment.....		FD	431	178.907	178.928	178.930	179.684	180.870
Construction for government.....		FD	432	167.222	167.967	167.779	168.231	169.992
Final Demand Special Groupings								
Final demand less exports.....	04/10	FD	49101	141.526	142.251	142.215	142.745	142.768
Final demand less government.....	04/10	FD	49102	141.791	142.535	142.585	143.077	143.046
Final demand less foods, food and nonalcoholic beverages for immediate consumption, and energy ¹	04/10	FD	49103	141.876	142.509	142.759	143.373	143.162
Final demand less foods and energy ⁴	04/10	FD	49104	141.588	142.261	142.543	143.144	142.977
Final demand less foods and food and nonalcoholic beverages for immediate consumption ⁴	04/10	FD	49105	141.515	142.289	142.204	142.681	142.703

See footnotes at end of table.

Table 5. Producer price indexes for Final Demand-Intermediate Demand groupings, not seasonally adjusted — Continued

[July 2024, Index base Nov. 2009=100, unless otherwise indicated]

Title	Other index base	Commodity code		Unadjusted index ¹				
		Group code	Item code	Mar. 2024	Apr. 2024 ^P	May 2024 ^P	June 2024 ^P	July 2024 ^P
Final demand less foods ⁴	04/10	FD	49106	141.195	141.998	141.962	142.434	142.485
Final demand less energy.....	04/10	FD	49107	141.921	142.554	142.812	143.431	143.270
Final demand less trade services.....	01/10	FD	49108	140.460	141.180	141.005	141.236	141.786
Final demand less distributive services ⁵	01/10	FD	49109	140.050	140.765	140.570	140.828	141.366
Final demand goods less energy.....	01/10	FD	49111	143.167	143.416	143.637	143.829	144.007
Final demand goods less foods.....	04/10	FD	49112	139.576	140.476	139.591	139.244	140.205
Final demand services less trade services.....	04/10	FD	49113	137.618	138.342	138.519	138.951	139.320
Final demand distributive services ⁵	04/10	FD	49114	148.213	149.139	149.656	151.024	149.266
Final demand goods plus final demand distributive services ⁵	04/10	FD	49115	143.835	144.651	144.425	144.916	144.648
Final demand less foods, energy, and trade services ⁴	08/13	FD	49116	131.184	131.750	131.946	132.245	132.589
Private and government purchased capital equipment.....	08/13	FD	49117	130.894	131.099	131.279	131.391	131.591
Private and government purchased capital investment services.....	08/13	FD	49118	132.582	135.458	134.579	136.659	135.701
Total private and government purchased capital investment.....	08/13	FD	49119	134.818	136.356	135.977	137.133	136.893
Total finished ²	01/10	FD	49201	142.535	143.242	143.313	143.845	143.778
Total finished less foods, food and nonalcoholic beverages for immediate consumption, and energy ^{2, 4}	12/10	FD	49202	141.252	141.847	142.224	142.855	142.593
Total finished less foods and energy ^{2, 4}	01/10	FD	49203	142.127	142.724	143.094	143.730	143.470
Total finished less foods and food and nonalcoholic beverages for immediate consumption ^{2, 4}	12/10	FD	49204	140.551	141.298	141.410	141.895	141.817
Total finished less foods ^{2, 4}	01/10	FD	49205	141.985	142.736	142.843	143.334	143.257
Total finished less energy ²	01/10	FD	49206	142.713	143.272	143.590	144.260	144.021
Finished goods ²	00/82	FD	49207	258.580	260.037	258.495	258.300	259.637
Finished goods less energy ²	00/82	FD	49208	256.226	256.418	256.541	257.197	257.471
Finished goods, excluding foods ^{2, 4}	00/82	FD	49209	254.391	256.272	254.601	253.759	255.395
Finished services ²	01/10	FD	49210	140.642	141.329	141.717	142.462	142.083
Private capital investment services.....	04/10	FD	49211	142.579	145.565	144.730	146.871	145.937
Finished distributive services ^{2, 5}	04/10	FD	49212	146.038	146.731	147.474	148.828	146.872
Finished services less trade services ²	04/10	FD	49213	137.411	138.099	138.323	138.739	139.110
Finished services less distributive services ^{2, 5}	04/10	FD	49214	136.906	137.585	137.807	138.266	138.612
Total private capital investment (goods, services, and construction).....	04/10	FD	49215	142.694	144.351	143.983	145.227	144.922
Finished goods plus finished distributive services ²	04/10	FD	49216	145.052	145.806	145.719	146.311	145.762
Total exports.....	04/10	FD	49301	141.097	142.074	141.998	142.273	142.450
Goods for export.....	00/82	FD	49302	231.646	232.668	233.105	232.553	233.265
Services for export.....	04/10	FD	49303	154.041	155.580	155.043	156.159	156.009
Total government purchases.....	04/10	FD	49401	138.661	139.586	138.518	139.058	139.955
Government purchased goods.....	00/82	FD	49402	234.195	235.272	231.108	231.532	234.605
Government purchased services.....	04/10	FD	49403	135.968	137.172	137.087	137.889	137.894
Total government purchased capital investment (goods, services, construction).....	08/13	FD	49404	133.676	135.009	134.413	135.421	135.528
Government purchases, defense.....	05/15	FD	49405	125.473	126.457	125.149	125.423	126.038
Government purchases, non-defense.....	05/15	FD	49406	132.976	133.800	132.919	133.531	134.483
Personal consumption.....	01/10	FD	49501	142.416	142.906	143.077	143.451	143.435
Personal consumption goods (finished consumer goods).....	00/82	FD	49502	276.300	278.252	275.893	275.544	277.326
Personal consumption goods less energy.....	00/82	FD	49503	276.433	276.536	276.530	277.492	277.732
Personal consumption goods less foods.....	00/82	FD	49504	276.205	279.047	276.142	274.681	277.130
Personal consumption nondurable goods less foods.....	00/82	FD	49508	312.727	316.772	312.550	310.431	313.838
Personal consumption services.....	04/10	FD	49505	139.817	140.147	140.723	141.253	140.960
Personal consumption less trade services.....	04/10	FD	49506	140.129	140.848	140.603	140.856	141.370
Personal consumption less distributive services ⁵	04/10	FD	49507	139.928	140.644	140.381	140.656	141.158
Personal consumption less foods and energy.....	04/14	FD	49510	130.962	131.254	131.775	132.217	131.986
Personal consumption less foods, energy, and trade services ³	04/14	FD	49511	128.935	129.438	129.605	129.943	130.239
Personal consumption less foods, energy, and distributive services ⁵	04/14	FD	49512	129.009	129.501	129.665	130.034	130.311
Personal consumption goods plus personal consumption distributive services ⁵	08/13	FD	49509	133.593	133.928	134.118	134.354	133.969
Intermediate Demand by Commodity Type								
Processed goods								
Processed goods for intermediate demand.....	00/82	ID6	1	255.856	257.241	254.776	255.810	257.500
Materials and components for manufacturing.....	00/82	ID6	11	232.515	233.542	233.936	234.137	234.402
Materials for manufacturing.....		ID6	111	143.167	144.029	144.327	144.451	144.643
Materials for food manufacturing.....	00/82	ID6	1111	251.001	253.515	254.205	257.767	259.670
Materials for nondurable manufacturing.....	00/82	ID6	1112	260.222	262.990	261.934	261.822	264.690
Materials for durable manufacturing.....	00/82	ID6	1113	276.727	276.473	278.896	277.979	274.579
Components for manufacturing.....	00/82	ID6	112	189.837	190.192	190.396	190.560	190.715
Components for nondurable manufacturing.....		ID6	1121	146.244	146.893	147.296	147.244	147.192
Components for durable manufacturing.....		ID6	1122	134.044	134.276	134.410	134.533	134.651
Materials and components for construction.....	00/82	ID6	12	354.714	355.455	355.245	354.693	354.535
Materials for construction.....		ID6	121	170.944	170.997	170.308	169.979	169.813
Components for construction.....		ID6	122	178.416	179.047	179.438	179.214	179.210
Processed fuels and lubricants for intermediate demand.....	00/82	ID6	13	245.691	248.574	234.809	239.314	246.638
Processed fuels and lubricants to manufacturing industries.....	00/82	ID6	131	246.975	248.696	238.973	249.408	253.762

See footnotes at end of table.

Table 5. Producer price indexes for Final Demand-Intermediate Demand groupings, not seasonally adjusted — Continued

[July 2024, Index base Nov. 2009=100, unless otherwise indicated]

Title	Other index base	Commodity code		Unadjusted index ¹				
		Group code	Item code	Mar. 2024	Apr. 2024 ^P	May 2024 ^P	June 2024 ^P	July 2024 ^P
Processed fuels and lubricants to nonmanufacturing industries.....	00/82	ID6	132	245.574	248.829	233.769	236.409	244.678
Containers for intermediate demand.....	00/82	ID6	14	304.143	305.274	306.650	307.254	309.176
Supplies for intermediate demand.....	00/82	ID6	15	250.047	250.993	251.452	251.710	251.953
Supplies to manufacturing industries.....	00/82	ID6	151	247.541	248.577	249.511	249.936	249.947
Supplies to nonmanufacturing industries.....	00/82	ID6	152	248.451	249.376	249.757	249.987	250.265
Supplies to nonmanufacturing industries, feeds.....	00/82	ID6	1521	216.637	215.074	215.283	216.485	216.320
Supplies to nonmanufacturing industries, other than feeds.....	00/82	ID6	1522	254.584	255.840	256.246	256.353	256.689
Unprocessed goods								
Unprocessed goods for intermediate demand.....	00/82	ID6	2	242.575	249.866	249.762	251.935	257.685
Unprocessed foodstuffs and feedstuffs.....	00/82	ID6	21	217.494	221.662	227.305	226.309	227.792
Unprocessed nonfood materials.....	00/82	ID6	22	250.249	259.501	255.205	259.586	268.187
Unprocessed nonfood materials except fuel.....	00/82	ID6	221	328.708	344.070	332.873	330.770	338.720
Unprocessed nonfood materials except fuel to manufacturing industries.....	00/82	ID6	2211	303.110	317.975	307.074	305.009	312.695
Unprocessed nonfood materials except fuel to nonmanufacturing industries.....	00/82	ID6	2212	371.741	372.889	373.575	374.083	374.910
Unprocessed fuel.....	00/82	ID6	222	89.950	87.208	96.164	113.359	123.097
Unprocessed fuel to manufacturing industries.....	00/82	ID6	2221	214.021	211.761	217.977	228.182	232.510
Unprocessed fuel to nonmanufacturing industries.....	00/82	ID6	2222	85.524	82.676	92.042	110.228	120.615
Services								
Services for intermediate demand.....		ID6	3	149.827	150.416	150.551	151.115	151.304
Trade services for intermediate demand ⁵		ID6	33	175.333	174.905	175.883	175.953	175.976
Trade services for manufacturing industries.....	12/12	ID6	331	160.305	159.780	160.251	159.497	160.296
Trade services for nonmanufacturing industries.....	12/12	ID6	332	155.914	155.662	156.933	157.777	157.055
Transportation and warehousing services for intermediate demand.....		ID6	32	159.149	159.882	160.668	160.640	160.720
Transportation of passengers for intermediate demand.....		ID6	321	142.002	139.020	132.647	138.508	135.846
Transportation of passengers for manufacturing industries.....		ID6	3211	142.267	139.226	132.728	138.705	135.990
Transportation of passengers for nonmanufacturing industries.....		ID6	3212	142.032	139.057	132.698	138.546	135.890
Transportation and warehousing of goods for intermediate demand.....		ID6	322	161.083	162.164	163.621	163.043	163.380
Transportation and warehousing of goods for manufacturing industries.....	12/12	ID6	3221	129.904	130.964	131.220	131.047	131.738
Transportation and warehousing of goods for nonmanufacturing industries.....	12/12	ID6	3222	145.044	145.963	147.541	146.935	147.117
Services less trade, transportation, and warehousing for intermediate demand.....		ID6	31	141.214	141.987	141.822	142.594	142.837
Services less trade, transportation, and warehousing for manufacturing industries.....		ID6	311	133.185	133.709	133.921	134.195	134.405
Services less trade, transportation, and warehousing for nonmanufacturing industries.....		ID6	312	141.469	142.249	142.072	142.861	143.104
Construction								
Construction for intermediate demand.....		ID6	4	147.376	151.679	151.680	151.840	151.935
Intermediate Demand by Commodity Type Special Groupings								
Processed materials less foods and feeds.....	00/82	ID6	9111	257.419	258.824	256.036	256.913	258.652
Processed foods and feeds.....	00/82	ID6	9112	240.817	242.018	242.721	245.307	246.515
Processed energy goods.....	00/82	ID6	9113	246.831	249.728	235.899	240.431	247.786
Processed materials less energy.....	00/82	ID6	9118	255.034	256.027	256.419	256.580	256.854
Processed materials less foods and energy.....	00/82	ID6	9115	256.374	257.338	257.689	257.540	257.693
Intermediate distributive services ⁶	04/10	ID6	9116	166.647	166.880	168.052	167.839	167.999
Processed goods plus intermediate distributive services.....	04/10	ID6	9117	146.519	147.132	146.470	146.823	147.536
Unprocessed materials less agricultural products.....	00/82	ID6	9211	256.796	267.621	262.097	267.376	278.977
Unprocessed energy materials ⁷	00/82	ID6	9212	187.409	198.567	190.906	198.217	210.463
Unprocessed materials less energy.....	00/82	ID6	9213	272.056	275.651	281.765	279.575	279.506
Unprocessed nonfood materials less energy ⁸	00/82	ID6	9216	434.879	436.597	444.016	438.231	433.389
Intermediate Demand by Production Flow								
Stage 4 Intermediate Demand								
Stage 4 intermediate demand.....		ID5	4	150.597	151.303	151.168	151.708	152.169
Inputs to stage 4 goods producers.....		ID5	41	145.972	146.497	146.962	146.581	146.769
Goods.....		ID5	411	138.149	138.638	139.193	139.089	139.013
Foods.....		ID5	4111	139.449	141.039	142.591	142.360	141.220
Energy.....		ID5	4112	131.257	135.191	134.937	132.938	133.368
Goods excluding foods and energy.....		ID5	4113	138.122	138.411	138.821	138.755	138.837
Services.....		ID5	412	172.012	172.658	172.825	171.526	172.585
Trade services.....		ID5	4123	184.218	184.767	185.015	183.031	184.516
Transportation and warehousing services.....		ID5	4122	136.989	137.422	136.562	137.385	137.450
Transportation of passengers.....		ID5	41221	142.294	139.251	132.748	138.729	136.013
Transportation and warehousing of goods.....		ID5	41222	145.021	146.163	146.352	146.222	146.835
Services less trade, transportation, and warehousing.....		ID5	4121	133.931	134.863	135.108	135.223	135.280
Inputs to stage 4 services producers.....		ID5	42	149.308	150.101	149.777	151.077	151.725

See footnotes at end of table.

Table 5. Producer price indexes for Final Demand-Intermediate Demand groupings, not seasonally adjusted — Continued

[July 2024, Index base Nov. 2009=100, unless otherwise indicated]

Title	Other index base	Commodity code		Unadjusted index ¹				
		Group code	Item code	Mar. 2024	Apr. 2024 ^P	May 2024 ^P	June 2024 ^P	July 2024 ^P
Goods.....		ID5	421	146.527	147.165	146.442	149.113	149.688
Foods.....		ID5	4211	148.216	149.925	150.745	151.497	152.199
Energy.....		ID5	4212	141.333	140.973	137.823	146.417	147.642
Goods excluding foods and energy.....		ID5	4213	148.179	149.066	149.291	149.120	149.276
Services.....		ID5	422	150.013	150.852	150.660	151.505	152.177
Trade services.....		ID5	4223	164.505	164.893	165.895	165.627	166.216
Transportation and warehousing services.....		ID5	4222	156.227	156.754	156.279	155.848	155.278
Transportation of passengers.....		ID5	42221	141.709	138.696	132.256	138.179	135.489
Transportation and warehousing of goods.....		ID5	42222	159.346	160.475	161.009	159.501	159.287
Services less trade, transportation, and warehousing.....		ID5	4221	146.742	147.656	147.367	148.458	149.264
Construction.....		ID5	423	147.376	151.679	151.680	151.840	151.935
Inputs to stage 4 construction producers.....		ID5	43	163.741	164.474	163.795	163.227	163.516
Goods.....		ID5	431	168.329	169.334	168.394	167.493	167.997
Energy.....		ID5	4312	152.545	159.950	150.422	143.324	150.227
Goods excluding foods and energy.....		ID5	4313	173.772	174.157	174.060	173.759	173.633
Services.....		ID5	432	151.962	152.015	151.986	152.253	152.004
Trade services.....		ID5	4323	169.600	168.636	168.351	168.863	168.130
Transportation and warehousing services.....		ID5	4322	145.812	146.694	146.748	146.574	147.331
Transportation of passengers.....		ID5	43221	148.313	145.148	138.382	144.604	141.779
Transportation and warehousing of goods.....		ID5	43222	146.526	147.511	147.729	147.400	148.247
Services less trade, transportation, and warehousing.....		ID5	4321	133.807	134.393	134.546	134.763	134.550
Stage 3 Intermediate Demand								
Stage 3 intermediate demand.....		ID5	3	147.364	148.247	147.937	147.902	148.545
Inputs to stage 3 goods producers.....		ID5	31	154.520	155.408	156.312	156.396	156.839
Goods.....		ID5	311	149.496	150.803	151.937	152.055	152.501
Foods.....		ID5	3111	162.301	165.546	169.006	171.031	172.510
Energy.....		ID5	3112	130.836	134.505	131.503	131.123	133.861
Goods excluding foods and energy.....		ID5	3113	149.310	149.688	150.100	149.456	149.351
Services.....		ID5	312	163.492	162.703	162.663	162.612	163.014
Trade services.....		ID5	3123	170.346	168.210	168.109	167.927	168.341
Transportation and warehousing services.....		ID5	3122	149.132	149.874	149.840	149.863	150.527
Transportation of passengers.....		ID5	31221	151.499	148.261	141.341	147.705	144.815
Transportation and warehousing of goods.....		ID5	31222	148.792	149.752	150.097	149.771	150.630
Services less trade, transportation, and warehousing.....		ID5	3121	137.399	137.988	138.125	138.340	138.157
Inputs to stage 3 services producers.....		ID5	32	140.882	141.743	140.569	140.447	141.251
Goods.....		ID5	321	126.527	128.333	120.634	119.400	123.888
Foods.....		ID5	3211	154.093	153.268	153.451	153.229	154.547
Energy.....		ID5	3212	126.035	128.602	115.774	113.938	121.251
Goods excluding foods and energy.....		ID5	3213	137.093	137.809	138.017	137.676	137.838
Services.....		ID5	322	144.487	145.053	145.583	145.749	145.593
Trade services.....		ID5	3223	196.501	194.838	197.377	199.728	197.777
Transportation and warehousing services.....		ID5	3222	168.258	169.093	171.730	171.230	171.413
Transportation of passengers.....		ID5	32221	104.656	104.536	104.279	104.515	104.408
Transportation and warehousing of goods.....		ID5	32222	168.789	169.628	172.280	171.776	171.961
Services less trade, transportation, and warehousing.....		ID5	3221	135.344	135.972	135.805	136.025	135.883
Construction.....		ID5	323	147.376	151.679	151.680	151.840	151.935
Inputs to stage 3 construction producers.....		ID5	33	142.243	143.647	142.916	142.944	142.470
Goods.....		ID5	331	135.443	136.724	136.409	135.922	135.673
Goods excluding foods and energy.....		ID5	3313	172.586	174.219	173.818	173.197	172.880
Services.....		ID5	332	169.206	170.944	169.618	170.266	169.459
Trade services.....		ID5	3323	174.083	175.966	174.509	175.198	174.302
Transportation and warehousing services.....		ID5	3322	115.527	116.613	116.966	117.039	117.431
Transportation and warehousing of goods.....		ID5	33222	121.944	123.090	123.462	123.539	123.953
Services less trade, transportation, and warehousing.....		ID5	3321	128.371	128.489	127.993	128.403	128.133
Stage 2								
Stage 2 intermediate demand.....		ID5	2	134.672	136.626	135.971	137.198	138.347
Inputs to stage 2 goods producers.....		ID5	21	120.178	123.045	121.811	123.309	125.810
Goods.....		ID5	211	113.655	117.194	115.441	117.188	120.549
Foods.....		ID5	2111	142.035	141.319	142.423	141.719	140.713
Energy.....		ID5	2112	83.428	88.412	84.942	87.795	92.993
Goods excluding foods and energy.....		ID5	2113	141.199	142.665	143.506	143.676	144.419
Services.....		ID5	212	153.427	154.326	154.668	155.524	155.505
Trade services.....		ID5	2123	173.497	173.984	175.333	176.919	177.028
Transportation and warehousing services.....		ID5	2122	169.585	171.318	171.638	171.905	172.578
Transportation of passengers.....		ID5	21221	142.410	139.497	133.271	138.997	136.397
Transportation and warehousing of goods.....		ID5	21222	171.227	173.188	173.826	173.830	174.663
Services less trade, transportation, and warehousing.....		ID5	2121	140.017	140.716	139.981	140.726	139.868
Construction.....		ID5	213	147.376	151.679	151.680	151.840	151.935

See footnotes at end of table.

Table 5. Producer price indexes for Final Demand-Intermediate Demand groupings, not seasonally adjusted — Continued

[July 2024, Index base Nov. 2009=100, unless otherwise indicated]

Title	Other index base	Commodity code		Unadjusted index ¹				
		Group code	Item code	Mar. 2024	Apr. 2024 ^P	May 2024 ^P	June 2024 ^P	July 2024 ^P
Inputs to stage 2 services producers.....		ID5	22	147.931	148.690	148.773	149.624	149.067
Goods.....		ID5	221	143.336	144.027	143.773	143.836	144.571
Foods.....		ID5	2211	111.976	111.095	111.258	111.598	112.031
Energy.....		ID5	2212	153.068	154.650	143.455	141.682	148.331
Goods excluding foods and energy.....		ID5	2213	143.421	144.076	144.537	144.717	145.069
Services.....		ID5	222	148.078	148.765	148.891	149.851	149.123
Trade services.....		ID5	2223	187.486	182.053	189.922	192.414	188.765
Transportation and warehousing services.....		ID5	2222	149.534	150.857	155.727	156.466	155.827
Transportation of passengers.....		ID5	22221	142.689	139.660	133.185	139.140	136.435
Transportation and warehousing of goods.....		ID5	22222	151.383	153.511	160.484	160.270	160.008
Services less trade, transportation, and warehousing.....		ID5	2221	147.014	147.943	147.357	148.269	147.666
Construction.....		ID5	223	147.376	151.679	151.680	151.840	151.935
Stage 1 Intermediate Demand								
Stage 1 intermediate demand.....		ID5	1	146.043	146.493	145.808	146.438	147.155
Inputs to stage 1 goods producers.....		ID5	11	141.649	141.951	142.129	142.082	142.128
Goods.....		ID5	111	138.006	138.566	138.674	138.554	138.458
Foods.....		ID5	1111	132.756	133.511	137.221	136.225	131.589
Energy.....		ID5	1112	121.940	122.209	118.932	120.674	122.976
Goods excluding foods and energy.....		ID5	1113	146.311	146.922	147.236	146.812	146.905
Services.....		ID5	112	155.745	155.310	155.696	155.858	156.313
Trade services.....		ID5	1123	168.871	167.050	167.769	167.573	168.257
Transportation and warehousing services.....		ID5	1122	159.093	159.830	159.141	160.628	160.062
Transportation of passengers.....		ID5	11221	142.267	139.225	132.723	138.703	135.987
Transportation and warehousing of goods.....		ID5	11222	161.450	163.118	163.881	164.253	164.219
Services less trade, transportation, and warehousing.....		ID5	1121	113.304	114.451	114.522	114.901	115.150
Construction.....		ID5	113	147.376	151.679	151.680	151.840	151.935
Inputs to stage 1 services producers.....		ID5	12	147.292	147.822	146.828	148.080	149.239
Goods.....		ID5	121	146.202	147.164	143.577	144.429	146.331
Foods.....		ID5	1211	138.847	140.324	131.800	141.575	148.617
Energy.....		ID5	1212	153.797	155.951	143.926	146.685	152.527
Goods excluding foods and energy.....		ID5	1213	150.691	151.139	151.370	151.323	151.464
Services.....		ID5	122	147.071	147.417	147.519	148.934	149.774
Trade services.....		ID5	1223	175.434	174.468	176.180	176.459	175.591
Transportation and warehousing services.....		ID5	1222	148.181	147.486	145.668	147.263	146.604
Transportation of passengers.....		ID5	12221	142.181	139.141	132.644	138.619	135.906
Transportation and warehousing of goods.....		ID5	12222	167.184	167.649	168.103	167.565	167.916
Services less trade, transportation, and warehousing.....		ID5	1221	142.414	143.033	143.249	144.734	145.947
Construction.....		ID5	123	147.376	151.679	151.680	151.840	151.935
Inputs to stage 1 construction producers.....		ID5	13	164.114	164.644	162.906	162.579	163.181
Goods.....		ID5	131	165.923	166.213	164.036	163.511	164.561
Energy.....		ID5	1312	134.977	139.038	117.792	114.802	124.584
Goods excluding foods and energy.....		ID5	1313	172.364	172.204	172.293	172.053	172.082
Services.....		ID5	132	160.721	161.842	161.171	161.329	160.833
Trade services.....		ID5	1323	171.099	172.351	171.319	171.642	170.678
Transportation and warehousing services.....		ID5	1322	120.240	120.962	121.186	120.874	121.591
Transportation and warehousing of goods.....		ID5	13222	124.373	125.120	125.352	125.028	125.771
Services less trade, transportation, and warehousing.....		ID5	1321	141.274	141.975	142.148	142.590	142.432
Intermediate Demand by Production Flow Special Groupings								
Total goods inputs to stage 4 intermediate demand.....	04/10	ID5	9411	143.685	144.311	144.178	144.732	144.966
Total services inputs to stage 4 intermediate demand.....	04/10	ID5	9412	153.126	153.882	153.749	154.267	154.922
Total construction inputs to stage 4 intermediate demand.....	04/10	ID5	9413	146.155	150.422	150.424	150.582	150.676
Total foods inputs to stage 4 intermediate demand.....	04/10	ID5	9414	140.078	141.683	142.893	143.080	142.740
Total energy goods inputs to stage 4 intermediate demand.....	04/10	ID5	9415	131.011	131.948	128.217	133.482	135.410
Total goods less foods and energy inputs to stage 4 intermediate demand.....	04/10	ID5	9416	147.254	147.685	147.934	147.791	147.839
Total goods inputs to stage 3 intermediate demand.....	04/10	ID5	9311	136.455	137.820	136.730	136.505	137.905
Total services inputs to stage 3 intermediate demand.....	04/10	ID5	9312	146.747	147.100	147.515	147.650	147.580
Total construction inputs to stage 3 intermediate demand.....	04/10	ID5	9313	146.155	150.422	150.424	150.582	150.676
Total foods inputs to stage 3 intermediate demand.....	04/10	ID5	9314	144.394	147.251	150.306	152.091	153.406
Total energy goods inputs to stage 3 intermediate demand.....	04/10	ID5	9315	124.335	127.015	115.892	114.307	120.801
Total goods less foods and energy inputs to stage 3 intermediate demand.....	04/10	ID5	9316	141.539	141.974	142.323	141.753	141.689
Total goods inputs to stage 2 intermediate demand.....	04/10	ID5	9211	111.117	114.202	112.682	114.176	117.111
Total services inputs to stage 2 intermediate demand.....	04/10	ID5	9212	149.835	150.574	150.751	151.691	151.127
Total construction inputs to stage 2 intermediate demand.....	04/10	ID5	9213	146.155	150.422	150.424	150.582	150.676
Total foods inputs to stage 2 intermediate demand.....	04/10	ID5	9214	142.508	141.784	142.880	142.189	141.200
Total energy goods inputs to stage 2 intermediate demand.....	04/10	ID5	9215	82.462	87.304	83.820	86.562	91.668
Total goods less foods and energy inputs to stage 2 intermediate demand.....	04/10	ID5	9216	133.631	134.836	135.544	135.707	136.321
Total goods inputs to stage 1 intermediate demand.....	04/10	ID5	9111	129.242	129.819	128.473	128.594	129.273

See footnotes at end of table.

Table 5. Producer price indexes for Final Demand-Intermediate Demand groupings, not seasonally adjusted — Continued

[July 2024, Index base Nov. 2009=100, unless otherwise indicated]

Title	Other index base	Commodity code		Unadjusted index ¹				
		Group code	Item code	Mar. 2024	Apr. 2024 ^p	May 2024 ^p	June 2024 ^p	July 2024 ^p
Total services inputs to stage 1 intermediate demand.....	04/10	ID5	9112	148.685	148.945	149.046	150.157	150.840
Total construction inputs to stage 1 intermediate demand.....	04/10	ID5	9117	146.155	150.422	150.424	150.582	150.676
Total foods inputs to stage 1 intermediate demand.....	04/10	ID5	9114	124.990	125.716	128.921	128.235	124.146
Total energy goods inputs to stage 1 intermediate demand.....	04/10	ID5	9115	134.319	135.815	126.883	128.659	133.234
Total goods less foods and energy inputs to stage 1 intermediate demand.....	04/10	ID5	9116	126.861	127.194	127.394	127.170	127.248

¹ All indexes are subject to revision for 4 months after their originally scheduled publication to incorporate late reports and corrections by survey respondents. In addition, seasonally adjusted indexes are subject to change for up to 5 years due to the recalculation of seasonal factors published each January.

² PPI defines Total finished as including only the personal consumption and private capital investment portions of final demand.

³ Trade indexes measure changes in margins received by wholesalers and retailers.

⁴ The PPI definition of foods does not include food and beverages for immediate consumption. PPI defines food and beverages for immediate consumption as the service of preparing meals, snacks, and beverages to customer order for immediate on-premises and off-premises consumption.

⁵ Distributive services include transportation, warehousing, and trade of goods.

⁶ Includes intermediate trade, transportation, and warehousing services.

⁷ Includes crude petroleum.

⁸ Excludes crude petroleum.

p Preliminary

“-” Data not available.

Table 6. Producer price index percentage changes for selected aggregate commodity and service groupings, not seasonally adjusted
 [July 2024]

Title	Commodity code		Unadjusted 12-month percent change ¹ July 2023 to July 2024 ^P	Unadjusted 1-month percent change ¹				
	Group code	Item code		Feb. to Mar.	Mar. to Apr. ^P	Apr. to May ^P	May to June ^P	June to July ^P
Goods								
All commodities.....	00	000000	1.5	0.1	0.7	-0.7	0.2	0.8
Farm products, processed foods and feeds.....	PFF	PLUS02	1.2	1.1	0.4	0.6	0.3	0.0
Farm products.....	01	—	-1.7	1.6	0.3	1.5	-0.2	-0.7
Processed foods and feeds.....	02	—	2.6	0.8	0.4	0.2	0.6	0.4
Industrial commodities.....	IND	THRU15	1.6	-0.1	0.8	-0.9	0.2	0.9
Textile products and apparel.....	03	—	1.0	0.9	-0.1	0.5	-0.3	-0.2
Hides, skins, leather, and related products.....	04	—	-1.3	0.0	0.1	-0.2	-0.4	-0.3
Fuels and related products and power.....	05	—	2.1	-0.1	2.2	-4.3	0.9	3.2
Chemicals and allied products.....	06	—	0.5	0.2	0.8	-0.3	0.0	0.7
Rubber and plastic products.....	07	—	0.4	0.4	0.6	-0.2	0.0	-0.1
Lumber and wood products.....	08	—	-3.0	0.2	0.4	-0.8	-0.1	-0.5
Pulp, paper, and allied products.....	09	—	2.0	0.5	0.9	-0.1	0.0	0.3
Metals and metal products.....	10	—	-0.6	-2.2	0.1	1.3	-0.4	-0.5
Machinery and equipment.....	11	—	2.7	0.2	0.3	0.1	0.0	0.1
Furniture and household durables.....	12	—	1.1	0.3	-0.1	0.3	0.1	0.0
Nonmetallic mineral products.....	13	—	4.1	0.5	-0.7	0.3	0.0	0.3
Transportation equipment.....	14	—	1.7	0.1	0.1	0.0	0.1	0.3
Miscellaneous products.....	15	—	5.6	0.3	0.4	1.2	-0.2	0.4
Industrial commodities less fuels.....	ILF	T15M05	1.4	-0.2	0.3	0.2	-0.1	0.1
Other commodity groupings								
Petroleum products, refined.....	05	7	0.5	2.4	3.9	-8.6	-4.7	6.3
Industrial chemicals.....	06	1	-0.1	0.7	1.9	-0.6	0.4	2.1
Rubber and rubber products.....	07	1	2.1	0.5	0.9	0.3	0.3	-0.2
Lumber.....	08	1	-9.1	1.3	1.3	-1.8	-0.3	-0.9
Iron and steel.....	10	1	-9.6	-6.8	-2.2	0.0	-1.8	-1.8
Nonferrous metals.....	10	2	8.5	1.7	2.8	4.3	0.3	0.1
General purpose machinery and equipment.....	11	4	3.2	0.2	0.8	0.3	0.0	0.1
Electrical machinery and equipment.....	11	7	2.4	0.2	0.1	0.1	0.0	0.1
Electronic components and accessories.....	11	78	0.6	0.1	0.3	-0.2	-0.8	0.0
Aircraft and aircraft equipment.....	14	2	3.8	0.1	0.4	0.1	0.2	0.3
Services and construction								
Transportation services.....	30	—	1.4	0.5	0.0	-0.7	0.7	0.0
Services related to transportation activities.....	31	—	6.9	-0.6	0.9	3.8	0.0	0.0
Warehousing, storage, and related activities.....	32	—	1.0	1.0	1.5	-0.7	-2.7	-0.8
Publishing sales, excluding software.....	33	—	5.5	0.3	0.1	0.3	0.6	0.4
Software publishing.....	34	—	4.0	0.3	1.2	1.5	-0.6	-0.1
Network compensation from broadcast and cable television and radio.....	35	—	0.8	0.0	0.0	0.0	0.5	0.0
Advertising space and time sales.....	36	—	6.8	-1.1	5.4	0.2	-0.5	-0.4
Telecommunication, cable, and internet user services.....	37	—	3.3	0.1	1.2	0.5	0.0	0.2
Data processing and related services.....	38	—	1.6	-0.3	0.4	0.4	-0.5	0.2
Credit intermediation services (partial).....	39	—	5.0	0.2	1.4	-1.8	0.9	-2.2
Investment services.....	40	—	11.0	2.0	1.6	-0.2	1.1	1.9
Insurance and annuities.....	41	—	3.6	0.1	0.2	0.4	0.1	0.1
Commissions and fees from sales and administration of insurance policies (partial).....	42	—	2.8	0.0	0.0	0.0	0.0	0.9
Real estate services (partial).....	43	—	4.3	-0.1	0.6	-0.1	1.3	1.1
Rental and leasing of goods (partial).....	44	—	1.5	4.0	-1.0	-0.3	3.6	1.9
Professional services (partial).....	45	—	4.8	-0.1	0.8	0.3	-0.3	0.2
Employment services.....	46	—	-0.1	-0.1	-0.4	0.0	-0.3	0.1
Travel arrangement services.....	47	—	0.2	-0.6	0.6	0.2	-0.6	2.1
Selected security services (partial).....	48	—	9.7	-0.1	0.2	-0.1	0.5	0.1
Cleaning and building maintenance services (partial).....	49	—	2.0	0.1	1.1	0.6	0.1	0.2
Waste collection and remediation services (partial).....	50	—	5.9	2.4	1.2	1.5	-0.4	-0.4
Health care services.....	51	—	3.2	0.1	0.1	0.3	0.1	0.1
Accommodation services.....	53	—	0.7	2.1	1.0	1.3	5.9	0.0
Food and beverages for immediate consumption services (partial).....	54	—	4.4	1.2	0.3	-0.6	0.5	0.3
Repair and maintenance services (partial).....	55	—	6.5	0.3	1.0	0.7	0.0	0.0
Entertainment services (partial).....	56	—	1.8	1.8	-1.3	-0.8	-2.1	0.9
Wholesale trade services.....	57	—	1.0	0.3	1.0	-0.2	1.4	-0.7
Retail trade services.....	58	—	-2.1	-0.3	-0.5	1.5	0.0	-1.7
Metal treatment services.....	59	—	2.6	0.0	0.3	-0.2	0.1	-0.2

See footnotes at end of table.

Table 6. Producer price index percentage changes for selected aggregate commodity and service groupings, not seasonally adjusted — Continued
 [July 2024]

Title	Commodity code		Unadjusted 12-month percent change ¹	Unadjusted 1-month percent change ¹				
	Group code	Item code		July 2023 to July 2024 ^p	Feb. to Mar.	Mar. to Apr. ^p	Apr. to May ^p	May to June ^p
Mining services.....	60	—	2.6	-0.9	1.3	0.0	0.1	-0.2
Contract work on textile products, apparel, and leather.....	61	—	0.9	0.5	-0.1	-0.1	0.7	0.0
Construction (partial).....	80	—	1.6	0.1	0.4	0.0	0.3	0.7

¹ All indexes are subject to revision for 4 months after their originally scheduled publication to incorporate late reports and corrections by survey respondents.

^p Preliminary

“—” Data not available.

NOTE: The term “(partial)” denotes incomplete coverage of the index category.

Table 7. Producer price index percentage changes for commodity and service groupings and individual items, not seasonally adjusted [July 2024]

Title	Commodity code		Unadjusted 12-month percent change ¹	Unadjusted 1-month percent change ¹				
	Group code	Item code		July 2023 to July 2024 ^P	Feb. to Mar.	Mar. to Apr. ^P	Apr. to May ^P	May to June ^P
Goods								
All commodities.....	00	000000	1.5	0.1	0.7	-0.7	0.2	0.8
Industrial commodities.....	IND	THRU15	1.6	-0.1	0.8	-0.9	0.2	0.9
Farm products, processed foods and feeds.....	PFF	PLUS02	1.2	1.1	0.4	0.6	0.3	0.0
Farm products.....	01	—	-1.7	1.6	0.3	1.5	-0.2	-0.7
Fruits & melons, fresh/dry vegs. & nuts.....	01	1	-6.7	3.9	-6.7	0.5	-4.5	1.7
Fresh fruits and melons.....	01	11	4.4	-7.9	7.0	-2.1	-6.3	10.3
Citrus fruits.....	01	1101	-3.6	-6.2	-0.2	5.6	3.2	-1.7
Grapefruits.....	01	110101	0.2	-3.3	-4.2	-1.0	-13.2	3.7
Lemons.....	01	110104	11.8	5.6	5.0	16.2	12.1	-0.2
Valencia oranges.....	01	110105	30.8	-2.8	-3.0	-0.5	9.3	-4.6
Navel oranges.....	01	110106	—	-5.9	0.6	6.6	-1.3	—
Tangerines.....	01	110108	—	-29.5	—	—	—	—
Other fruits and berries.....	01	1102	6.5	-8.6	8.9	-3.8	-7.6	13.1
Plums and fresh prunes.....	01	110201	-13.4	—	—	—	—	—
Nectarines.....	01	110202	-31.4	—	—	—	—	-19.8
Cherries.....	01	110203	74.4	—	—	—	—	141.9
Apricots.....	01	110204	—	—	—	—	—	—
Avocados.....	01	110205	10.3	—	—	-5.4	14.0	13.5
Kiwifruit.....	01	110206	—	0.0	0.0	0.0	—	—
Granny Smith apples.....	01	110208	-59.4	-5.9	-1.3	-8.8	-2.6	0.4
Golden delicious apples.....	01	110211	-25.6	-2.4	-3.9	10.2	0.0	-1.0
Red delicious apples.....	01	110215	-28.6	-0.8	-1.8	1.5	-4.5	0.6
McIntosh apples.....	01	110216	-9.4	0.1	0.0	0.6	0.0	2.2
Peaches.....	01	110219	-40.6	—	—	—	—	-3.4
Gala apples.....	01	110220	0.9	9.9	4.2	10.2	1.6	2.2
Pears.....	01	110221	4.1	8.1	11.4	8.2	3.0	11.7
Strawberries.....	01	110222	58.7	-31.9	40.0	-38.1	-30.8	100.0
Raspberries.....	01	110224	19.0	—	—	—	—	108.3
Blackberries.....	01	110225	0.0	—	—	—	—	0.0
Blueberries.....	01	110227	10.1	—	—	—	17.7	-36.5
Grapes.....	01	110228	16.7	0.0	0.0	0.0	-0.2	2.2
Table grapes.....	01	1102281	46.3	—	—	—	—	6.9
Raisin grapes.....	01	1102282	—	0.0	0.0	0.0	0.0	0.0
Wine grapes.....	01	1102283	6.8	0.0	0.0	0.0	0.0	0.0
Juice grapes.....	01	1102284	-6.6	0.0	0.0	0.0	0.0	-6.6
Fuji apples.....	01	110229	-25.1	-3.0	0.5	-5.1	1.1	-0.2
Empire apples.....	01	110230	0.4	0.0	0.0	0.0	0.0	4.5
Melons.....	01	1103	-2.9	—	—	—	-16.4	8.4
Cantaloupes.....	01	110301	18.4	—	—	—	—	-6.0
Honeydews.....	01	110302	—	—	—	—	—	11.2
Watermelons.....	01	110303	-10.7	—	—	—	-16.4	16.2
Fresh and dry vegetables.....	01	13	-17.9	15.3	-18.7	3.1	-4.4	-5.4
Dry vegetables.....	01	1301	5.2	0.5	-0.8	0.8	0.5	-4.4
Dry beans.....	01	13011	3.8	-1.2	0.0	0.0	0.0	-0.5
Dry pinto beans.....	01	130110	10.6	0.0	0.0	0.0	0.0	0.0
Dry great northern beans.....	01	130111	5.0	0.0	0.0	0.0	0.0	0.0
Dry pea beans.....	01	130113	-7.4	-0.2	0.0	0.0	0.0	0.0
Dry kidney beans.....	01	130114	—	-2.5	0.0	0.0	0.0	—
Dry small red beans.....	01	130115	—	-11.1	0.0	—	—	—
Dry garbanzo beans.....	01	130116	2.2	-0.1	0.0	0.0	0.0	-2.5
Dry black beans.....	01	130117	0.7	-5.6	0.0	0.0	0.0	0.0
Dry peas and lentils.....	01	13012	7.4	3.0	-1.9	1.9	1.1	-9.7
Dry peas.....	01	130120	7.3	1.9	-1.7	7.2	-1.5	-1.6
Dry lentils.....	01	130121	7.6	4.5	-2.1	-5.4	5.2	-21.6
Fresh vegetables, except potatoes.....	01	1302	4.2	18.1	-24.9	6.1	-5.7	-9.1
Cabbage.....	01	130211	50.4	-7.3	-21.6	2.1	68.8	9.1
Carrots.....	01	130212	9.7	-6.1	-7.1	0.0	-0.8	0.0
Celery.....	01	130213	-78.3	-6.1	40.8	25.2	-6.7	-37.3
Sweet corn.....	01	130214	-46.8	-50.2	-35.8	-17.2	13.7	-17.0
Lettuce.....	01	130215	12.2	144.8	-44.4	40.8	-20.2	-30.7
Dry onions.....	01	130216	-15.5	-0.4	-4.7	-24.8	-33.7	16.5
Tomatoes.....	01	130217	34.6	21.2	-23.3	-17.8	-41.4	79.4

See footnotes at end of table.

Table 7. Producer price index percentage changes for commodity and service groupings and individual items, not seasonally adjusted — Continued
 [July 2024]

Title	Commodity code		Unadjusted 12-month percent change ¹	Unadjusted 1-month percent change ¹				
	Group code	Item code		July 2023 to July 2024 ^P	Feb. to Mar.	Mar. to Apr. ^P	Apr. to May ^P	May to June ^P
Snap beans.....	01	130218	-	-60.3	0.0	-	-	-
Asparagus.....	01	130221	-	-	-	-	-7.3	-
Broccoli.....	01	130222	26.7	8.9	43.6	-7.2	18.6	15.3
Cauliflower.....	01	130223	-18.0	25.2	-12.2	-6.5	54.0	-39.4
Spinach.....	01	130224	32.2	-20.6	13.3	82.2	-52.8	38.2
Greens.....	01	130225	17.8	2.3	-0.8	4.3	-4.3	14.8
Endive.....	01	130226	82.2	1.8	-38.8	37.4	-3.5	-1.5
Green peppers.....	01	130228	63.4	-30.3	-17.1	-11.0	114.1	-31.2
Eggplant.....	01	130229	-	-	-	-20.9	-39.3	29.4
Squash.....	01	130231	46.4	-	-1.7	-26.9	530.5	-61.3
Beets.....	01	130232	90.2	-7.1	-5.3	10.8	0.9	64.1
Cucumbers.....	01	130234	-	-	-	-26.6	-12.4	-
Artichokes.....	01	130235	36.0	-19.9	-	-	-12.0	-11.6
Sweet potatoes.....	01	1303	14.0	2.1	1.2	-0.7	-0.3	-2.7
Sweet potatoes.....	01	130301	14.0	2.1	1.2	-0.7	-0.3	-2.7
Potatoes.....	01	1306	-54.9	10.8	1.7	-6.4	-2.0	8.3
Long white potatoes.....	01	130601	-32.4	-	-	-	-	4.2
Round white potatoes.....	01	130602	7.3	-	5.7	-	-	23.1
Russet potatoes.....	01	130603	-66.8	-5.9	-0.9	-6.1	-0.5	3.7
Round red potatoes.....	01	130604	-2.3	5.7	11.1	-8.6	25.2	11.5
Tree nuts.....	01	19	0.3	2.2	0.0	0.0	0.0	0.0
Tree nuts.....	01	1901	0.3	2.2	0.0	0.0	0.0	0.0
Pecans.....	01	190101	0.0	0.0	0.0	0.0	0.0	0.0
Almonds.....	01	190102	3.2	3.2	0.0	0.0	0.0	0.0
Filberts.....	01	190103	0.0	0.0	0.0	0.0	0.0	0.0
Walnuts.....	01	190104	0.0	0.0	0.0	0.0	0.0	0.0
Macadamias.....	01	190105	0.0	0.0	0.0	0.0	0.0	0.0
Pistachios.....	01	190106	-16.7	0.0	0.0	0.0	0.0	0.0
Grains.....	01	2	-27.9	0.6	-0.3	8.5	-3.5	-10.6
Wheat.....	01	21	-29.4	-0.8	-2.1	18.3	-9.8	-11.0
Wheat.....	01	2101	-29.4	-0.8	-2.1	18.3	-9.8	-11.0
Hard red winter wheat.....	01	210101	-33.1	3.2	-4.4	23.6	-8.2	-14.1
Hard red spring wheat.....	01	210102	-35.1	-0.1	-4.3	8.4	-17.3	-3.0
Soft white wheat.....	01	210103	-22.3	-10.7	7.7	12.2	-7.1	-6.6
Soft red winter wheat.....	01	210104	-14.5	-5.2	0.8	21.2	-9.4	-11.4
Hard amber durum wheat.....	01	210105	-19.3	-7.8	2.4	0.1	-6.5	-11.4
Other grains.....	01	22	-28.2	1.2	-0.1	7.3	-2.3	-11.2
Barley.....	01	2201	-33.4	-12.7	6.4	3.1	5.9	-9.7
Barley.....	01	220101	-33.4	-12.7	6.4	3.1	5.9	-9.7
Corn.....	01	2202	-28.3	1.4	-0.1	7.4	-2.3	-11.1
Corn.....	01	220205	-28.3	1.4	-0.1	7.4	-2.3	-11.1
Oats.....	01	2203	-13.4	-4.8	-3.2	10.9	-12.7	-5.8
Oats.....	01	220311	-13.4	-4.8	-3.2	10.9	-12.7	-5.8
Sorghum.....	01	2205	-22.9	0.2	-2.3	7.2	-4.4	-12.5
Sorghum.....	01	220501	-22.9	0.2	-2.3	7.2	-4.4	-12.5
Rough rice.....	01	23	-17.1	-3.5	0.8	-1.5	-2.6	0.0
Rough rice.....	01	2301	-17.1	-3.5	0.8	-1.5	-2.6	0.0
Rough rice.....	01	230103	-17.1	-3.5	0.8	-1.5	-2.6	0.0
Long grain rough rice.....	01	2301031	-6.0	0.0	0.6	-1.2	-2.5	0.0
Medium/short grain rough rice.....	01	2301032	-36.3	-11.3	1.4	-2.3	-2.9	0.0
Livestock.....	01	3	11.3	6.1	3.8	1.1	-0.7	1.9
Slaughter cattle.....	01	31	11.5	6.2	0.4	2.6	1.4	1.5
Slaughter steers and heifers.....	01	3101	5.3	3.7	-1.5	2.5	1.1	1.0
Slaughter steers and heifers.....	01	310199	5.3	3.7	-1.5	2.5	1.1	1.0
Slaughter cows and bulls.....	01	3102	36.4	16.1	6.7	3.0	2.2	3.3
Slaughter cows and bulls.....	01	310299	36.4	16.1	6.7	3.0	2.2	3.3
Slaughter vealers.....	01	3103	9.8	0.7	0.9	0.9	1.0	1.3
Slaughter vealers.....	01	310399	9.8	0.7	0.9	0.9	1.0	1.3
Slaughter hogs.....	01	32	-8.4	13.6	20.1	-4.2	-2.1	4.9
Slaughter barrows and gilts.....	01	3201	-9.7	13.2	20.6	-3.4	-3.0	4.5
Slaughter barrows and gilts.....	01	320199	-9.7	13.2	20.6	-3.4	-3.0	4.5
Slaughter sows.....	01	3202	75.4	26.5	4.5	-34.3	44.7	17.1
Slaughter sows.....	01	320299	75.4	26.5	4.5	-34.3	44.7	17.1

See footnotes at end of table.

Table 7. Producer price index percentage changes for commodity and service groupings and individual items, not seasonally adjusted — Continued
[July 2024]

Title	Commodity code		Unadjusted 12-month percent change ¹	Unadjusted 1-month percent change ¹				
	Group code	Item code		July 2023 to July 2024 ^P	Feb. to Mar.	Mar. to Apr. ^P	Apr. to May ^P	May to June ^P
Slaughter lambs.....	01	33	9.3	11.9	-3.9	-5.5	2.3	-16.9
Slaughter lambs.....	01	3301	9.3	11.9	-3.9	-5.5	2.3	-16.9
Slaughter lambs.....	01	330199	9.3	11.9	-3.9	-5.5	2.3	-16.9
Feeder and replacement cattle.....	01	34	23.2	3.2	1.0	2.2	-2.2	1.3
Feeder and replacement cattle.....	01	3401	23.2	3.2	1.0	2.2	-2.2	1.3
Feeder and replacement cattle.....	01	340199	23.2	3.2	1.0	2.2	-2.2	1.3
Slaughter poultry.....	01	4	4.4	1.8	2.0	0.1	-1.4	1.5
Slaughter chickens.....	01	41	9.2	2.0	3.9	-0.7	-0.6	0.6
Broilers and other meat type chickens.....	01	4102	9.2	2.0	3.9	-0.7	-0.6	0.6
Slaughter chickens.....	01	410299	9.2	2.0	3.9	-0.7	-0.6	0.6
Slaughter turkeys.....	01	42	-23.0	0.8	-11.7	7.7	-8.6	10.0
Slaughter turkeys.....	01	4201	-23.0	0.8	-11.7	7.7	-8.6	10.0
Slaughter turkeys.....	01	420199	-23.0	0.8	-11.7	7.7	-8.6	10.0
Slaughter ducks.....	01	43	0.0	0.0	0.3	0.0	0.0	0.0
Slaughter ducks.....	01	4301	0.0	0.0	0.3	0.0	0.0	0.0
Slaughter ducks.....	01	430199	0.0	0.0	0.3	0.0	0.0	0.0
Raw cotton.....	01	5	-20.2	1.3	-11.5	-15.6	-1.3	-6.4
Raw cotton.....	01	51	-20.2	1.3	-11.5	-15.6	-1.3	-6.4
Raw cotton.....	01	5101	-20.2	1.3	-11.5	-15.6	-1.3	-6.4
Raw cotton.....	01	510101	-20.2	1.3	-11.5	-15.6	-1.3	-6.4
Upland cotton.....	01	5101011	-21.4	1.6	-12.2	-16.7	-1.2	-6.4
Pima cotton.....	01	5101012	-2.5	-2.9	0.0	0.0	-1.8	-6.1
Raw milk.....	01	6	37.8	0.5	-1.0	7.3	3.6	5.1
Raw milk.....	01	61	37.8	0.5	-1.0	7.3	3.6	5.1
Raw milk.....	01	6101	37.8	0.5	-1.0	7.3	3.6	5.1
Raw milk.....	01	610102	37.8	0.5	-1.0	7.3	3.6	5.1
Chicken eggs.....	01	7	90.7	-23.2	7.9	-33.6	55.4	-3.5
Chicken eggs.....	01	71	90.7	-23.2	7.9	-33.6	55.4	-3.5
Eggs for fresh use.....	01	7107	80.4	-29.8	11.2	-34.8	55.9	-8.9
Eggs, jumbo.....	01	710701	72.7	-30.9	8.3	-32.4	55.7	-5.7
Eggs, extra large.....	01	710702	79.4	-31.0	8.2	-33.3	62.0	-7.9
Eggs, large.....	01	710703	86.2	-32.9	10.9	-35.3	58.7	-7.9
Eggs, medium.....	01	710704	60.1	-11.6	16.6	-34.3	38.9	-15.3
Eggs, small.....	01	710705	45.8	0.0	9.3	-38.2	18.6	0.0
Breaker stock and checks and undergrades.....	01	7108	109.0	-8.2	2.2	-31.4	54.4	6.1
Breaker stock.....	01	710801	108.0	-8.3	2.1	-31.2	54.5	5.6
Checks and undergrades.....	01	710802	115.7	-7.6	2.9	-32.9	53.2	10.2
Hay, hayseeds, and oilseeds.....	01	8	-21.3	1.4	-0.4	5.8	-4.6	-1.4
Hay and hayseeds.....	01	81	-18.5	2.2	5.2	28.1	-17.3	4.2
Hay and hayseeds.....	01	8101	-18.5	2.2	5.2	28.1	-17.3	4.2
Alfalfa hay.....	01	810101	-17.7	4.5	-3.2	13.5	-14.5	6.9
All other hay.....	01	810102	-19.2	-0.4	15.5	43.2	-19.6	1.8
Oilseeds.....	01	83	-21.7	1.3	-1.2	2.4	-2.2	-2.3
Oilseeds.....	01	8301	-21.7	1.3	-1.2	2.4	-2.2	-2.3
Peanuts.....	01	830111	-3.1	32.0	2.2	-6.8	-10.7	23.4
Cottonseed.....	01	830121	22.0	-5.3	-13.5	5.2	6.8	2.2
Soybeans.....	01	830131	-23.9	0.7	-1.1	2.7	-2.3	-3.5
Flaxseed.....	01	830151	18.3	0.0	0.0	-	-	-
Sunflower.....	01	830161	-12.2	0.0	0.0	6.8	14.0	2.3
Canola.....	01	830171	-23.8	4.7	-0.5	4.0	-6.7	1.0
Miscellaneous oil crops.....	01	830181	1.4	-1.0	1.6	-0.1	-0.9	0.0
Processed foods and feeds.....	02	-	2.6	0.8	0.4	0.2	0.6	0.4
Cereal and bakery products.....	02	1	-1.1	-0.1	-0.4	0.3	-0.2	-0.1
Bakery products.....	02	11	2.2	0.2	-0.4	0.0	0.1	0.1
Bread (white, wheat, rye, etc.), including frozen.....	02	1102	0.7	0.5	-1.1	0.1	0.0	0.2
Bread (white, wheat, rye, etc.), including frozen.....	02	110201	0.7	0.5	-1.1	0.1	0.0	0.2
White pan bread.....	02	11020111	0.2	1.0	-1.4	0.3	-0.2	0.3
White hearth bread (French, Italian, etc.).....	02	11020112	0.5	0.0	-1.3	0.4	0.1	0.0
Dark wheat breads (whole wheat, cracked wheat, multigrain, etc.)....	02	11020113	-0.9	0.2	-1.6	0.0	0.0	0.0

See footnotes at end of table.

Table 7. Producer price index percentage changes for commodity and service groupings and individual items, not seasonally adjusted — Continued
[July 2024]

Title	Commodity code		Unadjusted 12-month percent change ¹	Unadjusted 1-month percent change ¹				
	Group code	Item code		July 2023 to July 2024 ^P	Feb. to Mar.	Mar. to Apr. ^P	Apr. to May ^P	May to June ^P
Other variety breads (rye, unleavened, raisin, potato, self-rising, salt-free, canned, etc.).....	02	11020114	3.4	0.3	0.1	-0.3	0.3	0.2
Rolls (bread-type), muffins, bagels, and croissants.....	02	1105	2.3	-0.1	-0.9	-0.2	0.0	-0.1
Rolls (bread-type), muffins, bagels, and croissants.....	02	110505	2.3	-0.1	-0.9	-0.2	0.0	-0.1
Rolls, hamburger and wiener.....	02	11050501	2.6	-0.1	-1.1	-0.3	-0.2	-0.1
All other rolls, bread-type (incl. muffins, bagels, and croissants).....	02	11050502	2.1	0.0	-0.8	-0.1	0.1	-0.1
Other sweet goods, excluding frozen.....	02	1107	2.1	0.4	0.8	0.0	0.0	0.3
Other sweet goods, excluding frozen.....	02	110703	2.1	0.4	0.8	0.0	0.0	0.3
Soft cakes, excluding frozen.....	02	1108	3.2	0.2	-0.1	0.1	0.1	0.7
Soft cakes, excluding frozen.....	02	110803	3.2	0.2	-0.1	0.1	0.1	0.7
Pies (fruit, cream, and custard), excluding frozen.....	02	1109	—	0.2	-0.1	0.1	-0.1	-0.2
Pies (fruit, cream, and custard), excluding frozen.....	02	110903	—	0.2	-0.1	0.1	-0.1	-0.2
Cookies, crackers, and related products.....	02	1121	2.8	0.0	0.0	0.0	0.0	0.0
Cookies, wafers, and ice cream cones and cups (excluding frozen).....	02	112103	4.4	0.0	0.0	0.0	0.0	0.0
Crackers, biscuits, and related products.....	02	112104	0.0	0.0	0.0	0.0	0.0	0.0
Saltines and all other crackers, cracker meal and crumbs, and biscuits.....	02	1121042	0.0	0.0	0.0	0.0	0.0	0.0
Retail bakery products, excluding retail trade.....	02	1130	3.3	0.0	0.6	0.0	0.5	0.0
Retail bakery products, excluding retail trade.....	02	113001	3.3	0.0	0.6	0.0	0.5	0.0
Flour and flour base mixes and doughs.....	02	12	-2.7	-1.0	-0.5	1.4	-0.9	-0.8
Wheat flour.....	02	1203	-7.1	-2.5	-1.3	4.6	-2.7	-1.7
Wheat flour.....	02	120301	-7.1	-2.5	-1.3	4.6	-2.7	-1.7
Flour base mixes and doughs.....	02	1204	-0.2	-0.2	-0.1	-0.2	0.0	-0.3
Flour base mixes and doughs.....	02	120401	-0.2	-0.2	-0.1	-0.2	0.0	-0.3
Prepared flour mixes, including refrigerated and frozen doughs and batters, made in flour mills.....	02	1204011	-0.7	0.0	-0.1	0.0	0.0	0.1
Flour mixes, excluding cake mixes, made from purchased flour.....	02	1204013	-0.4	-0.2	-0.1	-0.2	0.1	-0.4
Milled rice and byproducts.....	02	13	-6.8	0.4	0.2	0.2	0.4	-0.6
Head rice.....	02	1301	-3.8	0.2	0.4	0.0	-0.2	-1.1
Head rice.....	02	130106	-3.8	0.2	0.4	0.0	-0.2	-1.1
Head rice not packaged with other ingredients.....	02	1301066	-6.5	-0.1	0.1	-0.1	-0.2	-1.4
Milled rice (incl second heads, screenings, brewers, bran, sharps, rice flour, and byproducts).....	02	1302	-10.3	0.7	-0.1	0.4	1.2	0.0
Milled rice (incl second heads, screenings, brewers, bran, sharps, rice flour, and byproducts).....	02	130201	-10.3	0.7	-0.1	0.4	1.2	0.0
Cereal and pasta products.....	02	14	-5.5	-0.2	-0.4	0.4	-0.3	0.2
Dry macaroni, spaghetti, and egg noodle products, made from purchased flour.....	02	1402	-1.2	0.0	0.0	0.0	0.0	0.0
Dry macaroni, spaghetti, and egg noodle products, made from purchased flour.....	02	140203	-1.2	0.0	0.0	0.0	0.0	0.0
Dry macaroni, spaghetti, and egg noodle products, made from purchased flour.....	02	14020303	-1.2	0.0	0.0	0.0	0.0	0.0
Cereal and mill products, other than flour.....	02	1409	-6.4	-0.3	-0.5	0.5	-0.3	0.2
Manufactured starch, made by wet milling.....	02	140907	-7.7	0.5	0.2	0.0	-0.3	2.7
Wheat mill products, corn mill products, and other grain mill products except flour.....	02	140908	-17.4	-1.3	-1.6	1.6	-0.9	-0.6
Wheat mill products, except flour.....	02	1409081	-30.2	-4.1	-1.2	3.3	-2.8	-1.5
Corn mill products.....	02	1409082	-10.5	-0.4	-0.4	0.7	-0.3	1.2
Other grain mill products.....	02	1409083	-14.5	0.2	-4.7	1.5	0.2	-3.7
Breakfast cereal.....	02	140909	1.4	0.0	-0.2	0.0	0.0	-0.1
Meats, poultry, and fish.....	02	2	4.2	2.5	1.8	0.2	0.7	0.2
Meats.....	02	21	6.0	2.1	1.3	0.1	2.6	1.0
Beef and veal products, fresh or frozen.....	02	2101	5.2	2.6	-0.6	-0.5	5.8	-0.4
Beef, fresh/frozen variety meats, not canned or made into sausage, made in slaughtering plants.....	02	210126	15.9	2.7	2.4	1.8	2.8	3.0
Beef, fresh/frozen whole/half carcass, not canned or made into sausage, misp.....	02	210131	8.5	0.9	-3.9	-0.1	0.3	2.5
Beef, fresh/frozen, primal and subprimal cuts, made in slaughtering plants.....	02	210133	3.9	2.8	-0.5	-0.7	6.7	-1.0
Lamb/mutton, fresh or frozen, not canned or made into sausage, made in slaughtering plants.....	02	2103	2.0	0.1	0.0	-1.2	-1.3	1.5
Lamb/mutton, fresh or frozen, not canned or made into sausage, made in slaughtering plants.....	02	210321	2.0	0.1	0.0	-1.2	-1.3	1.5
Pork products, fresh, frozen, or processed, except sausage.....	02	2104	12.3	1.1	2.8	1.3	0.0	1.1
Pork, fresh/frozen, unprocessed, all cuts, except sausage, made in slaughtering plants.....	02	210444	22.7	-0.4	4.4	1.6	0.6	0.5
Pork, processed or cured, not canned or made into sausage.....	02	210447	0.5	3.0	0.7	0.9	-0.8	1.9

See footnotes at end of table.

Table 7. Producer price index percentage changes for commodity and service groupings and individual items, not seasonally adjusted — Continued
 [July 2024]

Title	Commodity code		Unadjusted 12-month percent change ¹	Unadjusted 1-month percent change ¹				
	Group code	Item code		July 2023 to July 2024 ^P	Feb. to Mar.	Mar. to Apr. ^P	Apr. to May ^P	May to June ^P
Pork, processed or cured, not canned or made into sausage, made in slaughtering plants.....	02	2104471	4.7	9.7	-5.6	0.7	0.8	0.1
Pork, processed or cured, not canned or made into sausage, mfpc. . .	02	2104472	-0.9	0.7	3.1	0.9	-1.4	2.6
Pork, sweet-pickled, dry-cured, or dry salt, not canned or made into sausage, mfpc.....	02	21044721	0.1	0.0	0.1	0.6	0.3	0.2
Smoked hams and picnics, excluding canned, made from purchased carcasses.....	02	21044722	-1.1	-4.8	8.3	2.4	-9.0	12.4
Smoked slab bacon, made from purchased carcasses.....	02	21044723	-5.7	3.3	-1.2	1.6	2.5	0.0
Smoked sliced bacon, made from purchased carcasses.....	02	21044724	6.0	4.3	3.0	0.4	1.8	-0.4
Other smoked pork, not canned or made into sausage, made from purchased carcasses.....	02	21044725	-4.0	0.6	-0.6	0.2	-0.1	-2.7
Boiled ham, barbecue pork, and other cooked pork, excluding canned meats and sausage, mfpc.	02	21044726	-17.0	0.0	0.0	0.0	0.0	0.0
Other meats, fresh, frozen, or canned.....	02	2105	2.4	2.3	2.7	-0.1	0.5	2.8
Fresh/processed sausage, deli & cooked meats, etc.....	02	210503	3.9	2.4	1.3	-0.1	0.5	1.8
Fresh and processed sausage, deli, and cooked meats, made in slaughtering plants.....	02	2105031	8.5	0.9	2.7	-1.5	1.3	4.3
Fresh and processed sausage, deli, and cooked meats, mfpc.	02	2105032	3.3	2.6	1.2	0.1	0.4	1.5
Fresh sausage (pork sausage, breakfast links, etc.), excluding canned, mfpc.	02	21050321	9.3	4.7	5.2	-1.7	-1.0	4.6
Dry or semidry sausage (salami, cervelat, pepperoni, summer sausage, pork roll, etc), mfpc.	02	21050322	-0.2	3.1	-1.9	1.3	3.6	-0.7
Frankfurters, including wieners, excluding canned, made from purchased carcasses.....	02	21050323	-0.9	0.6	-0.1	0.3	0.2	-0.6
Other sausage (smoked or cooked) & jellied goods & similar preparations, excluding canned, mfpc.	02	21050324	2.6	0.2	0.3	1.2	-1.9	1.7
Boxed meat (beef, pork, lamb, etc.), made from purchased carcasses...	02	210504	9.8	1.3	2.3	-1.2	-0.9	6.0
Canned meats, excluding dog, cat, and baby food.....	02	210579	3.6	-1.6	4.1	-2.0	1.9	0.1
Frozen ground meat patties and other processed, frozen, or cooked meats, mfpc.....	02	210586	-1.7	3.0	4.0	0.5	0.8	2.8
Processed poultry.....	02	22	2.6	3.5	3.0	1.7	-1.9	-1.7
Young chickens, including bulk, chilled, frozen, whole, and in parts.	02	2203	10.5	3.9	5.4	-1.4	2.8	-2.4
Young chickens, including bulk, chilled, frozen, whole, and in parts.	02	220333	10.5	3.9	5.4	-1.4	2.8	-2.4
Turkeys, including frozen, whole, and in parts.....	02	2206	-11.4	0.4	-0.8	1.2	-2.2	-0.3
Turkeys, including frozen, whole, and in parts.....	02	220611	-11.4	0.4	-0.8	1.2	-2.2	-0.3
Canned, cooked, smoked or prepared poultry.....	02	2208	-5.1	4.8	0.1	8.8	-11.6	-1.1
Canned, cooked, smoked or prepared poultry.....	02	220811	-5.1	4.8	0.1	8.8	-11.6	-1.1
Chicken hens and other poultry/small game.....	02	2209	-2.2	0.0	-0.3	-0.2	0.0	-0.9
Other poultry/small game (duck, goose, rabbit, etc.).....	02	220911	-6.9	0.0	-0.9	-0.5	0.0	-2.8
Unprocessed and prepared seafood.....	02	23	-3.8	2.3	2.0	-3.3	-4.7	0.7
Unprocessed finfish.....	02	2301	-30.1	6.2	29.3	-14.2	-37.0	0.7
Haddock.....	02	230101	-13.4	30.6	51.7	-12.2	-13.6	13.6
Halibut.....	02	230102	-32.0	66.4	-34.4	-19.5	-7.7	2.1
Salmon.....	02	230103	-	-	-	-	-	-
Flounder.....	02	230131	25.9	43.7	38.6	-4.9	-53.5	39.9
Cod.....	02	230132	-7.0	4.5	1.0	10.6	-5.2	16.9
Pollock.....	02	230133	-65.3	-14.2	23.3	75.1	-62.1	-25.7
Rockfish.....	02	230135	-6.0	-	-	-	-	-
Tuna.....	02	230136	-22.0	10.8	7.4	-9.6	7.6	2.4
Other finfish.....	02	230199	-8.7	7.8	85.4	-52.6	-17.4	7.3
Unprocessed shellfish.....	02	2305	2.4	6.0	-4.6	-5.5	-3.8	1.1
Shrimp.....	02	230501	-0.8	0.5	2.7	0.1	0.5	0.7
Crabs.....	02	230502	11.0	-	-	-	-	-
Lobsters.....	02	230503	-9.6	16.1	-8.2	-47.8	-18.1	22.3
Clams.....	02	230504	-4.5	0.0	0.0	-1.5	-0.7	0.0
Oysters.....	02	230505	-19.8	0.0	-6.2	0.0	0.0	-0.2
Sea scallops.....	02	230506	14.4	-1.1	-3.7	1.3	3.1	6.6
Mussels.....	02	230507	0.0	0.0	0.0	0.0	0.0	0.0
Prepared fresh and frozen seafood.....	02	2306	-0.7	1.3	0.0	-0.9	0.0	0.6
Prepared fresh fish/seafood, inc. surimi/surimi-based products.....	02	230601	1.8	-0.3	0.1	-0.7	1.9	-0.3
Prepared frozen fish.....	02	230602	-2.5	1.2	-0.2	0.1	-0.7	1.8
Prepared frozen shellfish.....	02	230603	1.7	0.4	1.3	-1.3	0.8	0.6
Other prepared fresh and frozen seafood.....	02	230604	-2.2	4.9	-0.7	-3.3	-2.0	-0.4
Dairy products.....	02	3	9.4	1.0	-0.1	2.0	1.6	1.2
Fluid milk products.....	02	31	9.3	1.8	0.5	-0.4	2.4	1.6
Packaged fluid milk and related products.....	02	3103	10.1	2.2	0.7	-1.3	3.2	2.2
Fluid whole milk.....	02	310301	10.8	2.3	1.0	-1.8	3.7	2.6

See footnotes at end of table.

Table 7. Producer price index percentage changes for commodity and service groupings and individual items, not seasonally adjusted — Continued
 [July 2024]

Title	Commodity code		Unadjusted 12-month percent change ¹	Unadjusted 1-month percent change ¹				
	Group code	Item code		July 2023 to July 2024 ^P	Feb. to Mar.	Mar. to Apr. ^P	Apr. to May ^P	May to June ^P
Reduced fat and lowfat milk (1/2-2).....	02	310302	9.0	2.5	0.6	-2.4	3.6	2.6
Fat free or skim milk.....	02	310303	9.3	1.5	0.1	-2.5	3.2	2.5
Other fluid milk related products, packaged, incl. cartons, bottles, cans, and dispenser cans.....	02	310304	10.8	1.9	0.9	1.7	1.9	0.9
Cottage cheese.....	02	3104	1.8	0.4	-0.1	-1.6	0.1	0.1
Cottage cheese.....	02	310401	1.8	0.4	-0.1	-1.6	0.1	0.1
Other milk products.....	02	3105	1.5	0.4	-0.9	-0.4	0.7	0.8
Other milk products.....	02	310501	1.5	0.4	-0.9	-0.4	0.7	0.8
Yogurt, excluding frozen.....	02	3105011	-0.2	0.0	0.0	0.0	0.0	0.2
Other packaged milk products.....	02	3105012	4.2	1.0	-2.3	-1.2	1.7	1.8
Bulk fluid milk and cream.....	02	3106	20.4	3.3	1.9	1.7	3.3	1.5
Bulk fluid milk and cream.....	02	310601	20.4	3.3	1.9	1.7	3.3	1.5
Butter.....	02	32	26.8	4.1	3.3	2.2	3.5	0.7
Butter.....	02	3201	26.8	4.1	3.3	2.2	3.5	0.7
Butter.....	02	320114	26.8	4.1	3.3	2.2	3.5	0.7
Natural, processed, and imitation cheese.....	02	33	9.8	-0.4	-0.9	5.4	1.3	1.5
Natural cheese, except cottage cheese.....	02	3302	8.3	-0.5	-1.0	5.2	1.3	1.3
Natural cheese, except cottage cheese.....	02	330212	8.3	-0.5	-1.0	5.2	1.3	1.3
Natural cheese, except lowfat, shipped in consumer packages or containers (3 lbs or less).....	02	3302121	0.2	0.0	0.0	0.2	0.3	0.4
Natural cheese, except lowfat, shipped in packages or containers (more than 3 lbs) or bulk.....	02	3302122	16.4	-1.5	-1.8	11.1	2.1	1.8
Lowfat natural cheese, except cottage cheese, shipped in consumer packages (3 lbs. or less).....	02	3302123	0.8	-0.1	0.0	0.2	0.0	0.1
Lowfat natural cheese, except cottage cheese, shipped in packages (more than 3 lbs.) or in bulk.....	02	3302124	23.2	-0.3	-3.3	12.0	2.9	3.3
Processed cheese and related products.....	02	3303	15.3	-0.1	-0.5	7.1	1.0	2.7
Process cheese and related products.....	02	330312	15.3	-0.1	-0.5	7.1	1.0	2.7
Process cheese, shipped in consumer packages or containers (3 lbs. or less).....	02	3303121	11.4	0.2	-1.5	7.4	0.9	0.6
All other process cheese and related products.....	02	3303122	18.6	-0.2	0.4	6.8	1.1	4.6
Process cheese shipped in packages or containers (more than 3 lbs.) or in bulk.....	02	33031221	17.2	0.3	2.7	-2.2	2.1	13.6
Cheese food, spread, and other related products.....	02	33031225	19.9	-0.8	-1.7	15.5	0.3	-3.1
Raw liquid whey.....	02	3307	59.0	1.6	4.3	-1.3	5.8	1.5
Raw liquid whey.....	02	330701	59.0	1.6	4.3	-1.3	5.8	1.5
Ice cream and frozen desserts.....	02	34	1.0	-0.1	0.1	0.1	0.2	0.1
Ice cream and frozen desserts.....	02	3402	1.0	-0.1	0.1	0.1	0.2	0.1
Ice cream and frozen desserts.....	02	340201	1.0	-0.1	0.1	0.1	0.2	0.1
Ice cream, excl. lowfat and nonfat (incl. custards), shipped in bulk (containers 3 gal or more).....	02	3402011	1.9	0.6	0.4	0.0	0.1	0.3
Ice cream, incl. custards (excl. lowfat and nonfat) shipped in sizes less than 3 gallons.....	02	3402012	1.0	-0.2	0.0	0.1	0.1	0.0
Ice cream, including custards (excluding lowfat and nonfat), novelty forms.....	02	3402013	0.7	0.1	0.1	0.2	0.2	0.0
Ice cream, including custards, lowfat and nonfat.....	02	3402014	1.4	-0.2	0.1	0.0	0.8	0.1
Frozen desserts containing fats other than butterfat (incl. soy, rice, almond, oats, etc.).....	02	3402016	-1.1	0.0	0.0	0.0	-1.2	0.0
Other frozen desserts (yogurt, sherbet, water ices, mellorine, frozen pudding, gelato, etc.).....	02	3402019	2.1	-0.2	0.0	0.1	0.3	0.2
Dry, condensed, and evaporated milk products.....	02	35	7.2	2.2	-0.9	0.2	0.7	0.3
Dry milk products, including feed grade.....	02	3502	6.8	2.1	-1.4	-0.3	0.6	0.4
Dry milk products, including feed grade.....	02	350201	6.8	2.1	-1.4	-0.3	0.6	0.4
Liquid milk products.....	02	3503	9.8	3.5	-0.3	1.8	0.9	-0.2
Consumer-type canned milk products, excluding alternatives.....	02	350301	4.1	0.1	0.5	-0.1	0.1	0.0
Concentrated milk products shipped in bulk (barrels, drums, and tanks).....	02	350303	24.3	11.7	-2.2	6.1	2.6	-0.6
Ice cream mixes and related products.....	02	3505	4.7	0.9	1.1	1.2	1.3	0.8
Ice cream mixes and related products.....	02	350502	4.7	0.9	1.1	1.2	1.3	0.8
Processed fruits and vegetables.....	02	4	4.0	-0.9	0.2	0.4	0.1	0.8
Canned fruits and juices.....	02	41	4.9	-0.4	-0.1	0.3	0.3	0.1
Canned fruits, excluding baby foods.....	02	4101	1.5	-0.5	-0.3	0.7	0.9	-0.3
Canned fruits, excluding baby foods.....	02	410105	1.5	-0.5	-0.3	0.7	0.9	-0.3
Canned and fresh fruit juices, nectars, and concentrates.....	02	4102	7.1	-0.4	0.0	0.1	-0.1	0.4
Canned and fresh fruit juices, nectars, and concentrates.....	02	410239	7.1	-0.4	0.0	0.1	-0.1	0.4
Frozen fruits, juices and ades.....	02	42	27.2	0.7	0.4	0.7	0.5	7.0
Frozen fruits.....	02	4202	9.0	1.9	1.1	1.7	1.3	1.2

See footnotes at end of table.

Table 7. Producer price index percentage changes for commodity and service groupings and individual items, not seasonally adjusted — Continued
[July 2024]

Title	Commodity code		Unadjusted 12-month percent change ¹	Unadjusted 1-month percent change ¹				
	Group code	Item code		July 2023 to July 2024 ^P	Feb. to Mar.	Mar. to Apr. ^P	Apr. to May ^P	May to June ^P
Frozen fruits.....	02	420209	9.0	1.9	1.1	1.7	1.3	1.2
Canned vegetables and juices.....	02	44	1.7	-1.9	-0.1	0.2	0.0	0.4
Canned vegetables and juices.....	02	4401	1.7	-1.9	-0.1	0.2	0.0	0.4
Canned vegetables.....	02	440102	0.4	-0.7	-0.4	0.0	0.9	1.0
Canned catsup and other tomato based sauces.....	02	440127	2.9	-3.0	0.1	0.6	-0.6	0.0
Frozen vegetables.....	02	45	3.7	-0.4	1.2	0.0	0.0	0.6
Frozen potato products (French-fried, patties, puffs, etc.).....	02	4502	6.2	-0.7	2.3	0.0	0.0	0.9
Frozen potato products (French-fried, patties, puffs, etc.).....	02	450202	6.2	-0.7	2.3	0.0	0.0	0.9
Frozen vegetables, other than potato products.....	02	4505	0.0	0.1	-0.5	0.0	0.1	0.1
Frozen vegetables, other than potato products.....	02	450509	0.0	0.1	-0.5	0.0	0.1	0.1
Dried and dehydrated food.....	02	48	-2.2	-1.4	-0.4	1.3	0.3	0.3
Dried and dehydrated food.....	02	4801	-2.2	-1.4	-0.4	1.3	0.3	0.3
Dried and dehydrated food.....	02	480101	-2.2	-1.4	-0.4	1.3	0.3	0.3
Soup mixes (including dried/dehydrated/freeze-dried) and bouillon.....	02	48010101	-3.4	0.0	0.0	0.0	0.0	1.3
Dried and dehydrated fruits and vegetables, including freeze-dried.....	02	48010102	-2.4	-0.5	-0.5	0.4	0.4	-0.1
Sugar and confectionery.....	02	5	7.9	1.7	2.5	-0.6	1.4	0.0
Raw cane sugar and sugar cane mill products and byproducts.....	02	52	2.6	1.3	0.0	0.1	-0.9	-0.1
Raw cane sugar and sugarcane mill products and byproducts.....	02	5201	2.6	1.3	0.0	0.1	-0.9	-0.1
Raw cane sugar and sugarcane mill products and byproducts.....	02	520106	2.6	1.3	0.0	0.1	-0.9	-0.1
Refined sugar products and byproducts.....	02	53	16.1	1.7	-0.1	0.2	0.0	0.1
Refined sugar products and byproducts.....	02	5307	16.1	1.7	-0.1	0.2	0.0	0.1
Refined granulated cane sugar and byproducts.....	02	530701	12.2	1.7	-0.4	1.0	0.0	0.0
Beet sugar.....	02	530702	20.1	1.8	0.1	-0.6	0.0	0.2
Confectionery materials.....	02	54	22.7	6.5	11.6	-3.2	7.5	-1.3
Confectionery materials.....	02	5401	22.7	6.5	11.6	-3.2	7.5	-1.3
Corn sweeteners, made by wet milling.....	02	540107	-4.3	-2.7	-1.0	7.3	-0.7	4.9
Chocolate coatings, made from cacao beans.....	02	540108	50.3	13.4	12.3	-4.0	10.8	-6.8
Other chocolate and cocoa products, made from cacao beans.....	02	540109	75.9	19.9	27.9	-13.6	17.1	-6.8
Confectionery end products.....	02	55	1.7	0.3	0.5	0.1	-0.1	0.5
Candy and nuts.....	02	5503	1.9	0.3	0.6	0.1	-0.1	0.5
Chocolate and chocolate-type confectionery products.....	02	550301	5.9	-0.3	1.7	0.2	0.2	1.1
Chocolate/chocolate-type confectionery prods, cacao beans.....	02	5503011	3.8	0.0	0.0	0.0	0.0	0.0
Chocolate/confectionery products, made from purchased chocolate, not retailed.....	02	5503014	6.3	-0.4	2.0	0.2	0.3	1.3
Nonchocolate-type confectioneries.....	02	550302	2.3	0.0	0.0	0.1	0.0	0.0
Nuts and seeds (salted, roasted, cooked or blanched).....	02	550304	-3.3	1.3	-0.3	-0.1	-0.8	0.3
Nuts (salted, roasted, cooked, or blanched), sold in bulk.....	02	5503041	-3.6	1.5	-0.3	-0.1	-0.8	0.2
Canned nuts (salted, roasted, cooked, or blanched).....	02	5503042	-2.5	-1.0	0.1	-0.4	1.3	-2.8
All other packaged nuts, including all types of seeds (salted, roasted, cooked, or blanched).....	02	5503043	0.9	0.0	-0.2	0.5	-2.4	2.5
Other confectionery-type products.....	02	550305	0.3	0.0	0.0	0.0	0.0	0.0
Beverages and beverage materials.....	02	6	2.7	0.1	-0.2	0.0	0.0	0.3
Alcoholic beverages.....	02	61	1.2	0.1	0.0	-0.3	0.1	0.0
Malt beverages.....	02	6101	2.2	0.2	0.0	0.1	0.0	0.1
Bottled beer and ale.....	02	610101	1.1	0.0	-0.2	-0.1	-0.2	0.1
Canned beer and ale.....	02	610103	0.6	0.5	-0.2	0.0	0.0	0.1
Beer and ale in barrels and kegs.....	02	610105	4.3	0.0	0.4	0.3	0.0	0.0
All other malt beverages and brewing products.....	02	610108	2.1	0.0	-0.7	0.0	0.0	0.0
Distilled and bottled liquor, excluding brandy.....	02	6102	-0.2	-0.3	0.0	0.0	0.0	0.0
Distilled liquor, excluding brandy.....	02	610202	-0.6	-0.6	0.0	0.0	0.0	0.0
Distilled whiskey, all other distilled liquor, excluding brandy.....	02	6102022	-0.6	-0.6	0.0	0.0	0.0	0.0
Bottled liquor, excluding brandy.....	02	610204	0.2	0.0	0.0	0.0	0.0	0.1
Bottled whiskey.....	02	6102041	0.2	0.0	0.0	0.0	0.0	0.1
Bottled gin, vodka, rum, cordials, cocktails, and similar compounds.....	02	6102042	0.3	0.0	0.0	0.0	0.0	0.0
Wines, brandy, and brandy spirits.....	02	6104	0.7	0.2	0.1	-0.9	0.2	-0.1
Wines, brandy, and brandy spirits.....	02	610441	0.7	0.2	0.1	-0.9	0.2	-0.1
Wines, white, red & rose grape, and other fruit, 14 percent or less alcohol.....	02	6104411	0.5	0.3	0.1	-1.0	0.2	-0.3
Wines, white grape, 14 percent or less alcohol content.....	02	61044111	0.3	0.2	0.1	-1.3	0.4	-0.7
Wines, red grape, 14 percent or less alcohol content.....	02	61044112	0.5	0.3	0.1	-0.7	0.0	0.0
Wines, rose grape & other fruits & berries, 14 percent or less alcohol.....	02	61044113	3.6	0.5	0.6	-0.4	0.3	1.4
Wines, dessert, effervescent, and wine coolers.....	02	6104412	4.9	-3.0	0.4	-0.6	0.6	1.0

See footnotes at end of table.

Table 7. Producer price index percentage changes for commodity and service groupings and individual items, not seasonally adjusted — Continued
 [July 2024]

Title	Commodity code		Unadjusted 12-month percent change ¹	Unadjusted 1-month percent change ¹				
	Group code	Item code		July 2023 to July 2024 ^P	Feb. to Mar.	Mar. to Apr. ^P	Apr. to May ^P	May to June ^P
Other wines, brandy, and brandy spirits.....	02	6104413	0.5	1.0	-0.9	0.2	-0.1	0.9
Soft drinks.....	02	62	3.5	0.2	-0.2	0.3	-0.3	-0.2
Soft drinks, non-carbonated and bottled water.....	02	6206	-0.7	-0.2	0.0	-0.6	-0.9	1.3
Bottled water, non-carb, processed or pasteurized.....	02	620608	1.7	-0.2	0.2	0.6	-1.5	1.9
Soft drinks, non-carbonated.....	02	620609	-1.8	-0.2	-0.1	-1.7	-0.3	0.7
Soft drinks, non-carbonated, iced tea and other types.....	02	6206093	7.5	0.8	-0.5	-1.3	-1.9	2.8
Soft drinks, non-carbonated, fruit drinks, cocktails, ades.....	02	6206094	-6.9	-0.8	0.2	-2.0	0.7	-0.6
Soft drinks, carbonated, bottle/can, all types.....	02	6210	6.3	-0.3	0.9	0.3	-0.6	-0.2
Soft drinks, carbonated, bottle/can, all types.....	02	621001	6.3	-0.3	0.9	0.3	-0.6	-0.2
Soft drinks, energy and sport.....	02	6211	—	2.0	-2.9	1.4	1.0	-2.0
Soft drinks, energy and sport.....	02	621101	—	2.0	-2.9	1.4	1.0	-2.0
Packaged beverage materials.....	02	63	8.3	-0.1	-0.6	0.5	0.1	3.1
Coffee (whole bean, ground, & instant).....	02	6301	9.1	-0.1	-0.7	0.6	0.1	3.3
Coffee, concentrated, including coffee substitutes.....	02	630103	2.9	0.0	0.0	0.0	0.0	0.0
Roasted coffee.....	02	630104	9.2	-0.1	-0.7	0.6	0.1	3.4
Tea in consumer packages, exc. canned ice tea.....	02	6303	1.5	0.2	0.1	0.1	-0.3	1.6
Tea in consumer packages, exc. canned ice tea.....	02	630313	1.5	0.2	0.1	0.1	-0.3	1.6
Other beverage materials.....	02	64	-1.0	0.2	-0.2	0.0	0.9	0.0
Other beverage materials.....	02	6401	-1.0	0.2	-0.2	0.0	0.9	0.0
Malt and malt byproducts.....	02	640101	-0.3	0.7	-0.5	0.0	0.1	0.1
Liquid beverage bases, excluding use by soft drink bottlers.....	02	640109	-9.0	0.0	0.0	0.0	1.3	0.0
Fats and oils.....	02	7	-2.9	-0.4	0.4	-2.0	0.2	2.3
Shortening, cooking oil, and margarine.....	02	78	-9.1	0.9	0.1	-2.5	-0.2	0.4
Shortening, cooking oil, and margarine.....	02	7801	-9.1	0.9	0.1	-2.5	-0.2	0.4
Margarine, butter blends, and butter substitutes.....	02	780109	—	-0.3	-0.3	1.6	-2.0	—
Shortening and cooking oils.....	02	780115	-9.8	1.2	0.2	-3.5	0.2	0.5
Other oilseed processing.....	02	7A	-1.3	-1.0	0.2	-2.3	0.0	5.1
Other oilseed processing.....	02	7A01	-1.3	-1.0	0.2	-2.3	0.0	5.1
Cotton linters.....	02	7A0104	-29.8	0.0	1.0	0.3	18.0	9.0
Cottonseed cake, meal, hulls, and other byproducts.....	02	7A0105	-10.1	-0.7	-1.7	0.3	0.6	-0.9
Cottonseed cake and meal.....	02	7A01051	-11.3	-1.3	-2.7	3.4	0.9	-3.9
Other crude and refined vegetable oils and other vegetable mill products.....	02	7A0106	-2.7	-0.6	-0.9	0.6	-0.3	-0.1
Other crude vegetable oils, including linseed, peanut, sunflower, safflower, etc.....	02	7A01061	-1.9	-0.3	-0.4	0.8	-0.7	-0.3
Other vegetable oil mill products, including all oil seed cake and meal.....	02	7A01063	-2.8	-0.8	-1.4	0.5	0.1	0.1
Corn oil, crude and refined.....	02	7B	—	-3.4	2.6	0.8	3.1	0.4
Corn oil, made by wet milling.....	02	7B01	—	-3.4	2.6	0.8	3.1	0.4
Corn oil, made by wet milling.....	02	7B0101	—	-3.4	2.6	0.8	3.1	0.4
Miscellaneous processed foods.....	02	8	3.0	0.7	-0.4	-0.5	0.5	0.3
Canned jams, jellies, and preserves.....	02	81	0.1	0.0	0.1	0.0	0.0	0.0
Canned jams, jellies, and preserves.....	02	8101	0.1	0.0	0.1	0.0	0.0	0.0
Canned jams, jellies, and preserves.....	02	810102	0.1	0.0	0.1	0.0	0.0	0.0
Pickles and other pickled products, including horseradish.....	02	82	0.0	0.0	0.0	0.0	0.4	0.0
Pickles and other pickled products.....	02	8201	0.0	0.0	0.0	0.0	0.4	0.0
Pickles and other pickled products, including horseradish.....	02	820106	0.0	0.0	0.0	0.0	0.4	0.0
Specialty canning.....	02	84	4.0	0.0	0.1	-0.6	-0.1	0.0
Specialty canning.....	02	8401	4.0	0.0	0.1	-0.6	-0.1	0.0
Canned dry beans.....	02	840102	0.2	-0.1	0.2	-0.3	0.2	-0.2
Canned soups and stews, excluding frozen and seafood.....	02	840104	0.1	-0.1	0.4	-0.4	0.0	0.0
Canned baby foods and other canned specialties/nationality foods.....	02	840105	19.1	0.2	-0.9	-1.2	-0.3	0.0
Frozen specialty food.....	02	85	0.9	-0.1	-0.1	0.0	0.3	-0.1
Frozen specialty food.....	02	8501	0.9	-0.1	-0.1	0.0	0.3	-0.1
Frozen cakes, pies, and other pastries.....	02	850109	1.6	-0.3	0.0	-0.2	0.3	0.0
Frozen dinners (beef, pork, and poultry pies) and nationality foods, incl. frozen pizza.....	02	850111	0.3	0.2	-0.4	0.3	0.4	-0.1
Other frozen specialties, incl. all whipped topping, waffles, soups, etc., excluding seafood.....	02	850113	1.9	-1.2	0.7	-0.9	0.0	-0.3
Prepared sauces, except tomato.....	02	86	2.6	0.0	0.4	0.0	0.0	0.0
Prepared sauces, excluding tomato-based sauces and sauces comprised of 20 percent or more meat.....	02	8601	2.6	0.0	0.4	0.0	0.0	0.0

See footnotes at end of table.

Table 7. Producer price index percentage changes for commodity and service groupings and individual items, not seasonally adjusted — Continued
 [July 2024]

Title	Commodity code		Unadjusted 12-month percent change ¹	Unadjusted 1-month percent change ¹				
	Group code	Item code		July 2023 to July 2024 ^P	Feb. to Mar.	Mar. to Apr. ^P	Apr. to May ^P	May to June ^P
Prepared sauces, excluding tomato-based sauces and sauces comprised of 20 percent or more meat.....	02	860103	2.6	0.0	0.4	0.0	0.0	0.0
Other miscellaneous processed foods.....	02	89	2.8	1.7	-0.7	0.0	0.0	0.0
Other miscellaneous processed foods.....	02	8901	2.8	1.7	-0.7	0.0	0.0	0.0
Mayonnaise, salad dressings, and sandwich spreads.....	02	890102	-1.1	0.0	-0.2	0.0	0.0	0.0
Dry mix food preparations.....	02	890148	0.6	-0.1	0.0	-0.1	0.0	0.0
Perishable non-frozen prepared food, including tortillas.....	02	890149	5.8	0.4	2.2	-1.0	0.7	1.4
Perishable prepared foods.....	02	8901492	5.3	0.5	3.0	-0.9	1.0	1.0
Flavoring extracts, emulsions, liquid flavors, and food colorings.....	02	890151	0.3	0.0	-1.6	0.0	0.0	0.0
Other flavoring agents, except chocolate syrup.....	02	890154	-2.3	-2.6	1.3	0.9	-1.7	-4.4
Soft drink flavoring syrup, sold in bulk.....	02	89015411	-5.7	0.0	0.0	0.0	0.0	-10.6
Other flavoring agents (except chocolate syrups).....	02	89015412	1.7	0.0	0.0	0.0	0.0	0.0
Table salt (evaporated), pepper (white and black), and other spices.....	02	890156	5.0	0.3	0.1	0.4	1.1	0.7
Pepper and other spices in commercial sizes (1 lb or more).....	02	8901566	9.7	1.1	0.5	0.0	4.2	2.3
Peanut butter.....	02	890158	3.6	-1.3	-0.4	5.4	0.8	-0.1
Ice.....	02	890161	6.1	0.0	0.0	0.0	6.1	0.0
Dairy product alternatives, including plant-based.....	02	890162	0.7	-0.2	0.0	0.5	0.1	0.1
Dry, condensed, and evaporated dairy product alternatives, including plant-based.....	02	8901621	1.6	0.7	0.0	0.0	0.2	0.2
Liquid dairy product alternatives, including plant-based.....	02	8901622	-0.1	-1.0	0.1	1.0	0.0	0.0
Perishable beverage dairy milk alternatives, including plant-based.....	02	89016221	-	-1.2	0.0	0.0	0.0	0.0
All other liquid dairy product alternatives, including plant-based.....	02	89016222	-	0.0	0.4	5.1	0.1	0.0
Chips (potato, corn, etc.).....	02	890172	4.4	6.4	-3.7	-0.2	0.0	0.0
Potato chips and sticks, plain and flavored.....	02	8901721	4.8	2.6	1.0	0.0	0.1	0.0
Corn chips and related products.....	02	8901722	4.4	14.7	-11.4	0.0	0.0	0.0
Other chips, sticks (hard pretzels, bacon rinds, popcorn (except candied), etc.).....	02	8901723	3.9	1.8	0.0	-0.6	0.0	0.0
Vinegar and cider.....	02	890174	1.1	0.0	0.0	0.0	0.0	0.9
Other food preparations.....	02	890175	0.6	-0.7	-0.6	0.5	-2.3	2.3
Prepared animal feeds.....	02	9	-7.6	-0.7	-0.6	0.1	0.5	-0.1
Soybean cake, meal, and other byproducts.....	02	92	-8.0	-1.2	-1.8	2.3	-0.3	0.6
Soybean cake, meal, and byproducts.....	02	9201	-8.0	-1.2	-1.8	2.3	-0.3	0.6
Soybean cake, meal, and byproducts.....	02	920112	-8.0	-1.2	-1.8	2.3	-0.3	0.6
Soybean cake and meal.....	02	9201121	-4.4	-1.3	-0.8	1.6	0.7	-0.2
Other soybean products, including isolates and concentrates.....	02	9201122	-32.8	-0.2	-10.6	8.7	-9.2	8.4
Formula feeds.....	02	93	-10.2	-2.0	-0.7	0.3	-0.4	0.7
Formula feeds.....	02	9301	-10.2	-2.0	-0.7	0.3	-0.4	0.7
Chicken and turkey feed, supplements, concentrates, and premixes.....	02	930102	-17.7	-2.7	-0.8	1.2	-1.2	0.6
Dairy cattle feed, supplements, concentrates, and premixes.....	02	930110	-6.3	-3.0	-1.9	-1.1	0.6	1.7
Swine feed, supplements, concentrates, and premixes.....	02	930115	-4.6	0.0	0.6	0.6	0.0	0.0
Beef cattle feed, supplements, concentrates, and premixes.....	02	930117	-7.9	-2.3	-1.2	0.5	-0.5	1.1
Poultry, exc. chicken and turkey, and livestock, exc. cattle and swine, feed.....	02	930118	-0.7	-0.6	0.1	-0.3	0.0	0.0
Miscellaneous feedstuffs.....	02	94	-5.9	0.2	-0.2	-0.6	1.2	-0.8
Pet food.....	02	9402	0.0	0.0	0.0	0.0	0.0	-0.2
Dog and cat food.....	02	940202	0.7	0.0	0.0	0.0	0.0	0.0
Dog food.....	02	9402021	0.7	0.0	0.0	0.0	0.0	0.0
Canned dog food.....	02	94020211	2.0	0.0	0.0	0.0	0.0	0.0
Dry and semi moist dog food.....	02	94020214	0.4	0.0	0.0	0.0	0.0	0.0
Cat food.....	02	9402022	0.7	0.0	0.0	0.0	0.0	0.0
Canned cat food.....	02	94020224	0.5	0.0	0.0	0.0	0.0	0.0
Dry and semi moist cat food.....	02	94020225	0.7	0.0	0.0	0.0	0.0	0.0
Pet (excluding dog and cat), laboratory, and fur animal feed.....	02	940203	-10.2	-0.6	-0.7	-0.5	0.1	-3.6
Miscellaneous feedstuffs other than pet food.....	02	9403	-12.3	0.4	-0.4	-1.4	2.6	-1.5
Meat meal and meat and bone meal.....	02	940301	-31.8	-2.1	-3.4	-1.2	3.9	0.8
Wet process corn byproducts.....	02	940317	-28.1	5.2	-3.7	-1.7	3.7	-20.0
Other animal feeds, including fertilizer byproducts and feather.....	02	940325	-10.2	-1.7	-0.7	-0.8	1.4	-0.7
Animal and marine feed and fertilizer byproducts, except meat and bone meal.....	02	9403252	-11.9	-1.8	-1.1	-2.0	1.7	-1.6
Other prepared animal feeds, including feeding materials and adjuncts.....	02	9403253	-9.0	-1.6	-0.4	0.0	1.2	0.0
Miscellaneous byproducts of slaughtering plants.....	02	940333	-5.2	1.1	1.5	-1.2	3.3	3.9
Distillers' dried grains (dark and light) and dried solubles.....	02	940334	-9.0	-4.2	-1.6	-3.4	-1.5	-2.5
Textile products and apparel.....	03	-	1.0	0.9	-0.1	0.5	-0.3	-0.2
Synthetic fibers.....	03	1	1.2	3.8	-1.9	3.4	-2.2	-1.1

See footnotes at end of table.

Table 7. Producer price index percentage changes for commodity and service groupings and individual items, not seasonally adjusted — Continued
 [July 2024]

Title	Commodity code		Unadjusted 12-month percent change ¹	Unadjusted 1-month percent change ¹				
	Group code	Item code		July 2023 to July 2024 ^P	Feb. to Mar.	Mar. to Apr. ^P	Apr. to May ^P	May to June ^P
Unprocessed filament yarns.....	03	15	1.2	3.8	-1.9	3.4	-2.2	-1.1
Noncellulosic and cellulosic organic fibers.....	03	1504	1.2	3.8	-1.9	3.4	-2.2	-1.1
Noncellulosic fibers.....	03	150401	2.1	4.6	-2.2	3.8	-2.4	-1.2
Noncellulosic organic fibers.....	03	1504014	2.9	6.0	-2.9	4.7	-2.9	-1.8
Polyester manufactured fibers.....	03	15040147	4.3	1.5	0.3	0.5	0.6	1.4
Other noncellulosic organic fibers, incl. polyamide, polyolefin, and producer-textured.....	03	15040149	2.2	8.3	-4.3	6.8	-4.6	-3.3
Processed yarns and threads.....	03	2	-1.3	0.3	0.9	-0.3	-0.2	-0.6
Yarns.....	03	26	-1.3	0.3	0.9	-0.3	-0.2	-0.7
Spun cotton yarns.....	03	2601	0.9	1.0	0.0	-0.1	0.0	0.0
Spun cotton yarns.....	03	260115	0.9	1.0	0.0	-0.1	0.0	-0.1
Spun synthetic yarns.....	03	2603	-0.6	0.0	0.0	0.0	0.0	0.0
Spun synthetic yarns.....	03	260304	-0.6	0.0	0.0	0.0	0.0	0.0
Textured and twisted yarns.....	03	2604	-3.1	0.0	1.8	-0.5	-0.4	-1.2
Textured and twisted yarns.....	03	260405	-3.1	0.0	1.8	-0.5	-0.4	-1.2
Other spun noncellulosic and natural fiber (excluding cotton and wool) yarns.....	03	2607	-0.5	0.0	0.0	-0.1	0.0	-0.3
Other spun noncellulosic and natural fiber (excluding cotton and wool) yarns.....	03	260701	-0.5	0.0	0.0	-0.1	0.0	-0.3
Greige fabrics.....	03	3	-0.2	0.0	0.2	-0.1	0.2	-0.2
Greige broadwoven fabrics.....	03	37	0.6	0.1	0.3	-0.1	0.3	-0.3
Greige manmade, silk, and other natural fiber (exc cotton/wool) broadwoven fabrics.....	03	3703	1.0	0.2	0.2	-0.2	0.5	0.1
Greige manmade, silk, and other natural fiber (exc cotton/wool) broadwoven fabrics.....	03	370304	1.0	0.2	0.2	-0.2	0.5	0.1
Greige knit fabrics.....	03	38	-0.8	-0.3	0.0	0.0	0.0	0.0
Weft (circular) knit fabrics, greige goods (excluding hosiery).....	03	3803	-0.3	0.0	0.0	0.0	0.0	0.0
Weft (circular) knit fabrics, greige goods (excluding hosiery).....	03	380301	-0.3	0.0	0.0	0.0	0.0	0.0
Warp knit fabrics, greige goods (excluding hosiery).....	03	3804	-1.2	-0.5	0.0	0.0	0.0	0.0
Warp knit fabrics, greige goods (excluding hosiery).....	03	380401	-1.2	-0.5	0.0	0.0	0.0	0.0
Tire cord and tire fabric.....	03	39	-2.6	0.0	0.2	-0.1	0.0	0.0
Tire cord and tire fabrics.....	03	3901	-2.6	0.0	0.2	-0.1	0.0	0.0
Tire cord and tire fabrics.....	03	390101	-2.6	0.0	0.2	-0.1	0.0	0.0
Finished fabrics.....	03	4	0.3	0.4	0.3	-0.3	0.2	0.1
Finished broadwoven fabrics.....	03	42	0.9	0.9	0.5	-1.2	1.2	0.1
Finished cotton broadwoven fabrics.....	03	4201	0.1	0.3	0.0	0.1	0.0	0.0
Finished cotton broadwoven fabrics.....	03	420104	0.1	0.3	0.0	0.1	0.0	0.0
Finished manmade, silk, and other natural fiber (exc. cotton and wool) broadwoven fabrics.....	03	4203	1.4	1.2	0.8	-1.9	1.8	0.1
Finished manmade, silk, and other natural fiber (exc. cotton and wool) broadwoven fabrics.....	03	420306	1.4	1.2	0.8	-1.9	1.8	0.1
Finished manmade, silk, & natural fiber (exc cotton/wool) broadwoven, finished in weaving mills.....	03	4203061	1.5	-0.2	0.1	0.1	0.1	0.3
Finished manmade fiber, silk and other natural fiber broadwoven fabrics, finishing mill.....	03	4203062	1.3	2.1	1.2	-3.1	2.9	0.0
Woven and braided narrow fabrics.....	03	44	2.4	-0.4	0.3	0.1	0.3	-1.6
Woven and braided narrow fabrics.....	03	4402	2.4	-0.4	0.3	0.1	0.3	-1.6
Woven narrow fabrics (12 inches or less in width).....	03	440204	3.0	-0.5	0.3	0.1	0.4	-1.9
Braided narrow fabrics (12 inches or less in width).....	03	440205	-0.6	0.3	0.0	-0.1	0.0	0.0
Nonwoven fabrics and felts.....	03	45	-3.0	0.2	0.4	-0.5	0.0	0.0
Nonwoven fabrics and felts.....	03	4503	-3.0	0.2	0.4	-0.5	0.0	0.0
Nonwoven fabrics.....	03	450321	-3.3	0.2	0.4	-0.5	-0.1	-0.1
Pressed, punched, or needled felts, excluding hats.....	03	450333	1.6	0.0	0.0	0.0	1.1	0.0
Coated fabrics, not rubberized.....	03	46	1.3	0.0	0.3	0.2	0.0	0.2
Coated fabrics, not rubberized.....	03	4601	1.3	0.0	0.3	0.2	0.0	0.2
Vinyl coated fabrics, including expanded vinyl coated.....	03	460102	0.1	0.0	0.0	-0.6	0.1	-0.1
Coated or laminated fabrics and coated yarns, incl. impregnated fabrics.....	03	460103	1.7	0.0	0.4	0.5	-0.1	0.3
Screen printed textile materials, embroideries, and lace goods.....	03	47	1.9	0.6	0.1	0.1	0.1	0.4
Screen printed textile and apparel materials and embroideries.....	03	4701	1.9	0.7	0.1	0.1	0.1	0.4
Embroideries (excluding Schiffli machine products) and embroidery contractors.....	03	470103	1.7	0.3	-0.2	0.1	0.5	0.0
Screen printing on garments, apparel accessories, and other fabric articles, excluding labels.....	03	470108	2.0	0.7	0.1	0.1	0.0	0.5

See footnotes at end of table.

Table 7. Producer price index percentage changes for commodity and service groupings and individual items, not seasonally adjusted — Continued
[July 2024]

Title	Commodity code		Unadjusted 12-month percent change ¹	Unadjusted 1-month percent change ¹				
	Group code	Item code		July 2023 to July 2024 ^P	Feb. to Mar.	Mar. to Apr. ^P	Apr. to May ^P	May to June ^P
Knit fabrics, finished in knitting mills.....	03	48	0.8	0.1	-0.1	0.0	0.3	0.0
Weft (circular) knit fabrics, knit and finished in the same establishment (excluding hosiery).....	03	4801	-0.2	0.0	-0.2	0.0	0.0	0.0
Weft (circular) knit fabrics, knit and finished in the same establishment (excluding hosiery).....	03	480101	-0.2	0.0	-0.2	0.0	0.0	0.0
Warp knit goods, knit and finished in the same establishment.....	03	4802	2.1	0.3	-0.1	-0.1	0.6	0.0
Warp knit goods, knit and finished in the same establishment.....	03	480201	2.1	0.3	-0.1	-0.1	0.6	0.0
Warp knit fabrics, knit and finished in same establishment.....	03	4802011	2.2	0.3	-0.1	0.0	0.6	0.0
Apparel & other fabricated textile prods.....	03	8	2.9	0.2	0.2	0.3	0.0	0.0
Apparel.....	03	81	1.6	0.0	0.2	0.0	0.0	0.0
Miscellaneous apparel and accessories.....	03	8104	3.6	0.0	0.9	0.0	0.0	0.0
Men's and boys' fabric, straw, and felt hats, made from purchased materials.....	03	810414	14.4	0.0	5.1	0.0	0.0	1.4
Women's, girls', and infants' fabric, straw, and felt hats, made from purchased materials.....	03	810415	—	—	—	—	—	—
Hat bodies and fabric caps, made from purchased materials.....	03	810416	1.4	0.0	0.0	0.0	0.0	-3.9
Gloves and mittens, made from purchased materials.....	03	810424	0.0	0.0	0.0	0.0	0.0	0.0
Leather and sheep-lined apparel, made from purchased materials.....	03	810428	2.7	0.0	0.0	0.0	0.0	0.0
Apparel and accessories, n.e.c.....	03	810441	1.5	0.0	0.0	0.0	0.0	0.0
All other cut and sew apparel, made from purchased materials.....	03	81044118	2.2	0.0	0.0	0.0	0.0	0.0
Fabricated apparel accessories.....	03	8104412	0.0	0.0	0.0	0.0	0.0	0.0
All other apparel accessories, made from purchased materials.....	03	81044125	0.0	0.0	0.0	0.0	0.0	0.0
Women's, girls', and infants' cut and sew apparel.....	03	8106	1.5	0.0	0.0	0.0	0.1	0.0
Women's and girls' blouses and shirts, made from purchased fabrics.....	03	810603	-1.4	0.0	0.0	0.0	0.0	0.0
Women's and girls' dresses, made from purchased fabrics.....	03	810611	5.0	0.0	0.0	0.0	0.3	0.0
Women's and girls' lingerie and nightwear, made from purchased fabrics.....	03	810647	0.0	0.0	0.0	0.0	0.0	0.0
Women's and girls' other outerwear, made from purchased fabrics.....	03	810661	0.4	0.1	0.0	0.1	0.0	0.0
Men's and boys' cut and sew apparel.....	03	8107	0.4	0.0	-0.3	-0.1	0.0	0.0
Men's and boys' pants, except work pants, made from purchased fabrics.....	03	810703	0.0	0.0	0.0	0.0	0.0	0.0
Men's and boys' work clothing, made from purchased fabrics.....	03	810713	-2.6	0.0	-1.3	-1.4	0.0	0.0
Men's and boys' shirts, except work shirts, made from purchased fabrics.....	03	810723	2.4	0.0	0.0	0.0	0.0	0.0
Men's and boys' suits, coats, and overcoats, made from purchased fabrics.....	03	810735	1.3	0.0	0.0	0.4	0.0	0.0
Men's and boys' other outerwear, made from purchased fabrics.....	03	810744	-0.1	0.0	0.1	0.0	0.0	0.0
Men's and boys' nightwear, robes, and underwear, made from purchased fabrics.....	03	810761	0.7	0.4	0.0	0.0	0.0	0.0
Apparel made in knitting mills.....	03	8108	0.3	0.0	0.0	0.0	0.0	0.0
Knit outerwear, underwear, and nightwear, made in knitting mills.....	03	810808	1.7	0.0	0.0	0.0	0.0	0.0
Hosiery and socks.....	03	810831	-0.2	0.0	0.0	0.0	0.0	0.0
Textile house furnishings.....	03	82	1.1	-0.2	0.2	0.6	0.0	-0.1
Textile house furnishings.....	03	8203	1.1	-0.2	0.2	0.6	0.0	-0.1
Curtains and draperies, made from purchased materials.....	03	820304	3.0	0.0	0.0	1.9	0.0	0.0
Other textiles, including towels and bed textiles.....	03	820312	0.4	-0.2	0.3	0.1	0.0	-0.1
Fabricated textile products, made in weaving mills.....	03	8203121	2.3	-2.6	3.1	0.3	-0.1	-1.3
Other household textile products.....	03	8203122	0.2	0.0	0.0	0.1	0.0	0.0
Bedspreads, made from purchased materials.....	03	82031221	0.0	0.0	0.0	0.0	0.0	0.0
Sheets and pillowcases, made from purchased materials.....	03	82031223	0.0	0.0	0.0	0.0	0.0	0.0
Other household furnishings, made from purchased materials.....	03	82031226	0.3	0.0	0.0	0.1	0.0	0.0
Industrial and other fabricated products.....	03	83	4.5	0.5	0.2	0.6	0.1	0.1
Industrial and other fabricated products.....	03	8303	4.5	0.5	0.2	0.6	0.1	0.1
Rope, cordage, and twine.....	03	830321	1.7	0.5	-0.1	0.1	0.8	0.1
Duffle bags.....	03	830333	—	0.0	0.0	0.1	0.0	0.0
All other textile bags.....	03	830334	2.9	0.0	0.0	0.3	0.0	0.0
Canvas and related products.....	03	830345	4.5	0.7	0.4	0.9	0.0	0.0
All other fabricated textile products, excluding trimming and findings.....	03	830351	5.2	0.1	-0.1	0.3	0.1	0.1
All other miscellaneous fabricated textile products.....	03	8303516	2.0	0.1	-0.2	0.4	0.1	0.1
Trimming and findings, excluding automobile and apparel.....	03	830361	5.2	7.6	0.1	0.0	-0.2	0.0
Miscellaneous textile products/services.....	03	9	0.3	0.8	-0.3	-0.7	0.0	0.1
Miscellaneous textile products/services.....	03	94	0.3	0.8	-0.3	-0.7	0.0	0.1
Miscellaneous textile products/services.....	03	9401	0.3	0.8	-0.3	-0.7	0.0	0.1
Textile and fabric finishing, except broadwoven.....	03	940103	-9.1	-1.4	-1.6	-0.5	0.4	0.2
Hides, skins, leather, and related products.....	04	—	-1.3	0.0	0.1	-0.2	-0.4	-0.3

See footnotes at end of table.

Table 7. Producer price index percentage changes for commodity and service groupings and individual items, not seasonally adjusted — Continued
[July 2024]

Title	Commodity code		Unadjusted 12-month percent change ¹	Unadjusted 1-month percent change ¹				
	Group code	Item code		July 2023 to July 2024 ^P	Feb. to Mar.	Mar. to Apr. ^P	Apr. to May ^P	May to June ^P
Hides and skins, incl. cattle.....	04	1	-13.9	-0.8	-0.9	-1.3	-1.1	-1.9
Hides and skins, incl. cattle.....	04	19	-13.9	-0.8	-0.9	-1.3	-1.1	-1.9
Hides, skins, and pelts, made in slaughtering plants.....	04	1901	-13.9	-0.8	-0.9	-1.3	-1.1	-1.9
Hides, skins, and pelts, made in slaughtering plants.....	04	190108	-13.9	-0.8	-0.9	-1.3	-1.1	-1.9
Leather.....	04	2	-0.3	0.5	-0.2	-0.2	-1.1	-0.9
Finished and unfinished leather.....	04	27	-0.3	0.5	-0.2	-0.2	-1.1	-0.9
Finished and unfinished leather.....	04	2701	-0.3	0.5	-0.2	-0.2	-1.1	-0.9
Finished and unfinished leather.....	04	270102	-0.3	0.5	-0.2	-0.2	-1.1	-0.9
Footwear.....	04	3	1.9	0.0	0.8	0.0	0.0	0.1
Men's nonathletic footwear.....	04	31	1.9	0.0	0.5	0.0	0.0	0.0
Men's footwear (size 6 and larger), excluding athletic.....	04	3105	1.9	0.0	0.5	0.0	0.0	0.0
Men's footwear (size 6 and larger), excluding athletic.....	04	310501	1.9	0.0	0.5	0.0	0.0	0.0
Women's nonathletic footwear.....	04	32	3.3	0.0	2.1	0.0	0.0	0.5
Women's footwear (size 4 and larger), excluding athletic.....	04	3205	3.3	0.0	2.1	0.0	0.0	0.5
Women's footwear (size 4 and larger), excluding athletic.....	04	320501	3.3	0.0	2.1	0.0	0.0	0.5
Other footwear including slippers.....	04	39	0.0	0.0	0.0	0.0	0.0	0.0
Other footwear, excluding rubber and plastic soled footwear.....	04	3901	0.0	0.0	0.0	0.0	0.0	0.0
Other footwear, excluding rubber and plastic soled footwear.....	04	390104	0.0	0.0	0.0	0.0	0.0	0.0
Other leather and related products.....	04	4	1.5	0.0	0.0	0.0	0.0	0.4
Luggage and small leather goods.....	04	41	1.7	0.0	0.0	0.0	0.0	0.0
Luggage and small leather goods.....	04	4101	1.7	0.0	0.0	0.0	0.0	0.0
Luggage (including suitcases, travel bags, backpacks, and other types).....	04	410112	3.0	0.0	0.0	0.0	0.0	0.0
Women's and children's handbags and purses.....	04	410128	0.2	0.0	0.0	0.0	0.0	0.0
Personal leather goods (excluding women's handbags and purses).....	04	410132	1.1	0.0	0.0	0.0	0.0	0.0
Leather and leather-like goods, n.e.c.....	04	45	1.1	0.0	0.0	0.0	0.0	0.8
Leather and leather-like goods, n.e.c.....	04	4501	1.1	0.0	0.0	0.0	0.0	0.8
All other leather goods.....	04	450101	1.2	0.0	0.0	0.0	0.0	0.9
Boot and shoe cut stock and findings.....	04	4501011	0.0	0.0	0.0	0.0	0.0	0.0
All other miscellaneous leather goods.....	04	4501014	1.4	0.0	0.0	0.0	0.0	1.0
Leather belts, made from purchased materials.....	04	450111	0.0	0.0	0.0	0.0	0.0	0.0
Fuels and related products and power.....	05	—	2.1	-0.1	2.2	-4.3	0.9	3.2
Coal.....	05	1	8.1	-3.7	-0.7	1.6	2.0	0.3
Coal.....	05	13	8.1	-3.7	-0.7	1.6	2.0	0.3
Coal.....	05	1301	8.1	-3.7	-0.7	1.6	2.0	0.3
Unprepared bituminous coal and lignite (utility sold).....	05	130101	9.6	-2.6	4.5	-3.6	4.0	-0.3
Unprepared bituminous coal and lignite from surface mine (utility sold).....	05	1301011	5.9	-5.1	5.4	-0.5	3.4	-2.5
Unprepared bituminous coal and lignite from underground mine (utility sold).....	05	1301012	13.8	0.1	3.6	-6.8	4.5	2.2
Prepared bituminous coal and lignite (utility sold).....	05	130102	9.9	-4.9	-1.6	2.8	2.3	0.6
Prepared bituminous coal & lignite, from surface mine (utility sold).....	05	1301021	2.2	-4.6	-4.0	14.6	-7.1	-0.1
Prepared bituminous coal & lignite, from underground mine (utility sold).....	05	1301022	13.6	-5.1	-0.6	-2.3	7.0	0.9
Coal exports.....	05	130103	-4.6	0.9	-0.5	1.0	-0.7	-0.6
Coal non-utility sold (including anthracite).....	05	130104	6.8	0.1	-0.6	0.2	0.3	0.1
Gas fuels.....	05	3	0.8	-21.9	0.8	6.2	12.9	7.9
Natural gas.....	05	31	0.1	-36.5	-4.9	17.4	29.4	13.3
Natural gas.....	05	3101	0.1	-36.5	-4.9	17.4	29.4	13.3
Natural gas.....	05	310105	0.1	-36.5	-4.9	17.4	29.4	13.3
Natural gas from the wellhead.....	05	3101051	2.0	-35.4	-4.5	18.5	28.4	13.7
Natural gas from processing facilities.....	05	3101052	-11.1	-42.4	-7.4	10.5	35.9	10.7
Liquefied petroleum gas.....	05	32	1.9	0.1	6.3	-3.5	-4.2	0.4
Liquefied petroleum gas.....	05	3201	1.9	0.1	6.3	-3.5	-4.2	0.4
Isopentane and natural gasoline.....	05	320102	11.4	4.8	6.6	-6.4	-3.7	6.1
Propane.....	05	320104	56.1	-13.5	-8.1	14.5	6.8	12.6
Butane.....	05	320105	48.2	-8.8	9.9	-10.7	7.6	12.2
Plant condensate, ethane, gas mixtures, and other natural gas liquids.....	05	320108	-18.2	5.1	9.4	-5.4	-9.5	-7.6
Electric power.....	05	4	2.4	0.7	-0.6	0.0	6.2	-0.5
Residential electric power.....	05	41	2.4	0.8	-0.4	0.5	3.4	-0.7

See footnotes at end of table.

Table 7. Producer price index percentage changes for commodity and service groupings and individual items, not seasonally adjusted — Continued
 [July 2024]

Title	Commodity code		Unadjusted 12-month percent change ¹	Unadjusted 1-month percent change ¹				
	Group code	Item code		July 2023 to July 2024 ^P	Feb. to Mar.	Mar. to Apr. ^P	Apr. to May ^P	May to June ^P
Residential electric power.....	05	4121	2.4	0.8	-0.4	0.5	3.4	-0.7
Residential electric power.....	05	412101	2.4	0.8	-0.4	0.5	3.4	-0.7
Residential electric power, New England.....	05	4121011	1.0	0.0	-4.0	0.0	-0.1	-8.4
Residential electric power, Middle Atlantic.....	05	4121012	7.3	0.5	-3.0	0.4	2.5	1.4
Residential electric power, East North Central.....	05	4121013	8.0	-0.1	0.9	-1.1	7.2	0.0
Residential electric power, West North Central.....	05	4121014	4.0	1.2	3.5	-0.5	12.2	1.9
Residential electric power, South Atlantic.....	05	4121015	2.3	-0.4	0.2	0.8	4.4	-0.2
Residential electric power, East South Central.....	05	4121016	-1.2	3.6	-3.5	-1.6	3.1	-0.8
Residential electric power, West South Central.....	05	4121017	-4.7	1.9	0.4	2.1	1.8	-0.1
Residential electric power, Mountain.....	05	4121018	6.4	2.3	-0.3	4.4	0.1	1.1
Residential electric power, Pacific.....	05	4121019	0.7	1.0	0.5	0.1	0.9	-3.1
Commercial electric power.....	05	42	3.0	1.9	-0.8	0.0	8.8	-0.7
Commercial electric power.....	05	4221	3.0	1.9	-0.8	0.0	8.8	-0.7
Commercial electric power.....	05	422101	3.0	1.9	-0.8	0.0	8.8	-0.7
Commercial electric power, New England.....	05	4221011	-1.8	0.0	-2.2	0.0	-0.4	-6.3
Commercial electric power, Middle Atlantic.....	05	4221012	13.3	10.1	-5.8	1.5	13.7	3.1
Commercial electric power, East North Central.....	05	4221013	5.7	-0.4	0.6	-1.3	7.2	0.5
Commercial electric power, West North Central.....	05	4221014	7.3	0.3	4.4	-1.0	9.7	3.7
Commercial electric power, South Atlantic.....	05	4221015	-0.2	0.2	0.0	-0.1	0.2	-0.6
Commercial electric power, East South Central.....	05	4221016	-3.1	2.3	-1.9	-3.2	3.9	-1.1
Commercial electric power, West South Central.....	05	4221017	-3.9	1.9	0.3	0.4	6.9	-0.2
Commercial electric power, Mountain.....	05	4221018	4.8	1.7	-1.0	3.3	0.0	3.6
Commercial electric power, Pacific.....	05	4221019	2.3	0.4	0.2	0.0	21.7	-4.6
Industrial electric power.....	05	43	1.1	-1.8	-0.9	-1.4	8.2	0.5
Industrial electric power.....	05	4321	1.1	-1.8	-0.9	-1.4	8.2	0.5
Industrial electric power.....	05	432101	1.1	-1.8	-0.9	-1.4	8.2	0.5
Industrial electric power, New England.....	05	4321011	-11.1	-8.6	-15.2	-3.3	0.8	7.7
Industrial electric power, Middle Atlantic.....	05	4321012	13.6	-1.9	-2.5	-0.7	4.0	5.2
Industrial electric power, East North Central.....	05	4321013	10.5	-1.0	2.9	-3.9	6.0	0.0
Industrial electric power, West North Central.....	05	4321014	0.3	-0.3	5.1	0.7	8.8	2.4
Industrial electric power, South Atlantic.....	05	4321015	6.2	0.8	0.2	2.0	0.5	-0.9
Industrial electric power, East South Central.....	05	4321016	-4.0	0.3	0.4	-4.1	4.8	-0.6
Industrial electric power, West South Central.....	05	4321017	-6.6	2.4	-1.3	-2.7	5.4	0.3
Industrial electric power, Mountain.....	05	4321018	-14.5	-18.0	-13.7	0.5	3.4	8.2
Industrial electric power, Pacific.....	05	4321019	1.8	0.9	0.3	0.1	26.9	-3.6
Transportation electric power.....	05	46	0.7	1.0	0.6	-2.5	7.1	-1.1
Transportation electric power.....	05	4621	0.7	1.0	0.6	-2.5	7.1	-1.1
Transportation electric power.....	05	462111	0.7	1.0	0.6	-2.5	7.1	-1.1
Utility natural gas.....	05	5	1.5	-3.5	-3.6	-1.4	3.0	0.8
Residential natural gas.....	05	51	1.0	-2.1	-2.4	-1.6	2.0	0.4
Residential natural gas.....	05	5121	1.0	-2.1	-2.4	-1.6	2.0	0.4
Residential natural gas.....	05	512101	1.0	-2.1	-2.4	-1.6	2.0	0.4
Residential natural gas, New England.....	05	5121011	6.6	0.1	0.0	-19.1	-0.4	-0.7
Residential natural gas, Middle Atlantic.....	05	5121012	4.9	-0.2	-0.6	-0.1	-0.1	0.6
Residential natural gas, East North Central.....	05	5121013	-0.6	-3.1	-1.1	-2.6	7.3	0.5
Residential natural gas, West North Central.....	05	5121014	-0.6	-5.2	-1.2	2.1	-0.5	1.7
Residential natural gas, South Atlantic.....	05	5121015	2.5	0.2	-2.5	0.3	2.4	2.2
Residential natural gas, East South Central.....	05	5121016	-7.4	-2.5	-6.6	-0.8	-2.2	11.4
Residential natural gas, West South Central.....	05	5121017	5.6	-4.8	-3.6	-4.4	2.6	1.7
Residential natural gas, Mountain.....	05	5121018	-20.3	-0.6	-4.3	0.4	0.1	-14.7
Residential natural gas, Pacific.....	05	5121019	6.1	-4.3	-5.9	2.1	2.3	4.2
Commercial natural gas.....	05	52	0.5	-3.5	-5.5	-3.2	2.9	-0.1
Commercial natural gas.....	05	5221	0.5	-3.5	-5.5	-3.2	2.9	-0.1
Commercial natural gas.....	05	522101	0.5	-3.5	-5.5	-3.2	2.9	-0.1
Commercial natural gas, New England.....	05	5221011	13.6	0.2	0.1	-24.9	-0.3	-0.7
Commercial natural gas, Middle Atlantic.....	05	5221012	9.1	-1.0	-1.2	-0.6	0.6	1.0
Commercial natural gas, East North Central.....	05	5221013	0.3	-3.5	-3.5	-3.1	6.1	-0.4
Commercial natural gas, West North Central.....	05	5221014	-2.1	-9.6	-4.3	1.7	3.4	1.8
Commercial natural gas, South Atlantic.....	05	5221015	1.5	0.1	-2.9	1.0	5.3	0.1
Commercial natural gas, East South Central.....	05	5221016	-2.3	-5.2	-5.8	3.1	4.9	9.2
Commercial natural gas, West South Central.....	05	5221017	5.0	-4.7	-4.7	-4.1	2.0	0.3
Commercial natural gas, Mountain.....	05	5221018	-29.7	-0.6	-6.5	-0.2	-0.1	-20.1
Commercial natural gas, Pacific.....	05	5221019	4.3	-8.9	-20.3	-0.6	3.7	8.9

See footnotes at end of table.

Table 7. Producer price index percentage changes for commodity and service groupings and individual items, not seasonally adjusted — Continued
[July 2024]

Title	Commodity code		Unadjusted 12-month percent change ¹	Unadjusted 1-month percent change ¹				
	Group code	Item code		July 2023 to July 2024 ^P	Feb. to Mar.	Mar. to Apr. ^P	Apr. to May ^P	May to June ^P
Industrial natural gas.....	05	53	-3.7	-4.7	-6.2	-2.0	1.0	0.9
Industrial natural gas.....	05	5321	-3.7	-4.7	-6.2	-2.0	1.0	0.9
Industrial natural gas.....	05	532101	-3.7	-4.7	-6.2	-2.0	1.0	0.9
Industrial natural gas, New England.....	05	5321011	19.3	0.3	-0.2	-25.5	-0.6	-1.1
Industrial natural gas, Middle Atlantic.....	05	5321012	-8.5	-1.5	-0.6	-0.2	0.8	6.7
Industrial natural gas, East North Central.....	05	5321013	-1.1	-4.6	-9.4	-6.4	5.8	-1.1
Industrial natural gas, West North Central.....	05	5321014	-2.5	-4.3	-2.7	1.1	-2.9	3.2
Industrial natural gas, South Atlantic.....	05	5321015	5.0	-3.6	-2.9	-1.0	4.2	3.4
Industrial natural gas, East South Central.....	05	5321016	-2.8	-2.0	-5.3	-3.2	5.6	7.1
Industrial natural gas, West South Central.....	05	5321017	-5.6	-8.2	-7.6	-2.4	-2.8	0.6
Industrial natural gas, Mountain.....	05	5321018	-12.4	-3.6	-0.6	0.0	0.1	-12.2
Industrial natural gas, Pacific.....	05	5321019	-5.5	-2.6	-9.3	3.2	2.7	0.8
Natural gas to electric power.....	05	54	3.3	-5.2	-4.1	-0.3	4.6	1.7
Natural gas to electric power.....	05	5421	3.3	-5.2	-4.1	-0.3	4.6	1.7
Natural gas to electric power.....	05	542101	3.3	-5.2	-4.1	-0.3	4.6	1.7
Crude petroleum (domestic production).....	05	6	10.4	1.7	8.5	-7.3	-0.1	5.5
Crude petroleum (domestic production).....	05	61	10.4	1.7	8.5	-7.3	-0.1	5.5
Crude petroleum (domestic production).....	05	6101	10.4	1.7	8.5	-7.3	-0.1	5.5
Crude petroleum (domestic production).....	05	610102	10.4	1.7	8.5	-7.3	-0.1	5.5
Petroleum products, refined.....	05	7	0.5	2.4	3.9	-8.6	-4.7	6.3
Gasoline.....	05	71	-4.9	6.9	5.9	-4.4	-6.5	4.6
Unleaded premium gasoline.....	05	7103	-5.5	5.5	6.6	-5.0	-5.3	3.7
Unleaded premium gasoline.....	05	710304	-5.5	5.5	6.6	-5.0	-5.3	3.7
Unleaded regular gasoline.....	05	7104	-4.9	7.3	5.6	-4.2	-6.8	5.0
Unleaded regular gasoline.....	05	710404	-4.9	7.3	5.6	-4.2	-6.8	5.0
Unleaded mid-premium gasoline.....	05	7105	1.8	5.7	7.2	-6.9	-5.3	6.1
Unleaded mid-premium gasoline.....	05	710504	1.8	5.7	7.2	-6.9	-5.3	6.1
Kerosene and jet fuels.....	05	72	5.9	-5.3	0.3	-6.2	-4.7	7.4
Kerosene.....	05	7202	9.1	-4.3	-0.5	-6.5	-6.8	12.8
Kerosene.....	05	720201	9.1	-4.3	-0.5	-6.5	-6.8	12.8
Jet fuel.....	05	7203	5.7	-5.4	0.3	-6.2	-4.6	7.1
Jet fuel.....	05	720301	5.7	-5.4	0.3	-6.2	-4.6	7.1
Light fuel oils.....	05	73	6.1	0.0	2.8	-18.8	-3.5	11.3
Home heating oil and distillates.....	05	7302	-1.8	-3.7	-0.2	-7.9	-0.8	2.9
Home heating oil and distillates.....	05	730201	-1.8	-3.7	-0.2	-7.9	-0.8	2.9
No. 2 diesel fuel.....	05	7303	6.7	0.2	3.0	-19.5	-3.7	11.9
No. 2 diesel fuel.....	05	730302	6.7	0.2	3.0	-19.5	-3.7	11.9
Residual fuels (heavy fuel oils, incl. #5, #6, & other residual fuels).....	05	74	16.1	0.5	1.1	9.0	-1.7	1.0
Residual fuels (heavy fuel oils, incl. #5, #6, & other residual fuels).....	05	7407	16.1	0.5	1.1	9.0	-1.7	1.0
Residual fuels (heavy fuel oils, incl. #5, #6, & other residual fuels).....	05	740703	16.1	0.5	1.1	9.0	-1.7	1.0
Finished lubricants.....	05	76	-1.3	-0.9	0.0	0.0	-0.1	-0.1
Lubricating grease.....	05	7603	-	0.0	0.0	0.0	0.0	0.0
Lubricating grease not from petroleum refineries.....	05	760303	-	0.0	0.0	0.0	0.0	0.0
Lubricating and similar oils.....	05	7604	-1.7	-1.1	-0.1	0.0	-0.1	-0.1
Lubricating and similar oils not from petroleum refineries.....	05	760401	-1.7	-1.1	-0.1	0.0	-0.1	-0.1
Lubricating oil base stocks.....	05	78	8.6	-4.7	3.2	4.4	5.4	-2.9
Lubricating oil base stocks.....	05	7801	8.6	-4.7	3.2	4.4	5.4	-2.9
Lubricating oil base stocks.....	05	780121	8.6	-4.7	3.2	4.4	5.4	-2.9
Asphalt and other petroleum and coal products, n.e.c.....	05	8	-11.8	-9.3	4.2	2.6	0.5	-1.3
Asphalt and other petroleum and coal products, n.e.c.....	05	81	-11.8	-9.3	4.2	2.6	0.5	-1.3
Asphalt.....	05	8102	4.0	10.8	4.8	5.5	0.8	0.4
Asphalt.....	05	810212	4.0	10.8	4.8	5.5	0.8	0.4
Other petroleum and coal products, including coke oven products, n.e.c.....	05	8103	-16.4	-14.6	4.0	1.6	0.4	-1.9
Other petroleum and coal products, including coke oven products, n.e.c.....	05	810319	-16.4	-14.6	4.0	1.6	0.4	-1.9
Other petroleum and coal products, made in coke oven establishments.....	05	8103191	-6.6	-0.4	-0.7	1.1	-0.2	-1.3
Chemicals and allied products.....	06	-	0.5	0.2	0.8	-0.3	0.0	0.7
Industrial chemicals.....	06	1	-0.1	0.7	1.9	-0.6	0.4	2.1
Basic inorganic chemicals.....	06	13	-5.2	0.2	-0.1	0.9	0.2	-0.9
Inorganic chemicals, other than alkalis and chlorine.....	06	1302	-1.0	0.5	0.4	1.2	0.4	-1.2

See footnotes at end of table.

Table 7. Producer price index percentage changes for commodity and service groupings and individual items, not seasonally adjusted — Continued
 [July 2024]

Title	Commodity code		Unadjusted 12-month percent change ¹	Unadjusted 1-month percent change ¹				
	Group code	Item code		July 2023 to July 2024 ^P	Feb. to Mar.	Mar. to Apr. ^P	Apr. to May ^P	May to June ^P
Aluminum compounds.....	06	130209	-6.4	-0.2	-0.2	0.0	0.0	1.0
Inorganic acids, inc. hydrochloric, sulfuric acid, and other.....	06	13020T	-4.4	1.8	1.6	-2.7	0.0	-0.4
Sulfuric acid.....	06	13020T1	-10.1	-0.7	3.1	-6.2	0.9	0.0
Lime.....	06	130213	13.8	1.1	0.2	-0.1	0.0	0.4
Potassium and sodium compounds, excluding bleaches, alkalies, and alum.....	06	130217	-2.7	1.7	1.2	0.1	-0.6	0.4
Rock salt.....	06	130271	-	0.0	0.0	0.0	0.0	-
Other inorganic chemicals, nec.....	06	130283	-1.8	0.2	-0.1	2.4	0.7	-2.1
All other inorganic chemicals.....	06	1302833	2.7	0.2	0.2	3.1	0.9	-0.5
Alkalies and chlorine, including natural sodium carbonate and sulfate.....	06	1303	-16.2	-0.5	-1.6	0.2	-0.1	0.0
Chlorine, sodium hydroxide, and other alkalies.....	06	130302	-15.9	-0.4	-2.1	0.2	-0.1	0.0
Sodium hydroxide (caustic soda).....	06	1303024	-19.3	-0.4	-0.1	0.0	-0.1	1.3
Other alkalies.....	06	1303028	-16.4	-0.5	-4.8	0.6	-0.1	-1.9
Basic organic chemicals.....	06	14	1.1	0.8	2.3	-1.0	0.4	2.8
Primary basic organic chemicals.....	06	1401	24.4	6.2	2.1	-2.6	-2.2	6.0
Aromatics.....	06	140197	14.1	8.8	4.0	-1.6	-4.5	-1.6
Liquid refinery gases.....	06	140198	29.0	5.4	1.4	-3.1	-1.3	9.1
Cyclic intermediate chemicals and dyes.....	06	1402	-9.7	-1.3	-1.4	0.1	-0.5	0.2
Cyclic intermediate chemicals.....	06	140281	-9.9	-1.9	-1.4	0.0	-0.2	0.0
Synthetic organic dyes.....	06	140282	-7.8	3.1	-1.5	0.6	-2.6	1.4
Other basic organics.....	06	1403	-7.9	-2.0	2.7	-0.1	2.0	1.2
Ethanol (ethyl alcohol).....	06	140341	-18.2	-8.0	13.8	7.0	4.2	5.5
Other basic organics, n.e.c.....	06	140399	-3.9	-0.4	0.0	-2.1	1.3	-0.1
Fatty acids.....	06	1403991	-33.8	-4.1	-3.3	-5.6	-3.1	-0.7
Bulk pesticides and other bulk synthetic organic agricultural chemicals, excluding preparation.....	06	1403992	-0.7	0.0	-0.6	0.1	0.1	0.2
Industrial organic flavor oil mixtures and blends.....	06	1403993	-22.8	-0.1	-0.8	-1.9	-0.1	-0.3
Natural organic chemicals.....	06	1403995	-11.9	-1.7	-0.3	0.1	0.1	-0.1
Synthetic organic chemicals for use as flavor and perfume materials.....	06	1403997	6.4	6.8	0.0	0.0	0.0	-0.4
Synthetic organic rubber-processing chemicals.....	06	1403998	0.4	0.3	-1.0	-0.3	0.1	0.2
Synthetic organic plasticizers.....	06	1403999	12.4	-2.4	4.2	3.7	0.9	1.9
Other synthetic organic chemicals.....	06	140399A	3.0	-1.5	0.2	-3.7	0.3	0.1
Miscellaneous end use chemicals and chemical products, excluding urea.....	06	140399B	1.0	-0.4	0.1	-1.2	0.7	0.0
Miscellaneous cyclic and acyclic chemicals and chemical products, excluding fatty acid esters.....	06	140399C	2.6	2.0	0.6	-3.0	7.1	-0.8
Paints and allied products.....	06	2	-1.2	0.0	-0.2	-0.2	-0.2	0.0
Prepared paint.....	06	21	-0.5	-0.1	-0.2	0.1	0.1	0.1
Architectural coatings.....	06	2101	0.0	0.0	0.0	0.0	0.0	0.0
Architectural coatings.....	06	210104	0.0	0.0	0.0	0.0	0.0	0.0
Exterior architectural coatings.....	06	2101041	1.1	0.0	0.0	0.0	0.0	0.0
Interior architectural coatings.....	06	2101042	-0.6	0.0	0.0	0.0	0.0	0.0
OEM finishes excluding marine coatings.....	06	2102	-1.4	0.3	-0.3	0.4	0.4	0.0
OEM finishes excluding marine coatings.....	06	210201	-1.4	0.3	-0.3	0.4	0.4	0.0
Transportation finishes, except powdered and high-solids coatings.....	06	2102011	3.7	0.8	1.6	0.0	2.9	0.7
All other product finishes for original equipment manufacturers (OEM), excluding marine coating.....	06	2102012	-2.7	0.1	-0.8	0.5	-0.2	-0.3
Special purpose coatings, incl. marine, industrial & construction coatings.....	06	2103	-0.9	-0.5	-0.7	0.0	-0.1	0.4
Special purpose coatings, incl. marine, industrial & construction coatings.....	06	210301	-0.9	-0.5	-0.7	0.0	-0.1	0.4
Paint materials.....	06	22	-3.4	0.2	-0.2	-1.7	-1.5	0.0
Paint colors.....	06	2202	-4.9	0.2	-0.3	-2.0	-1.7	0.0
All other inorganic pigments, including TiO ₂ , chrome colors, and other white opaque pigments.....	06	22020N	-5.6	-0.1	0.1	-2.7	-1.5	0.0
Synthetic organic pigments, lakes, and toners.....	06	220298	-0.2	2.2	-2.7	3.2	-2.9	0.0
Allied and miscellaneous paint products.....	06	23	-3.7	0.0	-0.3	0.6	-0.2	-0.3
Allied and miscellaneous paint products.....	06	2301	-3.7	0.0	-0.3	0.6	-0.2	-0.3
Allied and miscellaneous paint products.....	06	230104	-3.7	0.0	-0.3	0.6	-0.2	-0.3
Drugs and pharmaceuticals.....	06	3	1.3	0.1	0.5	-0.1	-0.4	-0.1
Medicinal and botanical chemicals, drugs, and other products.....	06	31	5.1	0.1	0.2	0.0	-0.2	0.1
Medicinal and botanical chemicals, drugs, and other products.....	06	3102	5.1	0.1	0.2	0.0	-0.2	0.1
Synthetic organic medicinal chemicals, medicinal & botanical drugs, & other products.....	06	310203	5.1	0.1	0.2	0.0	-0.2	0.1

See footnotes at end of table.

Table 7. Producer price index percentage changes for commodity and service groupings and individual items, not seasonally adjusted — Continued
 [July 2024]

Title	Commodity code		Unadjusted 12-month percent change ¹	Unadjusted 1-month percent change ¹				
	Group code	Item code		July 2023 to July 2024 ^P	Feb. to Mar.	Mar. to Apr. ^P	Apr. to May ^P	May to June ^P
Veterinary pharmaceutical preparations.....	06	34	-	0.0	-	-	-	-
Pharmaceuticals for veterinary use.....	06	3403	-	0.0	-	-	-	-
Pharmaceuticals for veterinary use.....	06	340303	-	0.0	-	-	-	-
Biological products, including diagnostics.....	06	37	0.9	0.2	1.8	-0.3	-1.0	-0.3
Biological products, excluding diagnostic, for veterinary, industrial, and all other misc. uses.....	06	3717	-3.5	0.5	0.7	-1.1	-5.1	-1.3
Biological products, excluding diagnostic, for veterinary, industrial, and all other misc. uses.....	06	371705	-3.5	0.5	0.7	-1.1	-5.1	-1.3
Diagnostics.....	06	3718	4.3	0.2	4.0	-0.1	0.3	-0.1
In-vitro diagnostic substances.....	06	371801	-0.5	0.0	0.1	0.0	0.0	0.0
Biological products, excluding diagnostic, for human use.....	06	3719	-0.1	0.0	0.1	0.0	0.0	0.1
Biological products, excluding diagnostic, for human use.....	06	371904	-0.1	0.0	0.1	0.0	0.0	0.1
Pharmaceutical preparations.....	06	38	1.2	0.0	0.0	0.0	-0.2	0.0
Pharmaceuticals affecting neoplasms, the endocrine system, & metabolic diseases.....	06	3801	0.5	0.0	0.0	0.0	0.0	0.1
Cancer therapy products.....	06	380102	3.3	0.0	0.0	0.0	0.0	1.3
Insulin/antidiabetes products.....	06	380103	-8.8	0.0	0.0	0.0	0.0	0.0
Other neoplasms, endocrine system, and metabolic diseases.....	06	380104	1.3	0.0	0.0	0.0	0.0	0.0
Hormones and oral contraceptives.....	06	380105	0.1	0.0	0.0	0.0	0.0	0.1
Pharmaceuticals acting on the central nervous system and the sense organs.....	06	3802	3.6	0.0	0.0	0.0	0.0	0.0
Analgesics.....	06	380202	1.6	0.0	0.0	0.0	0.0	0.1
Analgesics, over-the-counter.....	06	380202OC	0.8	0.0	0.0	0.0	0.0	0.8
Analgesics, prescription.....	06	380202RX	1.7	0.0	0.0	0.0	0.0	0.0
Psychotherapeutics.....	06	380203	1.1	0.0	0.0	0.0	0.0	0.0
Antidepressants.....	06	3802031	1.0	0.0	0.0	0.0	0.0	0.0
Other psychotherapeutics, including tranquilizers.....	06	3802032	1.3	0.0	0.0	0.0	0.0	0.1
Anticonvulsants.....	06	380204	4.1	0.0	0.0	0.0	0.0	0.0
Other central nervous system and sense organs.....	06	380205	5.0	0.0	0.0	0.0	0.0	0.0
Pharmaceuticals acting on the cardiovascular system.....	06	3803	0.7	0.0	0.1	0.0	0.0	0.0
Other cardiovascular preparations.....	06	380305	0.0	0.0	0.0	0.0	0.0	0.0
Pharmaceuticals acting on the respiratory system.....	06	3804	-1.9	0.0	0.1	0.0	0.0	0.0
Antihistamines and bronchodilators, including antiasthmatics.....	06	380402	1.2	0.0	0.0	0.0	0.0	0.0
Other respiratory preparations.....	06	380403	-6.4	0.0	0.2	0.0	0.0	0.0
Other respiratory preparations, over-the-counter.....	06	380403OC	0.3	0.0	0.4	0.0	0.0	0.0
Other respiratory preparations, prescription.....	06	380403RX	-13.4	-	-	0.0	0.0	0.0
Pharmaceuticals acting on the digestive or the genito-urinary systems.....	06	3805	-7.5	0.0	-0.3	-0.6	0.0	0.0
Other digestive or genito-urinary preparations.....	06	380503	-8.4	0.0	-1.0	0.0	0.0	0.0
Other digestive or genito-urinary preparations, prescription.....	06	380503RX	-10.6	0.0	-1.3	0.0	0.0	0.0
Pharmaceuticals acting on the skin.....	06	3806	-4.3	0.1	0.0	0.0	-3.8	0.0
Other pharmaceutical preparations acting on the skin.....	06	380603	0.2	0.0	0.0	0.0	0.0	0.0
Anti-acne preparations.....	06	380606	-33.7	0.0	0.0	0.0	-34.4	0.0
Vitamin, nutrient, and hematinic preparations.....	06	3807	2.9	0.0	0.3	-0.1	0.0	0.0
Multivitamins.....	06	380702	0.3	0.0	1.1	0.0	0.0	0.0
Other vitamins and nutrients.....	06	380703	2.4	0.0	0.1	0.3	0.0	0.0
Pharmaceuticals affecting parasitic and infective diseases.....	06	3808	1.0	0.0	0.0	0.0	0.0	0.0
Broad and medium spectrum antibiotics.....	06	380802	0.0	0.0	0.0	0.0	0.0	0.0
Systemic antivirals.....	06	380803	3.3	0.0	0.0	0.0	0.0	0.0
Other parasitic and infective diseases.....	06	380804	1.6	0.0	0.0	0.0	0.0	0.0
Fats and oils, inedible.....	06	4	-1.3	-0.7	-0.3	-1.6	0.7	1.4
Fats and oils, inedible.....	06	41	-1.3	-0.7	-0.3	-1.6	0.7	1.4
Fats and oils, inedible.....	06	4101	-1.3	-0.7	-0.3	-1.6	0.7	1.4
Soybean oil, processed for inedible purposes.....	06	410131	2.3	-0.4	-0.6	-1.8	0.4	1.4
Crude soybean oil, degummed, made from soybeans crushed in the same establishment.....	06	4101311	61.0	-0.2	0.1	-0.3	0.1	0.2
Soybean oil, all other types.....	06	4101312	-28.4	-0.7	-1.3	-3.7	0.8	2.9
Lard, inedible tallow, and grease, except wool grease.....	06	410132	-18.1	-2.2	1.3	-0.4	2.5	1.5
Agricultural chemicals and chemical products.....	06	5	1.5	1.4	0.2	-1.2	-0.7	-1.4
Mixed fertilizers.....	06	51	1.8	0.6	0.5	1.2	0.0	0.2
Mixed fertilizers.....	06	5105	1.8	0.6	0.5	1.2	0.0	0.2
Mixed fertilizers.....	06	510501	1.8	0.6	0.5	1.2	0.0	0.2
Mixed fertilizers, made in plants which manufacture fertilizer materials.....	06	5105011	8.0	0.0	0.6	2.9	0.0	0.0
Mixed fertilizers, dry, mixing only.....	06	5105012	-1.0	0.5	0.6	0.0	-0.1	0.0
Mixed fertilizers, liquid, mixing only.....	06	5105013	-4.3	3.1	-0.3	1.1	0.0	1.7

See footnotes at end of table.

Table 7. Producer price index percentage changes for commodity and service groupings and individual items, not seasonally adjusted — Continued
[July 2024]

Title	Commodity code		Unadjusted 12-month percent change ¹	Unadjusted 1-month percent change ¹				
	Group code	Item code		July 2023 to July 2024 ^P	Feb. to Mar.	Mar. to Apr. ^P	Apr. to May ^P	May to June ^P
Fertilizer materials.....	06	52	8.8	3.0	0.0	-3.4	-1.6	-3.4
Nitrogenates.....	06	5201	-1.4	3.9	1.1	-2.0	-4.1	-4.1
Fertilizer materials of organic origin.....	06	520137	1.3	-0.2	0.0	-0.8	1.3	0.0
Synthetic ammonia, nitric acid, ammonium compounds, and urea.....	06	52013A	-1.7	4.3	1.2	-2.1	-4.6	-4.6
Phosphates.....	06	5202	19.7	2.2	-0.9	-4.7	0.7	-2.7
Phosphoric acid, 52-54 percent APA, superphosphates and other phosphate fertilizer materials.....	06	52026A	19.7	2.2	-0.9	-4.7	0.7	-2.7
Other agricultural chemicals.....	06	53	-5.3	0.1	0.1	0.2	0.0	0.0
Other agricultural chemicals.....	06	5301	-5.3	0.1	0.1	0.2	0.0	0.0
Lawn and garden pesticides and chemicals.....	06	530107	-3.5	0.0	0.0	0.0	0.0	0.0
Household and institutional pesticides and chemicals.....	06	530108	2.3	0.0	0.0	1.6	0.0	0.0
Agricultural and commercial pesticides and chemicals.....	06	530109	-5.9	0.1	0.1	0.1	0.0	0.0
Plastic resins and materials.....	06	6	0.4	-0.9	1.1	-0.2	-0.1	1.6
Thermoplastic resins and plastics materials.....	06	62	0.3	-0.8	0.6	-0.2	-0.3	1.8
Thermoplastic resins and plastics materials.....	06	6212	0.3	-0.8	0.6	-0.2	-0.3	1.8
Thermoplastic resins and plastics materials.....	06	621201	0.3	-0.8	0.6	-0.2	-0.3	1.8
Thermosetting resins and plastics materials.....	06	63	1.0	-2.3	4.8	-0.5	0.7	0.4
Thermosetting resins and plastics materials.....	06	6306	1.0	-2.3	4.8	-0.5	0.7	0.4
Thermosetting resins and plastics materials.....	06	630601	1.0	-2.3	4.8	-0.5	0.7	0.4
Other chemicals and allied products.....	06	7	0.9	0.5	0.0	0.1	0.2	0.0
Soaps and detergents.....	06	71	1.9	0.1	0.2	0.1	0.0	0.0
Soaps and other detergents.....	06	7104	1.9	0.1	0.2	0.1	0.0	0.0
Soaps and detergents, commercial, industrial, and institutional.....	06	710401	4.7	0.2	0.8	0.1	0.0	0.0
Commercial, industrial, and institutional hard surface cleaners.....	06	71040101	4.3	0.0	3.3	0.0	0.2	0.0
Commercial, industrial, and institutional laundry detergents.....	06	71040102	4.4	3.9	0.3	0.0	0.1	0.0
Commercial, industrial, and institutional dishwashing detergents.....	06	71040103	7.4	0.0	0.0	0.0	0.0	0.0
Commercial, industrial, and institutional metal cleaners.....	06	71040104	3.8	3.7	0.0	0.0	0.0	0.0
Dairy, farm, and food plant cleaners, sanitizers, etc.....	06	71040106	2.6	0.0	0.0	0.0	0.0	0.0
Commercial, industrial, and institutional soaps, excluding specialty cleaners.....	06	71040107	1.2	0.0	0.4	0.3	-0.1	0.0
Household detergents.....	06	710402	0.5	0.0	-0.2	0.2	0.0	0.0
Household alkaline detergents and cleaners.....	06	7104021	-0.2	0.1	-1.1	0.0	0.1	0.1
Household dry and liquid laundry detergents.....	06	7104022	0.2	0.0	0.0	0.2	0.0	0.0
Soaps, excluding specialty cleaners, household.....	06	710403	2.1	0.0	0.3	0.0	0.0	0.0
Polish and other sanitation goods.....	06	72	0.7	0.1	0.1	0.0	0.0	0.1
Polish and other sanitation goods.....	06	7201	0.7	0.1	0.1	0.0	0.0	0.1
Polishing preparations and related products.....	06	720103	-0.3	-0.1	0.0	0.0	0.0	0.2
Specialty cleaning and sanitation products.....	06	720105	1.4	0.1	0.2	0.1	0.0	0.1
Disinfectants, nonagricultural, industrial and institutional.....	06	7201051	0.7	0.0	0.3	0.0	0.0	0.0
Air and room fresheners.....	06	7201053	0.0	0.0	0.1	0.0	0.0	0.0
Laundry fabric softeners and rinses, liquid and dry.....	06	7201058	1.6	0.0	0.0	0.7	0.0	0.8
Other specialty cleaning and sanitation products.....	06	7201059	2.6	0.4	0.2	0.0	0.0	0.0
Cosmetics and other toilet preparations.....	06	75	0.9	0.1	0.0	0.1	0.0	0.0
Shaving preparations.....	06	7502	-0.8	0.0	0.0	0.0	0.0	0.0
Shaving preparations.....	06	750206	-0.8	0.0	0.0	0.0	0.0	0.0
Perfumes, toilet waters, and colognes.....	06	7503	2.5	0.0	0.0	1.3	0.0	0.0
Perfumes, toilet waters, and colognes.....	06	750306	2.5	0.0	0.0	1.3	0.0	0.0
Hair preparations (including shampoos).....	06	7504	1.1	0.4	0.1	0.0	0.0	0.0
Hair preparations (including shampoos).....	06	750407	1.1	0.4	0.1	0.0	0.0	0.0
Hair preparations incl professional, consumer, and cream/gel shampoos.....	06	75040701	0.1	0.0	0.1	0.0	0.0	0.0
Hair tonics and hair dressings incl professional and consumer use.....	06	75040702	4.9	1.8	0.0	0.0	0.0	0.0
Toothpastes, denture cleaners, and mouthwashes.....	06	7505	2.0	0.0	0.0	0.0	0.0	0.0
Denture cleaners, mouthwashes, gargles, and rinses.....	06	750504	3.0	0.0	0.0	0.0	0.0	0.0
Creams, lotions, and oils, excluding shaving, hair, and deodorant.....	06	7514	0.2	0.0	0.0	0.0	0.0	0.0
Creams, lotions, and oils, excluding shaving, hair, and deodorant.....	06	751401	0.2	0.0	0.0	0.0	0.0	0.0
Other cosmetics and toilet preparations.....	06	7515	0.8	0.0	0.0	0.0	0.0	0.0
Other cosmetics and toilet preparations.....	06	751501	0.8	0.0	0.0	0.0	0.0	0.0
Misc. chemical prod. and preparations.....	06	79	0.6	0.8	0.0	0.1	0.3	-0.1
Explosives and blasting accessories.....	06	7902	4.8	0.3	0.2	-0.2	0.0	0.1
Explosives and blasting accessories.....	06	790234	4.8	0.3	0.2	-0.2	0.0	0.1
Industrial gases.....	06	7903	2.3	3.1	1.2	0.4	2.0	-1.1
Carbon dioxide.....	06	790302	4.0	-0.4	0.0	2.7	4.9	-3.5

See footnotes at end of table.

Table 7. Producer price index percentage changes for commodity and service groupings and individual items, not seasonally adjusted — Continued
[July 2024]

Title	Commodity code		Unadjusted 12-month percent change ¹	Unadjusted 1-month percent change ¹				
	Group code	Item code		July 2023 to July 2024 ^P	Feb. to Mar.	Mar. to Apr. ^P	Apr. to May ^P	May to June ^P
Nitrogen.....	06	790303	-13.0	6.6	2.8	-0.3	1.7	6.8
Oxygen.....	06	790304	5.7	3.3	-0.9	-2.0	1.1	3.8
Argon and hydrogen.....	06	790309	9.4	-1.0	-3.2	1.2	0.8	-0.9
Other industrial gases (including fluorocarbon and acetylene).....	06	790312	4.6	3.5	2.6	1.1	2.1	-4.6
Adhesives and sealants.....	06	7904	0.2	0.5	0.3	0.1	-0.2	0.1
Synthetic resin and rubber adhesives.....	06	790402	-0.2	0.6	0.6	0.1	-0.4	0.2
Epoxy adhesives.....	06	7904021	0.3	0.4	0.0	-0.4	0.0	0.0
Other synthetic resin and rubber adhesives.....	06	7904026	0.8	1.1	1.2	0.4	-0.9	0.6
Structural sealants (load bearing).....	06	790407	0.8	0.8	0.0	0.0	0.0	0.0
Nonstructural caulking compounds and sealants.....	06	79040A	1.0	0.5	0.0	0.0	0.0	0.0
Surface active agents.....	06	7905	0.3	0.0	0.0	0.0	0.0	0.0
Surfactants (bulk surface active agents).....	06	790502	0.4	0.0	0.0	0.0	0.0	0.0
Gum and wood chemicals, including wood distillation products.....	06	7906	-3.6	-0.8	0.1	0.0	-0.2	0.3
Gum and wood chemicals, including wood distillation products.....	06	790607	-3.6	-0.8	0.1	0.0	-0.2	0.4
Other miscellaneous chemical products.....	06	7909	0.1	0.5	-0.7	0.1	0.1	0.1
Carbon black, all processes.....	06	790918	3.5	-0.7	-2.4	0.7	1.4	2.5
Printing ink.....	06	790919	-1.2	0.0	-1.0	-0.1	0.0	0.0
Gravure printing inks.....	06	7909192	0.1	0.0	0.0	0.0	0.0	0.0
Lithographic and offset inks.....	06	7909193	0.5	0.4	0.0	0.0	0.0	0.0
News and nonheat web offset printing inks.....	06	79091931	2.0	4.8	0.0	0.0	0.0	0.0
Publication and commercial web inks.....	06	79091932	0.5	0.0	0.0	0.0	0.0	0.0
Sheet-fed general inks.....	06	79091933	-0.7	0.0	0.0	0.0	0.0	0.0
Sheet-fed packaging inks.....	06	79091934	0.9	0.3	0.0	0.0	0.0	0.0
Flexographic printing inks.....	06	7909194	-5.1	0.0	0.0	0.0	0.0	0.0
Nonimpact/digital inks.....	06	7909195	-0.5	-1.4	-3.4	-0.5	0.2	0.3
All other printing inks.....	06	7909196	1.4	-0.2	-0.1	0.3	0.0	-0.6
Water-treating compounds.....	06	790961	1.9	1.8	0.2	1.0	0.0	-0.7
Automotive chemicals.....	06	790991	2.2	0.0	1.9	0.0	0.0	0.0
All other chemical preparations, including essential oils, matches, and gelatin.....	06	790999	-1.7	-0.2	-1.0	-0.5	0.0	0.1
Rubber and plastic products.....	07	—	0.4	0.4	0.6	-0.2	0.0	-0.1
Rubber and rubber products.....	07	1	2.1	0.5	0.9	0.3	0.3	-0.2
Synthetic rubber, inc. styrene-butadiene rubber (SBR) and ethylene propylene.....	07	11	13.1	3.2	4.6	2.0	1.6	-0.6
Synthetic rubber.....	07	1102	13.1	3.2	4.6	2.0	1.6	-0.6
Synthetic rubber, inc. sbr and ethylene propylene.....	07	110224	13.1	3.2	4.6	2.0	1.6	-0.6
Tires, tubes, tread, & repair materials.....	07	12	-1.0	-0.1	0.0	-0.5	-0.3	0.2
Tires.....	07	1201	-0.9	-0.1	0.0	-0.5	-0.3	0.2
Pneumatic tires (including passenger, truck, bus, tractor, industrial, and other tires).....	07	12010	-1.0	-0.1	0.0	-0.5	-0.3	0.2
Passenger car pneumatic tires.....	07	120104	-0.5	-0.1	0.1	-0.3	-0.4	0.2
Truck and bus (including off-the-highway) pneumatic tires.....	07	120105	-2.1	-0.1	-0.2	-1.5	-0.4	0.2
Tread rubber, tire sundries, and repair materials.....	07	1203	-2.1	0.0	0.0	-0.3	0.0	0.0
Tread rubber, tire sundries, and repair materials.....	07	120354	-2.1	0.0	0.0	-0.3	0.0	0.0
Miscellaneous rubber products.....	07	13	0.7	-0.1	0.2	0.2	0.2	-0.4
Rubber and plastics footwear, including athletic footwear.....	07	1301	1.2	0.0	0.0	0.0	0.0	0.1
Rubber and plastics footwear, including athletic footwear.....	07	130109	1.2	0.0	0.0	0.0	0.0	0.1
Rubber and plastic belts and belting.....	07	1303	0.8	0.0	0.0	0.0	0.0	0.0
Flat rubber and plastics belts and belting.....	07	130371	0.9	0.0	0.0	0.0	0.1	0.0
Rubber and plastics transmission belts and belting (excluding flat).....	07	130372	0.7	0.0	0.0	0.0	0.0	0.0
Rubber and plastics hose.....	07	1304	0.4	0.9	0.3	0.0	0.0	0.0
Rubber and plastics hose.....	07	130411	0.4	0.9	0.3	0.0	0.0	0.0
Industrial rubber and plastics hose without fittings.....	07	1304116	0.0	0.0	0.0	0.0	0.0	0.0
Rubber and plastics water hose (incl. fire, irrigation, etc.).....	07	1304117	0.0	0.0	1.4	0.0	0.0	0.0
Rubber and plastics hose for on- and off-highway motor vehicles.....	07	1304118	2.2	2.8	0.0	0.0	0.0	0.0
Miscellaneous rubber products, n.e.c.....	07	1306	0.8	-0.3	0.2	0.3	0.2	-0.5
All other industrial rubber products.....	07	130604	-0.3	-1.4	0.7	1.0	0.1	-3.0
All other miscellaneous rubber goods.....	07	130606	1.3	0.0	-0.1	0.0	0.0	0.0
Rubber compounds or mixtures for sale or interplant transfer.....	07	130612	1.3	0.0	0.5	0.0	1.1	0.3
Rubber products for mechanical use.....	07	130617	1.1	0.0	0.0	0.2	0.0	0.0
Molded rubber mechanical goods automotive.....	07	1306171	0.1	0.0	0.0	0.0	0.0	0.0
Molded rubber mechanical goods, transportation/off-highway.....	07	1306172	-1.0	0.0	0.0	0.0	-0.3	0.0
Other molded rubber mechanical goods (excluding tubing).....	07	1306179	4.1	0.0	0.0	0.0	0.2	0.0
Other extruded rubber mechanical goods (excl. auto)(excl. tubing).....	07	130617C	7.3	0.0	0.0	7.3	0.0	0.0
Rubber coated fabrics, garments, and footwear.....	07	130618	5.7	0.0	0.1	0.0	0.0	0.1

See footnotes at end of table.

Table 7. Producer price index percentage changes for commodity and service groupings and individual items, not seasonally adjusted — Continued
 [July 2024]

Title	Commodity code		Unadjusted 12-month percent change ¹	Unadjusted 1-month percent change ¹				
	Group code	Item code		July 2023 to July 2024 ^P	Feb. to Mar.	Mar. to Apr. ^P	Apr. to May ^P	May to June ^P
Plastic products.....	07	2	0.0	0.3	0.5	-0.3	-0.1	-0.1
Plastic construction products.....	07	21	0.0	0.0	0.6	-0.3	-0.2	0.1
Plastics construction products.....	07	2106	0.0	0.0	0.6	-0.3	-0.2	0.1
Plastics pipe.....	07	210603	-4.9	-0.5	1.3	-1.1	-0.7	0.3
Plastics drain, waste, and vent pipe.....	07	2106031	-9.4	-1.2	1.0	-2.1	-1.4	0.2
Plastics water pipe.....	07	2106033	-5.1	-0.3	2.0	-1.4	-1.2	0.8
Plastics sewer, stormdrain, and water main pipe.....	07	2106038	-5.5	-0.3	1.1	-0.3	0.5	-1.5
Other plastics pipe.....	07	210603B	1.2	0.0	1.2	0.0	0.0	0.0
Plastics pipe fittings and unions.....	07	210604	1.8	0.9	1.2	-0.6	-0.1	-0.9
Plastics plumbing fixtures.....	07	210605	1.4	0.0	0.0	1.0	0.0	0.0
Other plastics construction products.....	07	210606	2.6	0.1	0.1	-0.1	0.1	0.1
Building and construction polystyrene foam products.....	07	2106061	0.1	0.0	0.0	-0.9	0.8	0.0
Building & construction fabricated plastics products (excl foam, plumbing fixtures, hardware).....	07	2106063	2.9	0.1	0.1	0.1	0.0	0.1
Unsupported plastic film, sheet and other shapes.....	07	22	-0.1	0.1	0.8	0.5	-0.1	0.2
Unsupported plastics film, sheet, and other shapes.....	07	2205	-0.1	0.1	0.8	0.5	-0.1	0.2
Unsupported plastics film, sheet, and other shapes.....	07	220501	-0.1	0.1	0.8	0.5	-0.1	0.2
Unlaminated polyethylene film and sheet.....	07	2205011	-0.7	-0.1	-0.1	1.0	-0.2	0.2
Unlaminated vinyl and vinyl copolymer film and sheet.....	07	2205013	-3.6	0.0	0.0	0.0	0.0	0.0
Miscellaneous unlaminated plastics film and sheet.....	07	2205014	0.9	1.3	2.0	0.6	0.4	0.0
Unlaminated plastics profile shapes.....	07	2205015	-0.5	-0.4	0.8	0.5	-0.5	0.6
Laminated plastic sheets, rods, and tubes.....	07	23	2.0	0.3	0.3	0.0	0.0	0.0
Laminated plastics plates, sheet (except packaging), and shapes.....	07	2304	2.0	0.3	0.3	0.0	0.0	0.0
Laminated plastics plates, sheet (except packaging), and shapes.....	07	230401	2.0	0.3	0.3	0.0	0.0	0.0
Parts for manufacturing from plastics.....	07	26	0.0	0.6	0.0	0.0	0.0	0.0
Parts for transportation equipment.....	07	2601	0.1	0.9	0.0	0.1	0.0	0.0
Parts for transportation equipment.....	07	260105	0.2	0.9	0.0	0.1	0.0	0.0
Transportation polyurethane foam products.....	07	2601051	0.2	0.0	0.0	0.0	0.0	0.0
Transportation fabricated plastic parts (excluding foam and reinforced plastics).....	07	2601052	0.1	1.0	0.0	0.1	0.0	0.0
Other parts and components for manufacturing.....	07	2602	0.8	0.0	0.0	-0.2	0.0	0.2
Other parts and components for manufacturing.....	07	260205	0.8	0.0	0.0	-0.2	0.0	0.2
All other miscellaneous polyurethane foam products.....	07	2602051	1.7	0.8	0.1	0.9	0.0	0.0
Electrical & electronic fabricated plastics (excl. foam and reinforced plastics).....	07	2602052	1.2	0.0	0.0	-0.8	0.0	0.6
All other polystyrene foam products incl. transportation application uses.....	07	2602053	0.8	0.0	0.0	0.0	0.0	0.0
Industrial machinery plastics products, excl foam (incl gears, bearings, bushings, cams).....	07	2602054	0.3	0.0	0.0	0.0	0.0	0.0
Foam components for furniture.....	07	2603	-2.7	0.0	0.0	0.0	0.0	0.0
Foam components for furniture.....	07	260305	-2.7	0.0	0.0	0.0	0.0	0.0
Other plastic products.....	07	29	1.5	0.1	0.8	0.0	-0.3	-0.5
Other plastics products.....	07	2901	1.5	0.1	0.8	0.0	-0.3	-0.5
Custom compounding of purchased resins and color concentrates.....	07	290196	1.6	0.2	1.5	0.0	-0.5	-0.9
All other reinforced and fiberglass plastics products.....	07	290197	1.4	-0.1	0.0	0.0	0.2	0.0
Products made of foam other than polystyrene or polyurethane.....	07	290198	0.5	0.0	0.0	0.0	0.0	0.0
Plastic packaging products.....	07	2A	-0.3	0.3	0.6	-0.3	0.1	-0.5
Plastics packaging products.....	07	2A01	-0.3	0.3	0.6	-0.3	0.1	-0.5
Plastics packaging products.....	07	2A0101	-0.3	0.3	0.6	-0.3	0.1	-0.5
Other plastics packaging products, excluding film, sheet, foam and bottles.....	07	2A01012	0.3	0.5	1.2	-0.4	-0.2	-0.4
Packaging polyurethane foam products.....	07	2A01013	-0.1	0.0	0.0	0.0	0.0	0.0
Plastics bottles.....	07	2A01014	-0.5	0.2	0.0	0.0	0.1	-0.5
Polystyrene foam food containers.....	07	2A01015	-1.3	0.2	-0.6	-0.7	1.5	-1.0
Polystyrene foam protective shipping pads, shaped cushioning, etc....	07	2A01016	-2.7	0.0	0.0	0.6	0.1	0.0
Consumer, institutional, and commercial products, n.e.c.....	07	2B	0.3	0.3	0.2	-0.5	0.3	0.2
All other consumer, institutional, and commercial products.....	07	2B01	0.3	0.3	0.2	-0.5	0.3	0.2
All other consumer, institutional, and commercial products.....	07	2B0101	0.3	0.3	0.2	-0.5	0.3	0.2
Consumer and institutional polystyrene foam products.....	07	2B01011	-3.7	-0.1	0.4	-3.1	0.2	0.1
Consumer and institutional polyurethane foam products.....	07	2B01013	-	0.0	0.0	0.0	0.0	0.0
Consumer/institutional/commercial fabricated plastics products.....	07	2B01015	1.1	0.4	0.1	-0.1	0.4	0.3
Recyclable plastics.....	07	2C	-	6.8	2.0	-11.4	-5.1	-
Recyclable plastics.....	07	2C01	-	6.8	2.0	-11.4	-5.1	-
Recyclable plastics.....	07	2C0101	-	6.8	2.0	-11.4	-5.1	-

See footnotes at end of table.

Table 7. Producer price index percentage changes for commodity and service groupings and individual items, not seasonally adjusted — Continued
 [July 2024]

Title	Commodity code		Unadjusted 12-month percent change ¹	Unadjusted 1-month percent change ¹				
	Group code	Item code		July 2023 to July 2024 ^P	Feb. to Mar.	Mar. to Apr. ^P	Apr. to May ^P	May to June ^P
Lumber and wood products.....	08	—	-3.0	0.2	0.4	-0.8	-0.1	-0.5
Lumber.....	08	1	-9.1	1.3	1.3	-1.8	-0.3	-0.9
Softwood lumber.....	08	11	-13.1	3.2	0.9	-3.6	-0.6	-1.8
Softwood cut stock and dimension.....	08	1105	-10.8	2.7	0.0	-4.0	0.8	-1.0
Softwood cut stock and dimension.....	08	110503	-10.8	2.7	0.0	-4.0	0.8	-1.0
Softwood lumber, not edge worked.....	08	1106	-14.3	3.5	1.1	-3.8	-0.8	-2.1
Softwood lumber, not edge worked.....	08	110601	-14.3	3.5	1.1	-3.8	-0.8	-2.1
Softwood dressed lumber, less than 2 inches in nominal thickness, not edge worked.....	08	1106012	3.3	7.7	6.5	3.5	-0.1	-1.3
Softwood dressed 2-inch lumber, 2 inches in nominal thickness only, not edge worked.....	08	1106013	-21.5	4.8	0.3	-6.7	-2.0	-3.2
Softwood dressed lumber and timbers, more than 2 inches in nominal thickness, not edge worked.....	08	1106014	-16.7	2.2	2.7	-6.6	2.8	-3.2
Softwood lumber, made from purchased lumber.....	08	1107	-0.8	0.1	0.4	-0.6	-0.2	0.0
Softwood lumber, made from purchased lumber.....	08	110701	-0.8	0.1	0.4	-0.6	-0.2	0.0
Hardwood lumber.....	08	12	-3.1	-1.3	1.7	0.8	0.3	0.4
Hardwood cut stock and dimension.....	08	1203	9.5	1.2	1.2	0.0	1.3	2.7
Hardwood cut stock and dimension.....	08	120311	9.5	1.2	1.2	0.0	1.3	2.7
Hardwood flooring.....	08	1204	-0.1	-1.0	0.9	0.1	-0.3	0.2
Oak and maple hardwood flooring.....	08	120401	0.2	-1.0	0.9	0.1	-0.4	0.2
Hardwood flooring, other than oak and maple.....	08	120402	-3.5	0.0	0.0	0.0	0.0	0.0
Hardwood lumber, not edge worked.....	08	1205	-8.4	-2.5	2.1	1.2	0.0	-0.3
Hardwood lumber, not edge worked.....	08	120501	-8.4	-2.5	2.1	1.2	0.0	-0.3
Millwork.....	08	2	-0.1	-0.3	0.5	-0.5	0.1	-0.2
General millwork.....	08	21	1.3	0.0	0.5	-0.1	0.1	-0.3
General millwork.....	08	2101	1.3	0.0	0.5	-0.1	0.1	-0.3
Stock wood kitchen cabinets, related cabinetwork and countertops.....	08	210102	-0.4	0.0	0.0	0.0	0.6	-0.6
Stock wood kitchen cabinets and related cabinetwork for permanent installation.....	08	2101021	-0.6	0.0	0.0	0.0	0.8	-0.7
Custom wood kitchen cabinets, bathroom vanities, and related cabinetwork.....	08	210105	3.5	0.0	0.0	0.0	0.2	-0.4
Custom wood kitchen cabinets and related cabinetwork not sold direct to customer at retail.....	08	2101051	4.7	0.0	0.0	0.0	0.0	-0.2
Custom wood kitchen cabinets, bathroom vanities, and related cabinet work sold at retail.....	08	2101052	1.3	0.0	0.0	0.0	0.6	-0.7
Wood window units.....	08	210112	3.2	0.0	0.0	0.0	0.0	0.0
Double hung wood window units.....	08	2101121	3.1	0.0	0.0	0.0	0.0	0.0
Casement wood window units.....	08	2101122	3.1	0.0	0.0	0.0	0.0	0.0
All other wood window units, including horizontal sliding, awning and single hung.....	08	2101123	3.6	0.0	0.0	0.0	0.0	0.0
Wood sash, excluding sash shipped in window units.....	08	210122	3.5	0.0	0.0	0.0	0.0	0.0
Wood window & door frames, incl. door frames in door units, excl. window frames in window units.....	08	210132	-1.7	0.0	1.1	0.0	0.0	0.0
Wood panel, flush, & molded face doors, interior & exterior, incl. doors with glazed sections.....	08	210142	2.5	-0.2	0.7	0.0	0.2	-0.3
Other wood doors, incl. garage, patio, bifold, cabinet, screen, storm and louver.....	08	210152	2.0	-0.2	0.0	-0.1	-0.1	0.1
Wood moldings.....	08	210162	-5.3	0.1	-0.5	-0.8	-1.7	-1.4
Mirror and picture frames and framed pictures.....	08	210175	3.2	0.0	0.0	0.0	0.0	0.0
Other wood millwork products, including stairwork, exterior millwork, and softwood flooring.....	08	210183	3.2	0.1	3.9	-0.3	0.0	0.0
Prefabricated structural members.....	08	22	-4.3	-1.2	0.4	-1.6	0.1	-0.1
Prefabricated structural members.....	08	2201	-4.3	-1.2	0.4	-1.6	0.1	-0.1
Laminated veneer lumber.....	08	220107	-4.8	-0.2	-0.2	0.1	0.5	0.5
Other engineered structural wood members, excluding trusses & laminated veneer lumber.....	08	220108	-3.1	0.1	-0.5	0.1	0.9	0.0
Wood trusses.....	08	220109	-4.5	-1.6	0.7	-2.3	-0.1	-0.2
Plywood.....	08	3	-0.4	-0.2	1.3	-2.1	-1.0	-1.4
Softwood veneer and plywood.....	08	31	0.1	-0.3	1.6	-3.4	-1.6	-2.2
Softwood veneer and plywood.....	08	3103	0.1	-0.3	1.6	-3.4	-1.6	-2.2
Softwood veneer and plywood.....	08	310303	0.1	-0.3	1.6	-3.4	-1.6	-2.2
Softwood veneer, incl. veneer backed w/ paper, cloth, or other flexible material.....	08	3103031	6.0	2.8	2.8	0.5	-1.2	-2.0
Softwood plywood products: rough, sanded, and specialties.....	08	3103035	-3.2	-1.9	1.0	-5.6	-1.8	-2.4
Hardwood veneer and plywood.....	08	35	-1.0	-0.1	0.8	-0.3	-0.2	-0.2
Hardwood veneer and plywood.....	08	3501	-1.0	-0.1	0.8	-0.3	-0.2	-0.2

See footnotes at end of table.

Table 7. Producer price index percentage changes for commodity and service groupings and individual items, not seasonally adjusted — Continued
 [July 2024]

Title	Commodity code		Unadjusted 12-month percent change ¹	Unadjusted 1-month percent change ¹				
	Group code	Item code		July 2023 to July 2024 ^P	Feb. to Mar.	Mar. to Apr. ^P	Apr. to May ^P	May to June ^P
Hardwood veneer, including veneer backed with paper, cloth, or other flexible material.....	08	350102	-2.0	0.0	1.2	-0.1	0.1	-1.0
Hardwood plywood.....	08	350104	1.7	0.1	0.1	0.0	-0.1	0.4
Hardwood veneered panels, including two-ply veneers.....	08	350107	-3.6	-0.7	1.2	-1.5	-1.2	0.4
Other wood products.....	08	4	-3.8	0.2	0.1	-0.7	-0.1	-0.9
Wood pallets and pallet containers, wood and metal combination.....	08	41	-10.2	-0.1	-1.0	-0.6	-0.3	-1.1
Wood pallets and pallet containers.....	08	4101	-10.2	-0.1	-1.0	-0.6	-0.3	-1.1
Wood pallets and pallet containers, wood and metal combination.....	08	410101	-10.2	-0.1	-1.0	-0.6	-0.3	-1.1
Wood boxes.....	08	42	-7.7	-0.7	4.2	-0.1	0.0	-3.5
Wood boxes.....	08	4201	-7.7	-0.7	4.2	-0.1	0.0	-3.5
Nailed and lock-corner wood boxes.....	08	420101	-0.3	0.0	0.0	-1.1	0.0	0.8
Wood box and crate shook.....	08	420102	-4.8	-1.5	1.3	0.0	0.0	-0.5
Other wood container parts and wood containers.....	08	420127	-12.2	0.0	8.4	0.0	0.0	-7.4
Miscellaneous wood products.....	08	49	4.9	0.6	0.7	-0.8	0.0	-0.2
Wood ties, siding, shingles, and shakes, and contract sawing of logs owned by others.....	08	4903	2.4	0.0	0.0	0.0	0.0	0.0
Wood ties, siding, shingles, and shakes, and contract sawing of logs owned by others.....	08	490301	2.4	0.0	0.0	0.0	0.0	0.0
Sawn wood fence stock, wood lath, and contract resawing and planing.....	08	4904	0.0	0.0	0.0	0.0	0.0	0.0
Sawn wood fence stock, wood lath, and contract resawing and planing.....	08	490401	0.0	0.0	0.0	0.0	0.0	0.0
All other miscellaneous wood products.....	08	4909	5.6	0.7	0.9	-0.9	0.0	-0.2
All other miscellaneous wood products.....	08	490901	5.6	0.7	0.9	-0.9	0.0	-0.2
Logs, bolts, timber, pulpwood and wood chips.....	08	5	-3.0	-0.2	-1.7	-0.2	0.1	0.4
Logs, bolts, timber, pulpwood and wood chips.....	08	51	-3.0	-0.2	-1.7	-0.2	0.1	0.4
Logs, bolts, timber, pulpwood and wood chips.....	08	5105	-3.0	-0.2	-1.7	-0.2	0.1	0.4
Logs, bolts, timber and pulpwood.....	08	510502	-3.1	-0.1	-2.2	0.0	0.0	0.4
Wood chips, excluding field chips.....	08	510505	-2.6	-0.3	0.0	-0.6	0.5	0.5
Prefabricated wood buildings & components.....	08	6	0.7	0.4	0.6	-0.1	0.1	-0.1
Prefabricated wood buildings & components.....	08	61	0.7	0.4	0.6	-0.1	0.1	-0.1
Prefabricated wood buildings and components.....	08	6101	0.7	0.4	0.6	-0.1	0.1	-0.1
Prefabricated stationary wood buildings, components (not sold as complete units).....	08	610101	4.1	0.1	0.9	-0.5	-0.3	0.0
Prefabricated stationary wood buildings, precut packages (complete units).....	08	610102	-0.3	0.5	-0.2	-0.2	1.5	-0.1
Prefabricated stationary wood buildings, shipped in panel form (complete units).....	08	610103	0.2	0.5	1.1	-0.1	-0.4	-0.2
Prefabricated stationary wood buildings, shipped in three-dimensional assemblies.....	08	610104	0.9	0.2	0.5	0.1	0.0	0.0
Prefabricated stationary wood buildings, three-dimensional assemblies, residential.....	08	6101041	1.0	0.2	0.5	0.1	0.0	0.0
Prefabricated stationary wood buildings, three-dimensional assemblies, nonresidential.....	08	6101042	0.0	0.0	0.0	0.0	0.0	0.0
Treated wood and contract wood preserving.....	08	7	-1.7	0.3	0.3	-0.6	-0.3	-0.4
Treated wood and contract wood preserving.....	08	71	-1.7	0.3	0.3	-0.6	-0.3	-0.4
Treated wood.....	08	7101	-1.8	0.3	0.2	-0.6	-0.3	-0.4
Wood poles, piles, and posts owned and treated by the same establishment.....	08	710101	0.5	0.0	0.3	-0.7	-0.1	0.6
Other wood products owned and treated by the same establishment.....	08	710102	-4.7	0.6	0.1	-0.4	-0.7	-1.6
Contract wood preservation.....	08	7102	0.7	0.0	0.6	-0.7	0.0	-0.3
Receipts for treating wood owned by others w/ arsenical chemicals, creosote, & other chemicals.....	08	710201	0.7	0.0	0.6	-0.7	0.0	-0.3
Pulp, paper, and allied products.....	09	—	2.0	0.5	0.9	-0.1	0.0	0.3
Pulp, paper, and prod., ex. bldg. paper.....	09	1	2.3	0.3	0.6	0.5	0.1	0.3
Wood pulp.....	09	11	18.2	2.5	5.3	2.1	0.3	3.6
Wood pulp.....	09	1105	18.2	2.5	5.3	2.1	0.3	3.6
Wood pulp.....	09	110501	18.2	2.5	5.3	2.1	0.3	3.6
Special alpha and dissolving wood pulp, incl. sulfite and sulfate and other wood pulp.....	09	1105012	24.0	2.8	6.7	2.3	0.3	3.9
All other miscellaneous pulp, other than wood, and pulp mill byproducts incl. turpentine.....	09	1105017	-21.0	0.0	-6.8	0.0	-0.4	1.2
Recyclable paper.....	09	12	83.9	11.4	-0.6	2.0	0.7	0.1
News and other low grade recyclable paper.....	09	1201	79.5	10.6	0.0	0.0	0.0	0.0
News and other low grade recyclable paper.....	09	120125	79.5	10.6	0.0	0.0	0.0	0.0

See footnotes at end of table.

Table 7. Producer price index percentage changes for commodity and service groupings and individual items, not seasonally adjusted — Continued
 [July 2024]

Title	Commodity code		Unadjusted 12-month percent change ¹	Unadjusted 1-month percent change ¹				
	Group code	Item code		July 2023 to July 2024 ^P	Feb. to Mar.	Mar. to Apr. ^P	Apr. to May ^P	May to June ^P
Corrugated recyclable paper.....	09	1203	83.7	12.6	-0.7	2.1	1.0	0.0
Corrugated recyclable paper.....	09	120325	83.7	12.6	-0.7	2.1	1.0	0.0
High grade recyclable paper (including pulp substitutes and deinking).....	09	1207	86.1	8.1	-0.6	2.2	0.1	0.5
High grade recyclable (including pulp substitutes and deinking).....	09	120725	86.1	8.1	-0.6	2.2	0.1	0.5
Paper.....	09	13	0.9	-0.2	0.4	0.6	-0.2	0.1
Writing and printing papers.....	09	1301	-0.6	-0.8	0.3	0.7	0.0	0.0
Bleached bristol, clay-coated, uncoated, and industrial converted paper.....	09	130119	-0.1	-0.9	0.2	0.5	0.1	0.0
Newsprint.....	09	1302	-19.0	-0.9	-5.0	0.3	0.0	0.0
Newsprint.....	09	130291	-19.0	-0.9	-5.0	0.3	0.0	0.0
Packaging and industrial converting paper.....	09	1303	2.8	0.6	0.4	0.1	0.1	0.0
Coated and laminated single and multi-web paper.....	09	130321	0.6	-0.1	0.0	0.0	0.0	0.0
Single-web paper, rolls and sheets, including waxed, for flexible packaging uses.....	09	1303211	0.1	0.0	0.0	0.0	0.0	0.0
Multiweb laminated rolls and sheets, except foil, for flexible packaging uses.....	09	1303213	1.2	-0.1	0.1	0.0	0.0	0.0
Coated and laminated single and multi-web film.....	09	130322	2.9	0.7	0.5	0.2	0.1	0.0
Single-web film, rolls, and sheets, including coextruded, for flexible packaging uses.....	09	130322A	4.4	0.6	0.6	0.0	0.1	0.0
Single-web film, rolls, and sheets for flexible packaging uses.....	09	130322A1	4.1	0.6	0.6	0.1	0.0	0.0
Coextruded single-web film, for flexible packaging uses.....	09	130322A2	5.7	0.5	0.8	-0.3	0.3	-0.1
All other coated and processed papers.....	09	1305	4.4	-0.3	2.4	2.6	-2.9	1.5
Converted foil for nonpackaging applications.....	09	130505	1.0	0.0	0.0	0.0	0.0	0.0
Other coated and processed papers, except for packaging uses.....	09	130506	5.4	-0.4	3.1	3.3	-3.6	2.0
Paperboard.....	09	14	0.3	0.2	0.5	0.3	0.3	0.4
Corrugated paperboard in sheets and rolls, lined and unlined.....	09	1405	2.1	0.0	0.0	0.1	0.5	0.0
Corrugated paperboard in sheets and rolls, lined and unlined.....	09	140551	2.1	0.0	0.0	0.1	0.5	0.0
Paperboard, excluding corrugated paperboard in sheets and rolls.....	09	1411	0.0	0.2	0.6	0.3	0.3	0.5
Recycled paperboard.....	09	141105	0.7	0.4	1.9	0.7	0.0	0.5
Unbleached kraft packaging and industrial converting paperboard.....	09	141107	-0.9	0.2	0.2	0.3	0.5	0.6
Bleached packaging and industrial converting paperboard.....	09	141112	-2.2	0.0	0.0	0.0	0.0	0.1
Converted paper and paperboard products.....	09	15	-0.4	-0.3	0.5	0.5	0.1	0.3
Sanitary paper products, including stock.....	09	1501	-3.1	-0.8	0.2	0.2	-0.1	0.4
Sanitary paper products, including stock.....	09	150123	-3.1	-0.8	0.2	0.2	-0.1	0.4
Sanitary tissue paper products, made in paper mills.....	09	1501233	-3.4	-0.1	-0.1	0.0	0.0	0.4
Disposable diapers and similar disposable products, purchased sanitary paper stock and wadding.....	09	1501234	0.0	0.0	0.0	0.0	0.0	0.0
Sanitary tissue paper products, made from purchased sanitary paper stock or wadding.....	09	1501235	-4.9	-3.2	1.4	0.8	-0.3	0.8
Paper, plastic, and foil bags.....	09	1502	0.2	0.2	0.2	0.0	0.1	-0.1
Uncoated single-web paper grocers' bags and sacks and variety and shopping bags.....	09	150214	0.1	0.8	0.0	0.0	0.0	0.0
Specialty bags, pouches and liners.....	09	150216	0.2	0.2	0.3	0.0	0.1	-0.1
Plastics, foil, and coated paper bags.....	09	1502161	-0.6	0.5	-0.1	0.0	0.0	0.0
Specialty bags, pouches, and liners, multiweb laminations and foil, except film-film.....	09	15021612	-0.9	0.1	-0.2	-0.1	0.1	0.0
Single-web film specialty bags, pouches, and liners.....	09	1502162	0.5	0.1	0.3	0.1	0.1	-0.1
Polyethylene grocery and variety bags and pouches.....	09	15021621	0.8	0.0	0.0	0.2	0.0	0.0
Polyethylene refuse bags.....	09	15021622	-0.7	-0.2	1.2	1.3	0.0	-0.1
Other polyethylene bags, pouches, and liners.....	09	15021625	1.0	0.4	0.3	-0.6	0.4	-0.1
Coextruded single-web film specialty bags, pouches, & liners.....	09	15021626	1.1	0.0	0.0	0.0	0.0	0.0
Multiweb film/film combination specialty bags, pouches and liners.....	09	1502163	-6.7	0.4	0.4	-3.5	-1.8	-1.8
Paper boxes and containers.....	09	1503	0.1	-0.4	0.6	0.8	0.2	0.5
Corrugated shipping containers.....	09	150301	-0.4	0.5	0.9	0.7	0.1	0.3
Corrugated shipping containers for food and beverages and carryout boxes for retail food.....	09	1503011	0.2	-0.2	1.2	0.9	0.3	1.0
Corrugated shipping containers for paper and allied products.....	09	1503012	1.0	2.8	0.6	-0.2	0.0	0.0
Corrugated shipping containers for metal and electrical machinery.....	09	1503013	-3.3	0.4	2.0	0.2	0.0	0.0
Corrugated shipping containers for all other end uses.....	09	1503014	-0.6	0.3	0.3	1.0	0.0	-0.3
Setup (rigid) paperboard boxes.....	09	150322	3.3	0.2	1.9	-0.3	-0.2	0.0
Folding paperboard boxes, packaging, and packaging components.....	09	150336	1.0	-1.9	0.1	1.2	0.4	0.9
Folding paperboard boxes, packaging, and packaging components.....	09	15033601	1.0	-1.9	0.1	1.2	0.4	0.9
Paperboard fiber drums with ends of any material.....	09	150337	5.7	0.4	2.3	2.2	0.0	0.0
Other corrugated and solid fiber products, including containers, pallets, pads, etc.....	09	1504	5.7	0.4	1.5	1.5	0.0	0.3
Other corrugated and solid fiber products, including containers, pallets, pads, etc.....	09	150441	5.7	0.4	1.5	1.5	0.0	0.3
Office supplies and accessories.....	09	1506	0.2	0.4	0.1	0.7	-0.1	-0.9

See footnotes at end of table.

Table 7. Producer price index percentage changes for commodity and service groupings and individual items, not seasonally adjusted — Continued
 [July 2024]

Title	Commodity code		Unadjusted 12-month percent change ¹	Unadjusted 1-month percent change ¹				
	Group code	Item code		July 2023 to July 2024 ^P	Feb. to Mar.	Mar. to Apr. ^P	Apr. to May ^P	May to June ^P
Envelopes.....	09	150636	-2.0	1.0	0.3	0.1	0.3	-0.4
Die-cut paper and paperboard office supplies.....	09	150646	13.6	0.0	0.0	-0.2	0.0	0.0
Paper supplies for business machines and other misc. unprinted office supplies.....	09	150655	-1.7	-0.3	0.6	2.7	0.0	-4.2
Tablets, pads, and related products.....	09	150657	-2.7	-0.4	-1.2	-0.1	0.3	0.0
Fiber cans, tubes, and similar fiber products.....	09	1507	1.6	-0.8	1.8	0.1	0.2	0.2
Fiber cans, all fiber and composite.....	09	150731	2.3	-3.5	4.5	0.2	0.1	-0.1
Fiber cores and tubes.....	09	150732	1.2	0.6	0.4	0.0	0.2	0.5
Paperboard cones, reels, spools, bobbins, blocks, and all vulcanized fiber products.....	09	150733	0.0	0.0	0.0	0.0	0.0	0.0
Molded pulp goods, including egg cartons, florists pots, food trays, etc.....	09	1508	-1.5	-1.4	1.2	0.8	0.3	-0.1
Molded pulp goods, including egg cartons, florists pots, food trays, etc.....	09	150814	-1.5	-1.4	1.2	0.8	0.3	-0.1
Miscellaneous converted paper and paperboard products.....	09	1509	0.0	-0.2	-0.2	-0.1	0.1	0.7
Pasted, lined, laminated, or surface-coated paperboard.....	09	150901	-1.6	0.0	0.1	0.0	0.0	0.0
Wallcoverings.....	09	150902	1.9	0.0	0.0	0.0	1.9	0.0
Other sanitary paper products & misc. converted paper & paperboard products.....	09	150999	0.3	-0.2	-0.3	-0.1	0.0	0.9
Miscellaneous converted paper and paperboard products.....	09	1509992	0.0	-0.2	-0.3	-0.1	0.0	0.9
Pressure-sensitive products.....	09	16	-1.2	0.0	0.5	-0.8	1.1	-0.7
Pressure-sensitive products.....	09	1601	-1.2	0.0	0.5	-0.8	1.1	-0.7
Pressure-sensitive products.....	09	160101	-1.2	0.0	0.5	-0.8	1.1	-0.7
Building paper & building board mill prods.....	09	2	-3.2	7.0	17.6	-12.9	-4.6	-0.1
Hardboard, particleboard & fiberboard prods.....	09	22	-3.2	7.0	17.6	-12.9	-4.6	-0.1
Particleboard and fiberboard.....	09	2201	-3.3	7.3	18.3	-13.3	-4.8	-0.1
Particleboard made from particleboard produced at the same location.....	09	220125	-4.3	0.1	2.1	1.1	-0.3	0.0
Medium density fiberboard (MDF) made from MDF produced at the same location.....	09	220131	-	0.4	-0.4	-	-	-
Prefinished particleboard and medium density fiberboard (MDF) made from purchased materials.....	09	220141	-13.9	-0.7	0.0	-1.7	0.1	-0.4
Hardboard products.....	09	2202	-0.4	0.0	0.0	-0.2	0.0	0.0
Hardboard products.....	09	220206	-0.4	0.0	0.0	-0.2	0.0	0.0
Publications, printed matter and printing material.....	09	4	2.0	0.2	0.0	-0.1	0.0	0.3
Books printing.....	09	44	2.0	0.0	2.1	-3.2	0.0	0.1
Books printing.....	09	4401	2.0	0.0	2.1	-3.2	0.0	0.1
Books printing.....	09	440114	2.0	0.0	2.1	-3.2	0.0	0.1
Textbook printing and binding.....	09	4401141	-1.6	0.0	0.0	0.0	0.0	0.5
Technical, scientific, & professional book printing & binding.....	09	4401143	-2.8	0.0	0.0	3.2	0.0	2.2
Religious book printing and binding.....	09	4401145	-1.5	0.0	1.6	0.5	0.0	-1.2
General book (trade, etc.) printing and binding.....	09	4401147	5.3	-0.1	4.5	-7.8	0.0	0.0
Other book and pamphlet printing and binding.....	09	440114E	2.5	0.2	0.0	0.0	0.0	0.0
Manifold business forms printing.....	09	45	3.3	0.0	0.0	0.0	0.0	0.0
Manifold business forms printing.....	09	4501	3.3	0.0	0.0	0.0	0.0	0.0
Manifold business forms printing, excluding checkbooks.....	09	450105	3.3	0.0	0.0	0.0	0.0	0.0
Commercial printing.....	09	47	2.1	0.2	-0.2	0.1	0.0	0.4
Magazine and periodical printing.....	09	4701	-1.4	0.0	-1.1	0.0	0.0	0.4
Magazine and periodical printing (lithographic).....	09	470102	-1.4	0.0	-1.1	0.0	0.0	0.4
Label and wrapper printing for packaging.....	09	4702	0.8	0.0	0.3	0.0	-0.1	0.3
Label and wrapper printing (lithographic).....	09	470202	1.2	0.0	0.0	0.0	0.0	1.2
Label and wrapper printing (flexographic).....	09	470205	0.7	0.0	0.5	0.0	-0.1	0.0
Catalog and directory printing.....	09	4703	-0.9	0.0	-1.1	0.0	0.0	0.2
Catalog and directory printing (lithographic).....	09	470302	-0.9	0.0	-1.1	0.0	0.0	0.2
Advertising printing.....	09	4705	-0.2	0.0	-1.1	0.0	0.0	0.8
Advertising printing (lithographic).....	09	470506	-0.2	0.0	-1.2	0.0	0.0	0.8
Other general job printing.....	09	4706	3.7	0.3	1.0	0.0	0.0	0.1
Quick printing.....	09	470604	23.9	0.0	8.0	0.0	0.0	0.0
Other commercial and general job printing.....	09	470609	0.2	0.0	-0.1	0.0	0.0	0.2
Other commercial and general job printing (lithographic).....	09	4706091	0.0	0.0	-0.1	0.0	0.0	0.2
All other commercial and general job printing.....	09	4706094	1.4	0.0	0.0	0.0	0.0	0.0
Other commercial printing, incl. screen, engraving, digital, & general job exc. labels/wrappers.....	09	4711	4.4	0.4	-0.3	0.4	0.1	0.5
Commercial screen printing, excluding on garments, apparel accessories, & other fabric articles.....	09	471101	1.5	0.1	0.0	0.0	0.0	0.0
Screen printing (excluding on textiles, apparel, apparel accessories, and labels).....	09	4711012	1.5	0.1	0.0	0.0	0.0	0.0
Other commercial and general job screen printing.....	09	47110123	2.7	0.3	0.0	0.0	0.0	0.0

See footnotes at end of table.

Table 7. Producer price index percentage changes for commodity and service groupings and individual items, not seasonally adjusted — Continued
[July 2024]

Title	Commodity code		Unadjusted 12-month percent change ¹	Unadjusted 1-month percent change ¹				
	Group code	Item code		July 2023 to July 2024 ^P	Feb. to Mar.	Mar. to Apr. ^P	Apr. to May ^P	May to June ^P
Digital printing.....	09	471103	5.3	0.5	-0.4	0.5	0.1	0.6
Blankbooks, binders, and bookbinding work.....	09	48	1.8	1.0	0.0	0.2	0.3	0.2
Tradebinding and related work.....	09	4802	2.9	1.6	0.0	0.3	0.5	0.3
Miscellaneous binding and postpress work, incl collating, perforating, folding, gluing, etc.....	09	480203	-1.1	0.0	0.0	-0.4	0.8	0.0
Softcover, pamphlet, sample book, and other binding of books and materials printed elsewhere.....	09	480204	0.4	0.5	-0.1	0.1	0.3	0.1
Services for the printing trade.....	09	49	1.1	0.0	0.0	0.0	0.0	0.0
Prepress services, including platemaking.....	09	4905	1.1	0.0	0.0	0.0	0.0	0.0
Prepress services, excl platemaking (incl film, assembled flats, color sep., typesetting, etc.).....	09	490501	-	0.0	0.0	0.0	0.0	-
Printing plates and cylinders, prepared for printing (excl blank plates and blank cylinders).....	09	490502	1.8	0.0	0.0	0.0	0.0	0.0
Metals and metal products.....	10	-	-0.6	-2.2	0.1	1.3	-0.4	-0.5
Iron and steel.....	10	1	-9.6	-6.8	-2.2	0.0	-1.8	-1.8
Iron ores.....	10	11	1.9	-1.3	0.7	0.3	-0.7	2.1
Iron ores.....	10	1105	1.9	-1.3	0.7	0.3	-0.7	2.1
Iron ores.....	10	110555	1.9	-1.3	0.7	0.3	-0.7	2.1
Iron and steel scrap.....	10	12	-0.9	-7.9	-2.2	-0.4	-3.7	2.5
Carbon steel scrap.....	10	1211	-0.8	-9.1	-2.7	-0.6	-3.6	3.1
Heavy melting scrap.....	10	121191	-2.3	-7.9	-3.3	-1.5	-3.9	0.0
Carbon steel scrap bundles.....	10	121192	-14.9	-12.2	0.1	0.0	-5.4	-1.7
Shredded carbon steel scrap.....	10	121193	-	-8.3	-3.6	-1.3	-3.6	-
Cut plate and structural scrap.....	10	121194	-3.4	-10.9	-0.6	1.8	-2.7	-0.3
Stainless and other alloy steel scrap.....	10	1212	2.3	8.2	1.8	2.1	-4.6	-2.1
Stainless and other alloy steel scrap.....	10	121208	2.3	8.2	1.8	2.1	-4.6	-2.1
Cast iron scrap.....	10	1213	-5.5	-5.7	0.0	0.0	-1.5	0.0
Cast iron scrap.....	10	121308	-5.5	-5.7	0.0	0.0	-1.5	0.0
Other ferrous scrap.....	10	1215	-	-6.6	0.1	-0.1	-10.7	-
Other ferrous scrap.....	10	121501	-	-6.6	0.1	-0.1	-10.7	-
Foundry and forge shop products.....	10	15	0.6	0.4	-0.3	-1.0	0.8	-1.0
Pressure and soil pipe and fittings, cast iron.....	10	1502	0.5	0.0	-0.1	0.0	0.1	0.0
Cast iron pressure and soil pipe and fittings, except ductile pressure pipe.....	10	150227	-	0.0	0.0	0.0	0.0	0.0
Other gray and ductile iron castings.....	10	1504	-0.3	-0.2	-0.2	0.0	-0.2	-0.4
Ductile iron castings (excluding pressure pipe & fittings).....	10	150413	-1.2	-0.5	-0.4	-0.1	-0.4	-0.6
Gray iron castings (including molds and stools for heavy steel ingots).....	10	150419	1.0	0.0	0.1	0.0	0.0	-0.1
Standard and pearlitic malleable iron castings.....	10	1505	-	0.0	-0.5	-0.5	0.0	-4.2
Standard and pearlitic malleable iron castings.....	10	150501	-	0.0	-0.5	-0.5	0.0	-4.2
Steel investment castings.....	10	1506	-0.6	0.0	-1.1	-0.2	0.0	1.9
Steel investment castings.....	10	150624	-0.6	0.0	-1.1	-0.2	0.0	1.9
Carbon steel castings, except investment.....	10	1507	3.4	0.0	0.0	0.3	0.0	0.0
Carbon steel castings, except investment.....	10	150701	3.4	0.0	0.0	0.3	0.0	0.0
High alloy steel castings, excluding investment.....	10	1508	1.0	0.0	0.0	0.1	0.0	0.0
High alloy steel castings, excluding investment.....	10	150801	1.0	0.0	0.0	0.1	0.0	0.0
Other alloy steel castings, except investment.....	10	1509	5.0	0.0	0.0	0.0	0.0	0.0
Other alloy steel castings, except investment.....	10	150901	5.0	0.0	0.0	0.0	0.0	0.0
Other forge shop products.....	10	1513	-1.2	1.4	0.0	-3.1	2.8	-3.5
Closed die forgings, ferrous.....	10	151359	-0.2	2.0	0.0	-4.1	3.9	-4.6
Hot impression die impact, press and upset steel forgings.....	10	15135912	0.3	2.3	0.0	-4.4	4.3	-4.6
Hot impression die impact, press, and upset carbon steel forgings.....	10	151359121	1.6	4.8	0.0	-8.2	8.8	-9.8
Hot impression die impact, press, & upset alloy steel forgings, except stainless and high temp.....	10	151359122	-1.0	-0.1	0.0	-0.8	0.1	0.9
Steel mill products.....	10	17	-14.0	-8.1	-2.7	0.3	-1.8	-3.3
Semifinished steel mill products.....	10	1702	-14.0	-2.3	-1.6	-1.5	-1.2	-2.5
Hot rolled steel bars, plates, and structural shapes.....	10	1704	-8.0	0.3	-1.4	-1.6	-1.3	-1.5
Hot rolled steel bars, plates, & structural shapes, alloy.....	10	170406	-	-0.6	-	-	-	-
Hot rolled steel bars, plates, and structural shapes, carbon.....	10	170410	-8.1	0.4	-1.4	-1.7	-1.4	-1.6
Steel wire.....	10	1705	-7.8	-1.5	-0.7	-0.5	-0.3	-1.1
Steel wire, carbon.....	10	170501	-7.1	-0.4	-0.5	-0.7	-0.2	-1.3
Steel pipe and tube.....	10	1706	-6.5	-2.6	-1.7	-0.1	-1.8	-0.1
Steel pipe and tube, carbon.....	10	170652	-7.8	-3.3	-3.0	0.1	-1.9	-0.2
Steel pipe and tube, stainless steel.....	10	170674	-7.2	-0.2	1.0	-0.7	-3.1	1.4
Cold rolled steel sheet and strip.....	10	1707	-10.1	-12.6	-2.8	0.7	-3.3	-4.9

See footnotes at end of table.

Table 7. Producer price index percentage changes for commodity and service groupings and individual items, not seasonally adjusted — Continued
[July 2024]

Title	Commodity code		Unadjusted 12-month percent change ¹	Unadjusted 1-month percent change ¹				
	Group code	Item code		July 2023 to July 2024 ^P	Feb. to Mar.	Mar. to Apr. ^P	Apr. to May ^P	May to June ^P
Cold rolled steel sheet and strip.....	10	170710	-10.1	-12.6	-2.8	0.7	-3.3	-4.9
Cold finished steel bars and bar shapes.....	10	1708	-7.8	-0.4	-2.2	-0.9	-2.9	-0.4
Cold finished steel bars and bar shapes.....	10	170810	-7.8	-0.4	-2.2	-0.9	-2.9	-0.4
Electrometallurgical ferroalloy products.....	10	1712	-18.4	-2.4	-0.1	-0.1	0.0	0.0
Electrometallurgical ferroalloy products.....	10	171201	-18.4	-2.4	-0.1	-0.1	0.0	0.0
Nonferrous metals.....	10	2	8.5	1.7	2.8	4.3	0.3	0.1
Nonferrous metal ores.....	10	21	8.3	3.4	3.1	2.2	-2.9	2.2
Primary nonferrous metals.....	10	22	8.4	1.1	3.8	5.0	0.8	-0.3
Primary nonferrous metals.....	10	2201	8.4	1.1	3.8	5.0	0.8	-0.3
Nonferrous scrap.....	10	23	14.3	3.8	4.0	7.4	1.1	-0.4
Copper base scrap.....	10	2301	15.8	4.1	6.1	7.6	-4.7	3.0
No. 1 copper scrap, including wire.....	10	230101	18.5	4.9	7.1	7.7	-5.3	3.9
No. 2 copper scrap, including wire.....	10	230102	22.6	6.1	9.1	10.8	-7.3	4.0
Yellow brass scrap.....	10	230103	2.9	0.2	0.6	4.2	-0.5	-0.5
Aluminum base scrap.....	10	2302	29.8	-1.2	3.0	13.9	8.1	-3.8
Used beverage can scrap.....	10	230205	39.4	7.2	9.8	9.7	2.5	0.6
Other nonferrous scrap (including lead, zinc and precious metals).....	10	2303	-4.0	10.0	2.6	-0.8	-0.8	0.4
Other nonferrous scrap (including lead, zinc and precious metals).....	10	230309	-4.0	10.0	2.6	-0.8	-0.8	0.4
Secondary nonferrous metals.....	10	24	7.1	2.7	2.6	4.5	0.1	0.9
Secondary aluminum.....	10	2402	-1.2	0.4	0.7	4.5	2.1	-0.4
Secondary aluminum.....	10	240229	-1.2	0.4	0.7	4.5	2.1	-0.4
Secondary copper, alloyed and unalloyed.....	10	2403	16.3	1.8	3.6	8.7	0.5	0.7
Secondary copper, alloyed and unalloyed.....	10	240339	16.3	1.8	3.6	8.7	0.5	0.7
Secondary precious metals.....	10	2406	21.7	8.7	6.8	1.2	-1.3	2.1
Secondary precious metals.....	10	240669	21.7	8.7	6.8	1.2	-1.3	2.1
All other miscellaneous secondary nonferrous metals, including lead and zinc.....	10	2408	7.3	1.5	0.9	6.6	-3.3	3.0
All other miscellaneous secondary nonferrous metals, including lead and zinc.....	10	240801	7.3	1.5	0.9	6.6	-3.3	3.0
Nonferrous mill shapes.....	10	25	6.5	0.2	1.8	3.8	2.0	0.0
Aluminum mill shapes.....	10	2501	4.7	-0.5	0.6	4.4	2.4	0.6
Extruded aluminum shapes, including rod, bar, and wire.....	10	250162	1.9	-0.3	0.3	2.5	3.3	-0.3
Copper and brass mill shapes.....	10	2502	12.0	1.8	4.4	4.5	2.1	-1.7
Copper and copper alloy rod, bar and shapes.....	10	250238	9.9	2.4	4.2	4.6	1.3	-3.4
Copper and copper alloy pipe and tube.....	10	250239	-	0.0	6.5	10.6	6.3	-
Nickel and nickel-base alloy mill shapes.....	10	2504	-3.7	-0.2	0.3	0.0	-1.0	1.9
Nickel and nickel-base alloy mill shapes.....	10	250466	-3.7	-0.2	0.3	0.0	-1.0	1.9
Titanium and titanium-base alloy mill shapes.....	10	2505	3.2	0.0	0.3	1.0	0.0	0.0
Titanium and titanium-base alloy mill shapes.....	10	250505	3.2	0.0	0.3	1.0	0.0	0.0
Other nonferrous mill shapes.....	10	2519	11.2	-0.1	4.4	0.3	0.8	0.2
All other nonferrous metal mill shapes, except precious metal.....	10	251935	13.7	-0.2	2.1	0.2	1.1	0.3
Nonferrous wire and cable.....	10	26	8.3	0.2	3.8	5.4	0.1	-1.6
Nonferrous wire and cable.....	10	2603	8.3	0.2	3.8	5.4	0.1	-1.6
Electronic wire and cable.....	10	260301	9.6	0.3	0.2	1.8	1.4	0.0
Copper wire and cable.....	10	260314	13.9	1.0	6.6	9.0	-0.7	-3.1
Power wire and cable.....	10	260332	0.0	-2.1	0.4	2.4	1.1	0.1
Fiber optic cable.....	10	260333	-7.7	0.0	0.0	0.0	0.1	0.4
Other wire and cable.....	10	260398	10.5	-0.6	0.3	0.6	1.9	1.6
Nonferrous forge shop products.....	10	27	4.5	0.7	0.0	0.0	0.9	0.3
Nonferrous forge shop products.....	10	2701	4.5	0.7	0.0	0.0	0.9	0.3
Nonferrous forge shop products.....	10	270111	4.5	0.7	0.0	0.0	0.9	0.3
Hot impression die, impact, press and upset aluminum and other nonferrous forgings.....	10	2701111	4.9	0.8	0.0	0.0	0.9	0.4
Hot impression die, impact, press and upset aluminum and aluminum alloy forgings.....	10	27011111	4.0	1.5	-0.1	-0.1	0.3	0.7
Hot impression die, impact, press and upset titanium and titanium alloy forgings.....	10	27011112	5.2	0.0	0.0	0.0	1.3	0.0
Other nonferrous hot impression die impact, press, and upset forgings.....	10	27011113	9.8	1.2	0.0	0.0	3.5	0.0
Nonferrous foundry shop products.....	10	28	4.9	1.1	0.4	1.1	0.5	-0.2
Aluminum castings.....	10	2802	3.5	1.0	0.1	0.6	0.5	0.3
Aluminum die-castings.....	10	280207	1.9	1.2	0.1	0.6	0.5	0.5
Aluminum castings, excluding die-castings.....	10	280208	6.2	0.6	0.0	0.5	0.4	0.0
Castings, nonferrous (except aluminum).....	10	2807	7.8	1.4	1.1	2.1	0.5	-1.1

See footnotes at end of table.

Table 7. Producer price index percentage changes for commodity and service groupings and individual items, not seasonally adjusted — Continued
[July 2024]

Title	Commodity code		Unadjusted 12-month percent change ¹	Unadjusted 1-month percent change ¹				
	Group code	Item code		July 2023 to July 2024 ^P	Feb. to Mar.	Mar. to Apr. ^P	Apr. to May ^P	May to June ^P
Castings, nonferrous (except aluminum).....	10	280701	7.8	1.4	1.1	2.1	0.5	-1.1
Nonferrous die-castings (except aluminum).....	10	2807011	-1.9	-0.2	0.0	1.2	1.0	-3.2
Copper base castings (excluding die-castings).....	10	2807013	13.3	4.4	3.1	4.8	0.5	-0.2
Metal containers.....	10	3	-1.5	-0.4	-0.1	0.2	0.3	1.1
Metal cans and can components.....	10	31	-2.1	-0.4	-0.2	-0.1	0.2	1.4
Steel cans and tinware end products.....	10	3102	-	-1.1	0.2	-0.2	-	-
Steel cans and tinware end products.....	10	310231	-	-1.1	0.2	-0.2	-	-
Aluminum cans and can components.....	10	3103	-2.4	0.0	-0.4	0.0	0.0	2.3
Aluminum cans and can components.....	10	310331	-2.4	0.0	-0.4	0.0	0.0	2.3
Barrels, drums, pails and other metal containers.....	10	32	1.2	0.0	0.0	1.5	0.5	0.0
Barrels, drums, pails and other metal containers.....	10	3201	1.2	0.0	0.0	1.5	0.5	0.0
Steel shipping barrels and drums (excl. beer barrels) (more than 12-gallon capacity).....	10	320106	3.6	0.0	0.0	4.1	0.2	0.0
All other metal containers.....	10	320107	-0.5	0.0	0.0	0.0	0.9	0.0
Hardware.....	10	4	-0.7	-0.5	-0.1	0.1	0.0	0.0
Hardware, n.e.c.....	10	41	-1.3	-0.8	-0.1	0.0	0.0	0.0
Builders' hardware.....	10	4101	-0.9	0.0	0.0	0.0	0.0	0.0
Builders' hardware (lock units, key blanks, door & window hardware, cabinet hardware, etc.).....	10	410104	-0.9	0.0	0.0	0.0	0.0	0.0
Transportation equipment hardware.....	10	4103	-0.1	0.0	-0.4	0.0	0.0	0.0
Furniture hardware.....	10	4104	-0.9	-0.3	0.3	-0.2	0.0	0.0
Furniture hardware.....	10	410411	-0.9	-0.3	0.3	-0.2	0.0	0.0
Other miscellaneous hardware.....	10	4105	-7.2	-7.6	0.1	-0.1	0.1	0.1
Other miscellaneous hardware.....	10	410502	-7.2	-7.6	0.1	-0.1	0.1	0.1
Hand and edge tools.....	10	42	0.3	-0.1	0.0	0.3	0.0	0.0
Hand and edge tools.....	10	4201	0.3	-0.1	0.0	0.3	0.0	0.0
Mechanics hand service tools.....	10	420135	0.1	-0.3	0.0	1.1	0.0	0.2
Edge tools, hand operated.....	10	420145	0.3	0.0	0.0	0.0	0.0	0.0
All other misc handtools, including cutting dies, machine & power-driven (except metal cutting).....	10	420155	0.6	0.0	0.0	0.2	0.0	0.0
Plumbing fixtures and fittings.....	10	5	1.5	0.2	-0.1	0.2	-0.2	0.4
Plumbing fixture fittings and trim.....	10	54	1.8	0.0	0.0	0.3	0.2	0.0
Plumbing fixtures, fittings, and trim.....	10	5402	1.8	0.0	0.0	0.3	0.2	0.0
Lavatory and sink fittings.....	10	540218	1.5	0.0	0.0	0.1	0.0	-0.1
Miscellaneous plumbing fixtures, fittings, and trim.....	10	540223	1.8	0.0	0.0	0.0	0.5	0.0
Heating equipment.....	10	6	2.9	0.9	0.5	0.3	0.1	0.0
Steam and hot water equipment.....	10	61	5.1	-	-	-	-	0.1
Steam and hot water equipment.....	10	6101	5.1	-	-	-	-	0.1
Cast iron heating boilers, radiators and convectors.....	10	610106	5.2	-	-	-	-	0.2
Furnaces and heaters, including parts.....	10	62	2.1	1.1	0.0	-0.8	0.1	0.0
Furnaces and heaters, including parts.....	10	6201	2.1	1.1	0.0	-0.8	0.1	0.0
Furnaces and heaters, including parts.....	10	620146	2.1	1.1	0.0	-0.8	0.1	0.0
Warm air furnaces, including parts.....	10	6201461	-	1.5	0.0	-1.1	-	-
Warm air furnaces.....	10	62014611	-	1.4	0.0	-1.1	-	-
Floor and wall furnaces, unit heaters, infrared heaters, & mechanical stokers, including parts.....	10	6201462	0.4	0.0	0.0	0.0	0.2	0.0
Other heating equipment, non-electric, including parts.....	10	63	2.9	0.4	0.2	0.4	0.3	0.1
Other heating equipment, non-electric, including parts.....	10	6301	2.9	0.4	0.2	0.4	0.3	0.1
Other heating equipment, non-electric, including parts.....	10	630161	2.9	0.4	0.2	0.4	0.3	0.1
Domestic heating stoves.....	10	64	2.0	0.0	0.0	0.0	0.0	0.0
Domestic heating stoves.....	10	6401	2.0	0.0	0.0	0.0	0.0	0.0
Domestic heating stoves.....	10	640141	2.0	0.0	0.0	0.0	0.0	0.0
Domestic water heaters.....	10	66	3.5	1.6	1.8	0.0	0.0	0.0
Domestic water heaters.....	10	6601	3.5	1.6	1.8	0.0	0.0	0.0
Household water heaters, electric, for permanent installation.....	10	660101	4.0	1.9	2.0	0.0	0.0	0.0
Household water heaters, except electric.....	10	660114	3.3	1.4	1.7	0.0	0.0	0.0
Fabricated structural metal products.....	10	7	-1.0	-2.5	0.1	0.3	-0.3	-0.1
Metal doors, sash, and trim.....	10	71	1.5	0.0	0.0	0.1	0.3	0.4
Metal doors and frames (except storm).....	10	7102	2.1	0.0	0.0	0.1	0.4	0.5
Metal doors and frames (except storm).....	10	710209	2.1	0.0	0.0	0.1	0.4	0.5
Metal windows (except storm sash).....	10	7103	0.4	0.0	0.0	0.2	0.0	0.2

See footnotes at end of table.

Table 7. Producer price index percentage changes for commodity and service groupings and individual items, not seasonally adjusted — Continued
 [July 2024]

Title	Commodity code		Unadjusted 12-month percent change ¹	Unadjusted 1-month percent change ¹				
	Group code	Item code		July 2023 to July 2024 ^P	Feb. to Mar.	Mar. to Apr. ^P	Apr. to May ^P	May to June ^P
Metal windows (except storm sash).....	10	710313	0.4	0.0	0.0	0.2	0.0	0.2
Metal molding and trim and store fronts.....	10	7104	0.0	0.0	0.0	0.0	0.0	0.0
Metal molding and trim and store fronts.....	10	710413	0.0	0.0	0.0	0.0	0.0	0.0
Metal combination screen, storm sash, and storm doors.....	10	7105	0.1	0.0	0.0	0.0	0.0	0.0
Metal combination screen, storm sash, and storm doors.....	10	710515	0.1	0.0	0.0	0.0	0.0	0.0
Metal window and door screens (except combination screens) and metal weather strip.....	10	7107	0.0	0.0	0.0	0.0	0.0	0.0
Metal window and door screens (except combination screens) and metal weather strip.....	10	710717	0.0	0.0	0.0	0.0	0.0	0.0
Metal tanks.....	10	72	14.6	8.4	-0.2	0.3	0.7	1.7
Metal tanks.....	10	7201	14.6	8.4	-0.2	0.3	0.7	1.7
Metal tanks, heavy gauge, including field-erected.....	10	720123	14.6	8.4	-0.2	0.3	0.7	1.7
Sheet metal products.....	10	73	1.3	0.5	-0.1	0.1	0.1	-0.2
Sheet metal products.....	10	7301	1.3	0.5	-0.1	0.1	0.1	-0.2
Sheet metal air-conditioning ducts and stove pipe.....	10	730120	-0.9	-0.4	0.0	0.0	0.0	0.0
Sheet metal roofing and roof drainage equipment.....	10	730170	-2.9	0.0	0.0	-0.8	0.0	-1.0
Sheet metal electronic enclosures.....	10	7301C	1.9	0.8	-0.1	0.0	0.0	-0.2
Steel sheet metal computer & peripheral equipment enclosures.....	10	7301C1	1.9	0.0	-0.1	0.0	0.0	-0.2
Aluminum sheet metal computer & peripheral equipment enclosures.....	10	7301C2	0.1	0.2	0.0	0.0	0.0	0.0
Other sheet metal electronic enclosures (excl. computers).....	10	7301C3	2.5	1.8	-0.1	0.0	0.0	-0.2
Other sheet metal work.....	10	7301G	3.9	1.4	-0.1	0.0	0.1	-0.1
Aluminum and other sheet metal work.....	10	7301G3	1.1	0.2	-0.3	-0.1	0.1	-0.1
Structural, architectural, and pre-engineered metal products.....	10	74	-5.3	-6.6	0.2	0.5	-0.9	-0.3
Fabricated structural metal.....	10	7405	-9.9	-10.0	-0.4	0.4	-1.2	-0.2
Fabricated structural metal bar joists and concrete reinforcing bars.....	10	74051	-23.0	-21.6	-1.3	0.9	-2.0	-0.7
Fabricated structural iron & steel for industrial bldgs metal bar joists, short span.....	10	740510	6.2	0.0	0.0	0.0	-1.1	-0.4
Fabricated structural iron & steel for commercial, residential, institutional, & public bldgs.....	10	740514	-30.2	-27.3	-1.8	1.2	-2.3	-0.8
Other fabricated structural metal, including for bridges.....	10	74055	1.3	0.0	0.2	0.1	-0.7	0.2
Fabricated structural metal for bridges.....	10	740553	1.5	-0.2	2.7	3.1	-6.4	1.3
Other fabricated structural iron and steel, aluminum, and other metals.....	10	740554	1.3	0.0	-0.1	-0.2	-0.1	0.1
Custom roll form products.....	10	7407	-7.9	-3.9	-0.6	-2.2	-0.6	-0.8
Custom roll form products.....	10	740775	-7.9	-3.9	-0.6	-2.2	-0.6	-0.8
Ornamental and architectural metal work.....	10	7408	9.2	0.2	3.1	3.3	0.1	0.0
Iron, steel, and aluminum stairs, staircases and fire escapes.....	10	740803	18.6	0.0	8.3	8.3	0.1	0.0
Steel and aluminum fences, gates (not wire), and railings and window guards.....	10	740813	6.4	0.1	2.7	3.3	0.1	-0.1
Open metal flooring, grating and studs.....	10	740814	-	-	-	-	0.5	-
Other architectural and ornamental metal work.....	10	74082	2.7	0.5	0.2	0.2	0.0	0.1
Other aluminum and metal architectural and ornamental work.....	10	740821	1.5	1.2	0.0	-0.1	0.0	0.2
Fabricated metal pipe, tube, and fittings.....	10	7411	0.8	-0.5	-0.4	-1.1	-1.0	-1.4
Fabricated metal pipe, tube, and fittings.....	10	741151	0.8	-0.5	-0.4	-1.1	-1.0	-1.4
Heat exchangers and steam condensers.....	10	75	5.2	0.0	0.0	1.0	0.0	0.0
Heat exchangers and steam condensers.....	10	7501	5.2	0.0	0.0	1.0	0.0	0.0
Heat exchangers and steam condensers (except for nuclear applications).....	10	750103	1.6	0.1	0.0	1.0	0.0	0.0
Fabricated steel plate.....	10	76	0.0	0.0	0.0	0.0	0.0	0.0
Fabricated steel plate.....	10	7601	0.0	0.0	0.0	0.0	0.0	0.0
Fabricated steel plate.....	10	760102	0.0	0.0	0.0	0.0	0.0	0.0
Prefabricated metal buildings.....	10	79	-0.1	0.6	0.0	-0.3	0.1	-1.1
Prefabricated metal building systems (excl. farm service bldgs, residential bldgs, and parts).....	10	7901	0.1	1.0	-1.0	-0.2	0.1	0.0
Prefabricated metal building systems (excl. farm service bldgs, residential bldgs, and parts).....	10	790101	0.1	1.0	-1.0	-0.2	0.1	0.0
Farm service buildings and other prefabricated and portable buildings, steel and aluminum.....	10	7902	0.0	0.0	0.4	-0.7	0.1	0.0
Farm service buildings and other prefabricated and portable buildings, steel and aluminum.....	10	790201	0.0	0.0	0.4	-0.7	0.1	0.0
Panels, parts, and sections for prefabricated buildings, steel and aluminum.....	10	7903	-0.9	-0.8	4.1	-0.6	0.0	-7.2
Panels, parts, and sections for prefabricated buildings, steel and aluminum.....	10	790354	-0.9	-0.8	4.1	-0.6	0.0	-7.2
Miscellaneous metal products.....	10	8	2.7	0.2	0.3	0.6	0.5	0.0
Bolts, nuts, screws, rivets, and washers.....	10	81	8.0	0.4	1.0	0.0	0.0	0.0
Externally threaded fasteners, except aircraft types.....	10	8102	-0.8	0.8	-1.3	-0.1	0.1	0.1

See footnotes at end of table.

Table 7. Producer price index percentage changes for commodity and service groupings and individual items, not seasonally adjusted — Continued
 [July 2024]

Title	Commodity code		Unadjusted 12-month percent change ¹	Unadjusted 1-month percent change ¹				
	Group code	Item code		July 2023 to July 2024 ^P	Feb. to Mar.	Mar. to Apr. ^P	Apr. to May ^P	May to June ^P
Hex bolts, including heavy, tap-and-joint.....	10	810206	3.3	2.3	1.2	0.5	0.0	-0.8
Cap, set, machine, lag, flange, and self-locking screws, except aircraft types.....	10	810231	-1.8	-0.3	-0.1	0.0	0.0	-0.9
Other metal bolts, incl. square, round, plow, high-strength structural, and bent.....	10	810262	-0.2	6.2	-9.4	-1.3	1.3	4.0
Other externally threaded metal fasteners, including studs, except aircraft types.....	10	810263	-1.1	-0.5	-0.1	0.1	-0.2	0.1
Internally threaded fasteners, except aircraft types.....	10	8103	1.0	0.4	0.0	0.0	0.0	0.0
Internally threaded fasteners, except aircraft types.....	10	810312	1.0	0.4	0.0	0.0	0.0	0.0
Nonthreaded metal fasteners, except aircraft types.....	10	8104	2.3	0.0	0.0	0.0	0.0	0.0
Nonthreaded metal fasteners, except aircraft types.....	10	810424	2.3	0.0	0.0	0.0	0.0	0.0
Aircraft fasteners, except plastics (including aerospace).....	10	8105	24.1	0.0	5.0	0.0	0.0	0.0
Aircraft fasteners, except plastics (including aerospace).....	10	810536	24.1	0.0	5.0	0.0	0.0	0.0
Formed products, except fasteners, made by cold-, warm-, or hot-heading processes.....	10	8106	-	0.0	0.0	0.0	0.0	-
Formed products, except fasteners, made by cold-, warm-, or hot-heading processes.....	10	810648	-	0.0	0.0	0.0	0.0	-
Lighting fixtures.....	10	83	2.0	0.9	-0.1	0.6	0.1	0.0
Residential electric lighting fixtures, except portable.....	10	8302	1.1	1.3	0.0	0.2	0.0	0.0
Residential electric lighting fixtures, except portable.....	10	830225	1.1	1.3	0.0	0.2	0.0	0.0
Commercial, institutional and industrial electric lighting fixtures.....	10	8303	3.1	1.1	-0.1	1.0	0.2	0.0
Commercial and institutional electric lighting fixtures, including parts and accessories.....	10	830302	3.7	1.3	-0.1	1.1	0.3	0.0
Industrial electric lighting fixtures, including parts and accessories.....	10	830304	0.1	0.0	0.0	0.0	0.0	0.0
Other lighting equipment.....	10	8305	0.7	0.6	0.0	0.0	0.0	0.0
Outdoor lighting equipment (including parts and accessories).....	10	830522	0.0	0.0	0.0	0.0	0.0	0.0
All other miscellaneous electric and nonelectric lighting equipment, incl parts and accessories.....	10	830524	1.2	1.0	0.0	0.0	0.0	0.0
Ammunition, except for small arms.....	10	85	-1.6	0.8	0.0	0.0	0.0	0.0
Ammunition, except for small arms.....	10	8501	-1.6	0.8	0.0	0.0	0.0	0.0
Ammunition, except for small arms.....	10	850101	-1.6	0.8	0.0	0.0	0.0	0.0
Ordnance and ordnance accessories, n.e.c.....	10	86	0.0	0.0	0.0	0.0	0.0	0.0
Ordnance and ordnance accessories, n.e.c.....	10	8601	0.0	0.0	0.0	0.0	0.0	0.0
Ordnance and ordnance accessories, n.e.c.....	10	860101	0.0	0.0	0.0	0.0	0.0	0.0
Fabricated ferrous wire products.....	10	88	2.1	-0.2	-0.1	-0.1	3.4	-0.2
Ferrous wire rope, cable, forms and strand.....	10	8801	-1.4	0.1	0.1	-0.1	0.1	0.0
Ferrous wire rope, cable, forms and strand.....	10	880101	-1.4	0.1	0.1	-0.1	0.1	0.0
Ferrous wire cloth, other woven wire products.....	10	8807	-0.9	0.0	-0.6	0.0	0.0	0.0
Ferrous wire cloth, other woven wire products.....	10	880701	-0.9	0.0	-0.6	0.0	0.0	0.0
Other fabricated ferrous wire products.....	10	8809	4.3	-0.3	-0.2	0.0	5.0	-0.1
Steel fencing and fence gates.....	10	880993	-2.0	-0.1	0.0	-0.1	0.1	-0.8
Other fabricated ferrous wire products, n.e.c.....	10	880996	5.3	-0.3	-0.2	0.0	5.7	0.0
Steel nails, staples, tacks, spikes and brads.....	10	8812	-9.2	-0.2	0.0	-1.7	0.0	-2.0
Steel nails, staples, tacks, spikes and brads.....	10	881201	-9.2	-0.2	0.0	-1.7	0.0	-2.0
Other miscellaneous metal products.....	10	89	2.2	0.1	0.3	0.8	0.3	0.0
Wire springs.....	10	8904	19.4	-0.2	-0.1	19.2	0.0	0.0
Precision mechanical wire springs.....	10	890424	-1.6	-0.7	-0.3	0.0	0.0	0.0
Precision mechanical extension- and torsion-type wire springs.....	10	8904241	-3.7	-1.9	-0.9	0.0	0.0	0.0
Precision mechanical compression-type springs.....	10	8904242	-0.4	0.0	0.0	0.0	0.0	0.0
Other metal products.....	10	8905	2.0	0.1	0.4	0.0	0.6	0.1
Automotive job stampings.....	10	890507	1.8	-0.3	0.4	-0.4	0.0	0.1
Precision turned products, automotive.....	10	890521	7.4	0.0	-0.1	0.0	9.0	0.0
Precision turned products, except automotive.....	10	890522	-0.7	0.2	-0.1	0.2	0.0	0.8
Metal powders, paste, and flake.....	10	890564	7.5	1.4	2.2	1.4	-0.1	0.0
Powder metallurgy parts, except bearings, gears, etc.....	10	890571	1.9	0.0	0.1	0.1	0.0	0.0
Other fabricated metal products.....	10	890589	1.1	0.9	0.4	0.7	0.2	-0.6
Metal stampings n.e.c.....	10	8907	-0.2	0.3	-0.3	0.3	-1.6	-0.7
Metal job stampings, except automotive.....	10	890701	4.0	0.7	0.1	0.5	-0.2	0.3
Recreational vehicle metal job stamping.....	10	8907011	18.2	1.0	0.2	0.9	0.0	2.1
Motor and generator metal job stamping.....	10	8907012	-4.0	-	-	-	2.1	-0.4
Other metal job stampings.....	10	8907013	3.0	0.8	0.2	0.5	0.0	0.0
Other metal stampings, n.e.c., incl. stamped and pressed metal, and crowns and closures.....	10	890709	-	-0.2	-0.8	0.0	-3.9	-2.3
Metal foil and leaf.....	10	8908	-0.2	0.0	0.3	0.0	0.0	0.0
Flexible packaging foil.....	10	890811	-0.2	0.0	0.3	0.0	0.0	0.0
Heavy gauge springs.....	10	8909	-2.2	-0.5	0.1	0.2	0.0	0.1

See footnotes at end of table.

Table 7. Producer price index percentage changes for commodity and service groupings and individual items, not seasonally adjusted — Continued
 [July 2024]

Title	Commodity code		Unadjusted 12-month percent change ¹	Unadjusted 1-month percent change ¹				
	Group code	Item code		July 2023 to July 2024 ^P	Feb. to Mar.	Mar. to Apr. ^P	Apr. to May ^P	May to June ^P
Cold formed steel springs, except wire.....	10	890913	1.5	0.5	0.1	0.3	0.0	0.2
Machinery and equipment.....	11	—	2.7	0.2	0.3	0.1	0.0	0.1
Agricultural machinery and equipment.....	11	1	0.7	0.5	0.2	-0.2	0.0	-0.5
Agricultural machinery and equipment.....	11	14	0.7	0.5	0.2	-0.2	0.0	-0.5
Commercial turf and grounds care equipment, including parts and attachments.....	11	1401	1.2	0.1	0.6	0.0	0.0	0.0
Commercial turf and grounds care equipment, including parts and attachments.....	11	140111	1.2	0.1	0.6	0.0	0.0	0.0
Farm plows, harrows, rollers, pulverizers, etc., and attachments.....	11	1402	-1.0	0.0	0.0	0.0	0.0	0.0
Farm plows, harrows, rollers, pulverizers, etc., and attachments.....	11	140211	-1.0	0.0	0.0	0.0	0.0	0.0
Farm dairy equipment, sprayers and dusters, farm blowers, and attachments.....	11	1404	0.1	0.0	0.0	0.0	0.0	0.0
Farm dairy equipment, sprayers and dusters, farm blowers, and attachments.....	11	140411	0.1	0.0	0.0	0.0	0.0	0.0
Planting, seeding, and fertilizing machinery and attachments.....	11	1405	-1.9	0.7	0.0	0.0	0.0	-3.7
Planting, seeding, and fertilizing machinery and attachments.....	11	140511	-1.9	0.7	0.0	0.0	0.0	-3.7
Harvesting machinery (except hay and straw) and attachments.....	11	1406	2.0	0.0	0.1	-0.3	0.3	0.0
Harvesting machinery (except hay and straw) and attachments.....	11	140611	2.0	0.0	0.1	-0.3	0.3	0.0
Haying machinery and attachments.....	11	1407	-0.1	0.3	1.1	0.0	0.0	0.0
Haying machinery and attachments.....	11	140711	-0.1	0.3	1.1	0.0	0.0	0.0
All other farm machinery and equipment, excluding parts, including attachments.....	11	1408	1.2	1.0	0.2	-0.4	0.0	0.0
All other farm machinery and equipment, excluding parts, including attachments.....	11	140811	1.2	1.0	0.2	-0.4	0.0	0.0
Parts for farm machinery, for sale separately.....	11	1409	0.2	0.0	0.1	0.2	-0.4	-0.4
Parts for farm machinery, for sale separately.....	11	140911	0.2	0.0	0.1	0.2	-0.4	-0.4
Construction machinery and equipment.....	11	2	2.4	-0.1	0.2	0.1	0.1	0.2
Tractors and attachments, ex. parts.....	11	2A	3.1	0.0	0.5	0.0	0.0	0.5
Construction machinery for mounting (excluding parts, winches, snow clearing attachments).....	11	2A03	1.3	0.0	0.0	0.0	0.0	0.2
Construction machinery for mounting (excluding parts, winches, snow clearing attachments).....	11	2A0302	1.3	0.0	0.0	0.0	0.0	0.2
Tractor shovel loaders (skid steer, wheel, crawler, and integral design backhoes).....	11	2A04	0.4	0.0	0.0	0.0	0.0	0.9
Tractor shovel loaders (skid steer, wheel, crawler, and integral design backhoes).....	11	2A0406	0.4	0.0	0.0	0.0	0.0	0.9
Construction wheel and crawler tractors, dozers, self-propelled log skidders, etc.....	11	2A05	8.2	0.0	1.5	0.0	0.0	0.0
Construction wheel and crawler tractors, dozers, self-propelled log skidders, etc.....	11	2A0501	8.2	0.0	1.5	0.0	0.0	0.0
Power cranes, draglines, & shovels (excavators) (incl. surface mining equipment) (excl. parts).....	11	2B	0.3	0.0	0.0	0.0	0.0	0.1
Power cranes, draglines, & shovels (excavators) (incl. surface mining equip.) (excluding parts).....	11	2B05	0.3	0.0	0.0	0.0	0.0	0.1
Power cranes, draglines, & shovels (excavators) (incl. surface mining equip.) (excluding parts).....	11	2B0504	0.3	0.0	0.0	0.0	0.0	0.1
Mixers, pavers, and related equipment (excluding parts).....	11	2C	1.2	0.0	0.0	-0.4	0.0	0.0
Mixers, pavers, and related equipment (excluding parts).....	11	2C01	1.2	0.0	0.0	-0.4	0.0	0.0
Mixers, pavers, and related equipment (excluding parts).....	11	2C0109	1.2	0.0	0.0	-0.4	0.0	0.0
Off-highway, equipment, ex. parts.....	11	2D	3.2	0.0	-0.4	0.0	0.0	1.4
Graders, rollers & compactors, rough-terrain forklifts, scrapers, trenchers, etc. (excl. parts).....	11	2D03	1.4	0.0	0.0	0.0	0.0	0.0
Graders, rollers & compactors, rough-terrain forklifts, scrapers, trenchers, etc. (excl. parts).....	11	2D0301	1.4	0.0	0.0	0.0	0.0	0.0
Misc. construction machinery and equipment.....	11	2J	1.4	-0.4	0.0	0.1	0.4	0.0
Winches, aerial work platforms, and automotive wrecker hoists, including parts and attachments.....	11	2J01	0.4	-0.7	0.0	0.0	0.0	0.0
Winches, aerial work platforms, and automotive wrecker hoists, including parts and attachments.....	11	2J0101	0.4	-0.7	0.0	0.0	0.0	0.0
Other construction machinery and equipment (excluding parts).....	11	2J03	2.2	-0.2	0.0	0.2	0.7	0.0
Other construction machinery and equipment (excluding parts).....	11	2J0301	2.2	-0.2	0.0	0.2	0.7	0.0
Parts for construction machinery and equipment, sold separately.....	11	2K	12.5	0.0	1.2	0.9	-0.4	0.2
Parts for construction machinery and equipment, sold separately.....	11	2K01	12.5	0.0	1.2	0.9	-0.4	0.2
Parts for cranes, draglines, and shovels (including surface mining equipment) (sold separately).....	11	2K0101	20.6	0.1	2.1	1.1	-0.9	0.0
Parts for off-highway wheel tractors and shovel loaders (sold separately).....	11	2K0102	10.2	0.0	0.0	0.0	0.0	0.0
Parts for other construction machinery (sold separately).....	11	2K0103	6.6	0.0	0.6	0.8	0.0	0.3

See footnotes at end of table.

Table 7. Producer price index percentage changes for commodity and service groupings and individual items, not seasonally adjusted — Continued
 [July 2024]

Title	Commodity code		Unadjusted 12-month percent change ¹	Unadjusted 1-month percent change ¹				
	Group code	Item code		July 2023 to July 2024 ^P	Feb. to Mar.	Mar. to Apr. ^P	Apr. to May ^P	May to June ^P
Metalworking machinery and equipment.....	11	3	4.0	0.3	0.3	0.4	0.1	0.1
Power-driven handtools, including parts and attachments.....	11	32	2.8	0.0	0.0	3.3	0.0	0.1
Power-driven handtools, including parts and attachments.....	11	3211	2.8	0.0	0.0	3.3	0.0	0.1
Power-driven handtools, including parts and attachments.....	11	321101	2.8	0.0	0.0	3.3	0.0	0.1
Power-driven handtools, pneumatic, hydraulic, and powder-actuated.....	11	3211011	3.3	0.0	0.0	3.9	0.0	0.1
Power-driven handtools, electric (except battery powered), including parts.....	11	3211014	2.3	0.0	0.0	2.4	0.0	0.0
Welding machines and equipment.....	11	33	3.6	1.7	0.0	0.0	0.3	0.0
Arc welding machines, components, and accessories, excluding electrodes and stud welding equip.....	11	3301	4.2	2.4	0.0	0.0	0.0	0.0
Arc welding machines, components, and accessories, excluding electrodes and stud welding equip.....	11	330175	4.2	2.4	0.0	0.0	0.0	0.0
Resistance welders, components, accessories, and electrodes.....	11	3302	5.4	0.0	0.0	0.0	3.2	0.0
Resistance welders, components, accessories, and electrodes.....	11	330276	5.4	0.0	0.0	0.0	3.2	0.0
Gas welding and cutting equipment, parts, attachments, and accessories.....	11	3304	2.4	0.1	0.0	-0.5	0.0	0.0
Gas welding and cutting equipment, parts, attachments, and accessories.....	11	330461	2.4	0.1	0.0	-0.5	0.0	0.0
Other welding equipment, components, and accessories (excluding arc, resistance, and gas).....	11	3306	0.2	0.2	0.0	0.0	0.0	0.0
Other welding equipment, components, and accessories (excluding arc, resistance, and gas).....	11	330629	0.2	0.2	0.0	0.0	0.0	0.0
Industrial process furnaces and ovens.....	11	34	4.2	0.1	0.3	2.3	0.0	0.0
Industrial process furnaces and ovens, except parts and attachments.....	11	3407	3.2	0.1	0.8	0.6	0.1	0.0
Industrial process furnaces and ovens, except parts and attachments.....	11	340711	3.2	0.1	0.8	0.6	0.1	0.0
Parts and attachments for industrial process furnaces and ovens.....	11	3409	7.2	0.1	-1.0	7.1	0.0	0.0
Parts and attachments for industrial process furnaces and ovens.....	11	340901	7.2	0.1	-1.0	7.1	0.0	0.0
Cutting tools and accessories.....	11	35	5.8	0.1	2.4	0.0	0.1	0.0
Small cutting tools.....	11	3501	5.4	0.1	3.3	0.0	0.1	0.0
End mills and milling cutters.....	11	350144	1.5	0.9	-0.4	0.0	0.1	-0.2
Threading tools, including blanks, tips and inserts.....	11	350145	1.0	0.0	0.0	0.0	0.0	0.0
Carbon and high-speed steel, shank, solid, tipped carbide twist drills.....	11	350146	2.0	0.0	0.0	0.0	0.0	0.0
Taps, carbide indexable, and throwaway inserts for machine tools.....	11	350147	2.8	0.0	0.0	0.0	0.0	0.0
Other cutting tools for machine tools, excluding tips and blanks.....	11	350149	7.1	0.0	5.0	0.0	0.1	0.0
Other machine tool attachments and accessories.....	11	3505	3.3	0.0	0.0	0.0	0.1	0.0
Other machine tool attachments and accessories.....	11	350501	3.3	0.0	0.0	0.0	0.1	0.0
Abrasive products.....	11	36	2.9	0.7	-0.7	0.0	0.0	-0.3
Nonmetallic sized grains, powders, and flour abrasives (incl. graded only).....	11	3601	4.6	0.0	0.0	0.0	0.0	0.0
Nonmetallic sized grains, powders, and flour abrasives (incl. graded only).....	11	360105	4.6	0.0	0.0	0.0	0.0	0.0
Nonmetallic abrasive products (including diamond abrasives).....	11	3603	6.8	0.4	0.1	-0.1	0.1	0.0
Nonmetallic abrasive products (including diamond abrasives).....	11	360311	6.8	0.4	0.1	-0.1	0.1	0.0
Nonmetallic coated abrasive products and buffing wheels, polishing wheels, and laps.....	11	3605	3.1	1.7	0.0	0.0	0.0	0.0
Nonmetallic coated abrasive products and buffing wheels, polishing wheels, and laps.....	11	360505	3.1	1.7	0.0	0.0	0.0	0.0
Metal cutting machine tools.....	11	37	0.5	0.0	0.0	0.2	0.0	0.0
Other metal-cutting machine tools.....	11	3720	0.5	0.0	0.0	0.1	0.0	0.0
Other metal-cutting machine tools.....	11	372041	0.5	0.0	0.0	0.1	0.0	0.0
Metal machining centers.....	11	3721	0.0	0.0	0.0	0.0	0.0	0.0
Metal machining centers.....	11	372121	0.0	0.0	0.0	0.0	0.0	0.0
Rebuilt metal-cutting machine tools and parts for metal-cutting machine tools.....	11	3753	2.4	0.0	0.0	1.7	0.0	0.0
Rebuilt metal-cutting machine tools and parts for metal-cutting machine tools.....	11	375311	2.4	0.0	0.0	1.7	0.0	0.0
Metal forming machine tools.....	11	38	8.6	0.0	0.0	0.0	0.0	0.0
Metal-forming machine tools (except rebuilt and parts).....	11	3826	13.1	0.0	0.0	0.0	0.0	0.0
Metal punching and shearing (power & manual), and bending and forming machines (power only).....	11	382611	0.8	0.0	0.3	0.0	0.0	0.0
Rebuilt metal-forming machine tools and parts for metal-forming machine tools.....	11	3852	0.0	0.0	0.0	0.0	0.0	0.0
Rebuilt metal-forming machine tools and parts for metal-forming machine tools.....	11	385205	0.0	0.0	0.0	0.0	0.0	0.0
Tools, dies, jigs, fixtures & ind. molds.....	11	39	5.2	0.0	0.2	0.2	0.0	0.5
Special tools, dies, jigs, and fixtures.....	11	3901	4.4	0.0	0.3	0.3	0.0	0.8

See footnotes at end of table.

Table 7. Producer price index percentage changes for commodity and service groupings and individual items, not seasonally adjusted — Continued
[July 2024]

Title	Commodity code		Unadjusted 12-month percent change ¹	Unadjusted 1-month percent change ¹				
	Group code	Item code		July 2023 to July 2024 ^P	Feb. to Mar.	Mar. to Apr. ^P	Apr. to May ^P	May to June ^P
Special tools, dies, jigs, and fixtures.....	11	390135	4.4	0.0	0.3	0.3	0.0	0.8
Jigs and fixtures, including parts.....	11	3901351	1.9	0.0	0.2	0.0	0.0	0.3
Metalworking dies and die sets.....	11	3901353	2.1	0.0	0.0	0.0	0.0	1.4
Standard punches, industrial prototypes, die parts & other special tooling for dies.....	11	3901357	7.8	0.0	0.5	0.6	0.0	0.9
Industrial molds and mold boxes.....	11	3903	6.6	0.1	0.0	0.0	0.0	0.0
Industrial injection-type molds made of metal for plastics.....	11	390312	1.4	0.0	0.0	0.0	0.0	0.0
Other industrial molds and mold boxes.....	11	390331	9.1	0.1	0.1	0.1	0.0	0.0
Metalworking machinery n. e. c.....	11	3A	3.1	0.5	0.2	0.1	0.4	0.0
Rolling mill and other metalworking machinery, including assembly machines.....	11	3A03	—	0.5	0.2	0.1	0.4	0.0
Rolling mill and other metalworking machinery, including assembly machines.....	11	3A0310	—	0.5	0.2	0.1	0.4	0.0
General purpose machinery and equipment.....	11	4	3.2	0.2	0.8	0.3	0.0	0.1
Pumps, compressors, and equipment.....	11	41	3.6	0.7	0.2	0.4	-0.1	0.4
Industrial pumps, except hydraulic fluid power pumps.....	11	4102	4.1	1.3	0.3	0.0	0.0	1.3
Industrial pumps, except hydraulic fluid power pumps.....	11	410212	4.1	1.3	0.3	0.0	0.0	1.3
Parts and attachments for air and gas compressors and vacuum pumps.....	11	4107	1.0	0.4	0.0	0.0	-1.2	0.0
Parts and attachments for air and gas compressors, ex. refrigeration, ice making, & a/c.....	11	410701	1.0	0.4	0.0	0.0	-1.2	0.0
Domestic water systems.....	11	4113	2.3	0.0	0.0	0.0	0.0	0.0
Domestic water systems.....	11	411311	2.3	0.0	0.0	0.0	0.0	0.0
Air and gas compressors and vacuum pumps.....	11	4115	3.3	0.9	0.1	0.4	0.0	0.1
Air and gas compressors and vacuum pumps.....	11	411501	3.3	0.9	0.1	0.4	0.0	0.1
Other pumps, including parts and attachments.....	11	4119	3.0	0.0	0.3	0.0	0.0	0.0
Parts and attachments for pumps.....	11	411911	1.9	0.0	1.0	0.0	0.0	0.0
All other pumps, including domestic sump, oil well, and oil field pumps.....	11	411915	3.5	0.0	0.0	0.0	0.0	0.0
Oil-well and oil-field pumps.....	11	4119153	-9.9	0.0	0.0	0.0	0.0	0.0
Other pumps, except automotive circulating pumps, and measuring & dispensing pumps.....	11	4119155	4.1	0.0	0.0	0.0	0.0	0.0
Elevators, escalators, and other lifts.....	11	42	1.5	0.1	0.0	-0.1	0.0	0.0
Elevators and moving stairways.....	11	4201	1.9	0.1	0.0	0.0	0.0	0.0
Elevators and moving stairways.....	11	420112	1.9	0.1	0.0	0.0	0.0	0.0
Parts and attachments for elevators and moving stairs (sold separately).....	11	4202	-0.9	-0.1	0.0	-0.4	-0.2	0.0
Parts and attachments for elevators and moving stairs (sold separately).....	11	420221	-0.9	-0.1	0.0	-0.4	-0.2	0.0
Fluid power equipment.....	11	43	3.6	-0.1	1.5	0.4	0.0	0.0
Fluid power pumps and parts.....	11	4301	3.0	-0.3	1.2	0.0	0.1	0.0
Fluid power pumps and motors, including parts.....	11	430114	3.0	-0.3	1.2	0.0	0.1	0.0
Fluid power valves.....	11	4302	3.9	0.0	0.6	0.0	0.0	0.0
Fluid power valves.....	11	430201	3.9	0.0	0.6	0.0	0.0	0.0
Nonaerospace type hydraulic directional control valves.....	11	4302013	5.5	0.0	0.4	0.0	0.0	0.0
Nonaerospace type pneumatic directional control valves.....	11	4302015	3.0	0.0	1.2	-0.4	0.0	0.0
Aerospace type fluid power valves.....	11	430201A	2.2	0.0	0.0	0.0	0.0	0.0
Fluid power cylinders, actuators, accumulators, cushions, & parts.....	11	4303	4.1	-0.1	0.0	1.0	0.0	0.0
Non-aerospace hydraulic & all aerospace-type fluid power cylinders.....	11	430312	3.8	0.0	0.0	0.2	0.0	0.0
Parts for hydraulic & pneumatic cylinders and actuators.....	11	430315	5.9	-0.6	0.0	3.6	0.0	0.0
Fluid power hose and tube fittings.....	11	4304	3.2	0.0	4.2	0.2	0.0	0.0
Fluid power hose and tube fittings.....	11	430406	3.2	0.0	4.2	0.2	0.0	0.0
Nonaerospace type flared (metal) fittings, couplings, and assemblies.....	11	4304062	2.1	0.0	0.0	0.6	0.0	0.0
Parts for fluid power valves.....	11	4305	2.0	0.0	0.0	0.0	0.0	0.0
Parts for fluid power valves.....	11	430501	2.0	0.0	0.0	0.0	0.0	0.0
Industrial material handling equipment.....	11	44	4.0	0.1	1.7	0.1	0.1	0.0
Conveying equipment, except parts and accessories.....	11	4402	8.8	-0.1	4.2	0.2	0.2	0.1
Unit handling conveyors and conveying systems.....	11	440212	8.7	-0.1	7.2	-0.1	0.3	0.1
Unit handling gravity and trolley conveyors and conveying systems.....	11	4402122	13.8	0.0	11.3	0.0	0.5	0.0
All other unit handling conveyors, including tow, belt, roller, pneumatic, portable, etc.....	11	4402124	1.0	-0.3	1.0	-0.2	0.0	0.2
Bulk material handling conveyors and conveying systems.....	11	440216	8.9	0.0	0.2	0.6	0.0	0.2
Industrial trucks, trailers, and stackers.....	11	4403	0.5	0.0	0.0	0.0	0.0	0.0
Industrial trucks, tractors, mobile straddle carriers & cranes, & automatic stacking machines.....	11	44035	0.2	0.0	0.0	0.0	-0.1	0.0
Work trucks with lifting & handling equipment, riding, electric, self-propelled.....	11	440353	3.6	0.0	0.0	0.0	0.0	-0.2

See footnotes at end of table.

Table 7. Producer price index percentage changes for commodity and service groupings and individual items, not seasonally adjusted — Continued
 [July 2024]

Title	Commodity code		Unadjusted 12-month percent change ¹	Unadjusted 1-month percent change ¹				
	Group code	Item code		July 2023 to July 2024 ^P	Feb. to Mar.	Mar. to Apr. ^P	Apr. to May ^P	May to June ^P
Work trucks with lifting & handling equipment, non-riding electric or any non-electric.....	11	440356	0.2	0.0	0.0	0.0	-0.1	0.0
Work trucks not fitted with lifting & handling equipment, electric or non-electric.....	11	440357	-0.8	0.1	0.0	0.0	-0.1	0.0
Bulk powered material moving equipment, dock boards, and metal pallets and skids.....	11	440358	-1.3	0.0	0.1	0.0	0.0	0.0
Parts and attachments for industrial trucks and tractors.....	11	440378	1.9	0.0	0.0	0.0	0.0	0.0
Hoists, overhead cranes, and monorail systems.....	11	4404	2.5	1.2	0.6	-0.3	0.0	0.1
Hoists and parts and attachments for hoists (sold separately).....	11	440481	2.9	0.9	1.0	0.0	0.0	0.1
Overhead traveling cranes and monorail systems, including parts and attachments sold separately.....	11	440485	1.9	1.5	0.0	-0.6	0.0	0.0
Parts and accessories for conveyors and conveying systems.....	11	4406	2.7	-0.6	0.6	0.5	0.9	0.0
Parts and accessories for unit handling conveyors and conveying systems.....	11	440601	2.2	0.0	1.8	0.2	0.0	0.0
Parts and accessories for bulk material handling conveyors and conveying systems.....	11	440602	3.0	-0.9	0.0	0.6	1.3	0.0
Mechanical power transmission equipment.....	11	45	5.0	0.6	0.0	0.2	0.4	1.1
Speed changers, drives, gears.....	11	4501	4.4	0.7	0.0	0.4	0.9	2.3
Loose gear, pinions and racks.....	11	450108	4.5	0.5	0.0	0.0	0.3	3.6
Speed changers and industrial high speed drives & parts other than loose gearing.....	11	450117	4.3	0.9	0.0	0.7	1.5	1.1
Other power transmission equipment.....	11	4502	5.3	0.5	0.0	0.1	0.1	0.5
Mechanical power transmission equipment, excl. speed changers, drives, & gears.....	11	450212	5.8	0.6	0.0	0.1	0.1	0.5
Scales and balances.....	11	46	1.2	0.1	0.0	0.0	0.0	0.1
Vehicle and industrial scales.....	11	4611	0.5	0.0	0.0	0.0	0.0	0.0
Vehicle and industrial scales.....	11	461101	0.5	0.0	0.0	0.0	0.0	0.0
Motor truck and railroad track scales.....	11	4611011	0.2	0.0	0.0	0.0	0.0	0.0
Industrial scales (including automatic checkweigher and bulkweigher scales).....	11	4611012	1.1	0.0	0.0	0.0	0.0	0.1
Miscellaneous non-vehicle scales (crane, susp., tank, hopper, measuring dev, lab, bulk conveyer).....	11	4611013	0.7	0.0	0.0	0.0	0.0	0.0
Retail, commercial, household, and mailing scales and balances.....	11	4612	3.6	0.9	0.0	0.0	0.0	0.3
Retail, commercial, household, and mailing scales and balances.....	11	461201	3.6	0.9	0.0	0.0	0.0	0.3
Parts, attachments, and accessories for scales and balances.....	11	4613	2.3	0.0	0.0	0.1	0.0	0.4
Parts, attachments, and accessories for scales and balances.....	11	461301	2.3	0.0	0.0	0.1	0.0	0.4
Air purification equipment and industrial and commercial fans and blowers...	11	47	1.2	0.1	0.6	0.0	0.0	0.0
Fan, blower, air purification equipment.....	11	4701	1.2	0.1	0.6	0.0	0.0	0.0
Dust collection and other air purification equipment for cleaning incoming air.....	11	470143	-0.3	0.0	0.0	0.0	-0.1	0.0
Air filters for air-conditioners and furnaces, etc., of 2400 CFM or less, except parts.....	11	4701431	1.1	0.0	0.0	0.0	0.0	0.0
Other dust collection and air purification equipment, except parts.....	11	4701432	0.3	0.1	0.0	0.0	0.0	0.0
Parts for dust collection and air purification equipment.....	11	4701433	-4.0	0.0	0.0	0.0	-0.4	0.0
Industrial and commercial fans and blowers.....	11	470145	2.9	0.2	1.3	0.0	0.0	0.0
Centrifugal blower filter units, and classes I-IV centrifugal fans, except parts.....	11	4701452	1.5	0.4	0.0	0.0	0.0	0.0
Other centrifugal fans and blowers, except parts.....	11	4701453	3.4	0.2	1.8	0.0	0.0	0.0
Axial fans and industrial propeller fans, except parts.....	11	4701457	0.2	0.0	0.1	0.0	0.0	0.0
Power roof ventilators, except parts.....	11	4701458	8.1	0.0	8.1	0.0	0.0	0.0
Parts and accessories for fans and blowers.....	11	4701459	6.6	0.1	0.0	0.0	0.0	0.1
Air conditioning and refrigeration equip.....	11	48	2.2	-0.4	1.1	0.2	-0.2	-0.1
Unitary air-conditioners, except air source heat pumps.....	11	4802	3.8	-2.2	3.1	0.2	-0.6	0.3
Unitary air-conditioners, except air source heat pumps.....	11	480222	3.8	-2.2	3.1	0.2	-0.6	0.3
Commercial refrigeration equipment.....	11	4803	1.3	0.0	0.5	0.3	0.0	0.0
Commercial refrigeration equipment.....	11	480331	1.3	0.0	0.5	0.3	0.0	0.0
All other miscellaneous refrigeration and air-conditioning equipment.....	11	4806	4.0	2.6	0.0	0.0	0.0	0.0
All other miscellaneous refrigeration and air-conditioning equipment.....	11	480631	4.0	2.6	0.0	0.0	0.0	0.0
Heat transfer equipment, including heat pumps.....	11	4807	1.2	0.1	0.6	0.5	-0.3	-0.9
Heat transfer equipment, except dehumidifiers.....	11	480732	1.2	-0.3	0.7	0.0	0.2	-0.5
Heat pumps.....	11	480734	0.8	2.0	0.4	3.5	-2.9	-2.9
Parts and accessories for air conditioning and heat transfer equipment.....	11	4809	1.7	-0.2	0.0	0.0	0.0	0.0
Parts and accessories for air conditioning and heat transfer equipment.....	11	480901	1.7	-0.2	0.0	0.0	0.0	0.0
Refrigeration condensing units.....	11	4815	0.7	0.0	0.0	0.0	0.0	0.0
Refrigeration condensing units.....	11	481511	0.7	0.0	0.0	0.0	0.0	0.0
Miscellaneous general purpose equipment.....	11	49	3.4	0.7	0.2	0.3	0.3	-0.2
Metal valves, except fluid power.....	11	4902	1.7	0.6	0.2	0.3	0.0	-0.8

See footnotes at end of table.

Table 7. Producer price index percentage changes for commodity and service groupings and individual items, not seasonally adjusted — Continued
 [July 2024]

Title	Commodity code		Unadjusted 12-month percent change ¹	Unadjusted 1-month percent change ¹				
	Group code	Item code		July 2023 to July 2024 ^P	Feb. to Mar.	Mar. to Apr. ^P	Apr. to May ^P	May to June ^P
Gates, globes, angles, and checks.....	11	490201	0.8	0.1	0.4	0.1	0.0	-2.2
Gates, globes, angles, straightway (Y-type) checks, stop & check, 3- & 4-way, etc.....	11	4902011	3.4	0.1	0.6	0.2	0.0	0.0
Industrial valves for water works and municipal equipment.....	11	4902012	-1.0	0.0	0.2	0.0	0.0	-3.7
Industrial ball valves, incl. manual and power operated.....	11	490202	—	2.3	0.0	0.0	0.0	0.0
Industrial butterfly valves, incl. manual and power operated.....	11	490203	7.3	2.2	0.5	0.0	0.0	0.0
Industrial plug valves.....	11	490204	5.4	0.0	0.0	0.0	0.0	0.0
Other industrial valves, including nuclear.....	11	490209	1.0	0.3	0.2	1.1	0.0	0.0
Automatic regulating and control valves.....	11	490211	5.9	0.9	0.0	0.0	0.0	0.0
Metal pipe fittings, flanges, and unions.....	11	4903	5.5	2.5	0.0	1.8	2.9	0.0
Metal pipe fittings, flanges, and unions.....	11	490301	5.5	2.5	0.0	1.8	2.9	0.0
Ball and roller bearings.....	11	4905	3.1	0.5	0.0	-0.2	0.0	0.0
Ball bearings, complete, unmounted.....	11	490531	1.9	1.0	0.0	0.0	0.0	0.0
Mounted bearings, except plain.....	11	490534	2.3	0.1	0.0	-0.3	0.1	0.0
Parts and components for ball and roller bearings, incl. balls and rollers.....	11	490535	-4.0	1.0	0.0	-1.5	0.4	0.0
Tapered roller bearings (including cups & cones), unmounted.....	11	490537	—	1.9	0.0	0.0	0.0	—
Other roller bearings, unmounted.....	11	490538	6.3	-2.3	0.0	0.0	0.0	0.0
Industrial patterns.....	11	4907	-0.1	0.7	0.0	0.0	0.0	0.0
Industrial patterns.....	11	490701	-0.1	0.7	0.0	0.0	0.0	0.0
Filters and strainers.....	11	4908	7.5	0.2	-0.2	-0.1	0.2	-0.2
Filters and strainers, except fluid power.....	11	490805	2.5	0.4	-0.3	-0.1	0.3	-0.3
Industrial filters and strainers and reusable media, except fluid power.....	11	4908051	1.6	0.0	-0.4	-0.1	0.4	-0.4
Nonreusable media for filters and strainers, except fluid power.....	11	4908052	7.0	1.2	0.0	0.0	0.0	0.0
Parts and accessories for filters and strainers, except fluid power.....	11	4908053	—	2.8	0.0	0.0	0.2	—
Other miscellaneous general purpose equipment.....	11	4911	3.3	0.4	0.4	0.0	-0.2	0.2
Other miscellaneous general purpose equipment.....	11	491102	3.3	0.4	0.4	0.0	-0.2	0.2
Electronic computers and computer equipment.....	11	5	-0.2	-0.1	0.4	-0.8	-0.1	-1.7
Electronic computers.....	11	51	-1.0	-0.4	1.0	-1.2	0.2	-4.2
Electronic computers.....	11	5101	-1.0	-0.4	1.0	-1.2	0.2	-4.2
Personal computers and workstations (excluding portable computers)...	11	510114	1.6	-0.1	0.6	0.0	0.1	0.1
Portable computers, laptops, tablets and other single user computers...	11	510115	-1.7	-1.1	0.0	-0.4	0.1	-0.1
Host computers, multiusers (mainframes, UNIX and PC servers).....	11	510116	-1.1	-0.4	1.2	-1.4	0.2	-5.1
Computer storage devices.....	11	52	0.2	0.1	0.1	-1.2	-0.6	0.0
Computer storage devices (except parts, attachments and accessories)...	11	5201	0.2	0.1	0.1	-1.2	-0.6	0.0
Computer storage devices (except parts, attachments and accessories).....	11	520101	0.2	0.1	0.1	-1.2	-0.6	0.0
Computer peripheral equipment and parts.....	11	54	0.5	0.0	0.1	0.0	0.0	0.0
Parts, attachments, and accessories for computer terminals and peripherals.....	11	5405	0.9	0.0	0.0	0.0	0.0	0.0
Parts, attachments, and accessories for computer terminals and peripherals.....	11	540501	0.9	0.0	0.0	0.0	0.0	0.0
Computer terminals (including POS and funds-transfer devices) and other computer peripherals.....	11	5406	0.2	0.0	0.1	0.0	0.0	0.0
Computer terminals (including POS and funds-transfer devices) and other computer peripherals.....	11	540602	0.2	0.0	0.1	0.0	0.0	0.0
Special industry machinery and equipment.....	11	6	2.5	0.1	0.3	0.4	0.2	0.0
Food products machinery.....	11	61	4.0	0.0	0.0	0.1	0.1	0.0
Dairy and milk products plant machinery and equipment.....	11	6101	2.5	0.0	0.0	0.0	0.6	0.0
Dairy and milk products plant machinery and equipment.....	11	610111	2.5	0.0	0.0	0.0	0.6	0.0
Commercial food products machinery (except packaging and cooking equipment).....	11	6104	5.7	0.0	0.0	0.0	0.0	0.0
Commercial food products machinery (except packaging and cooking equipment).....	11	610409	5.7	0.0	0.0	0.0	0.0	0.0
Industrial food products machinery for processing foods, beverages, & animal & fowl feed.....	11	6105	2.3	0.0	0.0	0.2	0.2	0.1
Industrial food products machinery for processing foods, beverages, & animal & fowl feed.....	11	610501	2.3	0.0	0.0	0.2	0.2	0.1
Other industrial food and feed machinery.....	11	6105012	5.2	0.0	0.0	0.4	0.5	0.2
Machinery for sorting, grading, and cleaning fruits, vegetables, eggs, and for processing meat.....	11	6105013	0.1	0.0	0.0	0.0	0.0	0.0
Parts and attachments for industrial food and feed products machinery.....	11	6105014	4.1	0.0	0.0	0.0	0.0	0.0
Textile machinery and equipment.....	11	62	0.0	0.0	0.0	0.0	0.0	0.0
Textile machinery (except parts, attachments, and accessories).....	11	6212	0.0	0.0	0.0	0.0	0.0	0.0
Textile machinery (except parts, attachments, and accessories).....	11	621201	0.0	0.0	0.0	0.0	0.0	0.0

See footnotes at end of table.

Table 7. Producer price index percentage changes for commodity and service groupings and individual items, not seasonally adjusted — Continued
 [July 2024]

Title	Commodity code		Unadjusted 12-month percent change ¹	Unadjusted 1-month percent change ¹				
	Group code	Item code		July 2023 to July 2024 ^P	Feb. to Mar.	Mar. to Apr. ^P	Apr. to May ^P	May to June ^P
Textile machinery parts and attachments.....	11	6277	0.0	0.0	0.0	0.0	0.0	0.0
Textile machinery parts and attachments.....	11	627701	0.0	0.0	0.0	0.0	0.0	0.0
Sawmill and woodworking machinery.....	11	63	2.5	0.3	0.0	0.1	0.0	0.0
Sawmill and woodworking machinery.....	11	6306	2.5	0.3	0.0	0.1	0.0	0.0
Sawmill and woodworking machinery, excluding parts and attachments (sold separately).....	11	630602	2.8	0.2	0.0	0.1	0.0	0.0
Parts, attachments, & accessories for sawmill & woodworking machinery.....	11	630603	0.7	0.8	-0.2	0.0	0.0	0.0
Paper industries machinery.....	11	64	1.6	0.6	0.1	0.0	0.0	0.0
Paper industries machinery.....	11	6401	1.6	0.6	0.1	0.0	0.0	0.0
Paper industries machinery, excluding parts & attachments (sold separately).....	11	640114	1.8	0.9	0.0	0.0	0.0	0.0
Parts and attachments for paper industries machinery.....	11	640115	1.2	0.0	0.2	0.0	0.0	0.0
Printing trades machinery and equipment.....	11	65	1.9	0.0	-0.1	0.2	-0.1	0.3
Other printing machinery and equipment.....	11	6509	2.5	0.0	-0.1	0.3	-0.1	0.4
Other printing machinery and equipment, incl. pre-press preparation equipment & plates.....	11	650912	4.9	-0.3	-0.2	0.6	-0.2	0.8
Parts, attachments, & accessories for printing trades machinery.....	11	650913	0.4	0.3	0.0	0.0	0.0	0.0
Other special industry machinery.....	11	66	3.4	0.0	0.6	1.0	0.4	0.0
Plastics and rubber working machinery.....	11	6603	0.9	0.0	0.0	0.0	0.0	0.0
Plastics working machinery and equipment, excluding patterns and molds, including parts.....	11	66039	1.0	0.0	0.0	0.0	0.0	0.0
Plasticworking machinery (excluding parts).....	11	660391	0.6	0.0	0.0	0.0	0.0	0.0
Parts for plasticworking machinery.....	11	660395	3.0	0.0	0.0	0.0	0.0	0.0
Miscellaneous special industry machinery.....	11	6606	3.8	0.1	0.7	1.2	0.5	0.0
Semiconductor manufacturing machinery and parts.....	11	660638	7.3	0.2	0.1	3.9	2.4	0.1
Packing, packaging, and bottling machinery and parts.....	11	67	4.0	0.7	0.5	0.0	0.0	0.0
Packing, packaging, and bottling machinery and parts.....	11	6705	4.0	0.7	0.5	0.0	0.0	0.0
Packing, packaging, and bottling machinery, excluding parts.....	11	670501	3.6	0.6	0.5	0.0	0.0	0.0
Parts for packing, packaging, and bottling machinery.....	11	670502	5.4	0.8	0.5	0.0	0.0	0.0
Service industry machinery and parts.....	11	68	0.9	-0.2	0.1	0.0	0.0	0.0
Service industry machinery and parts.....	11	6801	0.9	-0.2	0.1	0.0	0.0	0.0
Commercial cooking and food warming equipment (incl. parts).....	11	68013	-0.3	-0.6	0.0	0.0	0.0	0.1
Commercial cooking equipment incl. ranges, deep-fat fryers, etc. except electric.....	11	680131	-0.7	-1.2	0.0	0.0	0.0	0.0
Commercial electric cooking equipment, incl. ranges, deep-fat fryers, etc.....	11	680132	0.1	-0.2	0.0	0.1	0.0	0.3
Parts and accessories for commercial cooking and food warming equipment.....	11	680133	0.0	0.0	0.0	0.0	0.0	0.0
Other service industry machinery, incl. electronic teaching mach. & auto. maintenance equipment.....	11	68014	1.3	0.0	0.2	0.0	0.0	0.0
Coin-operated machines and mechanisms (incl. parts).....	11	680141	0.0	0.0	0.0	0.0	0.0	0.0
Commercial laundry and drycleaning machinery products (incl. parts).....	11	680143	1.0	0.0	0.0	0.0	0.0	0.0
Commercial and industrial floor & carpet cleaning machines, ex. vacuum cleaners (incl. parts).....	11	680145	4.3	0.0	0.0	0.0	0.0	0.0
Electronic teaching machines, teaching aids, etc., (incl. kits and parts).....	11	680147	0.0	0.0	0.0	0.0	0.0	0.0
All other parts and attachments for service industry equipment.....	11	680148	6.2	0.0	3.6	0.0	0.0	0.0
Other service industry equipment.....	11	680149	1.7	-0.1	0.2	0.0	0.0	0.0
Electrical machinery and equipment.....	11	7	2.4	0.2	0.1	0.1	0.0	0.1
Wiring devices.....	11	71	0.2	-0.1	-0.2	0.3	0.0	-0.1
Current-carrying wiring devices.....	11	7101	2.3	0.0	0.0	0.4	0.1	0.0
Current-carrying switches for electrical circuitry (including vehicular switches).....	11	710143	0.5	0.0	0.4	-1.3	0.3	0.4
Current-carrying wire connectors for electrical circuitry.....	11	710144	8.9	1.5	-0.6	3.1	1.6	-1.6
Current-carrying wiring devices n.e.c.....	11	710147	0.8	-0.5	0.1	0.2	-0.4	0.3
Noncurrent-carrying wiring devices.....	11	7102	-2.1	-0.1	-0.5	0.2	-0.2	-0.2
Noncurrent-carrying electrical conduit and conduit fittings, incl. plastic conduit & fittings.....	11	710216	-8.2	-0.4	-1.4	0.5	-0.3	-1.3
Other noncurrent-carrying wiring devices and supplies (boxes, covers, bar hangers, etc.).....	11	710217	8.7	-0.1	0.5	0.0	-0.6	2.0
Porcelain, steatite, and other ceramic electrical products.....	11	710252	0.9	0.5	0.4	0.0	0.2	0.1
Integrating and measuring instruments.....	11	72	2.9	0.0	0.6	0.6	0.1	0.1
Test equipment for electrical, radio, & communication circuits & motors.....	11	7205	2.9	0.0	0.6	0.6	0.1	0.1
Test equipment for electrical, radio, & communication circuits & motors.....	11	720501	2.9	0.0	0.6	0.6	0.1	0.1
Motors, generators, motor generator sets.....	11	73	2.6	1.2	0.0	0.0	0.0	0.0

See footnotes at end of table.

Table 7. Producer price index percentage changes for commodity and service groupings and individual items, not seasonally adjusted — Continued
 [July 2024]

Title	Commodity code		Unadjusted 12-month percent change ¹	Unadjusted 1-month percent change ¹				
	Group code	Item code		July 2023 to July 2024 ^P	Feb. to Mar.	Mar. to Apr. ^P	Apr. to May ^P	May to June ^P
Fractional horsepower motors and generators.....	11	7303	1.1	0.9	0.0	0.0	0.0	0.0
Fractional horsepower motors and generators.....	11	730312	1.1	0.9	0.0	0.0	0.0	0.0
Integral horsepower motors and generators (excluding land transportation types).....	11	7304	2.5	2.5	0.0	0.0	0.0	0.0
Integral horsepower motors and generators (excluding land transportation types).....	11	730405	2.5	2.5	0.0	0.0	0.0	0.0
Parts and supplies for motors and generators.....	11	7309	7.1	4.4	0.0	0.0	0.0	0.0
Parts and supplies for motors and generators.....	11	730901	7.1	4.4	0.0	0.0	0.0	0.0
Other motors and generators.....	11	7311	1.4	-0.5	0.0	0.0	0.0	0.0
Other motors and generators.....	11	731101	1.4	-0.5	0.0	0.0	0.0	0.0
Prime mover generator sets, except steam & hydraulic turbine.....	11	7311012	-	0.0	0.0	0.0	0.0	-
Transformers and power regulators.....	11	74	3.1	0.4	-1.0	0.0	0.6	0.2
Power and distribution transformers, except parts.....	11	7409	-	0.0	-1.2	0.0	0.7	-
Other transformers and parts for transformers.....	11	7411	7.3	2.6	0.0	0.0	0.0	1.1
Switchgear, switchboard, industrial controls equipment.....	11	75	7.4	0.6	0.2	0.6	1.6	0.5
Industrial controls and related parts and accessories.....	11	7507	5.2	0.1	0.1	0.0	2.0	0.1
Industrial controls and related parts and accessories.....	11	750799	5.2	0.1	0.1	0.0	2.0	0.1
General-purpose industrial controls.....	11	7507991	6.8	0.2	0.1	0.0	2.1	0.0
Parts for industrial controls and motor-control accessories.....	11	7507992	3.1	0.0	0.0	0.0	0.7	0.0
Specific-purpose industrial controls.....	11	7507993	2.8	0.0	0.1	0.1	2.1	0.3
Switchgear and switchboard apparatus.....	11	7522	8.7	1.0	0.2	1.0	1.3	0.7
Switchgear and switchboard apparatus.....	11	752201	8.7	1.0	0.2	1.0	1.3	0.7
Low voltage panelboards and distribution boards, 1000 volts or less.....	11	7522013	3.9	0.0	0.0	1.1	0.4	0.0
Switchgear, except relays and ducts.....	11	752201A	11.8	1.4	0.2	1.3	2.1	1.2
Communications and related equipment and miscellaneous electronic systems & equipment.....	11	76	4.3	0.2	0.0	0.0	0.1	0.1
Telephone and wireline data networking equipment.....	11	7601	0.5	0.0	0.0	0.1	0.0	0.0
Other communications and related equipment, including broadcast and wireless.....	11	7603	2.8	0.0	0.0	0.1	0.3	0.3
Broadcast, studio, and related electronic equipment.....	11	760301	-	-0.3	0.2	0.0	-	-
Radio station and wireless communication equipment.....	11	760302	2.3	0.0	0.0	0.0	0.0	0.0
Radio station equipment.....	11	7603022	4.4	0.0	-1.0	0.4	0.2	0.0
Other broadcast and wireless communications systems and equipment.....	11	7603023	2.1	0.0	0.1	0.0	0.0	0.0
Intercommunications, alarm and traffic control systems.....	11	760303	5.7	0.2	0.0	0.4	1.5	2.0
Alarm systems, including electric sirens and horns.....	11	7603031	4.8	0.1	0.0	0.0	0.0	3.0
Intercommunications systems, including inductive paging systems.....	11	7603033	5.1	0.0	0.0	0.0	4.6	0.0
Electronic systems and equipment, n.e.c.....	11	7605	1.2	0.0	0.0	0.0	0.0	0.0
Electronic systems and equipment, n.e.c.....	11	760512	1.2	0.0	0.0	0.0	0.0	0.0
Search, detection, navigation & guidance systems and equipment.....	11	7606	6.0	0.3	0.0	0.0	0.0	0.0
Search, detection, navigation & guidance systems and equipment.....	11	760613	6.0	0.3	0.0	0.0	0.0	0.0
Electric lamp bulbs, tubes, and components.....	11	77	0.5	0.0	0.0	0.0	0.0	0.0
Electric lamp bulbs, tubes, and components.....	11	7704	0.5	0.0	0.0	0.0	0.0	0.0
Electric lamp bulbs, tubes, and components.....	11	770401	0.5	0.0	0.0	0.0	0.0	0.0
Electronic components and accessories.....	11	78	0.6	0.1	0.3	-0.2	-0.8	0.0
Relays for electronic circuitry, industrial control overload, and switchgear type.....	11	7821	-	0.0	0.0	0.0	0.0	-
Relays for electronic circuitry, industrial control overload, and switchgear type.....	11	782119	-	0.0	0.0	0.0	0.0	-
Switches, mechanical, for electronic circuitry.....	11	7822	6.3	0.0	0.0	0.0	0.1	0.0
Switches, mechanical, for electronic circuitry.....	11	782299	6.3	0.0	0.0	0.0	0.1	0.0
Connectors for electronic circuitry.....	11	7824	2.9	1.9	0.8	-0.6	0.3	0.0
Connectors for electronic circuitry.....	11	782481	2.9	1.9	0.8	-0.6	0.3	0.0
Filters, crystals, and transducers.....	11	7828	3.9	0.0	0.0	0.0	1.3	0.0
Filters, crystals, and transducers.....	11	782890	3.9	0.0	0.0	0.0	1.3	0.0
Crystal, filter, piezoelectric, and other related electronic devices (exc. microwave filters).....	11	7828901	3.0	0.0	0.0	0.0	1.3	0.0
Integrated circuit packages, including microprocessors.....	11	7839	-6.2	-0.2	0.3	-0.4	-3.2	-1.6
Integrated circuit packages, including microprocessors.....	11	783911	-6.2	-0.2	0.3	-0.4	-3.2	-1.6
Other semiconductor devices, incl. transistors, diodes, and semiconductor parts such as wafers.....	11	7847	4.2	0.0	1.0	0.1	0.0	0.0
Other semiconductor devices, incl. transistors, diodes, and semiconductor parts such as wafers.....	11	784711	4.2	0.0	1.0	0.1	0.0	0.0
Bare printed circuit boards.....	11	7849	3.2	-0.1	0.0	0.0	0.0	0.0
Bare printed circuit boards.....	11	784901	3.2	-0.1	0.0	0.0	0.0	0.0
Electronic coils, transformers, and other inductors.....	11	7853	5.6	0.0	0.0	0.0	0.1	0.7
Electronic coils, transformers, and other inductors.....	11	785399	5.6	0.0	0.0	0.0	0.1	0.7

See footnotes at end of table.

Table 7. Producer price index percentage changes for commodity and service groupings and individual items, not seasonally adjusted — Continued
 [July 2024]

Title	Commodity code		Unadjusted 12-month percent change ¹	Unadjusted 1-month percent change ¹				
	Group code	Item code		July 2023 to July 2024 ^P	Feb. to Mar.	Mar. to Apr. ^P	Apr. to May ^P	May to June ^P
Capacitors and resistors for electronic circuitry.....	11	7854	5.4	0.0	0.0	0.0	0.0	0.0
Capacitors for electronic circuitry.....	11	785411	2.3	0.0	0.0	0.0	0.0	0.0
Microwave components, electron tubes, and other electronic components, n.e.c.....	11	7856	2.2	0.0	0.0	0.0	0.3	0.0
Printed circuit assemblies, loaded boards, modules and consumer external modems.....	11	7861	2.3	0.0	-0.5	-0.4	-0.2	2.7
Printed circuit assemblies, loaded boards, modules and consumer external modems.....	11	786199	2.3	0.0	-0.5	-0.4	-0.2	2.7
Miscellaneous electrical machinery and equipment.....	11	79	0.6	0.0	0.0	0.0	0.1	0.0
Storage batteries.....	11	7901	-0.3	-0.1	-0.4	0.0	0.0	0.1
Storage batteries, lead acid type, BCI dimensional group 8D or smaller.....	11	790103	0.0	0.5	-0.6	0.0	0.0	0.2
Storage batteries, lead acid type, larger than BCI dimensional group 8D.....	11	790104	-2.1	-2.5	0.0	0.0	0.0	0.0
Storage batteries (excluding lead acid), including parts for all storage batteries.....	11	790105	0.2	0.0	0.0	0.0	0.0	0.0
Primary batteries.....	11	7902	-1.5	0.0	-0.1	-0.4	0.4	-0.7
Primary batteries.....	11	790229	-1.5	0.0	-0.1	-0.4	0.4	-0.7
Carbon and graphite products.....	11	7903	5.3	0.0	1.2	0.0	-0.2	0.0
X-ray and electromedical equipment.....	11	7905	0.7	0.0	0.0	0.0	0.0	0.1
Irradiation equipment.....	11	790512	0.9	0.0	0.0	0.0	0.0	0.0
Electromedical equipment, including diagnostic, therapeutic and patient monitoring equipment.....	11	790541	0.7	0.0	0.0	0.0	0.0	0.1
Miscellaneous electrical industrial apparatus.....	11	7929	-2.3	0.0	0.0	0.0	0.6	0.0
Rectifying apparatus.....	11	792902	3.6	0.0	0.0	0.0	0.0	0.0
Other electrical equipment for industrial use, except for electronic circuitry.....	11	792904	-4.7	0.0	0.0	0.0	0.9	0.0
All other electrical equipment and components, except industrial.....	11	7939	7.3	6.4	0.0	0.0	0.0	0.0
All other electrical equipment and components, except industrial.....	11	793901	7.3	6.4	0.0	0.0	0.0	0.0
Miscellaneous instruments.....	11	8	3.3	0.4	0.6	0.2	0.1	0.1
Automatic environmental controls for monitoring residential, commercial, and appliance use.....	11	81	2.4	-0.2	0.0	0.3	0.7	1.8
Automatic environmental controls for monitoring residential, commercial, and appliance use.....	11	8105	2.4	-0.2	0.0	0.3	0.7	1.8
Automatic environmental controls for monitoring residential, commercial, and appliance use.....	11	810501	2.4	-0.2	0.0	0.3	0.7	1.8
Industrial process control instruments.....	11	82	5.3	0.6	0.4	0.0	0.4	0.0
Industrial process control instruments.....	11	8201	5.3	0.6	0.4	0.0	0.4	0.0
Industrial process control instruments.....	11	820171	5.3	0.6	0.4	0.0	0.4	0.0
Fluid meters and counting devices.....	11	84	0.1	0.3	0.2	0.8	0.1	0.2
Fluid meters and counting devices.....	11	8401	0.1	0.3	0.2	0.8	0.1	0.2
Engineering and scientific instruments.....	11	85	3.9	0.2	2.3	0.2	0.3	0.1
Aeronautical, nautical, and navigational instruments.....	11	8501	2.7	0.0	2.1	0.0	0.0	0.0
Aeronautical, nautical, and navigational instruments.....	11	850111	2.7	0.0	2.1	0.0	0.0	0.0
Hospital beds and specialized hospital furniture.....	11	8504	9.4	1.3	3.3	1.4	1.4	0.6
Hospital beds and specialized hospital furniture.....	11	850404	9.4	1.3	3.3	1.4	1.4	0.6
Measuring instruments and lenses.....	11	86	2.8	0.2	0.1	0.2	-0.1	0.0
Sighting, tracking, and fire-control equipment, optical type.....	11	8601	1.6	0.6	-0.6	1.0	0.0	0.3
Sighting, tracking, and fire-control equipment, optical type.....	11	860111	1.6	0.6	-0.6	1.0	0.0	0.3
All other miscellaneous optical instruments and lenses.....	11	8602	3.1	0.0	1.7	-0.1	-0.1	0.1
All other miscellaneous optical instruments and lenses.....	11	860211	3.1	0.0	1.7	-0.1	-0.1	0.1
Laboratory analytical instruments.....	11	8603	2.9	0.2	-0.1	0.1	-0.1	0.0
Laboratory analytical instruments.....	11	860311	2.9	0.2	-0.1	0.1	-0.1	0.0
Measuring & controlling devices, n.e.c.....	11	89	3.2	0.8	-0.3	-0.1	0.0	0.0
Aircraft engine instruments.....	11	8901	7.4	6.6	0.0	-0.9	0.0	0.0
Aircraft engine instruments.....	11	890199	7.4	6.6	0.0	-0.9	0.0	0.0
Nuclear radiation detection & monitoring instruments.....	11	8904	2.4	0.0	0.0	0.0	0.0	0.0
Nuclear radiation detection & monitoring instruments.....	11	890499	2.4	0.0	0.0	0.0	0.0	0.0
Physical properties and kinematic testing equipment.....	11	8905	1.5	0.0	0.0	0.0	0.0	0.0
Physical properties and kinematic testing equipment.....	11	890599	1.5	0.0	0.0	0.0	0.0	0.0
Commercial, geophysical, meteorological, surveying, drafting & general-purpose instruments.....	11	8906	4.7	0.0	-0.9	0.0	0.0	0.0
Commercial, geophysical, meteorological & general-purpose instruments.....	11	890699	4.7	0.0	-0.9	0.0	0.0	0.0
Miscellaneous machinery.....	11	9	3.0	0.1	0.2	0.1	0.1	0.5
Oil field and gas field machinery.....	11	91	3.9	0.0	0.0	0.0	0.0	0.0

See footnotes at end of table.

Table 7. Producer price index percentage changes for commodity and service groupings and individual items, not seasonally adjusted — Continued
 [July 2024]

Title	Commodity code		Unadjusted 12-month percent change ¹	Unadjusted 1-month percent change ¹				
	Group code	Item code		July 2023 to July 2024 ^P	Feb. to Mar.	Mar. to Apr. ^P	Apr. to May ^P	May to June ^P
Oil and gas field drilling, surveying, and cementing machinery (except parts sold separately).....	11	9102	3.0	0.0	0.0	0.0	0.0	0.0
Oil and gas field drilling, surveying, and cementing machinery (except parts sold separately).....	11	910201	3.0	0.0	0.0	0.0	0.0	0.0
Oil field and gas field production machinery (except pumps and parts sold separately).....	11	9104	7.6	0.0	0.0	0.0	0.0	0.0
Oil field and gas field production machinery (except pumps and parts sold separately).....	11	910456	7.6	0.0	0.0	0.0	0.0	0.0
Parts and attachments for oil and gas field machinery and equipment.....	11	9106	1.1	0.0	0.0	0.0	0.0	0.0
Mining machinery and equipment.....	11	92	9.2	0.0	0.6	0.2	0.5	2.4
Mining machinery and equipment (except parts sold separately).....	11	9207	10.9	0.0	0.3	0.3	0.7	2.7
Underground mining machinery (except parts sold separately).....	11	920701	5.9	0.0	0.0	0.8	0.0	0.0
Crushing, pulverizing, & screening machinery (except parts sold separately).....	11	920702	-	0.0	0.0	0.0	0.0	-
Drills and other mining machinery (except parts sold separately).....	11	920703	11.6	0.0	1.0	0.0	2.1	0.7
Mineral processing & beneficiation machinery (except parts sold separately).....	11	920704	-	0.0	0.0	0.0	0.3	-
Parts and attachments for mining machinery and equipment (sold separately).....	11	9253	3.8	0.0	1.7	0.0	0.0	1.5
Parts and attachments for mining machinery and equipment (sold separately).....	11	925303	3.8	0.0	1.7	0.0	0.0	1.5
Internal combustion engines.....	11	94	3.2	0.0	0.4	0.1	0.0	0.6
Diesel, semidiesel, and dual-fuel engines (except automotive).....	11	9407	2.8	0.0	0.0	0.0	0.0	0.0
Diesel, semidiesel, and dual-fuel engines (except automotive).....	11	940725	2.8	0.0	0.0	0.0	0.0	0.0
Diesel, semidiesel, and dual-fuel engines for automobiles, trucks, and buses.....	11	9408	3.4	0.0	0.2	0.0	0.0	0.0
Diesel, semidiesel, and dual-fuel engines for automobiles, trucks, and buses.....	11	940811	3.4	0.0	0.2	0.0	0.0	0.0
Parts & accessories for internal combustion engines, ex. aircraft & gasoline automotive engines.....	11	9413	2.9	0.0	1.6	0.0	0.0	0.0
Parts & accessories for internal combustion engines, ex. aircraft & gasoline automotive engines.....	11	941301	2.9	0.0	1.6	0.0	0.0	0.0
Machine shop products.....	11	95	1.2	0.1	-0.1	0.1	0.0	0.2
Machine shop products.....	11	9505	1.2	0.1	-0.1	0.1	0.0	0.2
Machine shop job work and job order repairs.....	11	950501	1.2	0.1	-0.1	0.1	0.0	0.2
Turbines and turbine generator sets.....	11	97	6.6	0.2	0.7	0.3	0.4	0.6
Turbines and turbine generator sets (excluding parts).....	11	9701	6.6	0.2	0.7	0.3	0.4	0.6
Steam, gas, and other turbines and turbine generators.....	11	970103	5.6	-0.4	0.9	0.4	0.4	0.7
Parts & accessories for turbines, turbine generators, and turbine generator sets.....	11	98	0.3	0.0	0.0	0.0	0.0	0.2
Parts & accessories for turbines, turbine generators, and turbine generator sets.....	11	9801	0.3	0.0	0.0	0.0	0.0	0.2
Parts & accessories for turbines, turbine generators, and turbine generator sets.....	11	980101	0.3	0.0	0.0	0.0	0.0	0.2
Furniture and household durables.....	12	-	1.1	0.3	-0.1	0.3	0.1	0.0
Household furniture.....	12	1	-0.4	0.2	0.4	0.5	0.2	0.1
Metal household furniture.....	12	11	-2.9	-0.4	0.3	-0.2	0.0	-0.1
Metal household furniture.....	12	1101	-2.9	-0.4	0.3	-0.2	0.0	-0.1
Metal household dining room and kitchen furniture.....	12	110102	-1.6	-2.1	1.7	-1.2	0.0	-0.5
Other metal household furniture.....	12	110104	-3.2	0.0	0.0	0.0	0.0	0.0
Metal household furniture, beds, nonupholstered.....	12	1101041	-4.9	0.0	0.0	0.0	0.0	0.0
Wood household furniture (nonupholstered).....	12	12	-4.2	0.1	-0.1	0.4	0.0	0.2
Wood household furniture (nonupholstered).....	12	1206	-4.2	0.1	-0.1	0.4	0.0	0.2
Wood living room furniture (nonupholstered).....	12	120602	1.3	0.0	0.0	1.5	0.0	0.0
Wood dining room, outdoor, and ready-to-assemble furniture (nonupholstered).....	12	120603	-3.1	0.0	0.0	2.2	0.0	0.5
Wood bedroom furniture, including infants' and children's, (nonupholstered).....	12	120605	-5.2	0.4	-0.3	-1.8	0.0	0.1
Upholstered household furniture.....	12	13	0.5	0.9	0.1	0.9	0.2	0.0
Upholstered household furniture.....	12	1301	0.5	0.9	0.1	0.9	0.2	0.0
Dual purpose sleep furniture, incl. convertible sofa.....	12	130123	2.3	0.2	0.0	1.7	0.0	0.0
Upholstered household furniture.....	12	130141	0.1	1.1	0.1	0.7	0.3	0.0
Upholstered household davenport, sofas, loveseats, and settees.....	12	1301411	-0.9	1.2	0.1	0.5	0.3	0.0
Upholstered household sectional sofa pieces.....	12	1301412	0.2	0.1	0.0	1.0	0.0	0.0
Upholstered household rocking chairs, including swivel rockers.....	12	1301413	0.7	0.4	0.4	0.0	0.0	0.0
Other upholstered household furniture, including custom.....	12	1301415	4.6	3.0	0.0	0.2	0.7	0.0

See footnotes at end of table.

Table 7. Producer price index percentage changes for commodity and service groupings and individual items, not seasonally adjusted — Continued
 [July 2024]

Title	Commodity code		Unadjusted 12-month percent change ¹	Unadjusted 1-month percent change ¹				
	Group code	Item code		July 2023 to July 2024 ^P	Feb. to Mar.	Mar. to Apr. ^P	Apr. to May ^P	May to June ^P
Bedding.....	12	14	0.0	-0.9	1.2	0.0	0.3	0.2
Bedding.....	12	1401	0.0	-0.9	1.2	0.0	0.3	0.2
Innerspring mattresses, excluding crib size.....	12	140104	1.1	-1.1	1.6	0.0	0.6	0.7
Mattress foundations.....	12	140107	-2.1	-0.4	0.0	0.4	-0.5	-0.6
Mattresses, other types, including crib, foam, waterbed mattresses and mattress inserts.....	12	140114	1.3	-1.4	2.0	0.0	0.7	0.0
Sleep system ensembles and mattresses, excluding conventional waterbeds.....	12	140122	-13.8	0.0	0.0	0.0	0.0	0.0
Mattress and foundation sets.....	12	140134	-0.2	-0.5	0.5	0.0	-0.2	0.0
Metal porch, lawn, outdoor & casual furniture.....	12	15	2.6	0.0	0.0	0.0	0.0	1.7
Porch and lawn furniture.....	12	1501	2.6	0.0	0.0	0.0	0.0	1.7
Metal porch, lawn, outdoor & casual furniture.....	12	150112	2.6	0.0	0.0	0.0	0.0	1.7
Commercial furniture.....	12	2	2.2	0.2	-0.2	0.3	0.3	0.0
Wood office furniture and store fixtures.....	12	21	3.0	0.8	-0.1	0.8	0.6	0.6
Wood office furniture and store fixtures.....	12	2101	3.0	0.8	-0.1	0.8	0.6	0.6
Wood office seating, including upholstered.....	12	210112	2.5	0.0	0.0	0.2	0.0	0.0
Wood office desks and extensions.....	12	210113	1.8	0.0	0.0	0.4	0.0	0.0
Wood office files, storage units, and tables.....	12	210114	5.4	-0.3	0.0	0.2	0.0	0.0
Wood office furniture, other types (incl. panel/desk systems).....	12	210116	1.4	0.1	0.0	0.0	0.0	0.0
Fixtures for stores, banks and offices.....	12	210161	3.0	0.9	-0.1	1.0	0.7	0.8
Custom architectural woodwork, millwork, and fixtures.....	12	2101611	4.0	0.4	0.0	1.2	0.4	0.7
Wood lockers, partitions, and shelving (except custom).....	12	2101612	-0.2	3.7	-3.6	0.2	2.9	1.2
Nonwood furniture and store fixtures.....	12	22	1.4	-0.3	-0.2	-0.1	0.1	-0.6
Nonwood commercial storage units, files, and tables.....	12	2202	0.8	-0.6	-1.2	-1.1	1.6	0.7
Nonwood commercial storage units, files, and tables.....	12	220202	0.8	-0.6	-1.2	-1.1	1.6	0.7
Nonwood commercial furniture.....	12	2203	2.5	-0.3	0.8	0.1	-0.7	0.7
Nonwood commercial desks and extensions.....	12	220321	7.5	-0.2	0.3	0.0	-0.1	0.2
Nonwood office seating.....	12	220325	2.8	0.0	0.0	0.0	0.0	0.0
Nonwood office furniture panel systems, and other nonwood office furniture.....	12	220326	1.3	-0.5	1.5	0.2	-1.4	1.4
Nonwood partitions and fixtures.....	12	2204	0.3	-0.2	-1.0	0.1	0.4	-2.6
Storage racks and accessories, except wood.....	12	220407	-7.0	-2.2	-1.9	0.0	0.0	-1.2
Fixtures (bank, office, and store) except wood.....	12	220409	3.9	-0.9	0.4	0.0	0.0	-7.2
Public building furniture.....	12	23	3.6	0.0	-0.2	0.4	0.0	0.0
Public building furniture.....	12	2301	3.6	0.0	-0.2	0.4	0.0	0.0
School furniture (except stone and concrete), excluding library furniture.....	12	230101	2.6	0.0	-0.9	0.0	0.0	0.0
Public building and related furniture, excluding school & restaurant furniture.....	12	230102	4.1	0.0	0.1	0.5	0.0	0.1
Commercial furniture and fixtures, n.e.c.....	12	24	0.9	0.1	-0.7	-0.2	0.3	0.2
Commercial furniture and fixtures, n.e.c.....	12	2401	0.9	0.1	-0.7	-0.2	0.3	0.2
Bar, bowling center, cafeteria, and restaurant furniture.....	12	240104	-1.3	0.0	-2.6	0.0	0.0	0.0
Other commercial and institutional furniture and fixtures, n.e.c.....	12	240108	1.9	0.2	0.2	-0.3	0.4	0.3
Floor coverings.....	12	3	1.9	1.4	-0.6	-0.4	1.2	0.0
Carpets and rugs.....	12	31	2.0	1.6	-0.7	-0.5	1.4	0.0
Carpet and rugs.....	12	3101	2.0	1.6	-0.7	-0.5	1.4	0.0
Carpet and rugs.....	12	310101	2.0	1.6	-0.7	-0.5	1.4	0.0
Resilient floor coverings.....	12	32	1.2	0.0	0.0	0.0	0.0	0.0
Resilient floor coverings.....	12	3201	1.2	0.0	0.0	0.0	0.0	0.0
Resilient floor coverings.....	12	320170	1.2	0.0	0.0	0.0	0.0	0.0
Household appliances.....	12	4	0.2	0.2	-0.1	0.0	-0.5	0.0
Major appliances.....	12	41	0.2	0.0	-0.2	-0.1	-0.6	0.0
Household cooking appliances.....	12	4101	1.2	0.6	-0.4	0.1	-0.9	-0.2
Electric household ranges, ovens (including microwave), surface cooking units, and equipment.....	12	410105	-0.2	0.6	-0.7	0.9	-3.5	1.1
Gas household ranges, ovens, surface cooking units and equipment.....	12	410139	2.4	0.9	-0.5	1.0	-1.5	0.2
Other household ranges and cooking equipment, including outdoor equipment.....	12	410169	1.7	0.3	-0.2	-1.6	2.3	-1.9
Household refrigeration equipment.....	12	4103	-0.6	-0.1	0.2	-0.2	0.1	0.1
Household refrigerators, including refrigerator-freezer combinations.....	12	410329	-0.7	-0.1	0.2	-0.2	0.1	0.0
Other major household appliances including room air-conditioners.....	12	4104	0.8	-0.9	0.2	0.5	0.2	0.0
Room air-conditioners.....	12	410445	1.7	0.0	1.4	0.0	0.0	0.0
Household vacuum cleaners, including parts and attachments.....	12	43	2.1	-0.3	0.8	0.2	-0.8	-0.2

See footnotes at end of table.

Table 7. Producer price index percentage changes for commodity and service groupings and individual items, not seasonally adjusted — Continued
 [July 2024]

Title	Commodity code		Unadjusted 12-month percent change ¹	Unadjusted 1-month percent change ¹				
	Group code	Item code		July 2023 to July 2024 ^P	Feb. to Mar.	Mar. to Apr. ^P	Apr. to May ^P	May to June ^P
Household vacuum cleaners and other floor care machines (including parts and attachments).....	12	4301	2.1	-0.3	0.8	0.2	-0.8	-0.2
Household vacuum cleaners and other floor care machines (including parts and attachments).....	12	430114	2.1	-0.3	0.8	0.2	-0.8	-0.2
Electric housewares and fans.....	12	44	-0.5	1.4	0.0	0.0	0.0	0.0
Parts and attachments for small electric household appliances, including fan parts.....	12	4403	1.4	1.6	0.0	0.0	0.0	0.0
Parts and attachments for small electric household appliances, including fan parts.....	12	440311	1.4	1.6	0.0	0.0	0.0	0.0
Small electric household appliances, including fans.....	12	4404	-0.5	1.4	0.0	0.0	0.0	0.0
Small electric household appliances, including fans.....	12	440401	-0.5	1.4	0.0	0.0	0.0	0.0
Portable residential lighting fixtures, including parts and accessories.....	12	45	0.0	0.0	0.0	0.0	0.0	0.0
Portable residential lighting fixtures, including parts and accessories.....	12	4501	0.0	0.0	0.0	0.0	0.0	0.0
Portable residential lighting fixtures, including parts and accessories.....	12	450135	0.0	0.0	0.0	0.0	0.0	0.0
Home electronic equipment.....	12	5	1.6	1.9	0.0	-0.4	0.0	0.0
Speakers and commercial sound equipment.....	12	57	3.5	4.1	0.0	-0.9	0.0	0.0
Speakers and commercial sound equipment.....	12	5707	3.5	4.1	0.0	-0.9	0.0	0.0
Speakers and commercial sound equipment.....	12	570708	3.5	4.1	0.0	-0.9	0.0	0.0
Other home electronic equipment.....	12	58	0.0	0.0	0.0	0.0	0.0	0.0
Other home electronic equipment, including television receivers and automotive A/V equipment.....	12	5803	0.0	0.0	0.0	0.0	0.0	0.0
All other consumer audio and video equipment, excluding TV receivers and automotive A/V equip.....	12	580301	0.0	0.0	0.0	0.0	0.0	0.0
Other household durable goods.....	12	6	2.3	0.2	-0.2	0.8	-0.1	0.1
Vitreous china, fine earthenware, and other pottery products.....	12	61	0.1	0.0	0.0	0.0	0.0	0.1
Vitreous china, porcelain, and earthenware table and kitchenware and other pottery products.....	12	6101	0.1	0.0	0.0	0.0	0.0	0.1
Vitreous china, porcelain, and earthenware (semivitreous) table and kitchenware.....	12	610104	0.5	0.0	0.0	0.0	0.0	0.5
All other pottery products (including china decorated for the trade).....	12	610105	0.0	0.0	0.0	0.0	0.0	0.0
Mirrors (decorated and undecorated).....	12	65	4.3	1.3	-2.6	2.1	-0.6	0.8
Mirrors (decorated and undecorated), made from purchased glass.....	12	6501	4.3	1.3	-2.6	2.1	-0.6	0.8
Mirrors (decorated and undecorated), made from purchased glass.....	12	650104	4.3	1.3	-2.6	2.1	-0.6	0.8
Lawn/garden equipment.....	12	66	1.9	0.2	0.0	0.1	0.0	-0.2
Parts and attachments for consumer lawn, garden, and snow equipment.....	12	6605	1.2	0.0	0.0	0.0	0.0	-0.1
Parts and attachments for consumer lawn, garden, and snow equipment.....	12	660503	1.2	0.0	0.0	0.0	0.0	-0.1
Consumer lawn, garden, and snow equipment.....	12	6607	2.0	0.2	0.0	0.1	0.0	-0.2
Consumer lawn, garden, and snow equipment.....	12	660701	2.0	0.2	0.0	0.1	0.0	-0.2
Consumer riding lawn, garden, and snow equipment.....	12	6607011	0.9	0.0	0.0	0.0	0.0	0.0
Consumer nonriding lawn, garden, and snow equipment.....	12	6607012	3.1	0.4	0.0	0.3	0.0	-0.5
Cutlery, flatware (except precious), razors and razor blades.....	12	67	2.3	-1.7	2.1	0.0	0.3	0.7
Cutlery, flatware (except precious), razors and razor blades.....	12	6701	2.3	-1.7	2.1	0.0	0.3	0.7
Cutlery, scissors, shears, trimmers, and snips.....	12	670141	-	-3.8	4.6	0.0	0.8	-
Metal kitchen utensil, pots, and pans.....	12	68	1.1	0.9	0.0	0.0	0.0	0.0
Metal kitchen utensil, pots, and pans.....	12	6801	1.1	0.9	0.0	0.0	0.0	0.0
Stamped and spun kitchen utensils, aluminum.....	12	680101	0.0	0.0	0.0	0.0	0.0	0.0
Window shades, blinds, and accessories.....	12	69	2.2	0.0	0.0	2.1	0.0	0.0
Window shades, blinds, and accessories.....	12	6901	2.2	0.0	0.0	2.1	0.0	0.0
Window shades and window shade accessories and rollers.....	12	690101	2.4	0.0	0.0	2.4	0.0	0.0
Other shades and blinds, including curtain and drapery fixtures, poles, & rods.....	12	690103	2.2	0.0	0.0	1.7	0.0	0.0
Nonmetallic mineral products.....	13	-	4.1	0.5	-0.7	0.3	0.0	0.3
Glass.....	13	1	1.3	0.1	-0.1	0.2	-0.5	0.3
Flat glass.....	13	11	1.2	0.0	-0.1	0.3	-0.5	0.4
Specialty glass.....	13	1107	1.4	0.1	0.0	0.1	-0.5	0.4
Specialty glass.....	13	110703	1.4	0.1	0.0	0.1	-0.5	0.4
Other glass products, made by flat glass producers.....	13	1107034	3.5	0.0	0.0	0.0	0.0	2.1
Flat glass (float, sheet, and plate process).....	13	1108	0.6	-0.5	-0.5	0.8	-0.9	0.7
Flat glass (float, sheet, and plate process).....	13	110811	0.6	-0.5	-0.5	0.8	-0.9	0.7
Other finished glassware.....	13	13	1.7	0.3	-0.2	0.0	-0.3	0.0
Pressed and blown glassware.....	13	1301	1.7	0.3	-0.2	0.0	-0.3	0.0

See footnotes at end of table.

Table 7. Producer price index percentage changes for commodity and service groupings and individual items, not seasonally adjusted — Continued
 [July 2024]

Title	Commodity code		Unadjusted 12-month percent change ¹	Unadjusted 1-month percent change ¹				
	Group code	Item code		July 2023 to July 2024 ^P	Feb. to Mar.	Mar. to Apr. ^P	Apr. to May ^P	May to June ^P
Machine-made pressed & blown table, kitchen, art, & novelty glassware.....	13	130116	0.6	0.0	0.0	0.0	0.0	0.0
All other machine-made pressed and blown glassware.....	13	130117	2.3	0.6	-0.5	0.1	-0.7	-0.1
Handmade pressed and blown glassware.....	13	130118	5.1	0.0	0.0	0.0	0.0	0.0
Concrete ingredients and related products.....	13	2	7.1	0.4	0.4	0.3	0.1	0.3
Construction sand, gravel, and crushed stone.....	13	21	7.4	0.3	0.4	0.2	0.2	0.2
Construction sand, gravel and crushed stone.....	13	2101	7.4	0.3	0.4	0.2	0.2	0.2
Construction sand and gravel (run of pit/bank, washed, screened, etc.)..	13	210120	7.2	0.3	1.7	1.0	-0.3	0.3
Construction sand and gravel, Northeast.....	13	2101201	4.9	0.0	0.0	-0.2	0.0	0.0
Construction sand and gravel, Midwest.....	13	2101202	10.3	0.8	3.1	1.2	-0.2	0.0
Construction sand and gravel, West.....	13	2101204	9.8	0.1	2.3	1.8	-0.5	0.7
Crushed and broken stone.....	13	210121	7.4	0.4	-0.2	-0.2	0.4	0.2
Crushed and broken limestone.....	13	2101212	7.6	0.3	0.1	0.1	0.0	0.1
Crushed and broken granite.....	13	2101213	4.3	1.0	-1.7	-1.3	2.3	0.9
Bituminous limestone, sandstone, & other crushed & broken stone. ...	13	2101219	9.9	0.1	0.0	0.0	0.0	0.0
Cement, hydraulic.....	13	22	6.3	0.7	0.4	0.4	-0.2	0.5
Cement, hydraulic.....	13	2201	6.3	0.7	0.4	0.4	-0.2	0.5
Cement, hydraulic.....	13	220161	6.3	0.7	0.4	0.4	-0.2	0.5
Concrete products.....	13	3	4.6	1.0	-0.4	0.0	-0.2	-0.1
Concrete block and brick.....	13	31	6.9	0.5	0.4	0.0	0.8	0.0
Structural concrete block.....	13	3111	9.0	0.0	0.2	0.0	2.0	0.0
Structural concrete block.....	13	311135	9.0	0.0	0.2	0.0	2.0	0.0
Structural concrete block, lightweight units (weighing less than 105 lb/cubic ft.) (dry weight).....	13	3111351	5.2	0.0	0.4	0.0	0.3	0.0
Structural concrete block, mediumweight units (weighing 105 - 124 lb/cubic ft.) (dry weight).....	13	3111352	7.6	0.0	0.1	0.1	0.4	0.0
Structural concrete block, normalweight units (weighing 125 lb or more/cubic ft.) (dry weight).....	13	3111353	13.4	0.0	0.1	0.0	4.2	0.0
Decorative concrete block.....	13	3121	7.8	0.6	0.3	0.0	1.1	0.2
Decorative concrete block (including screen, split, slump, shadowal block, etc.).....	13	312101	7.8	0.6	0.3	0.0	1.1	0.2
Concrete brick.....	13	3131	6.3	0.0	1.6	0.1	0.0	0.0
Concrete brick.....	13	313101	6.3	0.0	1.6	0.1	0.0	0.0
Concrete pavers.....	13	3141	5.0	1.1	0.3	0.0	0.0	0.0
Concrete pavers (including grid, interlocking, etc.).....	13	314101	5.0	1.1	0.3	0.0	0.0	0.0
Concrete pipe.....	13	32	5.3	0.0	-0.6	0.2	0.2	0.0
Concrete pipe.....	13	3201	5.3	0.0	-0.6	0.2	0.2	0.0
Concrete pipe.....	13	320108	5.3	0.0	-0.6	0.2	0.2	0.0
Concrete storm sewer pipe.....	13	3201082	8.6	0.0	-0.7	0.2	0.2	0.0
Concrete pipe, except concrete culvert and storm sewer pipe.....	13	3201083	8.4	0.0	0.0	0.0	0.0	0.0
Ready-mix concrete.....	13	33	5.0	1.5	-0.7	0.2	-0.6	-0.1
Ready-mix concrete.....	13	3301	5.0	1.5	-0.7	0.2	-0.6	-0.1
Ready-mix concrete.....	13	330101	5.0	1.5	-0.7	0.2	-0.6	-0.1
Northeast region ready-mix concrete.....	13	330101A	1.6	1.0	0.0	0.0	-3.9	0.0
Midwest region ready-mix concrete.....	13	330101B	8.8	3.4	0.8	0.1	-1.4	0.0
South region ready-mix concrete.....	13	330101C	5.7	1.7	-2.1	-0.3	0.8	-0.6
West region ready-mix concrete.....	13	330101D	2.2	-0.3	0.1	1.2	-0.6	0.5
Precast concrete products.....	13	34	2.5	0.0	0.0	-0.3	0.2	-0.1
Precast concrete products.....	13	3401	2.5	0.0	0.0	-0.3	0.2	-0.1
Precast concrete products.....	13	340106	2.5	0.0	0.0	-0.3	0.2	-0.1
Precast concrete slabs and tile, roof and floor units.....	13	3401061	3.4	0.0	0.0	0.0	0.0	3.7
Precast concrete architectural wall panels.....	13	3401062	0.6	0.0	0.0	-3.0	0.0	0.0
Burial vaults and boxes, precast concrete.....	13	3401063	4.2	0.7	0.0	0.0	0.0	0.0
Precast concrete products (excl burial vaults and boxes, slabs and tile, and arch. wall panels).....	13	3401064	2.7	-0.1	-0.1	0.2	0.3	-0.4
Prestressed concrete products.....	13	35	2.9	-0.1	-0.2	-1.3	-0.1	0.5
Prestressed concrete products.....	13	3501	2.9	-0.1	-0.2	-1.3	-0.1	0.5
Prestressed concrete products.....	13	350107	2.9	-0.1	-0.2	-1.3	-0.1	0.5
Prestressed concrete bridge beams and solid and hollow cored slabs and panels.....	13	3501071	-2.0	-0.2	-0.3	-1.4	-0.2	1.0
Prestressed concrete bridge beams.....	13	35010711	-0.2	-0.3	-0.4	-0.2	0.0	1.4
Prestressed concrete solid and hollow cored slabs and panels.....	13	35010712	-6.4	0.0	0.0	-4.3	-0.8	0.0
Prestressed concrete products (excl bridge beams and solid and hollow cored slabs and panels).....	13	3501072	8.6	0.0	0.0	-1.2	0.0	0.0

See footnotes at end of table.

Table 7. Producer price index percentage changes for commodity and service groupings and individual items, not seasonally adjusted — Continued
 [July 2024]

Title	Commodity code		Unadjusted 12-month percent change ¹	Unadjusted 1-month percent change ¹				
	Group code	Item code		July 2023 to July 2024 ^P	Feb. to Mar.	Mar. to Apr. ^P	Apr. to May ^P	May to June ^P
Clay construction products ex. refractories.....	13	4	1.1	-0.2	-0.6	0.3	0.0	-0.1
Brick and structural clay tile.....	13	42	4.8	0.3	0.4	0.3	0.3	0.1
Building or common brick.....	13	4201	4.8	0.3	0.4	0.3	0.3	0.1
Building or common brick.....	13	420101	4.8	0.3	0.4	0.3	0.3	0.1
Glazed brick and other brick (paving, floor, and sewer).....	13	4202	6.4	0.0	0.0	0.0	0.0	0.0
Glazed brick and other brick (paving, floor, and sewer).....	13	420201	6.4	0.0	0.0	0.0	0.0	0.0
Clay floor and wall tile, glazed and unglazed.....	13	44	-3.5	-1.3	-1.9	0.4	-0.4	-0.3
Clay floor and wall tile, glazed and unglazed (including quarry tile and ceramic mosaic tile).....	13	4401	-3.5	-1.3	-1.9	0.4	-0.4	-0.3
Clay floor and wall tile, glazed and unglazed (including quarry tile and ceramic mosaic tile).....	13	440131	-3.5	-1.3	-1.9	0.4	-0.4	-0.3
Structural clay products, n.e.c.....	13	45	5.2	4.1	0.0	0.0	0.0	0.0
Structural clay products, n.e.c.....	13	4501	5.2	4.1	0.0	0.0	0.0	0.0
All other structural clay products, excluding clay refractories.....	13	450199	5.6	5.0	0.0	0.0	0.0	0.0
Refractories.....	13	5	1.8	0.0	0.4	-0.1	0.6	-0.1
Clay refractories.....	13	52	2.0	0.0	0.5	0.0	0.7	0.0
Clay refractories.....	13	5201	2.0	0.0	0.5	0.0	0.7	0.0
Clay refractories.....	13	520181	2.0	0.0	0.5	0.0	0.7	0.0
Nonclay refractories.....	13	53	1.4	0.0	0.2	-0.2	0.4	-0.4
Nonclay refractories (excluding dead-burned magnesia).....	13	5301	1.4	0.0	0.2	-0.2	0.4	-0.4
Nonclay refractories (excluding dead-burned magnesia).....	13	530112	1.4	0.0	0.2	-0.2	0.4	-0.4
Asphalt felts and coatings.....	13	6	0.7	0.1	-1.7	2.3	-0.4	0.3
Prepared asphalt and tar roofing and siding products.....	13	61	1.2	0.1	-2.1	2.7	-0.7	0.4
Prepared asphalt and tar roofing and siding products.....	13	6101	1.2	0.1	-2.1	2.7	-0.7	0.4
Prepared asphalt and tar roofing and siding products.....	13	610131	1.2	0.1	-2.1	2.7	-0.7	0.4
Asphalt smooth-surfaced roll roofing and cap sheets, organic and fiberglass base.....	13	6101311	-2.6	0.0	0.5	-0.8	0.5	0.0
Asphalt mineral-surfaced roll roofing and cap sheets, organic and fiberglass base.....	13	6101312	0.6	-0.1	0.3	0.4	0.1	0.0
Other prepared asphalt and tar products for roofing and siding.....	13	6101317	0.6	0.5	0.0	0.0	0.2	0.8
Roofing asphalts, pitches, coatings, and cement.....	13	62	-2.3	0.0	0.0	0.0	1.0	0.0
Roofing asphalts, pitches, coatings, and cement.....	13	6201	-2.3	0.0	0.0	0.0	1.0	0.0
Roofing asphalts, pitches, coatings, and cement.....	13	620121	-2.3	0.0	0.0	0.0	1.0	0.0
Gypsum products.....	13	7	4.0	1.6	-0.7	1.8	0.0	0.1
Gypsum products.....	13	71	4.0	1.6	-0.7	1.8	0.0	0.1
Gypsum products.....	13	7101	4.0	1.6	-0.7	1.8	0.0	0.1
Gypsum building materials.....	13	710102	4.3	1.9	-0.8	1.6	0.0	0.1
Other gypsum products.....	13	710116	2.6	0.0	0.0	2.6	0.0	0.0
Glass containers.....	13	8	5.0	0.0	-0.7	0.2	0.1	3.9
Glass containers.....	13	81	5.0	0.0	-0.7	0.2	0.1	3.9
Glass containers (including value of packaging).....	13	8101	5.0	0.0	-0.7	0.2	0.1	3.9
Glass containers (including value of packaging).....	13	810104	5.0	0.0	-0.7	0.2	0.1	3.9
Other nonmetallic minerals.....	13	9	3.8	0.2	-1.9	0.0	0.4	0.3
Insulation materials.....	13	92	5.6	0.3	0.0	0.6	1.6	0.1
Mineral wool for thermal and acoustical envelope insulation.....	13	9201	5.2	1.0	-0.3	0.8	2.9	-0.2
Mineral wool for thermal and acoustical envelope insulation.....	13	920105	5.2	1.0	-0.3	0.8	2.9	-0.2
Mineral wool for industrial, equipment, and appliance insulation.....	13	9202	6.0	-0.7	0.5	0.3	-0.3	0.4
Mineral wool for industrial, equipment, and appliance insulation.....	13	920201	6.0	-0.7	0.5	0.3	-0.3	0.4
Paving mixtures and blocks.....	13	94	4.4	-0.2	-4.7	-1.2	0.7	0.8
Paving mixtures and blocks.....	13	9401	4.4	-0.2	-4.7	-1.2	0.7	0.8
Paving mixtures and blocks.....	13	940113	4.4	-0.2	-4.7	-1.2	0.7	0.8
Emulsified asphalt, including liquid additives.....	13	940113A	5.2	0.7	1.0	0.5	0.8	0.7
Other liquid asphalt and tar paving materials, including cut-backs.....	13	940113B	2.4	0.2	0.2	-2.7	2.4	0.0
Asphalt and tar paving mixtures (excluding liquid).....	13	940113C	3.6	-1.3	-11.9	-3.3	0.4	1.0
Cut stone and stone products.....	13	95	2.1	0.0	0.0	0.0	0.0	0.0
Cut stone and stone products.....	13	9501	2.1	0.0	0.0	0.0	0.0	0.0
Dressed dimension granite (including gneiss, syenite, diorite, and cut granite).....	13	950111	2.7	0.0	0.0	0.0	0.0	0.0
Dressed dimension limestone (including dolomite, travertine, calcareous, tufa, & cut limestone).....	13	950121	5.4	0.0	0.0	0.0	0.0	0.0
Dressed dimension marble and other stone.....	13	950151	0.5	0.0	0.0	0.0	0.0	0.0

See footnotes at end of table.

Table 7. Producer price index percentage changes for commodity and service groupings and individual items, not seasonally adjusted — Continued
 [July 2024]

Title	Commodity code		Unadjusted 12-month percent change ¹	Unadjusted 1-month percent change ¹				
	Group code	Item code		July 2023 to July 2024 ^P	Feb. to Mar.	Mar. to Apr. ^P	Apr. to May ^P	May to June ^P
Gaskets, packing, and sealing devices.....	13	98	3.2	0.1	0.0	1.3	0.0	0.3
Gaskets and gasketing material.....	13	9801	3.8	0.1	0.0	2.3	0.0	0.4
Nonmetallic gaskets and gasketing.....	13	980111	2.6	0.2	0.0	0.0	0.0	0.8
Metallic gaskets and machined seals.....	13	980112	5.4	0.0	0.0	5.1	0.0	0.0
Packing and sealing.....	13	9802	2.4	0.0	0.0	0.0	0.0	0.1
Molded packing and sealing devices.....	13	980212	1.0	0.0	0.0	0.0	0.0	0.1
Rotary oil seals.....	13	980214	4.0	0.0	0.0	0.0	0.0	0.0
Nonmetallic minerals and products, n.e.c.....	13	99	3.2	1.0	-0.8	0.5	-0.3	0.0
Clay and stone mining and quarrying.....	13	9902	2.5	1.9	-1.3	-0.3	-0.6	-0.1
Ground or treated minerals and earths.....	13	990209	2.0	-0.3	1.7	0.4	-0.5	-0.5
Treated lightweight aggregate and crushed slag, minerals and earths.....	13	9902094	3.5	-0.4	2.5	0.6	-0.5	0.6
Other minerals and earths, treated.....	13	9902096	-0.1	-0.3	0.9	0.0	-0.7	-1.7
Dimension stone mining and quarrying.....	13	990211	7.2	0.0	0.0	0.0	0.0	0.0
Clay, excluding kaolin and ball clay.....	13	990214	4.0	-0.2	0.9	-0.4	-0.5	1.5
Bentonite.....	13	990214C	3.5	0.0	0.0	0.8	0.2	0.9
All other nonmetallic minerals, including talc and gypsum.....	13	990299	0.2	14.9	-15.3	-3.6	-1.2	0.2
All other nonmetallic mineral products.....	13	9903	4.1	-0.3	0.0	1.6	0.0	0.0
Other nonmetallic mineral products.....	13	990319	2.4	-0.5	0.0	2.4	0.0	0.0
Transportation equipment.....	14	—	1.7	0.1	0.1	0.0	0.1	0.3
Motor vehicles and equipment.....	14	1	1.0	0.1	0.0	-0.1	0.0	0.2
Motor vehicles.....	14	11	0.8	0.0	-0.1	-0.2	-0.1	0.2
Passenger cars and chassis.....	14	1101	-1.1	-0.2	0.0	0.0	0.0	0.0
Passenger cars and chassis.....	14	110131	-1.1	-0.2	0.0	0.0	0.0	0.0
Motorcycles, including three-wheel motorbikes, motorscooters, mopeds, and parts.....	14	1104	2.4	2.0	0.0	0.0	0.0	0.3
Motorcycles, including three-wheel motorbikes, motorscooters, mopeds, and parts.....	14	110401	2.4	2.0	0.0	0.0	0.0	0.3
Trucks, truck tractors, & bus chassis 14,000 lb or less, incl. minivans & suvs.....	14	1105	1.1	0.0	-0.2	-0.3	-0.1	0.2
Trucks, truck tractors, & bus chassis 14,000 lb or less, incl. minivans & suvs.....	14	110571	1.1	0.0	-0.2	-0.3	-0.1	0.2
Trucks, over 14,000 lbs GVW.....	14	1106	1.1	0.0	0.0	0.1	0.0	0.0
Trucks, over 14,000 lbs GVW.....	14	110684	1.1	0.0	0.0	0.1	0.0	0.0
Truck, truck tractors, and bus chassis (chassis of own manufacture) 14,001 to 33,000 lbs.....	14	1106841	0.6	0.0	0.1	0.1	0.0	0.1
Buses, including military and firefighting vehicles (chassis of own manufacture).....	14	1106843	1.7	0.0	0.0	0.1	0.0	0.0
Motor vehicles parts.....	14	12	1.1	0.2	0.1	0.0	0.1	0.2
Motor vehicles parts.....	14	1205	1.1	0.2	0.1	0.0	0.1	0.2
Gasoline engines and engine parts, excl. carburetors, pistons, and valves.....	14	120501	-0.3	0.9	0.0	0.0	-0.1	-0.1
Motor vehicle steering and suspension parts.....	14	120502	0.4	-0.1	0.4	-0.4	0.0	0.6
Motor vehicle transmission and power train.....	14	120503	1.7	-0.2	0.3	0.0	0.2	0.3
Motor vehicle drive train components, except wheels and brakes, new.....	14	1205031	1.5	-0.2	0.3	0.0	0.2	0.3
Motor vehicle transmissions except auxiliary and parts, new.....	14	12050310	2.2	-0.4	-0.1	0.0	0.6	-0.5
Parts for manual and automatic transmissions, new.....	14	12050313	0.1	-0.1	0.0	0.0	0.0	0.8
Other motor vehicle drive train components, except wheels and brakes, new.....	14	12050315	1.2	0.0	0.7	-0.2	0.0	-0.1
Motor vehicle drive train components, rebuilt.....	14	1205033	6.2	0.0	0.0	0.0	0.0	0.0
Motor vehicle brake systems.....	14	120504	0.9	0.3	-1.4	0.4	0.1	-0.8
Motor vehicle brake parts and assemblies, new.....	14	1205041	1.2	0.3	-1.6	0.5	0.1	-0.8
Motor vehicle drum brake assemblies and parts, new.....	14	1205041A	—	0.8	-1.6	0.6	0.1	—
Other motor vehicle brake parts and assemblies, new.....	14	1205041B	2.9	0.2	0.1	0.8	0.1	-0.3
Motor vehicle disc brake assemblies and parts, new.....	14	1205041C	0.4	0.0	-4.2	0.0	0.0	-1.1
Filters for internal combustion engines and motor vehicles.....	14	120505	—	0.0	0.0	0.3	—	—
Other motor vehicle parts.....	14	120508	1.5	0.0	0.0	0.1	0.0	0.8
Vehicle seating and interior trim.....	14	120511	0.6	0.3	0.2	-0.6	0.1	0.2
Automobile trimmings.....	14	1205111	0.6	0.4	0.6	-1.3	0.0	0.5
Seats for public conveyance and aircraft.....	14	1205113	1.4	0.6	0.1	0.1	0.2	0.0
Carburetors, pistons, piston rings, and valves.....	14	120513	6.1	-0.1	0.0	0.0	1.8	0.0
Motor vehicle electrical and electronic equipment.....	14	120514	1.3	0.0	0.3	0.0	0.0	0.0
Vehicular lighting equipment.....	14	1205141	1.9	0.1	-0.1	0.0	0.1	-0.3
Other motor vehicle electrical and electronic equipment.....	14	1205142	1.2	0.0	0.4	0.0	0.0	0.1
Battery charging alternators, generators, and regulators.....	14	12051422	2.3	0.2	0.5	0.0	0.4	0.6
Parts for electrical and electronic engine equipment.....	14	12051424	6.2	0.0	6.1	0.0	0.0	0.0

See footnotes at end of table.

Table 7. Producer price index percentage changes for commodity and service groupings and individual items, not seasonally adjusted — Continued
 [July 2024]

Title	Commodity code		Unadjusted 12-month percent change ¹	Unadjusted 1-month percent change ¹				
	Group code	Item code		July 2023 to July 2024 ^P	Feb. to Mar.	Mar. to Apr. ^P	Apr. to May ^P	May to June ^P
All other miscellaneous non-engine electrical and electronic equipment.....	14	12051425	0.0	0.0	0.1	0.0	0.0	0.0
All other miscellaneous complete engine electrical equipment, including spark plugs.....	14	12051426	3.1	0.0	0.0	0.0	0.0	0.0
Truck and bus bodies.....	14	13	4.1	0.2	0.2	-0.3	0.0	1.4
Truck and bus bodies sold separately.....	14	1301	4.9	0.2	0.2	-0.4	0.0	1.7
Other truck and vehicle bodies, sold separately.....	14	13015	4.9	0.3	0.3	-0.6	0.0	2.4
Dump truck bodies, sold separately.....	14	130151	—	0.0	1.3	0.0	0.1	—
All other truck and vehicle bodies, sold separately.....	14	130152	3.6	0.5	0.0	-0.9	0.0	2.3
Service truck bodies, sold separately.....	14	130153	3.3	0.0	0.0	-0.1	0.0	3.4
Complete vehicles on purchased chassis.....	14	1302	1.7	0.1	0.0	0.1	0.1	0.3
Buses and firefighting vehicles, complete, produced on purchased chassis.....	14	13027	1.1	0.1	0.0	0.2	0.2	0.0
Buses and firefighting vehicles, complete, produced on purchased chassis.....	14	130275	1.1	0.1	0.0	0.2	0.2	0.0
Other trucks and vehicles, complete, produced on purchased chassis, except upfitting trucks.....	14	130294	4.7	0.3	0.0	0.2	0.1	1.0
Truck trailers.....	14	14	-0.4	-0.1	-0.4	0.0	-0.1	0.4
Truck trailers.....	14	1406	-0.4	-0.1	-0.4	0.0	-0.1	0.4
Truck trailers and chassis, axle rating 10,000 lb or more.....	14	140602	-0.5	-0.1	-0.4	-0.1	-0.1	0.4
Truck trailers and chassis, axle rating less than 10,000 lb.....	14	140603	0.8	0.0	0.0	0.0	0.0	0.0
Motor homes, built on purchased chassis.....	14	15	0.3	0.0	0.2	0.0	0.0	0.0
Motor homes, built on purchased chassis.....	14	1501	0.3	0.0	0.2	0.0	0.0	0.0
Motor homes, built on purchased chassis.....	14	150101	0.3	0.0	0.2	0.0	0.0	0.0
Travel trailers and campers.....	14	16	0.3	0.0	0.0	-0.1	0.1	0.2
Travel trailers.....	14	1601	0.0	0.0	0.0	-0.2	0.1	0.3
Travel trailers.....	14	160101	0.0	0.0	0.0	-0.2	0.1	0.3
Conventional travel trailers.....	14	1601016	0.1	0.0	0.0	-0.1	0.1	0.4
Camping trailers, campers, pick-up covers, and parts.....	14	1602	1.8	0.0	0.0	0.0	0.0	0.0
Camping trailers, campers, pick-up covers, and parts.....	14	160201	1.8	0.0	0.0	0.0	0.0	0.0
Other parts and components, excluding appliances and furnishings.....	14	1602013	2.2	0.0	0.0	0.0	0.0	0.0
Truck campers, caps, box covers, and fold-down camping trailers.....	14	1602014	0.9	0.0	0.0	0.0	0.0	0.0
Aircraft and aircraft equipment.....	14	2	3.8	0.1	0.4	0.1	0.2	0.3
Aircraft.....	14	21	4.0	0.2	0.2	0.2	0.2	0.3
Civilian aircraft.....	14	2102	2.5	0.2	0.2	0.3	0.1	0.2
Civilian aircraft.....	14	210206	2.5	0.2	0.2	0.3	0.1	0.2
Military aircraft.....	14	2104	—	0.0	0.0	0.0	—	—
Military aircraft.....	14	210401	—	0.0	0.0	0.0	—	—
Aircraft engine and engine parts.....	14	23	4.0	0.0	0.2	0.2	0.2	0.2
Aircraft engine and engine parts.....	14	2301	4.0	0.0	0.2	0.2	0.2	0.2
Aircraft engine and engine parts.....	14	230101	4.0	0.0	0.2	0.2	0.2	0.2
Aeronautical services on aircraft engines.....	14	2301015	13.4	0.0	0.0	0.0	0.0	0.0
Aircraft engine parts and accessories.....	14	2301017	4.6	0.0	0.4	0.4	0.2	0.2
Parts and accessories for military aircraft engines.....	14	23010175	2.5	0.0	0.1	1.1	0.0	0.3
Parts and accessories for civilian aircraft engines.....	14	23010177	5.7	0.1	0.6	0.0	0.3	0.2
Other aircraft parts and equipment.....	14	25	3.3	0.0	1.2	0.0	0.3	0.3
Other aircraft parts and equipment.....	14	2501	3.3	0.0	1.2	0.0	0.3	0.3
Aircraft propellers and helicopter rotors.....	14	250102	1.4	0.1	0.6	0.0	0.0	0.2
Aircraft parts and auxiliary equipment.....	14	250103	3.4	0.0	1.3	0.0	0.3	0.3
Aircraft landing gear for civilian and military aircraft.....	14	2501032	5.3	0.0	0.0	0.1	0.0	0.0
Other aircraft subassemblies and parts for military aircraft.....	14	2501033	2.4	0.0	0.0	0.0	0.0	0.1
Other aircraft subassemblies and parts for civilian aircraft.....	14	2501034	3.4	0.0	1.6	0.0	0.4	0.1
Ships and boats.....	14	3	2.3	0.1	0.1	0.2	0.3	0.6
Ships.....	14	31	1.5	0.0	0.0	0.2	0.3	0.1
Military self-propelled ships, new construction.....	14	3102	1.1	0.0	0.0	0.2	0.1	0.1
Military self-propelled ships, new construction.....	14	310201	1.1	0.0	0.0	0.2	0.1	0.1
Nonmilitary self-propelled ships, new construction.....	14	3103	5.2	0.0	0.0	0.0	1.1	0.0
Nonmilitary self-propelled ships, new construction.....	14	310301	5.2	0.0	0.0	0.0	1.1	0.0
Boats.....	14	32	3.3	0.1	0.2	0.2	0.3	1.3
Outboard motorboats, including commercial and military (except sailboats and lifeboats).....	14	3201	3.4	0.2	0.2	0.2	0.2	1.5
Outboard motorboats, wood or metal, incl. comm. and military (exc. sailboats and lifeboats).....	14	320107	0.2	0.3	0.5	0.1	0.1	0.4

See footnotes at end of table.

Table 7. Producer price index percentage changes for commodity and service groupings and individual items, not seasonally adjusted — Continued
[July 2024]

Title	Commodity code		Unadjusted 12-month percent change ¹	Unadjusted 1-month percent change ¹				
	Group code	Item code		July 2023 to July 2024 ^P	Feb. to Mar.	Mar. to Apr. ^P	Apr. to May ^P	May to June ^P
Outboard motorboats, plastics/fiberglass, incl. comm. and mil. (exc. sailboats and lifeboats).....	14	320108	5.2	0.1	0.0	0.3	0.2	2.0
Inboard motorboats, including commercial and military (except sailboats and lifeboats).....	14	3202	5.0	0.0	0.7	0.0	0.0	2.4
Inboard cabin cruisers, including commercial and military (except sailboats and lifeboats).....	14	320206	5.6	0.1	0.2	0.0	0.0	1.8
Other inboard motorboats, including commercial and military (except sailboats and lifeboats).....	14	320207	3.6	0.0	2.1	0.0	0.0	3.9
Inboard-outdrive boats, including commercial and military (except sailboats and lifeboats).....	14	3203	1.3	0.0	-0.5	0.1	1.7	0.0
All other inboard-outdrive boats, incl. comm. and military (except sailboats and lifeboats).....	14	320310	0.9	0.0	-0.4	0.1	1.3	0.0
All other boats (excluding military and commercial).....	14	3204	2.1	0.0	0.0	0.0	0.0	0.0
All other boats (excluding military and commercial).....	14	320406	2.1	0.0	0.0	0.0	0.0	0.0
Railroad equipment.....	14	4	0.8	0.1	0.0	0.2	0.0	0.0
Railroad cars and locomotives.....	14	44	0.8	0.0	0.0	0.3	0.0	0.0
Railroad cars and locomotives.....	14	4401	0.8	0.0	0.0	0.3	0.0	0.0
Railroad cars.....	14	440102	2.0	0.0	0.0	0.7	0.0	0.0
Railway maintenance of way equipment and parts.....	14	45	0.8	0.3	0.0	0.0	0.0	0.1
Railway maintenance of way equipment and parts.....	14	4501	0.8	0.3	0.0	0.0	0.0	0.1
Air brake and other brake equipment.....	14	450101	-0.2	0.3	-0.1	0.0	0.0	0.0
Railway maintenance of way & all other railroad and streetcar equipment, parts and accessories.....	14	450102	1.3	-	-	-	-	-
Transportation equipment, n.e.c.....	14	9	-1.3	-1.1	0.0	0.0	0.0	0.0
Transportation equipment, n.e.c.....	14	91	-1.3	-1.1	0.0	0.0	0.0	0.0
Other transportation equipment, incl. golf carts, vehicle trailers, and all-terrain vehicles.....	14	9111	-1.3	-1.1	0.0	0.0	0.0	0.0
Automobile and light truck trailers.....	14	911104	-1.0	0.0	0.0	0.0	0.1	0.0
All other miscellaneous transportation equipment, including all-terrain vehicles.....	14	911105	-1.6	-1.9	0.0	0.0	-0.1	0.0
All-terrain vehicles and parts.....	14	9111051	0.0	-0.8	0.0	0.0	0.0	0.0
All other miscellaneous transportation equipment and parts.....	14	9111052	-2.4	-2.4	0.0	0.0	-0.1	0.0
Miscellaneous products.....	15	-	5.6	0.3	0.4	1.2	-0.2	0.4
Toys, sporting goods, small arms, etc.....	15	1	6.4	-0.2	0.0	0.0	0.0	0.4
Toys, games, and children's vehicles.....	15	11	0.2	0.0	0.0	0.0	0.0	0.0
Toys, games, and children's vehicles.....	15	1101	0.2	0.0	0.0	0.0	0.0	0.0
Nonelectronic games and puzzles (excl. toys), and electronic toys (incl. parts).....	15	110152	0.0	0.0	0.0	0.0	0.0	0.0
Nonelectronic games and puzzles, including parts.....	15	1101521	0.0	0.0	0.0	0.0	0.0	0.0
Other nonelectronic toys, including parts.....	15	110154	0.2	0.0	0.0	0.0	0.0	0.0
Models, science & craft kits/supply, & collectors' miniatures.....	15	110155	2.8	0.0	-0.2	0.0	0.0	0.0
Sporting and athletic goods.....	15	12	9.4	0.0	0.0	0.0	0.0	0.0
Sporting and athletic goods.....	15	1201	9.4	0.0	0.0	0.0	0.0	0.0
Golf equipment, excluding apparel and shoes.....	15	120127	-	0.0	0.0	0.0	0.0	-
Bicycles, adult tricycles, unicycles and parts.....	15	120182	3.2	0.0	0.0	0.3	0.1	0.1
Playground equipment.....	15	120185	4.4	0.0	0.0	0.0	0.0	0.0
Gymnasium and exercise equipment.....	15	120192	0.7	0.0	0.0	0.0	0.0	0.0
Other sporting and athletic goods.....	15	120193	2.3	0.0	0.0	0.0	0.0	0.0
Small arms and ammunition.....	15	13	2.4	-0.5	0.0	0.0	0.0	1.1
Small arms.....	15	1301	0.1	0.0	0.0	0.0	0.0	0.0
Single barrel shotguns, other small firearms n.e.c., and parts & attachments for small arms.....	15	130128	0.4	0.0	0.0	0.0	0.0	0.0
Small arms ammunition.....	15	1302	6.5	-1.4	0.0	0.0	0.0	2.9
Small arms cartridges and shells.....	15	130281	6.3	-2.1	0.0	0.0	0.0	2.7
Other ammunition products.....	15	130282	7.2	1.2	0.0	0.0	0.0	3.6
Tobacco products, incl. stemmed & redried.....	15	2	10.4	0.0	0.1	3.0	0.0	0.0
Cigarettes, excluding electronic.....	15	21	11.5	0.0	0.0	3.3	0.0	0.0
Cigarettes, excluding electronic.....	15	2101	11.5	0.0	0.0	3.3	0.0	0.0
Cigarettes, excluding electronic.....	15	210105	11.5	0.0	0.0	3.3	0.0	0.0
Stemmed and redried tobacco.....	15	24	2.3	1.6	0.0	-0.2	0.0	0.1
Stemmed and redried tobacco.....	15	2402	2.3	1.6	0.0	-0.2	0.0	0.1
Stemmed and redried tobacco.....	15	240208	2.3	1.6	0.0	-0.2	0.0	0.1
Tobacco, unstemmed leaf, redried before packing.....	15	2402081	3.9	2.9	0.0	-0.3	0.0	0.2
Tobacco, stemmed.....	15	2402084	-	0.0	0.0	0.0	0.0	-

See footnotes at end of table.

Table 7. Producer price index percentage changes for commodity and service groupings and individual items, not seasonally adjusted — Continued
[July 2024]

Title	Commodity code		Unadjusted 12-month percent change ¹	Unadjusted 1-month percent change ¹				
	Group code	Item code		July 2023 to July 2024 ^P	Feb. to Mar.	Mar. to Apr. ^P	Apr. to May ^P	May to June ^P
Other tobacco products.....	15	25	4.8	0.0	1.2	1.9	0.0	0.1
Other tobacco products.....	15	2501	4.8	0.0	1.2	1.9	0.0	0.1
Other tobacco products.....	15	250101	4.8	0.0	1.2	1.9	0.0	0.1
Cigars.....	15	2501011	3.6	0.0	0.2	3.3	0.0	0.0
Chewing and smoking tobacco.....	15	2501014	5.1	0.0	1.4	1.6	0.0	0.1
Notions.....	15	3	3.7	0.0	0.0	0.0	0.0	0.0
Fasteners, zippers, buttons, needles, pins, and buckles.....	15	32	3.7	0.0	0.0	0.0	0.0	0.0
Fasteners, zippers, buttons, needles, pins, and buckles.....	15	3201	3.7	0.0	0.0	0.0	0.0	0.0
Fasteners, zippers, buttons, needles, pins, and buckles (except precious metal).....	15	320100	3.7	0.0	0.0	0.0	0.0	0.0
Photographic equipment and supplies.....	15	4	3.9	0.4	3.0	1.8	-6.5	3.2
Photographic supplies.....	15	42	3.4	0.4	3.9	2.3	-8.3	4.2
Photographic supplies.....	15	4206	3.4	0.4	3.9	2.3	-8.3	4.2
Photographic supplies.....	15	420601	3.4	0.4	3.9	2.3	-8.3	4.2
Prepared photographic chemicals.....	15	4206011	-2.6	0.0	0.5	0.0	0.0	0.0
Photographic sensitized film, plates, paper, & cloth.....	15	4206012	5.8	0.6	5.2	3.1	-11.3	5.9
Photographic sensitized film, plates, paper, & cloth, silver-halide-type (excl X-ray).....	15	42060121	5.8	-	-	3.8	-13.3	7.1
Photographic sensitized film, plates, paper & cloth, other than silver-halide-type (incl X-ray).....	15	42060122	6.0	3.9	1.5	-0.6	0.3	0.0
Mobile homes.....	15	5	-0.2	0.0	1.3	0.4	-0.1	0.0
Manufactured homes (mobile homes), all sizes (incl. multisection).....	15	53	-0.2	0.0	1.3	0.4	-0.1	0.0
Manufactured mobile homes and nonresidential mobile buildings.....	15	5303	-0.2	0.0	1.3	0.4	-0.1	0.0
Manufactured homes (mobile homes), all width sizes (incl. multisection).....	15	530301	-0.2	0.0	1.3	0.4	-0.1	0.0
Medical, surgical & personal aid devices.....	15	6	2.7	0.2	0.3	0.2	0.2	0.0
Surgical and medical instruments.....	15	62	2.7	0.5	0.0	0.0	0.3	0.0
Surgical and medical instruments.....	15	6201	2.7	0.5	0.0	0.0	0.3	0.0
Surgical and medical instruments.....	15	620103	2.7	0.5	0.0	0.0	0.3	0.0
Surgical and medical catheters.....	15	6201031	4.6	1.2	0.0	0.2	0.0	0.3
Orthopedic and surgical instruments.....	15	6201033	2.6	2.0	0.0	0.0	0.0	0.0
Other surgical and medical apparatus and instruments, excluding parts.....	15	6201037	3.5	-0.4	0.0	0.0	0.8	0.0
Parts for surgical and medical apparatus and instruments.....	15	6201038	1.2	-0.7	0.0	0.0	0.0	0.0
Medical and surgical appliances and supplies.....	15	63	2.5	-0.2	0.9	0.5	0.0	-0.2
Medical and surgical appliances and supplies.....	15	6301	2.5	-0.2	0.9	0.5	0.0	-0.2
Medical and surgical appliances and supplies.....	15	630104	2.5	-0.2	0.9	0.5	0.0	-0.2
Artificial joints and limbs.....	15	6301041	-0.2	-0.9	0.5	2.2	-0.3	-1.1
Other orthopedic and prosthetic appliances.....	15	6301042	0.3	0.0	0.1	-0.1	0.0	-0.2
All other surgical and medical items.....	15	6301044	3.2	-0.1	1.1	0.2	0.1	0.0
Ophthalmic goods.....	15	64	3.6	0.0	0.0	0.0	0.0	0.0
Ophthalmic goods.....	15	6401	3.6	0.0	0.0	0.0	0.0	0.0
Ophthalmic fronts, temples, and focal and contact lenses.....	15	640107	-	-	-	-	-	0.0
Other ophthalmic goods and prescription ground eyeglass lenses.....	15	640108	-	-	-	-	-	0.0
Dental equipment and supplies.....	15	65	3.3	0.0	0.1	0.1	0.3	0.0
Dental equipment and supplies.....	15	6501	3.3	0.0	0.1	0.1	0.3	0.0
Dental equipment and supplies.....	15	650107	3.3	0.0	0.1	0.1	0.3	0.0
Professional dental equipment and supplies.....	15	6501071	2.6	0.0	0.0	0.1	0.2	0.0
Professional dental equipment.....	15	65010713	2.4	0.0	0.0	0.0	0.3	0.0
Professional dental supplies.....	15	65010714	3.3	-0.1	0.1	0.1	0.0	0.1
Other industrial safety equipment.....	15	7	4.3	-0.5	0.7	0.5	0.2	0.8
Personal safety equipment and clothing.....	15	71	4.3	-0.5	0.7	0.5	0.2	0.8
Personal safety equipment and clothing.....	15	7108	4.3	-0.5	0.7	0.5	0.2	0.8
Personal safety equipment and clothing.....	15	710802	4.3	-0.5	0.7	0.5	0.2	0.8
Other miscellaneous products.....	15	9	4.4	1.0	0.4	1.1	-0.1	1.0
Burial caskets.....	15	91	-0.5	0.0	0.1	0.0	0.0	0.0
Burial caskets.....	15	9101	-0.5	0.0	0.1	0.0	0.0	0.0
Burial caskets.....	15	910109	-0.5	0.0	0.1	0.0	0.0	0.0
Metal burial caskets & coffins, completely lined & trimmed, adult sizes.....	15	9101091	-	0.0	0.2	0.0	-	-
Wood burial caskets & coffins, completely lined & trimmed, adult sizes.....	15	9101093	-	-	-	-	-	0.0

See footnotes at end of table.

Table 7. Producer price index percentage changes for commodity and service groupings and individual items, not seasonally adjusted — Continued
[July 2024]

Title	Commodity code		Unadjusted 12-month percent change ¹	Unadjusted 1-month percent change ¹				
	Group code	Item code		July 2023 to July 2024 ^P	Feb. to Mar.	Mar. to Apr. ^P	Apr. to May ^P	May to June ^P
Other burial caskets & coffins, including burial boxes and vaults (except concrete and stone).....	15	9101095	—	—	—	—	—	0.0
Musical instruments.....	15	93	1.8	0.0	0.3	0.7	0.4	0.0
Musical instruments.....	15	9301	1.8	0.0	0.3	0.7	0.4	0.0
Nonelectronic pianos, organs, and nonelectronic piano and organ parts, excluding benches.....	15	930113	—	0.0	0.0	5.7	0.0	—
Other musical instruments and parts.....	15	930117	1.2	0.0	0.3	0.0	0.4	0.0
Other nonelectronic musical instruments.....	15	9301172	1.8	0.0	1.4	0.0	0.0	0.0
Other musical instrument parts & accessories, sold separately, excl. benches & instrument cases.....	15	9301173	0.0	0.0	0.0	0.0	0.0	0.0
Jewelry and jewelry products.....	15	94	6.5	1.2	1.6	0.5	-0.5	1.3
Jewelry (gold and platinum) and silverware.....	15	9402	7.8	1.9	2.3	1.0	-1.4	1.0
Jewelry, gold and platinum.....	15	940222	7.8	1.9	2.3	1.0	-1.4	1.0
Costume jewelry and novelties.....	15	9404	1.8	0.0	0.0	-1.1	2.2	0.0
Costume jewelry and novelties.....	15	940415	1.8	0.0	0.0	-1.1	2.2	0.0
All other jewelry and personal goods (excluding costume).....	15	9407	4.6	0.5	1.6	0.5	0.0	0.6
All other jewelry and personal goods (excluding costume).....	15	940714	4.6	0.5	1.6	0.5	0.0	0.6
Jewelers' material and lapidary work.....	15	9408	11.6	0.7	0.8	0.3	-0.5	6.8
Pens, pencils, and marking devices.....	15	95	1.6	0.0	0.8	0.0	0.0	0.0
Pens, markers, mechanical pencils, and associated parts.....	15	9502	3.2	0.0	2.6	0.0	0.0	0.0
Pens, markers, mechanical pencils, and associated parts.....	15	950210	3.2	0.0	2.6	0.0	0.0	0.0
Lead pencils, art goods, office supplies and small office equipment, excluding paper.....	15	9503	0.5	0.0	0.0	0.0	0.0	0.0
Lead pencils, art goods, office supplies and small office equipment, excluding paper.....	15	950307	0.5	0.0	0.0	0.0	0.0	0.0
Marking devices.....	15	9504	2.1	0.0	0.3	0.0	0.0	0.0
Marking devices.....	15	950406	2.1	0.0	0.3	0.0	0.0	0.0
Brooms and brushes.....	15	97	4.4	0.0	0.1	0.0	0.0	1.9
Brooms, brushes and mops.....	15	9705	4.4	0.0	0.1	0.0	0.0	1.9
Brooms, mops, and dusters.....	15	970501	4.2	0.0	0.0	0.0	0.0	0.0
Brooms.....	15	9705011	6.9	0.0	0.0	0.0	0.0	0.0
Mops and dusters, including refills.....	15	9705012	1.9	0.0	0.0	0.0	0.0	0.0
Paint and varnish brushes and rollers.....	15	970502	1.4	0.0	0.0	0.0	0.0	0.0
Paint and varnish brushes.....	15	9705021	3.0	0.0	0.0	0.0	0.0	0.0
Paint holders, pads, roller frames, and rollers.....	15	9705022	0.0	0.0	0.0	0.0	0.0	0.0
Other brushes, excl. paint and varnish brushes.....	15	970503	5.2	0.0	0.1	0.0	0.1	3.3
Personal brushes.....	15	9705031	—	0.0	—	—	—	—
Brushes, other than personal.....	15	9705032	8.3	0.0	0.0	0.0	0.1	5.4
Miscellaneous products, n.e.c.....	15	9A	4.6	1.3	0.1	1.5	-0.1	1.1
Candles.....	15	9A01	1.8	0.0	0.0	0.0	0.0	0.0
Candles.....	15	9A0101	1.8	0.0	0.0	0.0	0.0	0.0
Signs and advertising displays.....	15	9A04	7.3	2.1	0.2	2.0	-0.4	0.4
Non-electric signs and displays.....	15	9A0402	7.7	1.0	0.4	1.2	-0.7	0.7
All other miscellaneous fabricated products and recyclable materials.....	15	9A09	0.7	0.1	0.0	1.0	0.4	2.7
Other miscellaneous fabricated products.....	15	9A0901	5.0	0.1	0.0	1.1	0.2	2.9
Reproduction of audio and video media and software.....	15	9D	0.8	0.1	0.5	0.5	0.0	-0.3
Reproduction of audio and video media and software.....	15	9D01	0.8	0.1	0.5	0.5	0.0	-0.3
Services²								
Transportation services.....	30	—	1.4	0.5	0.0	-0.7	0.7	0.0
Transportation of freight and mail.....	30	1	2.6	-0.3	0.5	0.2	-0.2	0.5
Rail transportation of freight and mail.....	30	11	3.9	-0.1	0.9	0.2	0.0	0.6
Rail transportation of freight and mail.....	30	1101	3.9	-0.1	0.9	0.2	0.0	0.6
Rail transportation of freight and mail.....	30	110101	3.9	-0.1	0.9	0.2	0.0	0.6
Truck transportation of freight.....	30	12	1.6	-0.5	0.6	0.2	-0.3	0.6
Local motor carrying.....	30	1201	2.7	0.7	1.2	-0.3	-0.3	0.1
Local motor carrying.....	30	120101	2.7	0.7	1.2	-0.3	-0.3	0.1
Long-distance motor carrying.....	30	1202	1.2	-0.8	0.4	0.3	-0.3	0.8
Long-distance motor carrying.....	30	120201	1.2	-0.8	0.4	0.3	-0.3	0.8
Water transportation of freight.....	30	13	2.0	-1.1	0.5	1.3	0.2	0.4
Deep sea water transportation of freight.....	30	1301	-6.6	-2.9	0.2	1.3	0.8	0.1
Deep sea water transportation of freight.....	30	130101	-6.6	-2.9	0.2	1.3	0.8	0.1
Coastal and intercoastal water transportation of freight.....	30	1302	11.9	-0.5	0.6	2.3	0.2	0.3
Coastal and intercoastal water transportation of freight.....	30	130201	11.9	-0.5	0.6	2.3	0.2	0.3

See footnotes at end of table.

Table 7. Producer price index percentage changes for commodity and service groupings and individual items, not seasonally adjusted — Continued
 [July 2024]

Title	Commodity code		Unadjusted 12-month percent change ¹	Unadjusted 1-month percent change ¹				
	Group code	Item code		July 2023 to July 2024 ^P	Feb. to Mar.	Mar. to Apr. ^P	Apr. to May ^P	May to June ^P
Great Lakes-St Lawrence Seaway water transportation of freight.	30	1303	5.0	1.7	2.7	-0.5	-0.6	0.3
Great lakes-St Lawrence Seaway water transportation of freight.	30	130301	5.0	1.7	2.7	-0.5	-0.6	0.3
Inland waterways transportation of freight.	30	1304	5.1	0.5	0.5	0.5	-0.6	0.8
Inland waterways transportation of freight.	30	130401	5.1	0.5	0.5	0.5	-0.6	0.8
Air transportation of freight.	30	14	1.4	0.8	1.6	-0.4	0.5	-1.0
Air transportation of freight.	30	1401	1.4	0.8	1.6	-0.4	0.5	-1.0
Air transportation of freight, domestic.	30	140102	-2.0	0.0	-0.5	0.0	0.5	-1.3
Air transportation of freight, international.	30	140103	7.8	2.3	5.4	-1.2	0.4	-0.5
Courier, messenger, and U.S. postal services.	30	16	4.6	-0.1	0.0	0.2	-0.2	0.2
U.S. Postal Service.	30	1601	3.2	0.0	0.0	0.0	0.0	0.0
Mailing services (market dominant services).	30	160107	2.5	0.0	0.0	0.0	0.0	0.0
First class mail.	30	1601071	2.4	0.0	0.0	0.0	0.0	0.0
Periodicals mail.	30	1601072	1.7	0.0	0.0	0.0	0.0	0.0
Standard class mail.	30	1601073	3.0	0.0	0.0	0.0	0.0	0.0
Package services mail.	30	1601074	1.8	0.0	0.0	0.0	0.0	0.0
Special services and fees.	30	1601075	2.1	0.0	0.0	0.0	0.0	0.0
Shipping services (competitive services).	30	160108	4.8	0.0	0.0	0.0	0.0	0.0
Courier and messenger services, except air.	30	1602	4.7	0.1	0.1	0.4	-0.1	-0.1
Courier and messenger services, except air.	30	160201	4.7	0.1	0.1	0.4	-0.1	-0.1
Air mail and package delivery services, excluding by USPS.	30	1603	6.4	-0.6	-0.1	0.0	-0.9	1.0
Air mail and package delivery services, excluding by USPS.	30	160301	6.4	-0.6	-0.1	0.0	-0.9	1.0
Pipeline transportation.	30	17	1.3	0.0	1.5	0.1	0.0	0.7
Pipeline transportation of petroleum products.	30	1701	2.5	0.0	0.0	0.1	0.0	1.5
Pipeline transportation of crude petroleum.	30	170101	3.3	0.0	0.0	0.3	0.0	1.7
Pipeline transportation of refined petroleum products.	30	170102	1.7	0.0	0.0	0.0	0.0	1.4
Pipeline transportation of natural gas.	30	1702	0.3	0.0	2.7	0.0	0.0	0.0
Pipeline transportation of natural gas.	30	170201	0.3	0.0	2.7	0.0	0.0	0.0
Transportation of passengers (partial).	30	2	-3.7	4.2	-2.1	-4.6	4.5	-1.9
Rail transportation of passengers.	30	21	0.0	0.0	0.0	0.0	0.0	0.0
Rail transportation of passengers.	30	2101	0.0	0.0	0.0	0.0	0.0	0.0
Rail transportation of passengers.	30	210101	0.0	0.0	0.0	0.0	0.0	0.0
Airline passenger services.	30	22	-3.8	4.2	-2.1	-4.7	4.5	-2.0
Airline passenger services.	30	2201	-3.8	4.2	-2.1	-4.7	4.5	-2.0
Airline passenger services, domestic.	30	220101	-1.5	1.7	-2.0	-3.3	0.7	-2.2
Airline passenger services, international.	30	220102	-9.3	12.1	-2.5	-8.8	16.1	-1.2
Services related to transportation activities.	31	—	6.9	-0.6	0.9	3.8	0.0	0.0
Services related to water transportation.	31	1	5.5	0.5	0.3	0.3	-0.1	0.3
Towing, tugging, docking, and related services.	31	11	6.0	0.1	0.9	0.5	-0.2	0.6
Towing, tugging, docking and related services.	31	1101	6.0	0.1	0.9	0.5	-0.2	0.6
Towing, tugging, docking and related services.	31	110101	6.0	0.1	0.9	0.5	-0.2	0.6
Operation of port waterfront terminals.	31	12	4.8	0.0	-0.4	0.0	0.0	0.3
Operation of port waterfront terminals.	31	1201	4.8	0.0	-0.4	0.0	0.0	0.3
Operation of port waterfront terminals.	31	120101	4.8	0.0	-0.4	0.0	0.0	0.3
Marine cargo handling.	31	13	5.3	1.2	0.1	0.3	0.0	0.0
Marine cargo handling.	31	1301	5.3	1.2	0.1	0.3	0.0	0.0
Marine cargo handling.	31	130101	5.3	1.2	0.1	0.3	0.0	0.0
Services related to air transportation.	31	2	3.5	2.7	-1.2	1.6	1.3	1.1
Other airport operations, excluding aircraft maintenance and repair.	31	21	3.5	2.7	-1.2	1.6	1.3	1.1
Other airport operations, excluding aircraft maintenance and repair.	31	2101	3.5	2.7	-1.2	1.6	1.3	1.1
Other airport operations, excluding aircraft maintenance and repair.	31	210101	3.5	2.7	-1.2	1.6	1.3	1.1
Other services related to transportation activities (partial).	31	3	8.9	-2.4	2.2	5.9	-0.5	-0.5
Arrangement of freight and cargo.	31	31	17.4	-4.0	3.7	9.5	-0.8	-0.9
Arrangement of freight and cargo.	31	3101	17.4	-4.0	3.7	9.5	-0.8	-0.9
Arrangement of freight and cargo.	31	310101	17.4	-4.0	3.7	9.5	-0.8	-0.9
Freight forwarding.	31	32	-2.1	0.0	0.0	0.7	0.0	0.0
Freight forwarding.	31	3201	-2.1	0.0	0.0	0.7	0.0	0.0
Freight forwarding.	31	320101	-2.1	0.0	0.0	0.7	0.0	0.0
Warehousing, storage, and related services.	32	—	1.0	1.0	1.5	-0.7	-2.7	-0.8
Warehousing, storage, and related services.	32	1	1.0	1.0	1.5	-0.7	-2.7	-0.8

See footnotes at end of table.

Table 7. Producer price index percentage changes for commodity and service groupings and individual items, not seasonally adjusted — Continued
 [July 2024]

Title	Commodity code		Unadjusted 12-month percent change ¹	Unadjusted 1-month percent change ¹				
	Group code	Item code		July 2023 to July 2024 ^P	Feb. to Mar.	Mar. to Apr. ^P	Apr. to May ^P	May to June ^P
Warehousing, storage, and related services.....	32	11	1.0	1.0	1.5	-0.7	-2.7	-0.8
Warehousing, storage, and related services.....	32	1101	1.0	1.0	1.5	-0.7	-2.7	-0.8
Warehousing, storage, and related services.....	32	110101	1.0	1.0	1.5	-0.7	-2.7	-0.8
Publishing sales, excluding software.....	33	—	5.5	0.3	0.1	0.3	0.6	0.4
Book, periodical, and newspaper publishing sales and subscriptions.....	33	1	5.9	0.2	0.1	0.4	0.9	0.1
Sales of books.....	33	11	7.9	0.5	0.2	0.8	0.0	0.3
Sales of textbooks.....	33	1101	5.4	-0.7	0.6	-0.3	0.2	-0.2
Sales of textbooks.....	33	110101	5.4	-0.7	0.6	-0.3	0.2	-0.2
Sales of technical, scientific, and professional books.....	33	1102	11.6	2.1	0.3	0.0	0.0	0.0
Sales of technical, scientific, and professional books.....	33	110201	11.6	2.1	0.3	0.0	0.0	0.0
Sales of religious books.....	33	1103	1.1	-0.4	-3.4	3.7	-1.2	-0.1
Sales of religious books.....	33	110301	1.1	-0.4	-3.4	3.7	-1.2	-0.1
Sales of general adult and juvenile books.....	33	1104	3.5	-1.0	0.3	2.6	-0.2	1.6
Sales of general adult and juvenile books.....	33	110402	3.5	-1.0	0.3	2.6	-0.2	1.6
Sales of general adult books.....	33	1104021	2.0	-0.2	0.3	2.8	-1.3	1.0
Sales of juvenile books.....	33	1104022	5.5	-2.1	0.3	2.4	1.3	2.4
Sales of general reference books.....	33	1105	12.2	-0.2	-0.3	0.3	0.3	-1.6
Sales of general reference books.....	33	110501	12.2	-0.2	-0.3	0.3	0.3	-1.6
Sales and subscriptions of periodicals and newspapers.....	33	12	4.2	0.0	0.0	0.0	1.8	0.0
Sales and subscriptions of periodicals.....	33	1201	0.3	0.0	0.0	0.0	0.0	0.1
Sales and subscriptions of periodicals.....	33	120101	0.3	0.0	0.0	0.0	0.0	0.1
Newspaper subscription and single copy sales.....	33	1202	6.9	0.0	0.0	0.0	3.1	0.0
Newspaper subscription and single copy sales.....	33	120205	6.9	0.0	0.0	0.0	3.1	0.0
Newspaper subscriptions, print and online bundled.....	33	1202051	8.5	0.1	0.2	0.1	0.1	0.2
Newspaper subscriptions, print only.....	33	1202052	6.8	0.0	0.0	0.0	3.4	0.0
Greeting card publishing sales.....	33	3	0.1	0.0	0.0	0.0	0.0	0.0
Greeting card publishing sales.....	33	31	0.1	0.0	0.0	0.0	0.0	0.0
Greeting card publishing sales.....	33	3101	0.1	0.0	0.0	0.0	0.0	0.0
Greeting card publishing sales.....	33	310101	0.1	0.0	0.0	0.0	0.0	0.0
Calendars, yearbooks, and other miscellaneous publishing sales.....	33	4	-0.7	0.1	-0.2	0.3	-0.9	-0.2
Calendars, yearbooks, and other miscellaneous publishing sales.....	33	41	-0.7	0.1	-0.2	0.3	-0.9	-0.2
Calendars, yearbooks, and other miscellaneous publishing sales.....	33	4101	-0.7	0.1	-0.2	0.3	-0.9	-0.2
Calendars, yearbooks, and other miscellaneous publishing sales.....	33	410101	-0.7	0.1	-0.2	0.3	-0.9	-0.2
Directory, mailing list, and related compilations publishing sales.....	33	6	6.9	0.7	0.2	-0.1	0.2	1.3
Directory, mailing list, and related compilations publishing sales.....	33	61	6.9	0.7	0.2	-0.1	0.2	1.3
Directory, mailing list, and related compilations publishing sales.....	33	6101	6.9	0.7	0.2	-0.1	0.2	1.3
Directory, mailing list, and related compilations publishing sales.....	33	610101	6.9	0.7	0.2	-0.1	0.2	1.3
Software publishing.....	34	—	4.0	0.3	1.2	1.5	-0.6	-0.1
System software publishing.....	34	1	2.3	0.9	1.8	-0.1	-0.7	1.7
System software publishing.....	34	11	2.3	0.9	1.8	-0.1	-0.7	1.7
System software publishing.....	34	1101	2.3	0.9	1.8	-0.1	-0.7	1.7
System software publishing.....	34	110101	2.3	0.9	1.8	-0.1	-0.7	1.7
Application software publishing.....	34	2	6.0	-0.3	0.5	3.3	-0.6	-1.9
Application software publishing.....	34	21	6.0	-0.3	0.5	3.3	-0.6	-1.9
Desktop and portable device application software publishing.....	34	2101	0.7	0.3	-0.6	-1.0	2.1	-3.5
Desktop and portable device application software publishing.....	34	210101	0.7	0.3	-0.6	-1.0	2.1	-3.5
Application software publishing, cross-industry, vertical market, utilities, and other.....	34	2103	6.9	0.1	0.6	7.2	-0.7	-2.1
Application software publishing, cross-industry, vertical market, utilities, and other.....	34	210301	6.9	0.1	0.6	7.2	-0.7	-2.1
Application software publishing, game software.....	34	2104	14.9	-2.6	2.1	0.0	-5.3	1.8
Application software publishing, game software.....	34	210401	14.9	-2.6	2.1	0.0	-5.3	1.8
Network compensation from broadcast and cable television and radio.....	35	—	0.8	0.0	0.0	0.0	0.5	0.0
Affiliate agreements, programming sales, and retransmission fees for cable and broadcast tv.....	35	1	1.1	0.0	0.0	0.0	0.7	0.0
Affiliate agreements, programming sales, and retransmission fees for cable and broadcast tv.....	35	11	1.1	0.0	0.0	0.0	0.7	0.0
Affiliate agreements, programming sales, and retransmission fees for cable and broadcast tv.....	35	1101	1.1	0.0	0.0	0.0	0.7	0.0
Affiliate agreements, programming sales, and retransmission fees for cable and broadcast tv.....	35	110101	1.1	0.0	0.0	0.0	0.7	0.0

See footnotes at end of table.

Table 7. Producer price index percentage changes for commodity and service groupings and individual items, not seasonally adjusted — Continued
 [July 2024]

Title	Commodity code		Unadjusted 12-month percent change ¹	Unadjusted 1-month percent change ¹				
	Group code	Item code		July 2023 to July 2024 ^P	Feb. to Mar.	Mar. to Apr. ^P	Apr. to May ^P	May to June ^P
Affiliate agreements, programming sales, and retransmission fees for radio.	35	2	0.0	0.0	0.0	0.0	0.0	0.0
Affiliate agreements, programming sales, and retransmission fees for radio.	35	21	0.0	0.0	0.0	0.0	0.0	0.0
Affiliate agreements, programming sales, and network compensation for radio.	35	2101	0.0	0.0	0.0	0.0	0.0	0.0
Affiliate agreements, programming sales, and network compensation for radio.	35	210101	0.0	0.0	0.0	0.0	0.0	0.0
Advertising space and time sales.	36	—	6.8	-1.1	5.4	0.2	-0.5	-0.4
Advertising space sales in periodicals, newspapers, directories, and mailing lists.	36	1	-0.9	0.0	0.4	-0.4	0.0	0.0
Advertising space sales in periodicals and newspapers.	36	11	-1.0	0.1	0.4	-0.5	0.0	0.0
Advertising space sales in periodicals.	36	1101	-0.1	0.0	0.3	-1.1	0.0	0.0
Advertising space sales in newspapers.	36	1102	-2.2	0.1	0.7	0.3	0.0	0.0
Advertising space sales in newspapers, print only.	36	110203	-2.2	0.1	0.7	0.3	0.0	0.0
Advertising space sales in directories and mailing lists.	36	12	0.1	0.0	0.0	0.0	0.0	0.0
Print advertising space sales in directories and mailing lists.	36	1201	0.1	0.0	0.0	0.0	0.0	0.0
Print advertising space sales in directories and mailing lists.	36	120101	0.1	0.0	0.0	0.0	0.0	0.0
Television advertising time sales.	36	2	-5.3	-4.9	2.1	-0.2	-1.9	-1.8
Television advertising time sales.	36	21	-5.3	-4.9	2.1	-0.2	-1.9	-1.8
Broadcast and network television advertising time sales.	36	2101	-1.7	-7.2	0.4	-3.6	1.8	-3.6
Broadcast and network television advertising time sales.	36	210101	-1.7	-7.2	0.4	-3.6	1.8	-3.6
Cable network advertising time sales.	36	2102	-12.3	-3.2	4.4	3.3	-5.9	-0.3
Cable network advertising time sales.	36	210201	-12.3	-3.2	4.4	3.3	-5.9	-0.3
Local cable system advertising time sales.	36	2103	21.5	0.0	0.0	0.0	0.0	0.0
Local cable system advertising time sales.	36	210301	21.5	0.0	0.0	0.0	0.0	0.0
Radio advertising time sales.	36	3	-8.6	0.9	-0.3	5.0	-1.7	-9.3
Radio advertising time sales.	36	31	-8.6	0.9	-0.3	5.0	-1.7	-9.3
Radio advertising time sales.	36	3101	-8.6	0.9	-0.3	5.0	-1.7	-9.3
Radio advertising time sales.	36	310101	-8.6	0.9	-0.3	5.0	-1.7	-9.3
Internet advertising sales.	36	6	14.7	0.0	7.9	0.0	0.0	0.8
Internet advertising sales.	36	61	14.7	0.0	7.9	0.0	0.0	0.8
Internet advertising sales.	36	6101	14.7	0.0	7.9	0.0	0.0	0.8
Internet advertising sales.	36	610101	14.7	0.0	7.9	0.0	0.0	0.8
Telecommunication, cable, and internet user services.	37	—	3.3	0.1	1.2	0.5	0.0	0.2
Wired telephone services.	37	1	5.1	1.3	1.5	0.9	-0.1	0.2
Residential wired telephone services.	37	11	4.9	1.4	1.9	0.6	-0.2	-0.1
Local residential wired telephone service.	37	1101	3.3	1.0	1.6	0.0	-0.3	0.0
Local residential wired telephone service.	37	110101	3.3	1.0	1.6	0.0	-0.3	0.0
Long distance residential wired telephone service.	37	1102	7.4	2.0	2.4	1.5	-0.3	-0.2
Long distance residential wired telephone service.	37	110201	7.4	2.0	2.4	1.5	-0.3	-0.2
All-distance residential wired telephone service.	37	1103	11.5	0.2	0.1	1.3	3.5	0.3
All-distance residential wired telephone service.	37	110301	11.5	0.2	0.1	1.3	3.5	0.3
Business wired telephone services.	37	12	5.4	1.0	1.5	1.1	-0.1	0.5
Local business wired telephone service.	37	1201	-0.9	1.5	1.6	-0.1	-1.0	-0.3
Local business wired telephone service.	37	120101	-0.9	1.5	1.6	-0.1	-1.0	-0.3
Long distance business wired telephone and other toll service.	37	1202	3.8	0.0	0.3	2.4	1.7	2.6
Long distance business wired telephone and other toll service.	37	120201	3.8	0.0	0.3	2.4	1.7	2.6
Private line wired telephone service.	37	1204	10.2	1.4	2.1	1.0	-0.6	-0.3
Private line wired telephone service.	37	120401	10.2	1.4	2.1	1.0	-0.6	-0.3
All-distance business wired telephone service (partial).	37	1205	0.8	0.7	-0.3	-0.7	-0.4	0.0
All-distance business wired telephone service.	37	120501	0.8	0.7	-0.3	-0.7	-0.4	0.0
Other telephone services.	37	13	4.4	2.5	0.4	1.6	0.6	-0.5
Other wired telephone services.	37	1301	4.4	2.5	0.4	1.6	0.6	-0.5
Other wired telephone services.	37	130104	4.4	2.5	0.4	1.6	0.5	-0.5
Wireless telecommunication services.	37	2	1.6	0.0	0.0	1.4	0.0	0.0
Cellular phone and other wireless telecommunication services.	37	21	1.6	0.0	0.0	1.4	0.0	0.0
Cellular phone and other wireless telecommunication services.	37	2101	1.6	0.0	0.0	1.4	0.0	0.0
Cellular phone and other wireless telecommunication services.	37	210101	1.6	0.0	0.0	1.4	0.0	0.0
Cable and satellite subscriber services.	37	3	4.9	-0.5	1.2	0.3	0.5	0.1

See footnotes at end of table.

Table 7. Producer price index percentage changes for commodity and service groupings and individual items, not seasonally adjusted — Continued
 [July 2024]

Title	Commodity code		Unadjusted 12-month percent change ¹	Unadjusted 1-month percent change ¹				
	Group code	Item code		July 2023 to July 2024 ^P	Feb. to Mar.	Mar. to Apr. ^P	Apr. to May ^P	May to June ^P
Cable and satellite subscriber services.....	37	31	4.9	-0.5	1.2	0.3	0.5	0.1
Cable and satellite subscriber services.....	37	3101	4.9	-0.5	1.2	0.3	0.5	0.1
Cable and satellite subscriber services.....	37	310101	4.9	-0.5	1.2	0.3	0.5	0.1
Internet access services.....	37	4	0.8	0.2	0.1	0.1	-0.1	-0.1
Internet access services.....	37	41	0.8	0.2	0.1	0.1	-0.1	-0.1
Residential Internet access services.....	37	4102	1.1	0.0	0.1	0.1	-0.2	-0.4
Residential Internet access services.....	37	410201	1.1	0.0	0.1	0.1	-0.2	-0.4
Business Internet access services.....	37	4103	0.1	0.5	0.1	0.2	0.3	0.5
Business Internet access services.....	37	410301	0.1	0.5	0.1	0.2	0.3	0.5
Bundled wired telecommunications access services.....	37	5	4.6	-0.2	3.0	-0.5	-0.3	0.7
Bundled wired telecommunications access services.....	37	51	4.6	-0.2	3.0	-0.5	-0.3	0.7
Bundled wired telecommunications access services.....	37	5101	4.6	-0.2	3.0	-0.5	-0.3	0.7
Bundled wired telecommunications access services.....	37	510101	4.6	-0.2	3.0	-0.5	-0.3	0.7
Data processing and related services.....	38	—	1.6	-0.3	0.4	0.4	-0.5	0.2
Data processing and related services.....	38	1	1.6	-0.3	0.4	0.4	-0.5	0.2
Data processing and related services.....	38	11	1.6	-0.3	0.4	0.4	-0.5	0.2
Hosting, ASP and other IT infrastructure provisioning services.....	38	1101	2.5	-0.5	0.7	0.7	-0.7	0.4
Hosting, ASP and other IT infrastructure provisioning services.....	38	110101	2.5	-0.5	0.7	0.7	-0.7	0.4
Business process management services (partial).....	38	1102	0.3	0.0	0.0	0.1	0.0	0.0
Business process management services (partial).....	38	110201	0.3	0.0	0.0	0.1	0.0	0.0
Data management, information transformation and other services.....	38	1103	0.0	0.0	0.0	0.0	0.0	0.0
Data management, information transformation and other services.....	38	110301	0.0	0.0	0.0	0.0	0.0	0.0
Credit intermediation services (partial).....	39	—	5.0	0.2	1.4	-1.8	0.9	-2.2
Loan services (partial).....	39	1	-0.4	-0.9	2.4	-2.9	-0.7	-3.5
Business loans (partial).....	39	11	-2.0	-1.8	2.2	-3.5	2.0	-4.0
Business loans (partial).....	39	1101	-2.0	-1.8	2.2	-3.5	2.0	-4.0
Business loans (partial).....	39	110101	-2.0	-1.8	2.2	-3.5	2.0	-4.0
Consumer loans (partial).....	39	12	4.8	1.3	3.0	-1.3	-8.7	-1.8
Residential real estate loans (partial).....	39	1201	4.1	2.1	2.6	-0.7	-11.4	-1.4
Residential real estate loans, except home equity (partial).....	39	120101	15.1	4.2	3.0	1.6	-16.8	-0.7
Home equity loans (partial).....	39	120102	-11.8	-1.9	1.7	-5.4	0.9	-2.5
Vehicle loans (partial).....	39	1202	10.3	-1.3	6.4	-5.2	2.9	-5.1
Vehicle loans (partial).....	39	120201	10.3	-1.3	6.4	-5.2	2.9	-5.1
Credit cards, overdraft credit, and related plans (partial).....	39	1203	5.1	-2.2	3.0	-3.1	3.7	-1.8
Credit cards, overdraft credit, and related plans (partial).....	39	120301	5.1	-2.2	3.0	-3.1	3.7	-1.8
Other loans and loan services (partial).....	39	13	-1.0	-0.5	1.9	-2.5	1.6	-4.6
Other loans and loan services (partial).....	39	1301	-1.0	-0.5	1.9	-2.5	1.6	-4.6
Other loans and loan services (partial).....	39	130101	-1.0	-0.5	1.9	-2.5	1.6	-4.6
Deposit services (partial).....	39	2	19.4	2.7	-0.2	0.4	4.7	0.4
Deposit services (partial).....	39	21	19.4	2.7	-0.2	0.4	4.7	0.4
Deposit services (partial).....	39	2101	19.4	2.7	-0.2	0.4	4.7	0.4
Deposit services (partial).....	39	210101	19.4	2.7	-0.2	0.4	4.7	0.4
Other credit intermediation services, including trust services (partial).....	39	3	-2.6	0.0	-3.4	0.8	0.0	0.1
Other credit intermediation services, including trust services (partial).....	39	31	-2.6	0.0	-3.4	0.8	0.0	0.1
Other credit intermediation services, including trust services (partial).....	39	3101	-2.6	0.0	-3.4	0.8	0.0	0.1
Other credit intermediation services, including trust services (partial).....	39	310101	-2.6	0.0	-3.4	0.8	0.0	0.1
Investment services.....	40	—	11.0	2.0	1.6	-0.2	1.1	1.9
Securities brokerage, dealing, investment advice, and related services.....	40	1	9.0	2.5	-0.1	-0.2	1.5	1.8
Securities brokerage, dealing, investment advice, and related services.....	40	11	9.0	2.5	-0.1	-0.2	1.5	1.8
Securities brokerage, dealing, and investment advice.....	40	1101	12.0	3.5	-0.1	-0.4	2.3	2.3
Securities brokerage, dealing, and investment advice.....	40	110101	12.0	3.5	-0.1	-0.4	2.3	2.3
Securities brokerage and dealing related services (partial).....	40	1102	3.5	0.8	0.0	0.2	0.2	0.8
Securities brokerage and dealing related services.....	40	110201	3.5	0.8	0.0	0.2	0.2	0.8
Portfolio management.....	40	2	12.5	0.7	4.2	-0.7	0.6	2.3
Portfolio management.....	40	21	12.5	0.7	4.2	-0.7	0.6	2.3
Portfolio management.....	40	2101	12.5	0.7	4.2	-0.7	0.6	2.3
Portfolio management.....	40	210101	12.5	0.7	4.2	-0.7	0.6	2.3
Investment banking.....	40	3	15.6	4.5	-0.4	1.5	1.3	0.9

See footnotes at end of table.

Table 7. Producer price index percentage changes for commodity and service groupings and individual items, not seasonally adjusted — Continued
 [July 2024]

Title	Commodity code		Unadjusted 12-month percent change ¹	Unadjusted 1-month percent change ¹				
	Group code	Item code		July 2023 to July 2024 ^P	Feb. to Mar.	Mar. to Apr. ^P	Apr. to May ^P	May to June ^P
Investment banking.....	40	31	15.6	4.5	-0.4	1.5	1.3	0.9
Investment banking.....	40	3101	15.6	4.5	-0.4	1.5	1.3	0.9
Investment banking.....	40	310101	15.6	4.5	-0.4	1.5	1.3	0.9
Insurance and annuities.....	41	—	3.6	0.1	0.2	0.4	0.1	0.1
Insurance.....	41	1	3.7	0.1	0.1	0.5	0.1	0.1
Insurance.....	41	11	3.7	0.1	0.1	0.5	0.1	0.1
Life insurance.....	41	1101	-1.5	-0.7	-0.1	0.3	0.0	0.0
Life insurance.....	41	110101	-1.5	-0.7	-0.1	0.3	0.0	0.0
Disability insurance, including accidental death.....	41	1102	-0.5	0.0	0.0	0.0	0.0	0.0
Disability insurance, including accidental death.....	41	110201	-0.5	0.0	0.0	0.0	0.0	0.0
Health and medical insurance.....	41	1103	4.6	0.2	0.0	0.0	-0.1	0.0
Health and medical insurance.....	41	110301	4.6	0.2	0.0	0.0	-0.1	0.0
Property and casualty insurance.....	41	1104	5.5	0.4	0.2	0.8	0.2	0.2
Property and casualty insurance.....	41	110401	5.5	0.4	0.2	0.8	0.2	0.2
Annuities.....	41	2	2.2	0.0	2.2	-0.2	0.0	0.0
Annuities.....	41	21	2.2	0.0	2.2	-0.2	0.0	0.0
Annuities.....	41	2101	2.2	0.0	2.2	-0.2	0.0	0.0
Annuities.....	41	210101	2.2	0.0	2.2	-0.2	0.0	0.0
Commissions and fees from sales and administration of insurance policies (partial).....	42	—	2.8	0.0	0.0	0.0	0.0	0.9
Commissions from sales of insurance.....	42	1	2.8	0.0	0.0	0.0	0.0	0.9
Commissions from sales of insurance.....	42	11	2.8	0.0	0.0	0.0	0.0	0.9
Commissions from sales of life insurance and annuities.....	42	1101	7.9	0.0	0.0	0.0	0.0	5.8
Commissions from sales of life insurance and annuities.....	42	110101	7.9	0.0	0.0	0.0	0.0	5.8
Commissions from sales of health and medical insurance.....	42	1102	1.2	0.0	0.0	0.0	0.0	1.1
Commissions from sales of health and medical insurance.....	42	110201	1.2	0.0	0.0	0.0	0.0	1.1
Commissions from sales of property and casualty insurance.....	42	1103	2.7	0.0	0.0	0.0	0.0	0.2
Commissions from sales of property and casualty insurance.....	42	110301	2.7	0.0	0.0	0.0	0.0	0.2
Commissions from sales of other insurance.....	42	1104	0.0	0.0	0.0	0.0	0.0	0.0
Commissions from sales of other insurance.....	42	110401	0.0	0.0	0.0	0.0	0.0	0.0
Real estate services (partial).....	43	—	4.3	-0.1	0.6	-0.1	1.3	1.1
Nonresidential real estate services.....	43	1	4.4	0.0	0.4	-0.7	1.6	1.5
Nonresidential real estate rents.....	43	11	5.1	0.0	0.3	-0.9	1.7	1.6
Office buildings, gross rents.....	43	1101	2.8	1.6	-0.3	-0.7	-0.4	1.2
Office buildings, gross rents.....	43	110101	2.8	1.6	-0.3	-0.7	-0.4	1.2
Retail properties, gross rents.....	43	1102	7.1	-2.0	1.7	-0.8	3.8	2.8
Retail properties, gross rents.....	43	110201	7.1	-2.0	1.7	-0.8	3.8	2.8
Industrial buildings, gross rents.....	43	1103	7.1	0.1	0.1	0.0	0.1	0.4
Industrial buildings, gross rents.....	43	110301	7.1	0.1	0.1	0.0	0.1	0.4
Self-service storage and miniwarehouses, gross rents.....	43	1104	-4.7	0.0	-0.7	-3.2	-0.3	-0.1
Self-service storage and miniwarehouses, gross rents.....	43	110401	-4.7	0.0	-0.7	-3.2	-0.3	-0.1
Other nonresidential buildings, gross rents.....	43	1105	12.3	0.6	-0.4	-0.3	4.6	1.5
Other nonresidential buildings, gross rents.....	43	110501	12.3	0.6	-0.4	-0.3	4.6	1.5
Nonresidential property sales and leases including land, brokerage fees and commissions.....	43	12	-2.0	0.0	0.3	-0.2	-0.4	1.7
Nonresidential property sales and leases including land, brokerage fees and commissions.....	43	1201	-2.0	0.0	0.3	-0.2	-0.4	1.7
Nonresidential property sales and leases including land, brokerage fees and commissions.....	43	120101	-2.0	0.0	0.3	-0.2	-0.4	1.7
Nonresidential property management fees.....	43	13	6.4	-0.1	0.9	-0.1	2.5	0.7
Nonresidential property management fees.....	43	1301	6.4	-0.1	0.9	-0.1	2.5	0.7
Nonresidential property management fees.....	43	130101	6.4	-0.1	0.9	-0.1	2.5	0.7
Residential real estate services (partial).....	43	2	4.3	-0.2	0.9	0.7	1.0	0.6
Residential property sales and rental, brokerage fees and commissions.....	43	21	4.4	-0.3	1.1	0.9	1.0	0.7
Residential property sales and rental, brokerage fees and commissions.....	43	2101	4.4	-0.3	1.1	0.9	1.0	0.7
Residential property sales and rental, brokerage fees and commissions.....	43	210101	4.4	-0.3	1.1	0.9	1.0	0.7
Residential property management fees.....	43	22	4.2	0.0	0.4	0.0	0.8	0.1
Residential property management fees.....	43	2201	4.2	0.0	0.4	0.0	0.8	0.1
Residential property management fees.....	43	220101	4.2	0.0	0.4	0.0	0.8	0.1
Real estate appraisal fees.....	43	3	0.8	0.3	0.0	0.2	0.2	0.1

See footnotes at end of table.

Table 7. Producer price index percentage changes for commodity and service groupings and individual items, not seasonally adjusted — Continued
 [July 2024]

Title	Commodity code		Unadjusted 12-month percent change ¹	Unadjusted 1-month percent change ¹				
	Group code	Item code		July 2023 to July 2024 ^P	Feb. to Mar.	Mar. to Apr. ^P	Apr. to May ^P	May to June ^P
Real estate appraisal fees.....	43	31	0.8	0.3	0.0	0.2	0.2	0.1
Real estate appraisal fees.....	43	3101	0.8	0.3	0.0	0.2	0.2	0.1
Real estate appraisal fees.....	43	310101	0.8	0.3	0.0	0.2	0.2	0.1
Rental and leasing of goods (partial).....	44	—	1.5	4.0	-1.0	-0.3	3.6	1.9
Passenger car rental.....	44	1	3.5	8.9	-3.4	0.0	8.8	5.1
Passenger car rental.....	44	11	3.5	8.9	-3.4	0.0	8.8	5.1
Passenger car rental.....	44	1101	3.5	8.9	-3.4	0.0	8.8	5.1
Passenger car rental.....	44	110101	3.5	8.9	-3.4	0.0	8.8	5.1
Truck, trailer, and RV rental and leasing.....	44	2	0.6	0.6	1.3	-0.1	0.1	-0.1
Truck, trailer, and RV rental and leasing.....	44	21	0.6	0.6	1.3	-0.1	0.1	-0.1
Truck, truck trailer and RV rental.....	44	2101	-1.9	0.5	1.8	-1.1	1.0	-0.3
Truck, truck trailer and RV rental.....	44	210101	-1.9	0.5	1.8	-1.1	1.0	-0.3
Truck, truck trailer and RV leasing.....	44	2102	2.4	0.6	1.0	0.5	-0.5	0.0
Truck, truck trailer and RV leasing.....	44	210201	2.4	0.6	1.0	0.5	-0.5	0.0
Construction, mining, and forestry machinery and equipment rental and leasing.....	44	3	-0.4	1.4	-0.2	-0.7	0.6	-0.3
Construction, mining, and forestry machinery and equipment rental and leasing.....	44	31	-0.4	1.4	-0.2	-0.7	0.6	-0.3
Construction, mining, and forestry machinery and equipment rental and leasing.....	44	3101	-0.4	1.4	-0.2	-0.7	0.6	-0.3
Construction, mining, and forestry machinery and equipment rental and leasing.....	44	310101	-0.4	1.4	-0.2	-0.7	0.6	-0.3
Professional services (partial).....	45	—	4.8	-0.1	0.8	0.3	-0.3	0.2
Legal services.....	45	1	7.8	-0.2	1.5	0.2	-0.3	0.4
Legal services.....	45	11	7.8	-0.2	1.5	0.2	-0.3	0.4
Legal services.....	45	1101	7.8	-0.2	1.5	0.2	-0.3	0.4
Legal services.....	45	110101	7.8	-0.2	1.5	0.2	-0.3	0.4
Accounting services (partial).....	45	2	2.6	-0.9	-1.0	0.7	-1.5	0.3
Accounting services, excluding payroll.....	45	21	2.6	-0.9	-1.0	0.7	-1.5	0.3
Financial auditing.....	45	2101	3.0	-0.9	-0.6	0.1	-0.8	0.3
Financial auditing.....	45	210101	3.0	-0.9	-0.6	0.1	-0.8	0.3
Tax preparation and planning.....	45	2102	3.7	0.3	0.2	2.5	-3.1	0.2
Tax preparation and planning.....	45	210201	3.7	0.3	0.2	2.5	-3.1	0.2
Bookkeeping and compilation.....	45	2103	-1.5	-3.3	-4.5	-0.3	0.0	0.3
Bookkeeping and compilation.....	45	210301	-1.5	-3.3	-4.5	-0.3	0.0	0.3
Other accounting services, including billing and review (partial).....	45	2104	4.7	-1.0	-0.5	-1.3	-0.7	0.6
Other accounting services, including billing and review (partial).....	45	210401	4.7	-1.0	-0.5	-1.3	-0.7	0.6
Architectural and engineering services.....	45	3	2.4	0.0	0.5	0.0	0.1	-0.2
Architectural services.....	45	31	2.1	0.0	0.2	0.2	0.0	0.4
Architectural services.....	45	3101	2.1	0.0	0.2	0.2	0.0	0.4
Architectural services.....	45	310101	2.1	0.0	0.2	0.2	0.0	0.4
Engineering services.....	45	32	2.5	0.0	0.5	0.0	0.1	-0.3
Engineering services.....	45	3201	2.5	0.0	0.5	0.0	0.1	-0.3
Engineering services.....	45	320101	2.5	0.0	0.5	0.0	0.1	-0.3
Management, scientific, and technical consulting services.....	45	4	3.3	0.3	0.9	0.6	-0.2	0.1
Management consulting services.....	45	41	3.3	0.3	0.9	0.6	-0.2	0.1
Administrative and general management consulting services.....	45	4101	3.8	0.1	0.6	1.5	-0.3	0.1
Administrative and general management consulting services.....	45	410101	3.8	0.1	0.6	1.5	-0.3	0.1
Human resources consulting services.....	45	4102	1.1	1.9	-0.1	-1.6	-1.2	0.3
Human resources consulting services.....	45	410201	1.1	1.9	-0.1	-1.6	-1.2	0.3
Marketing consulting services.....	45	4103	0.1	0.0	0.0	0.0	0.0	0.0
Marketing consulting services.....	45	410301	0.1	0.0	0.0	0.0	0.0	0.0
Process, physical distribution, and logistics consulting services.....	45	4104	10.0	1.4	6.5	-2.0	0.8	0.5
Process, physical distribution, and logistics consulting services.....	45	410401	10.0	1.4	6.5	-2.0	0.8	0.5
Advertising and related services (partial).....	45	5	0.1	0.1	0.0	0.3	-0.3	0.0
Advertising agency services.....	45	51	0.1	0.1	0.0	0.3	-0.3	0.0
Advertising agency services.....	45	5101	0.1	0.1	0.0	0.3	-0.3	0.0
Advertising agency services.....	45	510101	0.1	0.1	0.0	0.3	-0.3	0.0
Information technology (IT) technical support and consulting services (partial).....	45	6	19.7	3.8	5.6	-1.0	-1.1	3.9

See footnotes at end of table.

Table 7. Producer price index percentage changes for commodity and service groupings and individual items, not seasonally adjusted — Continued
 [July 2024]

Title	Commodity code		Unadjusted 12-month percent change ¹	Unadjusted 1-month percent change ¹				
	Group code	Item code		July 2023 to July 2024 ^P	Feb. to Mar.	Mar. to Apr. ^P	Apr. to May ^P	May to June ^P
Information technology (IT) technical support and consulting services (partial).....	45	61	19.7	3.8	5.6	-1.0	-1.1	3.9
Information technology (IT) technical support and consulting services (partial).....	45	6101	19.7	3.8	5.6	-1.0	-1.1	3.9
Information technology (IT) technical support and consulting services (partial).....	45	610101	19.7	3.8	5.6	-1.0	-1.1	3.9
Employment services.....	46	—	-0.1	-0.1	-0.4	0.0	-0.3	0.1
Permanent placement services.....	46	1	0.5	0.0	0.1	0.6	-0.1	-0.1
Permanent placement services.....	46	11	0.5	0.0	0.1	0.6	-0.1	-0.1
Employment placement services.....	46	1101	0.5	0.0	0.1	0.6	-0.1	-0.1
Employment placement services.....	46	110101	0.5	0.0	0.1	0.6	-0.1	-0.1
Executive search services.....	46	2	6.9	-1.4	1.4	-2.0	3.4	-0.2
Executive search services.....	46	21	6.9	-1.4	1.4	-2.0	3.4	-0.2
Executive search services.....	46	2101	6.9	-1.4	1.4	-2.0	3.4	-0.2
Executive search services.....	46	210101	6.9	-1.4	1.4	-2.0	3.4	-0.2
Staffing services.....	46	3	-0.2	-0.1	-0.5	0.0	-0.3	0.1
Temporary help services.....	46	31	-0.2	-0.2	-0.6	0.0	-0.6	0.2
Temporary help services.....	46	3101	-0.2	-0.2	-0.6	0.0	-0.6	0.2
Temporary help services.....	46	310101	-0.2	-0.2	-0.6	0.0	-0.6	0.2
Co-employment staffing services.....	46	32	-0.2	0.0	-0.4	0.0	0.0	0.0
Co-employment staffing services.....	46	3201	-0.2	0.0	-0.4	0.0	0.0	0.0
Co-employment staffing services.....	46	320101	-0.2	0.0	-0.4	0.0	0.0	0.0
Travel arrangement services (partial).....	47	—	0.2	-0.6	0.6	0.2	-0.6	2.1
Arrangement of flights (partial).....	47	1	-6.9	-0.8	1.0	0.0	-1.1	3.8
Arrangement of international flights.....	47	11	0.8	-1.1	1.8	-0.1	-2.0	4.5
Arrangement of international flights.....	47	1101	0.8	-1.1	1.8	-0.1	-2.0	4.5
Arrangement of international flights.....	47	110101	0.8	-1.1	1.8	-0.1	-2.0	4.5
Arrangement of domestic flights.....	47	12	-17.6	-0.2	-0.5	0.1	0.6	2.7
Arrangement of domestic flights (partial).....	47	1201	-17.6	-0.2	-0.5	0.1	0.6	2.7
Arrangement of domestic flights.....	47	120101	-17.6	-0.2	-0.5	0.1	0.6	2.7
Arrangement of vehicle rentals and lodging.....	47	2	12.2	-0.1	1.1	0.0	0.0	3.6
Arrangement of vehicle rentals and lodging.....	47	21	12.2	-0.1	1.1	0.0	0.0	3.6
Arrangement of vehicle rentals and lodging (partial).....	47	2101	12.2	-0.1	1.1	0.0	0.0	3.6
Arrangement of vehicle rentals and lodging.....	47	210101	12.2	-0.1	1.1	0.0	0.0	3.6
Arrangement of cruises and tours.....	47	3	-1.5	-1.3	0.3	0.9	-0.9	0.1
Arrangement of cruises and tours.....	47	31	-1.5	-1.3	0.3	0.9	-0.9	0.1
Arrangement of cruises and tours.....	47	3101	-1.5	-1.3	0.3	0.9	-0.9	0.1
Arrangement of cruises and tours.....	47	310101	-1.5	-1.3	0.3	0.9	-0.9	0.1
Other travel arrangements (partial).....	47	4	7.5	0.0	0.0	0.0	0.0	0.3
Other travel arrangements (partial).....	47	41	7.5	0.0	0.0	0.0	0.0	0.3
Other travel arrangements (partial).....	47	4101	7.5	0.0	0.0	0.0	0.0	0.3
Other travel arrangements (partial).....	47	410101	7.5	0.0	0.0	0.0	0.0	0.3
Selected security services (partial).....	48	—	9.7	-0.1	0.2	-0.1	0.5	0.1
Security guard services.....	48	1	9.7	-0.1	0.2	-0.1	0.5	0.1
Security guard services.....	48	11	9.7	-0.1	0.2	-0.1	0.5	0.1
Security guard services.....	48	1101	9.7	-0.1	0.2	-0.1	0.5	0.1
Security guard services.....	48	110101	9.7	-0.1	0.2	-0.1	0.5	0.1
Cleaning and building maintenance services (partial).....	49	—	2.0	0.1	1.1	0.6	0.1	0.2
Janitorial services.....	49	1	2.0	0.1	1.1	0.6	0.1	0.2
Janitorial services.....	49	11	2.0	0.1	1.1	0.6	0.1	0.2
Janitorial services.....	49	1101	2.0	0.1	1.1	0.6	0.1	0.2
Janitorial services.....	49	110101	2.0	0.1	1.1	0.6	0.1	0.2
Waste collection and remediation services (partial).....	50	—	5.9	2.4	1.2	1.5	-0.4	-0.4
Waste collection.....	50	1	5.9	2.4	1.2	1.5	-0.4	-0.4
Solid waste collection.....	50	11	5.9	2.4	1.2	1.5	-0.4	-0.4
Solid waste collection.....	50	1101	5.9	2.4	1.2	1.5	-0.4	-0.4
Solid waste collection.....	50	110101	5.9	2.4	1.2	1.5	-0.4	-0.4

See footnotes at end of table.

Table 7. Producer price index percentage changes for commodity and service groupings and individual items, not seasonally adjusted — Continued
 [July 2024]

Title	Commodity code		Unadjusted 12-month percent change ¹	Unadjusted 1-month percent change ¹				
	Group code	Item code		July 2023 to July 2024 ^P	Feb. to Mar.	Mar. to Apr. ^P	Apr. to May ^P	May to June ^P
Health care services.....	51	—	3.2	0.1	0.1	0.3	0.1	0.1
Outpatient care (partial).....	51	1	2.4	0.1	0.1	0.3	0.1	-0.1
Outpatient care (partial).....	51	11	2.4	0.1	0.1	0.3	0.1	-0.1
Physician care.....	51	1101	1.5	0.3	0.0	0.2	0.1	-0.1
Medicare patients: physician care.....	51	110102	-0.9	1.5	0.0	0.1	0.0	-0.1
Medicaid patients: physician care.....	51	110103	12.3	0.0	0.0	1.2	0.0	-0.1
Private insurance patients: physician care.....	51	110104	0.4	-0.2	-0.1	0.1	0.2	-0.2
All other patients: physician care.....	51	110105	-0.6	0.0	0.0	-0.3	0.0	0.0
Medical laboratory and diagnostic imaging center care.....	51	1102	0.4	0.3	0.1	0.0	0.0	0.0
Medical laboratory care.....	51	110201	0.2	0.0	0.1	0.0	0.0	0.0
Medicare patients: medical laboratory care.....	51	1102011	0.3	0.1	0.0	0.0	0.0	0.0
Medicaid patients: medical laboratory care.....	51	1102012	-0.3	0.0	0.0	0.0	0.0	0.0
Private insurance patients: medical laboratory care.....	51	1102013	0.2	0.0	0.2	0.0	0.0	0.0
All other patients: medical laboratory care.....	51	1102014	0.5	0.3	0.0	0.0	0.0	0.0
Diagnostic imaging center care.....	51	110202	0.8	0.7	0.0	0.0	0.0	0.0
Medicare and Medicaid patients: diagnostic imaging center care.....	51	1102021	-0.4	0.3	0.0	0.0	0.0	0.0
Private insurance and all other patients: diagnostic imaging center care.....	51	1102024	1.2	0.9	0.0	0.0	0.0	0.0
Home health and hospice care.....	51	1103	2.1	0.0	-0.1	0.0	0.0	0.0
Home health and hospice care.....	51	110301	2.1	0.0	-0.1	0.0	0.0	0.0
Medicare and Medicaid patients: home health and hospice care.....	51	11030101	2.1	0.0	0.0	0.0	0.0	0.0
Medicare patients: home health and hospice care.....	51	110301011	1.1	0.0	0.0	0.0	0.0	0.0
Medicaid patients: home health and hospice care.....	51	110301012	2.9	0.0	0.0	0.1	0.0	0.0
Private insurance and all other patients: home health and hospice care.....	51	11030102	1.6	0.0	-0.5	0.0	0.1	0.0
Private insurance patients: home health and hospice care.....	51	110301021	3.0	0.0	0.0	0.0	0.0	0.0
All other patients: home health and hospice care.....	51	110301022	1.4	0.0	-0.6	0.0	0.1	0.0
Hospital outpatient care.....	51	1104	2.8	0.0	-0.2	0.3	0.1	0.0
Hospital outpatient care.....	51	110401	2.8	0.0	-0.2	0.3	0.1	0.0
Hospital outpatient care, general medical & surgical hospitals.....	51	1104011	2.8	0.0	-0.2	0.3	0.0	0.0
Medicare patients: hospital outpatient care, general medical and surgical hospitals.....	51	11040111	1.8	0.0	0.1	0.0	-0.3	0.0
Medicaid patients: hospital outpatient care, general medical and surgical hospitals.....	51	11040112	0.0	0.0	0.0	0.0	-0.4	0.3
Private insurance and all other patients: outpatient care, gen. medical and surgical hospitals.....	51	11040113	3.6	0.0	-0.3	0.5	0.2	0.0
Dental care.....	51	1105	4.9	-0.2	1.9	0.6	0.1	0.0
Private insurance patients: dental care.....	51	110502	6.8	0.0	3.1	0.9	0.2	0.0
Private insurance patients: dental visits and consultations.....	51	1105021	5.7	0.0	0.0	2.4	0.6	0.0
Private insurance patients: dental surgical intervention services.....	51	1105022	1.5	0.0	0.0	0.0	0.0	0.0
Private insurance patients: dental non-surgical intervention services.....	51	1105023	9.2	0.0	6.4	0.1	-0.1	0.0
Medicare, Medicaid and all other patients: dental care.....	51	110503	2.5	-0.4	0.2	0.1	0.0	0.0
Medicare, Medicaid and all other patients: dental visits and consultations.....	51	1105031	1.8	-1.1	0.3	0.1	0.1	0.0
Medicare, Medicaid and all other patients: dental surgical intervention services.....	51	1105032	5.4	0.0	0.4	0.0	0.0	0.0
Medicare and Medicaid and all other patients: dental non-surgical intervention services.....	51	1105033	2.2	0.0	0.2	0.0	0.0	0.0
Inpatient care.....	51	2	4.7	0.1	0.0	0.3	0.2	0.4
Inpatient care.....	51	21	4.7	0.1	0.0	0.3	0.2	0.4
Hospital inpatient care.....	51	2101	4.9	-0.1	0.0	0.4	0.2	0.3
Hospital inpatient care.....	51	210101	4.9	-0.1	0.0	0.4	0.2	0.3
Hospital inpatient care, general medical and surgical hospitals.....	51	2101011	5.1	-0.1	0.0	0.5	0.3	0.3
Medicare patients: hospital inpatient care, general medical and surgical hospitals.....	51	21010111	3.3	0.1	0.0	0.0	0.0	0.0
Medicaid patients: hospital inpatient care, general medical and surgical hospitals.....	51	21010112	5.4	0.0	0.0	0.0	0.0	0.4
Private insur. & all other patients: hospital inpatient, general medical and surgical hospitals.....	51	21010113	6.3	-0.2	-0.1	1.0	0.5	0.5
Private insurance patients: hospital inpatient care, general medical and surgical hospitals.....	51	210101131	5.0	0.1	-0.1	1.1	0.6	0.5
All other patients: hospital inpatient care, general medical and surgical hospitals.....	51	210101132	18.8	-2.5	0.0	0.0	0.0	0.0
Hospital inpatient care, psychiatric & substance abuse hospitals.....	51	2101012	-0.6	0.0	-0.1	0.0	0.0	-0.2
Hospital inpatient care, specialty hospitals.....	51	2101013	6.4	0.5	0.2	-0.4	0.1	0.1
Medicare patients: hospital inpatient care, specialty hospitals.....	51	21010131	2.4	0.1	0.2	0.0	0.4	0.0
Medicaid patients: hospital inpatient care, specialty hospitals.....	51	21010132	33.1	3.3	0.7	-0.7	-2.7	0.7

See footnotes at end of table.

Table 7. Producer price index percentage changes for commodity and service groupings and individual items, not seasonally adjusted — Continued
 [July 2024]

Title	Commodity code		Unadjusted 12-month percent change ¹	Unadjusted 1-month percent change ¹				
	Group code	Item code		July 2023 to July 2024 ^P	Feb. to Mar.	Mar. to Apr. ^P	Apr. to May ^P	May to June ^P
Private insurance and all other patients: hospital inpatient care, specialty hospitals.....	51	21010133	1.6	-0.3	0.0	-0.7	1.0	0.0
Nursing home care.....	51	2102	3.5	0.0	0.2	0.0	-0.1	1.1
Nursing home care.....	51	210201	3.5	0.0	0.2	0.0	-0.1	1.1
Medicare and Medicaid patients: Nursing home care.....	51	21020101	4.5	0.0	0.3	0.0	0.0	1.3
Medicaid patients: Nursing home care.....	51	210201011	5.4	0.1	0.4	0.0	0.1	2.1
Medicare patients: Nursing home care.....	51	210201012	2.9	0.0	0.0	0.0	0.0	0.0
Private insurance and all other patients: Nursing home care.....	51	21020102	2.4	-0.1	0.0	0.1	-0.3	0.8
Private insurance patients: Nursing home care.....	51	210201021	0.0	0.0	0.0	0.0	0.0	0.0
All other patients: Nursing home care.....	51	210201022	2.9	-0.1	0.1	0.1	-0.4	0.9
Intellectual and developmental disability center care.....	51	2103	6.9	4.1	0.0	-0.3	0.0	0.4
Intellectual and developmental disability center care.....	51	210301	6.9	4.1	0.0	-0.3	0.0	0.4
Medicaid patients: Intellectual and developmental disability center care.....	51	21030101	6.0	5.3	0.0	-0.4	0.0	0.3
Medicare, private ins. & all other patients: Intellectual & develop. disability center care.....	51	21030102	10.7	0.0	0.0	0.0	0.0	1.0
Sales of blood and blood products, organs, and tissues.....	51	3	2.9	0.1	-0.5	-0.2	0.3	0.3
Sales of blood and blood products, organs, and tissues.....	51	31	2.9	0.1	-0.5	-0.2	0.3	0.3
Sales of blood and blood products, organs, and tissues.....	51	3101	2.9	0.1	-0.5	-0.2	0.3	0.3
Sales of blood and blood products, organs, and tissues.....	51	310101	2.9	0.1	-0.5	-0.2	0.3	0.3
Accommodation services.....	53	—	0.7	2.1	1.0	1.3	5.9	0.0
Traveler accommodation services.....	53	1	0.7	2.1	1.0	1.3	5.9	0.0
Traveler accommodation services.....	53	11	0.7	2.1	1.0	1.3	5.9	0.0
Guestroom or unit rental.....	53	1101	0.2	2.3	1.3	1.4	6.2	-0.1
Guestroom or unit rental.....	53	110101	0.2	2.3	1.3	1.4	6.2	-0.1
Other traveler accommodation services.....	53	1102	7.8	0.1	-1.7	0.3	1.7	1.2
Other traveler accommodation services.....	53	110201	7.8	0.1	-1.7	0.3	1.7	1.2
Food and beverage for immediate consumption services (partial).....	54	—	4.4	1.2	0.3	-0.6	0.5	0.3
Food and beverage for immediate consumption services (partial).....	54	1	4.4	1.2	0.3	-0.6	0.5	0.3
Food and nonalcoholic beverages for immediate consumption (partial).....	54	11	4.3	1.2	0.3	-0.8	0.6	0.3
Food and nonalcoholic beverages for immediate consumption (partial).....	54	1101	4.3	1.2	0.3	-0.8	0.6	0.3
Food and nonalcoholic beverages for immediate consumption (partial).....	54	110101	4.3	1.2	0.3	-0.8	0.6	0.3
Alcoholic beverages for immediate consumption (partial).....	54	12	4.9	1.2	0.0	0.0	0.0	0.0
Alcoholic beverages for immediate consumption (partial).....	54	1201	4.9	1.2	0.0	0.0	0.0	0.0
Alcoholic beverages for immediate consumption (partial).....	54	120101	4.9	1.2	0.0	0.0	0.0	0.0
Repair and maintenance services (partial).....	55	—	6.5	0.3	1.0	0.7	0.0	0.0
Commercial and industrial machinery and equipment repair and maintenance.....	55	1	6.3	0.0	1.2	0.9	0.0	0.1
Commercial and industrial machinery and equipment repair and maintenance.....	55	11	6.3	0.0	1.2	0.9	0.0	0.1
Commercial machinery repair and maintenance.....	55	1101	6.3	0.0	1.2	0.9	0.0	0.1
Commercial machinery repair and maintenance.....	55	110101	6.3	0.0	1.2	0.9	0.0	0.1
Motor vehicle repair and maintenance (partial).....	55	2	5.4	0.4	1.1	0.4	0.1	0.0
Motor vehicle repair and maintenance (partial).....	55	21	5.4	0.4	1.1	0.4	0.1	0.0
Motor vehicle repair and maintenance (partial).....	55	2101	5.4	0.4	1.1	0.4	0.1	0.0
Motor vehicle repair and maintenance (partial).....	55	210101	5.4	0.4	1.1	0.4	0.1	0.0
Ship repair and maintenance.....	55	3	7.2	0.9	0.3	1.6	0.1	0.0
Ship repair and maintenance.....	55	31	7.2	0.9	0.3	1.6	0.1	0.0
Ship repair, military.....	55	3101	2.2	0.3	0.5	0.6	0.0	0.0
Ship repair, military.....	55	310101	2.2	0.3	0.5	0.6	0.0	0.0
Ship repair, nonmilitary.....	55	3102	14.4	1.8	0.0	2.8	0.1	0.0
Ship repair, nonmilitary.....	55	310201	14.4	1.8	0.0	2.8	0.1	0.0
Aircraft repair and maintenance.....	55	4	9.6	0.6	0.5	0.4	0.0	0.0
Aircraft repair and maintenance.....	55	41	9.6	0.6	0.5	0.4	0.0	0.0
Aircraft repair and maintenance.....	55	4101	9.6	0.6	0.5	0.4	0.0	0.0
Aircraft repair and maintenance.....	55	410101	9.6	0.6	0.5	0.4	0.0	0.0
Entertainment services (partial).....	56	—	1.8	1.8	-1.3	-0.8	-2.1	0.9
Membership dues and admissions and recreation facility use fees (partial).....	56	1	2.9	1.7	-0.4	-2.3	-3.1	2.4
Membership dues and admissions and recreation facility use fees (partial).....	56	11	2.9	1.7	-0.4	-2.3	-3.1	2.4

See footnotes at end of table.

Table 7. Producer price index percentage changes for commodity and service groupings and individual items, not seasonally adjusted — Continued
 [July 2024]

Title	Commodity code		Unadjusted 12-month percent change ¹	Unadjusted 1-month percent change ¹				
	Group code	Item code		July 2023 to July 2024 ^P	Feb. to Mar.	Mar. to Apr. ^P	Apr. to May ^P	May to June ^P
Membership dues.....	56	1101	3.7	1.8	0.0	0.0	-5.0	3.6
Membership dues, golf courses and country clubs.....	56	110101	6.1	0.5	-0.2	0.0	0.5	1.0
Membership dues, fitness and recreational sports centers.....	56	110102	2.0	2.6	0.1	0.0	-8.8	5.6
Admissions and recreational facilities use fees (partial).....	56	1102	1.5	1.5	-1.0	-6.1	0.2	0.4
Admissions and recreational facilities use fees, golf courses and country clubs.....	56	110201	4.7	1.4	-0.6	-17.4	6.8	0.5
Admissions and recreational facilities use fees, fitness and recreational sports centers.....	56	110202	0.9	0.0	0.4	0.0	0.0	0.0
Admissions and recreational facilities use fees, amusement and theme parks.....	56	110203	0.2	2.2	-1.7	-2.3	-2.7	0.6
Recreational activity instruction fees (partial).....	56	2	7.2	0.0	0.0	0.0	6.6	0.0
Recreational activity instruction fees (partial).....	56	21	7.2	0.0	0.0	0.0	6.6	0.0
Recreational activity instruction fees (partial).....	56	2101	7.2	0.0	0.0	0.0	6.6	0.0
Recreational activity instruction fees (partial).....	56	210101	7.2	0.0	0.0	0.0	6.6	0.0
Gaming receipts (partial).....	56	3	-0.4	2.1	-3.0	1.7	-1.5	-1.2
Gaming receipts (partial).....	56	31	-0.4	2.1	-3.0	1.7	-1.5	-1.2
Gaming receipts (partial).....	56	3101	-0.4	2.1	-3.0	1.7	-1.5	-1.2
Gaming receipts (partial).....	56	310101	-0.4	2.1	-3.0	1.7	-1.5	-1.2
Wholesale trade services.....	57	—	1.0	0.3	1.0	-0.2	1.4	-0.7
Machinery and equipment and parts and supplies wholesaling.....	57	1	1.8	-0.7	3.6	-2.3	1.8	-1.4
Machinery and equipment and parts and supplies wholesaling.....	57	11	1.8	-0.7	3.6	-2.3	1.8	-1.4
Parts and supplies for machinery and equipment wholesaling.....	57	1102	4.8	-1.0	1.1	0.3	-2.9	1.5
Parts and supplies for machinery and equipment wholesaling.....	57	110201	4.8	-1.0	1.1	0.3	-2.9	1.5
Machinery and vehicle wholesaling.....	57	1103	0.0	0.1	6.0	-3.6	5.4	-4.1
Machinery and vehicle wholesaling.....	57	110301	0.0	0.1	6.0	-3.6	5.4	-4.1
Professional and commercial equipment wholesaling.....	57	1104	1.2	-2.7	1.0	-4.1	1.2	1.6
Professional and commercial equipment wholesaling.....	57	110401	1.2	-2.7	1.0	-4.1	1.2	1.6
Furnishings wholesaling.....	57	2	1.3	2.5	0.1	-0.7	0.9	0.0
Furnishings wholesaling.....	57	21	1.3	2.5	0.1	-0.7	0.9	0.0
Furnishings wholesaling.....	57	2101	1.3	2.5	0.1	-0.7	0.9	0.0
Furnishings wholesaling.....	57	210101	1.3	2.5	0.1	-0.7	0.9	0.0
Building materials, paint, and hardware wholesaling.....	57	3	-2.8	-1.2	1.7	-0.5	1.9	-0.6
Building materials, paint, and hardware wholesaling.....	57	31	-2.8	-1.2	1.7	-0.5	1.9	-0.6
Building materials, paint, and hardware wholesaling.....	57	3101	-2.8	-1.2	1.7	-0.5	1.9	-0.6
Building materials, paint, and hardware wholesaling.....	57	310101	-2.8	-1.2	1.7	-0.5	1.9	-0.6
Metals, minerals, and ores wholesaling.....	57	4	-6.6	2.7	-6.2	-2.0	-2.8	0.6
Metals, minerals, and ores wholesaling.....	57	41	-6.6	2.7	-6.2	-2.0	-2.8	0.6
Metals, minerals, and ores wholesaling.....	57	4101	-6.6	2.7	-6.2	-2.0	-2.8	0.6
Metals, minerals, and ores wholesaling.....	57	410101	-6.6	2.7	-6.2	-2.0	-2.8	0.6
Chemicals and allied products wholesaling.....	57	5	2.0	-1.5	-0.2	2.0	-0.4	2.1
Chemicals and allied products wholesaling.....	57	51	2.0	-1.5	-0.2	2.0	-0.4	2.1
Chemicals and allied products wholesaling.....	57	5101	2.0	-1.5	-0.2	2.0	-0.4	2.1
Chemicals and allied products wholesaling.....	57	510101	2.0	-1.5	-0.2	2.0	-0.4	2.1
Paper and plastics products wholesaling.....	57	6	-2.0	-0.5	-0.8	-0.8	-0.5	0.3
Paper and plastics products wholesaling.....	57	61	-2.0	-0.5	-0.8	-0.8	-0.5	0.3
Paper and plastics products wholesaling.....	57	6101	-2.0	-0.5	-0.8	-0.8	-0.5	0.3
Paper and plastics products wholesaling.....	57	610101	-2.0	-0.5	-0.8	-0.8	-0.5	0.3
Apparel wholesaling.....	57	7	-0.6	7.2	-5.6	0.6	0.8	-1.9
Apparel wholesaling.....	57	71	-0.6	7.2	-5.6	0.6	0.8	-1.9
Apparel wholesaling.....	57	7101	-0.6	7.2	-5.6	0.6	0.8	-1.9
Apparel wholesaling.....	57	710101	-0.6	7.2	-5.6	0.6	0.8	-1.9
Food and alcohol wholesaling.....	57	8	5.8	3.0	1.6	-0.2	1.6	0.2
Food and alcohol wholesaling.....	57	81	5.8	3.0	1.6	-0.2	1.6	0.2
Food wholesaling.....	57	8101	5.9	2.8	1.8	-0.1	1.8	0.3
Food wholesaling.....	57	810101	5.9	2.8	1.8	-0.1	1.8	0.3
Alcohol wholesaling.....	57	8102	5.5	4.3	-0.1	-0.7	-0.3	0.1
Alcohol wholesaling.....	57	810201	5.5	4.3	-0.1	-0.7	-0.3	0.1
Other commodities wholesaling.....	57	9	-1.2	0.1	-0.8	2.4	2.3	-2.0

See footnotes at end of table.

Table 7. Producer price index percentage changes for commodity and service groupings and individual items, not seasonally adjusted — Continued
 [July 2024]

Title	Commodity code		Unadjusted 12-month percent change ¹	Unadjusted 1-month percent change ¹				
	Group code	Item code		July 2023 to July 2024 ^P	Feb. to Mar.	Mar. to Apr. ^P	Apr. to May ^P	May to June ^P
Other commodities wholesaling.....	57	91	-1.2	0.1	-0.8	2.4	2.3	-2.0
Other commodities wholesaling.....	57	9101	-1.2	0.1	-0.8	2.4	2.3	-2.0
Other commodities wholesaling.....	57	910101	-1.2	0.1	-0.8	2.4	2.3	-2.0
Retail trade services.....	58	—	-2.1	-0.3	-0.5	1.5	0.0	-1.7
Food and alcohol retailing.....	58	1	0.2	0.2	1.0	1.4	-0.4	-3.4
Food and alcohol retailing.....	58	11	0.2	0.2	1.0	1.4	-0.4	-3.4
Food retailing.....	58	1102	0.4	-0.1	1.2	1.3	-0.3	-3.4
Food retailing.....	58	110201	0.4	-0.1	1.2	1.3	-0.3	-3.4
Alcohol retailing.....	58	1103	-0.7	1.9	-0.4	2.1	-1.1	-3.1
Alcohol retailing.....	58	110301	-0.7	1.9	-0.4	2.1	-1.1	-3.1
Health and beauty care retailing, including optical goods.....	58	2	4.9	-3.6	0.2	1.5	0.5	0.1
Health and beauty care retailing, including optical goods.....	58	21	4.9	-3.6	0.2	1.5	0.5	0.1
Health and beauty care retailing, including optical goods.....	58	2101	4.9	-3.6	0.2	1.5	0.5	0.1
Health and beauty care retailing, including optical goods.....	58	210101	4.9	-3.6	0.2	1.5	0.5	0.1
Apparel, jewelry, footwear, and accessories retailing.....	58	3	3.4	1.8	-1.6	-1.7	-1.3	-2.9
Apparel, jewelry, footwear, and accessories retailing.....	58	31	3.4	1.8	-1.6	-1.7	-1.3	-2.9
Apparel, footwear, and accessories retailing.....	58	3101	2.3	2.4	-2.6	-2.0	-2.1	-3.5
Apparel, footwear, and accessories retailing.....	58	310101	2.3	2.4	-2.6	-2.0	-2.1	-3.5
Jewelry retailing.....	58	3102	9.7	-1.7	4.3	0.3	3.0	0.8
Jewelry retailing.....	58	310201	9.7	-1.7	4.3	0.3	3.0	0.8
Computer hardware, software, and supplies retailing.....	58	4	9.1	11.2	15.7	3.0	16.5	4.4
Computer hardware, software, and supplies retailing.....	58	41	9.1	11.2	15.7	3.0	16.5	4.4
Computer hardware, software, and supplies retailing.....	58	4101	9.1	11.2	15.7	3.0	16.5	4.4
Computer hardware, software, and supplies retailing.....	58	410101	9.1	11.2	15.7	3.0	16.5	4.4
TV, video, and photographic equipment and supplies retailing.....	58	5	-4.2	-2.2	-0.7	-0.3	2.0	-0.2
TV, video, and photographic equipment and supplies retailing.....	58	51	-4.2	-2.2	-0.7	-0.3	2.0	-0.2
TV, video, and photographic equipment and supplies retailing.....	58	5101	-4.2	-2.2	-0.7	-0.3	2.0	-0.2
TV, video, and photographic equipment and supplies retailing.....	58	510101	-4.2	-2.2	-0.7	-0.3	2.0	-0.2
Automobiles and automobile parts retailing.....	58	6	-26.1	-1.5	-1.4	2.4	-2.5	-2.4
Automobiles and automobile parts retailing.....	58	61	-26.1	-1.5	-1.4	2.4	-2.5	-2.4
Automobile retailing (Partial).....	58	6101	-34.8	-0.6	-0.9	3.3	-4.1	-4.0
Automobile retailing (Partial).....	58	610101	-34.8	-0.6	-0.9	3.3	-4.1	-4.0
Automotive parts, including tires, retailing.....	58	6102	-2.0	-3.1	-2.4	0.6	0.7	0.7
Automotive parts, including tires, retailing.....	58	610201	-2.0	-3.1	-2.4	0.6	0.7	0.7
RVs, trailers, and campers retailing.....	58	8	-1.4	3.8	-8.7	26.2	-16.5	9.7
RVs, trailers, and campers retailing.....	58	81	-1.4	3.8	-8.7	26.2	-16.5	9.7
RVs, trailers, and campers retailing.....	58	8101	-1.4	3.8	-8.7	26.2	-16.5	9.7
RVs, trailers, and campers retailing.....	58	810101	-1.4	3.8	-8.7	26.2	-16.5	9.7
Sporting goods, including boats, retailing.....	58	9	6.8	0.8	4.3	-2.6	1.7	-0.1
Sporting goods, including boats, retailing.....	58	91	6.8	0.8	4.3	-2.6	1.7	-0.1
Sporting goods, including boats, retailing.....	58	9101	6.8	0.8	4.3	-2.6	1.7	-0.1
Sporting goods, including boats, retailing.....	58	910101	6.8	0.8	4.3	-2.6	1.7	-0.1
Lawn, garden, and farm equipment and supplies retailing.....	58	A	0.8	1.0	0.2	0.8	0.4	-0.3
Lawn, garden, and farm equipment and supplies retailing.....	58	A1	0.8	1.0	0.2	0.8	0.4	-0.3
Lawn, garden, and farm equipment and supplies retailing.....	58	A101	0.8	1.0	0.2	0.8	0.4	-0.3
Lawn, garden, and farm equipment and supplies retailing.....	58	A10101	0.8	1.0	0.2	0.8	0.4	-0.3
Furniture retailing.....	58	B	-10.9	-1.9	-2.9	-1.6	0.9	0.0
Furniture retailing.....	58	B1	-10.9	-1.9	-2.9	-1.6	0.9	0.0
Furniture retailing.....	58	B101	-10.9	-1.9	-2.9	-1.6	0.9	0.0
Furniture retailing.....	58	B10101	-10.9	-1.9	-2.9	-1.6	0.9	0.0
Flooring and floor coverings retailing.....	58	C	3.0	-1.0	-0.1	2.0	0.1	0.3
Flooring and floor coverings retailing.....	58	C1	3.0	-1.0	-0.1	2.0	0.1	0.3
Flooring and floor coverings retailing.....	58	C101	3.0	-1.0	-0.1	2.0	0.1	0.3
Flooring and floor coverings retailing.....	58	C10101	3.0	-1.0	-0.1	2.0	0.1	0.3
Hardware and building materials and supplies retailing.....	58	D	4.4	-0.3	3.3	-2.6	0.5	-0.6
Hardware and building materials and supplies retailing.....	58	D1	4.4	-0.3	3.3	-2.6	0.5	-0.6
Hardware and building materials and supplies retailing.....	58	D101	4.4	-0.3	3.3	-2.6	0.5	-0.6

See footnotes at end of table.

Table 7. Producer price index percentage changes for commodity and service groupings and individual items, not seasonally adjusted — Continued
 [July 2024]

Title	Commodity code		Unadjusted 12-month percent change ¹	Unadjusted 1-month percent change ¹				
	Group code	Item code		July 2023 to July 2024 ^P	Feb. to Mar.	Mar. to Apr. ^P	Apr. to May ^P	May to June ^P
Hardware and building materials and supplies retailing.....	58	D10101	4.4	-0.3	3.3	-2.6	0.5	-0.6
Major household appliance retailing.....	58	E	1.5	-8.0	1.6	1.7	1.1	-1.9
Major household appliance retailing.....	58	E1	1.5	-8.0	1.6	1.7	1.1	-1.9
Major household appliance retailing.....	58	E101	1.5	-8.0	1.6	1.7	1.1	-1.9
Major household appliance retailing.....	58	E10101	1.5	-8.0	1.6	1.7	1.1	-1.9
Fuels and lubricants retailing.....	58	F	10.8	2.8	-9.8	13.0	4.0	-5.7
Fuels and lubricants retailing.....	58	F1	10.8	2.8	-9.8	13.0	4.0	-5.7
Automotive fuels and lubricants retailing.....	58	F101	11.9	2.2	-11.8	15.7	6.2	-6.3
Automotive fuels and lubricants retailing.....	58	F10101	11.9	2.2	-11.8	15.7	6.2	-6.3
Household fuels retailing.....	58	F102	5.3	6.0	-0.2	1.7	-6.6	-2.7
Household fuels retailing.....	58	F10201	5.3	6.0	-0.2	1.7	-6.6	-2.7
Cleaning supplies and paper products retailing.....	58	G	6.1	-0.5	-0.5	1.1	0.1	1.2
Cleaning supplies and paper products retailing.....	58	G1	6.1	-0.5	-0.5	1.1	0.1	1.2
Cleaning supplies and paper products retailing.....	58	G101	6.1	-0.5	-0.5	1.1	0.1	1.2
Cleaning supplies and paper products retailing.....	58	G10101	6.1	-0.5	-0.5	1.1	0.1	1.2
Book retailing.....	58	H	4.5	2.8	-1.4	-0.3	3.2	2.5
Book retailing.....	58	H1	4.5	2.8	-1.4	-0.3	3.2	2.5
Book retailing.....	58	H101	4.5	2.8	-1.4	-0.3	3.2	2.5
Book retailing.....	58	H10101	4.5	2.8	-1.4	-0.3	3.2	2.5
Other merchandise retailing (partial).....	58	I	4.9	0.6	-0.5	1.8	-0.4	-1.0
Other merchandise retailing (partial).....	58	I1	4.9	0.6	-0.5	1.8	-0.4	-1.0
Other merchandise retailing (partial).....	58	I101	4.9	0.6	-0.5	1.8	-0.4	-1.0
Other merchandise retailing (partial).....	58	I10101	4.9	0.6	-0.5	1.8	-0.4	-1.0
Metal treatment services.....	59	—	2.6	0.0	0.3	-0.2	0.1	-0.2
Metal treatment services.....	59	1	2.6	0.0	0.3	-0.2	0.1	-0.2
Metal treatment services.....	59	11	2.6	0.0	0.3	-0.2	0.1	-0.2
Metal plating and polishing.....	59	1101	0.8	-1.0	0.4	1.2	0.0	0.0
Metal plating and polishing.....	59	110111	0.8	-1.0	0.4	1.2	0.0	0.0
Metal coating and allied services.....	59	1102	0.3	0.2	-0.7	-0.3	0.2	-0.3
Metal coating and allied services.....	59	110222	0.3	0.2	-0.7	-0.3	0.2	-0.3
Metal heat treating.....	59	1103	11.1	0.9	2.4	-1.8	0.0	0.0
Metal heat treating.....	59	110349	11.1	0.9	2.4	-1.8	0.0	0.0
Mining services.....	60	—	2.6	-0.9	1.3	0.0	0.1	-0.2
Mining services.....	60	1	2.6	-0.9	1.3	0.0	0.1	-0.2
Mining services.....	60	11	2.6	-0.9	1.3	0.0	0.1	-0.2
Support activities for coal mining.....	60	1102	5.5	0.1	1.1	-0.1	0.3	1.1
Support activities for coal mining.....	60	110201	5.5	0.1	1.1	-0.1	0.3	1.1
Drilling oil and gas wells services.....	60	1103	3.0	-1.3	1.3	0.0	0.0	-0.3
Drilling oil and gas wells services.....	60	110301	3.0	-1.3	1.3	0.0	0.0	-0.3
Support activities for oil and gas operations.....	60	1104	2.4	-0.9	1.4	0.0	0.1	-0.1
Support activities for oil and gas operations.....	60	110401	2.4	-0.9	1.4	0.0	0.1	-0.1
Metal and nonmetallic minerals mining services.....	60	1106	2.3	0.0	0.0	0.0	0.0	-1.7
Metal and nonmetallic minerals mining services.....	60	110601	2.3	0.0	0.0	0.0	0.0	-1.7
Contract work on textile products, apparel, and leather.....	61	—	0.9	0.5	-0.1	-0.1	0.7	0.0
Contract work on textile products and apparel.....	61	1	0.9	0.5	-0.1	-0.1	0.7	0.0
Contract work on textile products and apparel.....	61	11	0.9	0.5	-0.1	-0.1	0.7	0.0
Contract work on textile products.....	61	1102	-1.7	-0.3	-0.1	-0.1	-0.1	-0.1
Commission finishing of broadwoven fabrics.....	61	110201	-1.7	-0.3	-0.2	-0.1	-0.1	-0.1
Commission finishing of cotton broadwoven fabrics.....	61	1102011	-0.8	-0.1	-0.1	0.0	0.0	0.0
Other commission finishing of broadwoven fabrics (excl. cotton & wool).....	61	1102012	-1.9	-0.4	-0.2	-0.1	-0.1	-0.1
Commission knit or knit & finishing of weft & warp knit fabric.....	61	110204	1.8	0.0	2.2	-1.0	0.0	0.0
Contract work on apparel.....	61	1103	4.2	1.5	0.0	0.0	1.5	0.0
Contract work on women's, girls' and infants' apparel.....	61	11031	—	1.6	0.0	0.0	1.6	—
Contract work on men's and boys' (including unisex) apparel.....	61	11032	5.6	1.4	0.0	0.0	1.4	0.0
Contract work on men's and boys' pants, work apparel, and other outerwear.....	61	110321	8.9	0.0	0.0	0.0	0.0	0.0
Contract work on men's and boys' shirts, tailored suits/coats/jackets, & underwear/nightwear.....	61	110323	—	0.0	0.0	0.0	0.0	—

See footnotes at end of table.

Table 7. Producer price index percentage changes for commodity and service groupings and individual items, not seasonally adjusted — Continued
 [July 2024]

Title	Commodity code		Unadjusted 12-month percent change ¹	Unadjusted 1-month percent change ¹				
	Group code	Item code		July 2023 to July 2024 ^p	Feb. to Mar.	Mar. to Apr. ^p	Apr. to May ^p	May to June ^p
Contract & commission receipts for tanning or finishing leather owned by others.....	61	2	-0.4	0.0	-0.2	-0.4	0.0	0.0
Contract & commission receipts for tanning or finishing leather owned by others.....	61	21	-0.4	0.0	-0.2	-0.4	0.0	0.0
Contract and commission receipts for tanning or finishing leather owned by others.....	61	2101	-0.4	0.0	-0.2	-0.4	0.0	0.0
Contract and commission receipts for tanning or finishing leather owned by others.....	61	210101	-0.4	0.0	-0.2	-0.4	0.0	0.0
Construction (partial).....	80	—	1.6	0.1	0.4	0.0	0.3	0.7
New nonresidential building construction.....	80	1	1.3	0.1	0.1	0.0	0.4	0.8
New nonresidential building construction.....	80	11	1.3	0.1	0.1	0.0	0.4	0.8
New warehouse building construction.....	80	1101	0.6	0.0	0.4	0.0	0.0	0.3
New warehouse building construction.....	80	110101	0.6	0.0	0.4	0.0	0.0	0.3
New school building construction.....	80	1102	1.8	-0.1	0.3	-0.2	0.2	1.4
New school building construction.....	80	110201	1.8	-0.1	0.3	-0.2	0.2	1.4
New office building construction.....	80	1103	2.5	0.3	-0.4	0.0	1.1	1.3
New office building construction.....	80	110301	2.5	0.3	-0.4	0.0	1.1	1.3
New industrial building construction.....	80	1104	0.3	0.1	-0.1	0.0	0.1	-0.1
New industrial building construction.....	80	110401	0.3	0.1	-0.1	0.0	0.1	-0.1
New health care building construction.....	80	1105	0.1	-0.1	0.1	0.0	0.0	0.3
New health care building construction.....	80	110501	0.1	-0.1	0.1	0.0	0.0	0.3
Maintenance and repair of nonresidential buildings (partial).....	80	2	4.3	0.6	2.9	0.0	0.1	0.1
Maintenance and repair of nonresidential buildings (partial).....	80	21	4.3	0.6	2.9	0.0	0.1	0.1
Maintenance and repair of nonresidential buildings (partial).....	80	2101	4.3	0.6	2.9	0.0	0.1	0.1
Maintenance and repair of nonresidential buildings (partial).....	80	210101	4.3	0.6	2.9	0.0	0.1	0.1

¹ All indexes are subject to revision for 4 months after their originally scheduled publication to incorporate late reports and corrections by survey respondents.

² Due to incomplete coverage of the services sector, some services indexes in this table reflect only a portion of their wherever-provided output. These indexes are flagged using the term "partial" at the end of their titles. For more information regarding wherever-provided services indexes, go to <https://www.bls.gov/ppi/wepnotice.htm>. This webpage includes methodology documentation, a table identifying missing coverage areas for those indexes with incomplete coverage, and a concordance table between wherever-provided services indexes and Census product codes.

p Preliminary

"—" Data not available.

Table 8. Producer price indexes and percentage changes for selected commodity and service groupings and individual items, seasonally adjusted
 [July 2024, Index base 1982=100, unless otherwise indicated]

Title	Commodity code		Other index base	Seasonally adjusted index ¹					Seasonally adjusted 1-month percent change ¹		
	Group code	Item code		Mar. 2024	Apr. 2024 ^P	May 2024 ^P	June 2024 ^P	July 2024 ^P	Apr. to May ^P	May to June ^P	June to July ^P
Goods											
Fruits & melons, fresh/dry vegs. & nuts.....	01	1		-	-	-	-	-	-	-	-
Fresh fruits and melons.....	01	11		-	-	-	-	-	-	-	-
Citrus fruits.....	01	1101		351.221	345.060	341.333	342.086	330.437	-1.1	0.2	-3.4
Other fruits and berries.....	01	1102		-	-	-	-	-	-	-	-
Melons.....			12/91	-	-	-	-	-	-	-	-
Fresh and dry vegetables.....	01	13		-	-	-	-	-	-	-	-
Dry vegetables.....	01	1301		-	-	-	-	-	-	-	-
Fresh vegetables, except potatoes.....	01	1302		-	-	-	-	-	-	-	-
Sweet potatoes.....	01	1303		171.831	174.284	175.395	173.109	172.527	0.6	-1.3	-0.3
Potatoes.....	01	1306	12/11	109.547	109.816	106.030	97.711	103.079	-3.4	-7.8	5.5
Tree nuts.....				-	-	-	-	-	-	-	-
Tree nuts.....				-	-	-	-	-	-	-	-
Grains.....	01	2		172.461	165.506	178.706	175.366	164.496	8.0	-1.9	-6.2
Wheat.....	01	21		-	-	-	-	-	-	-	-
Wheat.....	01	2101		-	-	-	-	-	-	-	-
Other grains.....	01	22		174.139	166.038	177.043	176.845	166.850	6.6	-0.1	-5.7
Barley.....	01	2201		-	-	-	-	-	-	-	-
Corn.....	01	2202		170.312	161.983	172.759	172.722	163.473	6.7	0.0	-5.4
Oats.....	01	2203		-	-	-	-	-	-	-	-
Sorghum.....	01	2205	12/91	-	-	-	-	-	-	-	-
Rough rice.....	01	23	12/91	132.349	132.100	129.679	126.141	126.552	-1.8	-2.7	0.3
Rough rice.....	01	2301	12/91	132.349	132.100	129.679	126.141	126.552	-1.8	-2.7	0.3
Livestock.....	01	3		255.317	263.241	265.765	255.059	260.909	1.0	-4.0	2.3
Slaughter cattle.....	01	31		288.138	281.029	296.784	292.789	304.179	5.6	-1.3	3.9
Slaughter steers and heifers.....	01	3101		287.302	272.159	287.183	286.683	295.429	5.5	-0.2	3.1
Slaughter cows and bulls.....	01	3102		266.399	280.978	290.409	285.003	298.536	3.4	-1.9	4.7
Slaughter vealers.....	01	3103		103.194	106.628	105.136	106.005	106.047	-1.4	0.8	0.0
Slaughter hogs.....	01	32		102.042	124.866	111.380	94.819	96.372	-10.8	-14.9	1.6
Slaughter barrows and gilts.....	01	3201		100.731	123.832	111.243	93.395	94.434	-10.2	-16.0	1.1
Slaughter sows.....	01	3202		-	-	-	-	-	-	-	-
Slaughter lambs.....	01	33		461.703	424.370	449.154	476.790	399.404	5.8	6.2	-16.2
Slaughter lambs.....	01	3301		461.703	424.370	449.154	476.790	399.404	5.8	6.2	-16.2
Feeder and replacement cattle.....			09/21	-	-	-	-	-	-	-	-
Feeder and replacement cattle.....			09/21	-	-	-	-	-	-	-	-
Slaughter poultry.....	01	4		332.204	311.857	307.752	311.337	338.194	-1.3	1.2	8.6
Slaughter chickens.....	01	41		352.628	333.908	325.348	333.998	363.667	-2.6	2.7	8.9
Broilers and other meat type chickens.....	01	4102		357.535	338.554	329.876	338.646	368.728	-2.6	2.7	8.9
Slaughter turkeys.....	01	42		244.952	213.297	230.559	209.675	226.812	8.1	-9.1	8.2
Slaughter turkeys.....	01	4201		244.952	213.297	230.559	209.675	226.812	8.1	-9.1	8.2
Slaughter ducks.....	01	43	12/91	-	-	-	-	-	-	-	-
Slaughter ducks.....	01	4301	12/91	-	-	-	-	-	-	-	-
Raw cotton.....	01	5		-	-	-	-	-	-	-	-
Raw cotton.....	01	51		-	-	-	-	-	-	-	-
Raw cotton.....	01	5101		-	-	-	-	-	-	-	-
Raw milk.....	01	6		158.799	155.149	170.524	178.971	192.515	9.9	5.0	7.6
Raw milk.....	01	61		159.441	155.777	171.214	179.695	193.293	9.9	5.0	7.6
Raw milk.....	01	6101		159.441	155.777	171.214	179.695	193.293	9.9	5.0	7.6
Chicken eggs.....	01	7		-	-	-	-	-	-	-	-
Chicken eggs.....	01	71		-	-	-	-	-	-	-	-
Eggs for fresh use.....	01	7107	12/91	-	-	-	-	-	-	-	-
Breaker stock and checks and undergrades.....	01	7108	12/91	-	-	-	-	-	-	-	-
Hay, hayseeds, and oilseeds.....	01	8		231.578	231.242	249.465	235.891	233.266	7.9	-5.4	-1.1
Hay and hayseeds.....	01	81		-	-	-	-	-	-	-	-
Hay and hayseeds.....	01	8101		-	-	-	-	-	-	-	-
Oilseeds.....	01	83		209.539	207.568	217.269	210.433	206.238	4.7	-3.1	-2.0
Oilseeds.....	01	8301		209.539	207.568	217.269	210.433	206.238	4.7	-3.1	-2.0
Cereal and bakery products.....	02	1		328.269	326.951	328.502	328.075	327.803	0.5	-0.1	-0.1
Bakery products.....	02	11		-	-	-	-	-	-	-	-
Bread (white, wheat, rye, etc.), including frozen.....			06/06	-	-	-	-	-	-	-	-
Rolls (bread-type), muffins, bagels, and croissants.....	02	1105		-	-	-	-	-	-	-	-
Other sweet goods, excluding frozen.....				-	-	-	-	-	-	-	-
Soft cakes, excluding frozen.....	02	1108		-	-	-	-	-	-	-	-
Pies (fruit, cream, and custard), excluding frozen.....				-	-	-	-	-	-	-	-

See footnotes at end of table.

Table 8. Producer price indexes and percentage changes for selected commodity and service groupings and individual items, seasonally adjusted — Continued
 [July 2024, Index base 1982=100, unless otherwise indicated]

Title	Commodity code		Other index base	Seasonally adjusted index ¹					Seasonally adjusted 1-month percent change ¹		
	Group code	Item code		Mar. 2024	Apr. 2024 ^P	May 2024 ^P	June 2024 ^P	July 2024 ^P	Apr. to May ^P	May to June ^P	June to July ^P
Cookies, crackers, and related products.....	02	1121		-	-	-	-	-	-	-	-
Retail bakery products, excluding retail trade.....	02	1130	06/14	-	-	-	-	-	-	-	-
Flour and flour base mixes and doughs.....	02	12		-	-	-	-	-	-	-	-
Wheat flour.....	02	1203		-	-	-	-	-	-	-	-
Flour base mixes and doughs.....	02	1204		-	-	-	-	-	-	-	-
Milled rice and byproducts.....	02	13		-	-	-	-	-	-	-	-
Head rice.....	02	1301		-	-	-	-	-	-	-	-
Milled rice (incl second heads, screenings, brewers, bran, sharps, rice flour, and byproducts).....	02	1302	06/84	-	-	-	-	-	-	-	-
Cereal and pasta products.....	02	14		299.631	298.472	301.163	301.090	301.506	0.9	0.0	0.1
Dry macaroni, spaghetti, and egg noodle products, made from purchased flour.....	02	1402	06/85	-	-	-	-	-	-	-	-
Cereal and mill products, other than flour.....	02	1409	06/85	281.518	280.194	283.268	283.185	283.656	1.1	0.0	0.2
Meats, poultry, and fish.....	02	2		238.134	235.882	235.510	232.923	238.951	-0.2	-1.1	2.6
Meats.....	02	21		248.428	243.098	241.977	242.140	252.920	-0.5	0.1	4.5
Beef and veal products, fresh or frozen.....	02	2101		312.164	293.892	289.142	294.912	317.543	-1.6	2.0	7.7
Lamb/mutton, fresh or frozen, not canned or made into sausage, made in slaughtering plants.....	02	2103		-	-	-	-	-	-	-	-
Pork products, fresh, frozen, or processed, except sausage.....	02	2104		178.834	177.978	181.786	176.219	179.428	2.1	-3.1	1.8
Other meats, fresh, frozen, or canned.....	02	2105		226.624	230.250	227.896	228.288	233.734	-1.0	0.2	2.4
Processed poultry.....	02	22		175.485	177.366	178.667	174.221	172.348	0.7	-2.5	-1.1
Young chickens, including bulk, chilled, frozen, whole, and in parts.....	02	2203		204.153	208.318	201.890	205.944	203.367	-3.1	2.0	-1.3
Turkeys, including frozen, whole, and in parts.....	02	2206		-	-	-	-	-	-	-	-
Canned, cooked, smoked or prepared poultry.....	02	2208		-	-	-	-	-	-	-	-
Chicken hens and other poultry/small game.....	02		12/90	-	-	-	-	-	-	-	-
Unprocessed and prepared seafood.....	02	23		423.879	431.722	428.902	406.752	406.682	-0.7	-5.2	0.0
Unprocessed finfish.....	02	2301		-	-	-	-	-	-	-	-
Unprocessed shellfish.....	02	2305	12/91	301.039	282.946	312.708	292.707	284.576	10.5	-6.4	-2.8
Prepared fresh and frozen seafood.....	02		12/11	-	-	-	-	-	-	-	-
Dairy products.....	02	3		-	-	-	-	-	-	-	-
Fluid milk products.....	02	31		-	-	-	-	-	-	-	-
Packaged fluid milk and related products.....	02	3103	12/82	-	-	-	-	-	-	-	-
Cottage cheese.....	02	3104	12/82	-	-	-	-	-	-	-	-
Other milk products.....	02	3105	12/82	-	-	-	-	-	-	-	-
Bulk fluid milk and cream.....	02	3106	12/91	-	-	-	-	-	-	-	-
Butter.....	02	32		-	-	-	-	-	-	-	-
Butter.....	02	3201		-	-	-	-	-	-	-	-
Natural, processed, and imitation cheese.....	02	33		-	-	-	-	-	-	-	-
Natural cheese, except cottage cheese.....	02	3302		-	-	-	-	-	-	-	-
Processed cheese and related products.....	02	3303		-	-	-	-	-	-	-	-
Raw liquid whey.....	02		12/04	-	-	-	-	-	-	-	-
Ice cream and frozen desserts.....	02	34		287.312	285.977	287.164	287.868	287.282	0.4	0.2	-0.2
Ice cream and frozen desserts.....	02	3402	06/83	283.438	282.117	283.286	284.020	283.400	0.4	0.3	-0.2
Dry, condensed, and evaporated milk products.....	02	35		-	-	-	-	-	-	-	-
Dry milk products, including feed grade.....	02	3502	12/83	-	-	-	-	-	-	-	-
Liquid milk products.....	02		12/83	-	-	-	-	-	-	-	-
Ice cream mixes and related products.....	02		06/02	-	-	-	-	-	-	-	-
Processed fruits and vegetables.....	02	4		-	-	-	-	-	-	-	-
Canned fruits and juices.....	02	41		-	-	-	-	-	-	-	-
Canned fruits, excluding baby foods.....	02	4101		-	-	-	-	-	-	-	-
Canned and fresh fruit juices, nectars, and concentrates.....	02	4102		-	-	-	-	-	-	-	-
Frozen fruits, juices and ades.....	02	42		-	-	-	-	-	-	-	-
Frozen fruits.....	02	4202		-	-	-	-	-	-	-	-
Canned vegetables and juices.....	02	44		-	-	-	-	-	-	-	-
Canned vegetables and juices.....	02	4401		-	-	-	-	-	-	-	-
Frozen vegetables.....	02	45		-	-	-	-	-	-	-	-
Frozen potato products (French-fried, patties, puffs, etc.).....	02	4502	12/90	339.023	348.874	345.964	342.568	347.186	-0.8	-1.0	1.3
Frozen vegetables, other than potato products.....	02	4505	12/90	-	-	-	-	-	-	-	-
Dried and dehydrated food.....	02		12/03	-	-	-	-	-	-	-	-
Dried and dehydrated food.....	02		12/03	-	-	-	-	-	-	-	-
Sugar and confectionery.....	02	5		-	-	-	-	-	-	-	-
Raw cane sugar and sugar cane mill products and byproducts.....	02			-	-	-	-	-	-	-	-
Raw cane sugar and sugarcane mill products and byproducts.....	02	5201		-	-	-	-	-	-	-	-
Refined sugar products and byproducts.....	02		12/02	-	-	-	-	-	-	-	-
Refined sugar products and byproducts.....	02		12/02	-	-	-	-	-	-	-	-
Confectionery materials.....	02	54		-	-	-	-	-	-	-	-
Confectionery materials.....	02	5401		-	-	-	-	-	-	-	-
Confectionery end products.....	02	55		-	-	-	-	-	-	-	-

See footnotes at end of table.

Table 8. Producer price indexes and percentage changes for selected commodity and service groupings and individual items, seasonally adjusted — Continued
 [July 2024, Index base 1982=100, unless otherwise indicated]

Title	Commodity code		Other index base	Seasonally adjusted index ¹					Seasonally adjusted 1-month percent change ¹		
	Group code	Item code		Mar. 2024	Apr. 2024 ^P	May 2024 ^P	June 2024 ^P	July 2024 ^P	Apr. to May ^P	May to June ^P	June to July ^P
Candy and nuts.....			06/83	-	-	-	-	-	-	-	-
Beverages and beverage materials.....	02	6		256.599	256.210	256.600	256.780	257.815	0.2	0.1	0.4
Alcoholic beverages.....	02	61		219.508	219.654	219.301	220.082	220.792	-0.2	0.4	0.3
Malt beverages.....	02	6101		233.550	233.757	234.239	234.346	235.047	0.2	0.0	0.3
Distilled and bottled liquor, excluding brandy.....	02	6102		192.617	192.672	193.255	195.851	198.271	0.3	1.3	1.2
Wines, brandy, and brandy spirits.....			12/83	-	-	-	-	-	-	-	-
Soft drinks.....	02	62		-	-	-	-	-	-	-	-
Soft drinks, non-carbonated and bottled water.....			12/11	-	-	-	-	-	-	-	-
Soft drinks, carbonated, bottle/can, all types.....			12/11	-	-	-	-	-	-	-	-
Soft drinks, energy and sport.....			01/24	-	-	-	-	-	-	-	-
Packaged beverage materials.....	02	63		-	-	-	-	-	-	-	-
Coffee (whole bean, ground, & instant).....	02	6301		-	-	-	-	-	-	-	-
Tea in consumer packages, exc. canned ice tea.....	02	6303		-	-	-	-	-	-	-	-
Other beverage materials.....	02	64		326.800	325.528	328.204	330.368	330.031	0.8	0.7	-0.1
Other beverage materials.....	02	6401		326.800	325.528	328.204	330.368	330.031	0.8	0.7	-0.1
Fats and oils.....	02	7		-	-	-	-	-	-	-	-
Shortening, cooking oil, and margarine.....	02	78		-	-	-	-	-	-	-	-
Shortening, cooking oil, and margarine.....	02	7801		-	-	-	-	-	-	-	-
Other oilseed processing.....	02	7A	12/04	-	-	-	-	-	-	-	-
Other oilseed processing.....	02	7A01	12/04	-	-	-	-	-	-	-	-
Corn oil, crude and refined.....			01/16	-	-	-	-	-	-	-	-
Corn oil, made by wet milling.....			01/16	-	-	-	-	-	-	-	-
Miscellaneous processed foods.....	02	8		-	-	-	-	-	-	-	-
Canned jams, jellies, and preserves.....	02	81		-	-	-	-	-	-	-	-
Canned jams, jellies, and preserves.....				-	-	-	-	-	-	-	-
Pickles and other pickled products, including horseradish.....	02	82		-	-	-	-	-	-	-	-
Pickles and other pickled products.....	02	8201		-	-	-	-	-	-	-	-
Specialty canning.....	02	84		-	-	-	-	-	-	-	-
Specialty canning.....	02	8401		-	-	-	-	-	-	-	-
Frozen specialty food.....	02	85		-	-	-	-	-	-	-	-
Frozen specialty food.....	02	8501		-	-	-	-	-	-	-	-
Prepared sauces, except tomato.....				-	-	-	-	-	-	-	-
Prepared sauces, excluding tomato-based sauces and sauces comprised of 20 percent or more meat.....				-	-	-	-	-	-	-	-
Other miscellaneous processed foods.....				-	-	-	-	-	-	-	-
Other miscellaneous processed foods.....				-	-	-	-	-	-	-	-
Prepared animal feeds.....	02	9		230.423	229.444	229.815	231.404	231.870	0.2	0.7	0.2
Soybean cake, meal, and other byproducts.....	02	92		-	-	-	-	-	-	-	-
Soybean cake, meal, and byproducts.....	02	9201		-	-	-	-	-	-	-	-
Formula feeds.....	02	93		243.825	241.734	242.479	243.983	246.278	0.3	0.6	0.9
Formula feeds.....	02	9301		243.825	241.734	242.479	243.983	246.278	0.3	0.6	0.9
Miscellaneous feedstuffs.....	02	94		319.230	319.588	317.000	320.973	316.885	-0.8	1.3	-1.3
Pet food.....	02	9402		-	-	-	-	-	-	-	-
Miscellaneous feedstuffs other than pet food.....	02	9403		267.185	265.237	261.664	269.228	272.548	-1.3	2.9	1.2
Synthetic fibers.....	03	1		-	-	-	-	-	-	-	-
Unprocessed filament yarns.....	03	15		-	-	-	-	-	-	-	-
Noncellulosic and cellulosic organic fibers.....			05/22	-	-	-	-	-	-	-	-
Processed yarns and threads.....	03	2		-	-	-	-	-	-	-	-
Yarns.....	03	26		-	-	-	-	-	-	-	-
Spun cotton yarns.....	03	2601		154.954	152.867	151.451	151.943	151.478	-0.9	0.3	-0.3
Spun synthetic yarns.....				-	-	-	-	-	-	-	-
Textured and twisted yarns.....	03	2604	12/88	-	-	-	-	-	-	-	-
Other spun noncellulosic and natural fiber (excluding cotton and wool) yarns.....	03	2607	06/08	-	-	-	-	-	-	-	-
Greige fabrics.....	03	3		-	-	-	-	-	-	-	-
Greige broadwoven fabrics.....	03	37		-	-	-	-	-	-	-	-
Greige manmade, silk, and other natural fiber (exc cotton/wool) broadwoven fabrics.....	03	3703		-	-	-	-	-	-	-	-
Greige knit fabrics.....	03	38		-	-	-	-	-	-	-	-
Weft (circular) knit fabrics, greige goods (excluding hosiery).....	03	3803		-	-	-	-	-	-	-	-
Warp knit fabrics, greige goods (excluding hosiery).....	03	3804		-	-	-	-	-	-	-	-
Tire cord and tire fabric.....	03	39	06/84	-	-	-	-	-	-	-	-
Tire cord and tire fabrics.....	03	3901	06/84	-	-	-	-	-	-	-	-
Finished fabrics.....	03	4		-	-	-	-	-	-	-	-
Finished broadwoven fabrics.....	03	42		-	-	-	-	-	-	-	-
Finished cotton broadwoven fabrics.....	03	4201		-	-	-	-	-	-	-	-

See footnotes at end of table.

Table 8. Producer price indexes and percentage changes for selected commodity and service groupings and individual items, seasonally adjusted — Continued
 [July 2024, Index base 1982=100, unless otherwise indicated]

Title	Commodity code		Other index base	Seasonally adjusted index ¹					Seasonally adjusted 1-month percent change ¹		
	Group code	Item code		Mar. 2024	Apr. 2024 ^P	May 2024 ^P	June 2024 ^P	July 2024 ^P	Apr. to May ^P	May to June ^P	June to July ^P
Finished manmade, silk, and other natural fiber (exc. cotton and wool) broadwoven fabrics.....	03	4203		-	-	-	-	-	-	-	-
Woven and braided narrow fabrics.....	03	44		-	-	-	-	-	-	-	-
Woven and braided narrow fabrics.....	03	4402	06/84	-	-	-	-	-	-	-	-
Nonwoven fabrics and felts.....	03	45		-	-	-	-	-	-	-	-
Nonwoven fabrics and felts.....	03	4503		-	-	-	-	-	-	-	-
Coated fabrics, not rubberized.....	03	46	06/85	-	-	-	-	-	-	-	-
Coated fabrics, not rubberized.....	03	4601	06/85	-	-	-	-	-	-	-	-
Screen printed textile materials, embroideries, and lace goods.....	03	47	06/85	224.519	224.845	224.828	225.124	226.372	0.0	0.1	0.6
Screen printed textile and apparel materials and embroideries.....	03	4701	06/85	224.856	225.181	225.190	225.417	226.635	0.0	0.1	0.5
Knit fabrics, finished in knitting mills.....			12/03	-	-	-	-	-	-	-	-
Weft (circular) knit fabrics, knit and finished in the same establishment (excluding hosiery).....			12/03	-	-	-	-	-	-	-	-
Warp knit goods, knit and finished in the same establishment.....			12/03	-	-	-	-	-	-	-	-
Apparel & other fabricated textile prods.....	03	8		-	-	-	-	-	-	-	-
Apparel.....	03	81		-	-	-	-	-	-	-	-
Miscellaneous apparel and accessories.....			12/83	-	-	-	-	-	-	-	-
Women's, girls', and infants' cut and sew apparel.....			12/03	-	-	-	-	-	-	-	-
Men's and boys' cut and sew apparel.....			12/03	-	-	-	-	-	-	-	-
Apparel made in knitting mills.....			12/03	-	-	-	-	-	-	-	-
Textile house furnishings.....	03	82		-	-	-	-	-	-	-	-
Textile house furnishings.....	03	8203	06/83	-	-	-	-	-	-	-	-
Industrial and other fabricated products.....				-	-	-	-	-	-	-	-
Industrial and other fabricated products.....	03	8303		-	-	-	-	-	-	-	-
Miscellaneous textile products/services.....	03	9	06/85	-	-	-	-	-	-	-	-
Miscellaneous textile products/services.....			09/18	-	-	-	-	-	-	-	-
Miscellaneous textile products/services.....			09/18	-	-	-	-	-	-	-	-
Hides and skins, incl. cattle.....	04	1		94.496	96.333	97.884	99.029	93.776	1.6	1.2	-5.3
Hides and skins, incl. cattle.....	04	19	06/01	43.262	44.103	44.813	45.338	42.933	1.6	1.2	-5.3
Hides, skins, and pelts, made in slaughtering plants.....	04	1901	06/01	43.262	44.103	44.813	45.338	42.933	1.6	1.2	-5.3
Leather.....	04	2		197.864	203.777	206.818	204.839	201.036	1.5	-1.0	-1.9
Finished and unfinished leather.....	04	27	12/97	108.469	111.711	113.378	112.293	110.208	1.5	-1.0	-1.9
Finished and unfinished leather.....	04	2701	12/97	108.469	111.711	113.378	112.293	110.208	1.5	-1.0	-1.9
Footwear.....	04	3		-	-	-	-	-	-	-	-
Men's nonathletic footwear.....	04	31		-	-	-	-	-	-	-	-
Men's footwear (size 6 and larger), excluding athletic.....	04	3105	12/93	-	-	-	-	-	-	-	-
Women's nonathletic footwear.....	04	32		-	-	-	-	-	-	-	-
Women's footwear (size 4 and larger), excluding athletic.....	04	3205	12/93	-	-	-	-	-	-	-	-
Other footwear including slippers.....	04	39	12/02	-	-	-	-	-	-	-	-
Other footwear, excluding rubber and plastic soled footwear.....	04	3901	12/02	-	-	-	-	-	-	-	-
Other leather and related products.....	04	4		-	-	-	-	-	-	-	-
Luggage and small leather goods.....	04	41		-	-	-	-	-	-	-	-
Luggage and small leather goods.....	04	4101		-	-	-	-	-	-	-	-
Leather and leather-like goods, n.e.c.....	04	45	06/85	-	-	-	-	-	-	-	-
Leather and leather-like goods, n.e.c.....	04	4501	06/85	-	-	-	-	-	-	-	-
Coal.....	05	1		-	-	-	-	-	-	-	-
Coal.....	05	13		-	-	-	-	-	-	-	-
Coal.....	05	1301		-	-	-	-	-	-	-	-
Gas fuels.....				-	-	-	-	-	-	-	-
Natural gas.....				-	-	-	-	-	-	-	-
Natural gas.....				-	-	-	-	-	-	-	-
Liquefied petroleum gas.....	05	32		-	-	-	-	-	-	-	-
Liquefied petroleum gas.....				-	-	-	-	-	-	-	-
Electric power.....	05	4		273.935	276.046	274.572	275.558	272.602	-0.5	0.4	-1.1
Residential electric power.....	05	41	12/90	231.705	232.789	233.024	232.246	230.300	0.1	-0.3	-0.8
Residential electric power.....	05	4121	12/90	231.705	232.789	233.024	232.246	230.300	0.1	-0.3	-0.8
Commercial electric power.....	05	42		259.717	262.708	260.524	262.343	259.207	-0.8	0.7	-1.2
Commercial electric power.....	05	4221	12/90	227.344	229.940	227.724	229.634	226.904	-1.0	0.8	-1.2
Industrial electric power.....	05	43		306.208	310.114	302.502	306.227	303.578	-2.5	1.2	-0.9
Industrial electric power.....	05	4321	12/90	257.478	260.754	254.367	257.508	255.257	-2.4	1.2	-0.9
Transportation electric power.....	05	46	12/10	128.026	129.954	128.080	129.440	130.655	-1.4	1.1	0.9
Transportation electric power.....	05	4621	12/10	128.026	129.954	128.080	129.440	130.655	-1.4	1.1	0.9
Utility natural gas.....	05	5	12/90	269.893	262.525	257.703	264.473	268.369	-1.8	2.6	1.5
Residential natural gas.....	05	51	12/90	275.491	266.909	267.673	272.652	275.080	0.3	1.9	0.9
Residential natural gas.....	05	5121	12/90	275.491	266.909	267.673	272.652	275.080	0.3	1.9	0.9

See footnotes at end of table.

Table 8. Producer price indexes and percentage changes for selected commodity and service groupings and individual items, seasonally adjusted — Continued
 [July 2024, Index base 1982=100, unless otherwise indicated]

Title	Commodity code		Other index base	Seasonally adjusted index ¹					Seasonally adjusted 1-month percent change ¹		
	Group code	Item code		Mar. 2024	Apr. 2024 ^P	May 2024 ^P	June 2024 ^P	July 2024 ^P	Apr. to May ^P	May to June ^P	June to July ^P
Commercial natural gas.....	05	52	12/90	267.746	259.562	249.083	254.970	254.920	-4.0	2.4	0.0
Commercial natural gas.....	05	5221	12/90	267.746	259.562	249.083	254.970	254.920	-4.0	2.4	0.0
Industrial natural gas.....	05	53	12/90	213.425	206.122	198.745	200.262	205.860	-3.6	0.8	2.8
Industrial natural gas.....	05	5321	12/90	213.425	206.122	198.745	200.262	205.860	-3.6	0.8	2.8
Natural gas to electric power.....	05	54	12/90	232.359	227.733	219.998	228.848	234.945	-3.4	4.0	2.7
Natural gas to electric power.....	05	5421	12/90	232.359	227.733	219.998	228.848	234.945	-3.4	4.0	2.7
Crude petroleum (domestic production).....	05	6		-	-	-	-	-	-	-	-
Crude petroleum (domestic production).....	05	61		-	-	-	-	-	-	-	-
Crude petroleum (domestic production).....	05	6101		-	-	-	-	-	-	-	-
Petroleum products, refined.....	05	7		291.682	300.773	266.284	255.614	270.672	-11.5	-4.0	5.9
Gasoline.....	05	71		247.901	258.998	240.107	227.141	233.576	-7.3	-5.4	2.8
Unleaded premium gasoline.....	05	7103		277.625	291.936	265.416	253.506	257.461	-9.1	-4.5	1.6
Unleaded regular gasoline.....	05	7104		240.724	250.657	233.587	220.554	227.660	-6.8	-5.6	3.2
Unleaded mid-premium gasoline.....	05	7105	12/87	444.134	469.298	422.032	403.420	419.801	-10.1	-4.4	4.1
Kerosene and jet fuels.....	05	72		-	-	-	-	-	-	-	-
Kerosene.....	05	7202		-	-	-	-	-	-	-	-
Jet fuel.....	05	7203		-	-	-	-	-	-	-	-
Light fuel oils.....	05	73		371.273	381.279	294.296	284.714	320.724	-22.8	-3.3	12.6
Home heating oil and distillates.....	05	7302		248.475	251.365	236.081	224.203	245.709	-6.1	-5.0	9.6
No. 2 diesel fuel.....	05	7303		397.057	408.103	311.184	301.432	340.178	-23.7	-3.1	12.9
Residual fuels (heavy fuel oils, incl. #5, #6, & other residual fuels).....	05	74		-	-	-	-	-	-	-	-
Residual fuels (heavy fuel oils, incl. #5, #6, & other residual fuels).....	05	7407	06/85	-	-	-	-	-	-	-	-
Finished lubricants.....				-	-	-	-	-	-	-	-
Lubricating grease.....	05	7603		-	-	-	-	-	-	-	-
Lubricating and similar oils.....	05	7604	06/85	-	-	-	-	-	-	-	-
Lubricating oil base stocks.....			06/09	-	-	-	-	-	-	-	-
Lubricating oil base stocks.....			06/09	-	-	-	-	-	-	-	-
Asphalt and other petroleum and coal products, n.e.c.....	05	8	12/84	-	-	-	-	-	-	-	-
Asphalt and other petroleum and coal products, n.e.c.....	05	81	12/84	-	-	-	-	-	-	-	-
Asphalt.....	05	8102	06/85	265.759	253.598	263.457	255.464	247.625	3.9	-3.0	-3.1
Other petroleum and coal products, including coke oven products, n.e.c.....			12/84	-	-	-	-	-	-	-	-
Industrial chemicals.....	06	1		299.779	303.360	300.421	300.178	307.349	-1.0	-0.1	2.4
Basic inorganic chemicals.....	06	13		-	-	-	-	-	-	-	-
Inorganic chemicals, other than alkalis and chlorine.....	06	1302		-	-	-	-	-	-	-	-
Alkalis and chlorine, including natural sodium carbonate and sulfate.....	06	1303		-	-	-	-	-	-	-	-
Basic organic chemicals.....	06	14		293.873	298.219	294.076	293.621	302.826	-1.4	-0.2	3.1
Primary basic organic chemicals.....				-	-	-	-	-	-	-	-
Cyclic intermediate chemicals and dyes.....				-	-	-	-	-	-	-	-
Other basic organics.....	06	1403		275.403	279.025	276.826	279.707	284.710	-0.8	1.0	1.8
Paints and allied products.....	06	2		-	-	-	-	-	-	-	-
Prepared paint.....	06	21		-	-	-	-	-	-	-	-
Architectural coatings.....	06	2101		-	-	-	-	-	-	-	-
OEM finishes excluding marine coatings.....			06/83	-	-	-	-	-	-	-	-
Special purpose coatings, incl. marine, industrial & construction coatings.....	06	2103	06/83	-	-	-	-	-	-	-	-
Paint materials.....	06	22		-	-	-	-	-	-	-	-
Paint colors.....				-	-	-	-	-	-	-	-
Allied and miscellaneous paint products.....	06	23	06/83	-	-	-	-	-	-	-	-
Allied and miscellaneous paint products.....	06	2301	06/83	-	-	-	-	-	-	-	-
Drugs and pharmaceuticals.....	06	3		671.487	675.697	676.276	675.201	675.055	0.1	-0.2	0.0
Medicinal and botanical chemicals, drugs, and other products.....	06	31		-	-	-	-	-	-	-	-
Medicinal and botanical chemicals, drugs, and other products.....			06/82	-	-	-	-	-	-	-	-
Veterinary pharmaceutical preparations.....				-	-	-	-	-	-	-	-
Pharmaceuticals for veterinary use.....			12/87	-	-	-	-	-	-	-	-
Biological products, including diagnostics.....	06	37		328.581	334.455	334.160	332.240	331.396	-0.1	-0.6	-0.3
Biological products, excluding diagnostic, for veterinary, industrial, and all other misc. uses.....	06	3717	12/04	-	-	-	-	-	-	-	-
Diagnostics.....			06/09	-	-	-	-	-	-	-	-
Biological products, excluding diagnostic, for human use.....	06	3719	06/09	155.037	155.160	155.740	156.265	156.381	0.4	0.3	0.1
Pharmaceutical preparations.....	06	38	06/01	291.693	292.319	292.801	292.813	292.989	0.2	0.0	0.1
Pharmaceuticals affecting neoplasms, the endocrine system, & metabolic diseases.....	06	3801	06/01	314.770	315.184	315.721	316.169	316.187	0.2	0.1	0.0
Pharmaceuticals acting on the central nervous system and the sense organs.....	06	3802	06/01	351.497	352.605	353.927	355.330	355.465	0.4	0.4	0.0
Pharmaceuticals acting on the cardiovascular system.....	06	3803	06/01	446.523	447.927	448.914	449.371	450.847	0.2	0.1	0.3
Pharmaceuticals acting on the respiratory system.....	06	3804	06/01	225.807	226.267	226.258	226.536	226.848	0.0	0.1	0.1
Pharmaceuticals acting on the digestive or the genito-urinary systems.....			06/01	-	-	-	-	-	-	-	-
Pharmaceuticals acting on the skin.....			06/01	-	-	-	-	-	-	-	-

See footnotes at end of table.

Table 8. Producer price indexes and percentage changes for selected commodity and service groupings and individual items, seasonally adjusted — Continued
 [July 2024, Index base 1982=100, unless otherwise indicated]

Title	Commodity code		Other index base	Seasonally adjusted index ¹					Seasonally adjusted 1-month percent change ¹		
	Group code	Item code		Mar. 2024	Apr. 2024 ^P	May 2024 ^P	June 2024 ^P	July 2024 ^P	Apr. to May ^P	May to June ^P	June to July ^P
Vitamin, nutrient, and hematinic preparations.....			06/01	-	-	-	-	-	-	-	-
Pharmaceuticals affecting parasitic and infective diseases.....	06	3808	06/01	279.874	280.251	280.629	281.027	281.044	0.1	0.1	0.0
Fats and oils, inedible.....	06	4		-	-	-	-	-	-	-	-
Fats and oils, inedible.....	06	41		-	-	-	-	-	-	-	-
Fats and oils, inedible.....	06	4101		-	-	-	-	-	-	-	-
Agricultural chemicals and chemical products.....	06	5		282.153	281.705	277.657	279.261	281.067	-1.4	0.6	0.6
Mixed fertilizers.....	06	51		-	-	-	-	-	-	-	-
Mixed fertilizers.....	06	5105	06/86	-	-	-	-	-	-	-	-
Fertilizer materials.....	06	52		309.703	305.155	294.000	297.117	298.787	-3.7	1.1	0.6
Nitrogenates.....	06	5201		333.776	329.719	324.430	319.278	319.427	-1.6	-1.6	0.0
Phosphates.....	06	5202		303.280	297.929	278.715	291.890	296.992	-6.4	4.7	1.7
Other agricultural chemicals.....	06	53		-	-	-	-	-	-	-	-
Other agricultural chemicals.....	06	5301		-	-	-	-	-	-	-	-
Plastic resins and materials.....	06	6		265.019	268.297	266.752	265.372	269.204	-0.6	-0.5	1.4
Thermoplastic resins and plastics materials.....	06	62		268.080	270.071	268.480	266.624	270.875	-0.6	-0.7	1.6
Thermoplastic resins and plastics materials.....	06	6212	12/03	186.287	187.671	186.566	185.276	188.230	-0.6	-0.7	1.6
Thermosetting resins and plastics materials.....	06	63		-	-	-	-	-	-	-	-
Thermosetting resins and plastics materials.....			12/98	-	-	-	-	-	-	-	-
Other chemicals and allied products.....	06	7		-	-	-	-	-	-	-	-
Soaps and detergents.....				-	-	-	-	-	-	-	-
Soaps and other detergents.....			06/83	-	-	-	-	-	-	-	-
Polish and other sanitation goods.....			06/83	-	-	-	-	-	-	-	-
Polish and other sanitation goods.....			06/83	-	-	-	-	-	-	-	-
Cosmetics and other toilet preparations.....	06	75		-	-	-	-	-	-	-	-
Shaving preparations.....	06	7502		-	-	-	-	-	-	-	-
Perfumes, toilet waters, and colognes.....	06	7503		-	-	-	-	-	-	-	-
Hair preparations (including shampoos).....	06	7504		-	-	-	-	-	-	-	-
Toothpastes, denture cleaners, and mouthwashes.....				-	-	-	-	-	-	-	-
Creams, lotions, and oils, excluding shaving, hair, and deodorant.....			06/99	-	-	-	-	-	-	-	-
Other cosmetics and toilet preparations.....			06/99	-	-	-	-	-	-	-	-
Misc. chemical prod. and preparations.....	06	79		-	-	-	-	-	-	-	-
Explosives and blasting accessories.....	06	7902		292.224	294.425	295.638	296.067	295.868	0.4	0.1	-0.1
Industrial gases.....				-	-	-	-	-	-	-	-
Adhesives and sealants.....	06	7904	12/83	-	-	-	-	-	-	-	-
Surface active agents.....			12/83	-	-	-	-	-	-	-	-
Gum and wood chemicals, including wood distillation products.....			06/84	-	-	-	-	-	-	-	-
Other miscellaneous chemical products.....	06	7909		-	-	-	-	-	-	-	-
Rubber and rubber products.....	07	1		-	-	-	-	-	-	-	-
Synthetic rubber, inc. styrene-butadiene rubber (SBR) and ethylene propylene.....	07	11		-	-	-	-	-	-	-	-
Synthetic rubber.....	07	1102		-	-	-	-	-	-	-	-
Tires, tubes, tread, & repair materials.....	07	12		-	-	-	-	-	-	-	-
Tires.....				-	-	-	-	-	-	-	-
Tread rubber, tire sundries, and repair materials.....				-	-	-	-	-	-	-	-
Miscellaneous rubber products.....	07	13		-	-	-	-	-	-	-	-
Rubber and plastics footwear, including athletic footwear.....	07	1301		-	-	-	-	-	-	-	-
Rubber and plastic belts and belting.....	07	1303		353.271	353.859	354.375	355.218	355.311	0.1	0.2	0.0
Rubber and plastics hose.....	07	1304		-	-	-	-	-	-	-	-
Miscellaneous rubber products, n.e.c.....	07	1306	06/83	-	-	-	-	-	-	-	-
Plastic products.....	07	2		-	-	-	-	-	-	-	-
Plastic construction products.....	07	21		-	-	-	-	-	-	-	-
Plastics construction products.....	07	2106		-	-	-	-	-	-	-	-
Unsupported plastic film, sheet and other shapes.....	07	22		-	-	-	-	-	-	-	-
Unsupported plastics film, sheet, and other shapes.....	07	2205	12/82	-	-	-	-	-	-	-	-
Laminated plastic sheets, rods, and tubes.....	07	23		-	-	-	-	-	-	-	-
Laminated plastics plates, sheet (except packaging), and shapes.....	07	2304		-	-	-	-	-	-	-	-
Parts for manufacturing from plastics.....				-	-	-	-	-	-	-	-
Parts for transportation equipment.....				-	-	-	-	-	-	-	-
Other parts and components for manufacturing.....				-	-	-	-	-	-	-	-
Foam components for furniture.....	07	2603	12/82	-	-	-	-	-	-	-	-
Other plastic products.....			12/82	-	-	-	-	-	-	-	-
Other plastics products.....			12/82	-	-	-	-	-	-	-	-
Plastic packaging products.....			12/06	-	-	-	-	-	-	-	-
Plastics packaging products.....			12/06	-	-	-	-	-	-	-	-
Consumer, institutional, and commercial products, n.e.c.....			12/06	-	-	-	-	-	-	-	-
All other consumer, institutional, and commercial products.....			12/06	-	-	-	-	-	-	-	-

See footnotes at end of table.

Table 8. Producer price indexes and percentage changes for selected commodity and service groupings and individual items, seasonally adjusted — Continued
 [July 2024, Index base 1982=100, unless otherwise indicated]

Title	Commodity code		Other index base	Seasonally adjusted index ¹					Seasonally adjusted 1-month percent change ¹		
	Group code	Item code		Mar. 2024	Apr. 2024 ^P	May 2024 ^P	June 2024 ^P	July 2024 ^P	Apr. to May ^P	May to June ^P	June to July ^P
Recyclable plastics.....	07	2C	12/11	-	-	-	-	-	-	-	-
Recyclable plastics.....	07	2C01	12/11	-	-	-	-	-	-	-	-
Lumber.....	08	1		242.774	252.503	245.968	250.894	249.803	-2.6	2.0	-0.4
Softwood lumber.....	08	11		240.262	253.930	241.222	249.151	246.546	-5.0	3.3	-1.0
Softwood cut stock and dimension.....	08	1105		223.930	222.854	222.615	227.392	228.070	-0.1	2.1	0.3
Softwood lumber, not edge worked.....	08	1106	12/03	122.641	130.685	123.272	127.484	125.881	-5.7	3.4	-1.3
Softwood lumber, made from purchased lumber.....	08	1107	12/03	246.441	250.213	246.393	253.335	253.655	-1.5	2.8	0.1
Hardwood lumber.....	08	12		-	-	-	-	-	-	-	-
Hardwood cut stock and dimension.....	08	1203		-	-	-	-	-	-	-	-
Hardwood flooring.....			06/84	-	-	-	-	-	-	-	-
Hardwood lumber, not edge worked.....	08	1205	12/03	-	-	-	-	-	-	-	-
Millwork.....	08	2		354.350	355.422	353.185	353.762	352.507	-0.6	0.2	-0.4
General millwork.....	08	21		336.930	337.808	336.803	337.389	335.886	-0.3	0.2	-0.4
General millwork.....	08	2101		336.930	337.808	336.803	337.389	335.886	-0.3	0.2	-0.4
Prefabricated structural members.....	08	22		-	-	-	-	-	-	-	-
Prefabricated structural members.....	08	2201		-	-	-	-	-	-	-	-
Plywood.....	08	3		-	-	-	-	-	-	-	-
Softwood veneer and plywood.....	08	31		-	-	-	-	-	-	-	-
Softwood veneer and plywood.....				-	-	-	-	-	-	-	-
Hardwood veneer and plywood.....			12/05	-	-	-	-	-	-	-	-
Hardwood veneer and plywood.....			12/05	-	-	-	-	-	-	-	-
Other wood products.....	08	4		210.663	210.684	209.430	209.265	207.415	-0.6	-0.1	-0.9
Wood pallets and pallet containers, wood and metal combination.....	08	41		-	-	-	-	-	-	-	-
Wood pallets and pallet containers.....	08	4101		-	-	-	-	-	-	-	-
Wood boxes.....	08	42		-	-	-	-	-	-	-	-
Wood boxes.....	08	4201		-	-	-	-	-	-	-	-
Miscellaneous wood products.....	08	49		155.647	156.418	155.404	155.566	155.165	-0.6	0.1	-0.3
Wood ties, siding, shingles, and shakes, and contract sawing of logs owned by others.....			12/03	-	-	-	-	-	-	-	-
Sawn wood fence stock, wood lath, and contract resawing and planing.....			12/03	-	-	-	-	-	-	-	-
All other miscellaneous wood products.....	08	4909	06/84	244.331	245.753	243.883	244.183	243.442	-0.8	0.1	-0.3
Logs, bolts, timber, pulpwood and wood chips.....	08	5		-	-	-	-	-	-	-	-
Logs, bolts, timber, pulpwood and wood chips.....	08	51		-	-	-	-	-	-	-	-
Logs, bolts, timber, pulpwood and wood chips.....	08	5105	12/11	-	-	-	-	-	-	-	-
Prefabricated wood buildings & components.....	08	6	12/84	381.772	380.748	381.308	381.193	382.606	0.1	0.0	0.4
Prefabricated wood buildings & components.....	08	61	12/84	381.772	380.748	381.308	381.193	382.606	0.1	0.0	0.4
Prefabricated wood buildings and components.....	08	6101	12/84	381.772	380.748	381.308	381.193	382.606	0.1	0.0	0.4
Treated wood and contract wood preserving.....	08	7	06/85	-	-	-	-	-	-	-	-
Treated wood and contract wood preserving.....	08	71	06/85	-	-	-	-	-	-	-	-
Treated wood.....	08	7101	06/85	-	-	-	-	-	-	-	-
Contract wood preservation.....	08	7102	06/85	-	-	-	-	-	-	-	-
Pulp, paper, and prod., ex. bldg. paper.....	09	1		-	-	-	-	-	-	-	-
Wood pulp.....	09	11		-	-	-	-	-	-	-	-
Wood pulp.....	09	1105	06/06	-	-	-	-	-	-	-	-
Recyclable paper.....	09	12		-	-	-	-	-	-	-	-
News and other low grade recyclable paper.....	09	1201		-	-	-	-	-	-	-	-
Corrugated recyclable paper.....	09	1203		-	-	-	-	-	-	-	-
High grade recyclable paper (including pulp substitutes and deinking).....	09	1207	12/86	-	-	-	-	-	-	-	-
Paper.....	09	13		-	-	-	-	-	-	-	-
Writing and printing papers.....	09	1301		-	-	-	-	-	-	-	-
Newsprint.....				-	-	-	-	-	-	-	-
Packaging and industrial converting paper.....	09	1303		-	-	-	-	-	-	-	-
All other coated and processed papers.....			12/82	-	-	-	-	-	-	-	-
Paperboard.....	09	14		-	-	-	-	-	-	-	-
Corrugated paperboard in sheets and rolls, lined and unlined.....	09	1405		-	-	-	-	-	-	-	-
Paperboard, excluding corrugated paperboard in sheets and rolls.....	09	1411	12/82	-	-	-	-	-	-	-	-
Converted paper and paperboard products.....	09	15		-	-	-	-	-	-	-	-
Sanitary paper products, including stock.....	09	1501		-	-	-	-	-	-	-	-
Paper, plastic, and foil bags.....	09	1502		-	-	-	-	-	-	-	-
Paper boxes and containers.....	09	1503		-	-	-	-	-	-	-	-
Other corrugated and solid fiber products, including containers, pallets, pads, etc.....	09	1504		-	-	-	-	-	-	-	-
Office supplies and accessories.....	09	1506		-	-	-	-	-	-	-	-
Fiber cans, tubes, and similar fiber products.....	09	1507		-	-	-	-	-	-	-	-
Molded pulp goods, including egg cartons, florists pots, food trays, etc.....			06/85	-	-	-	-	-	-	-	-
Miscellaneous converted paper and paperboard products.....	09	1509	12/84	-	-	-	-	-	-	-	-

See footnotes at end of table.

Table 8. Producer price indexes and percentage changes for selected commodity and service groupings and individual items, seasonally adjusted — Continued
 [July 2024, Index base 1982=100, unless otherwise indicated]

Title	Commodity code		Other index base	Seasonally adjusted index ¹					Seasonally adjusted 1-month percent change ¹		
	Group code	Item code		Mar. 2024	Apr. 2024 ^P	May 2024 ^P	June 2024 ^P	July 2024 ^P	Apr. to May ^P	May to June ^P	June to July ^P
Pressure-sensitive products.....			12/82	-	-	-	-	-	-	-	-
Pressure-sensitive products.....			12/82	-	-	-	-	-	-	-	-
Building paper & building board mill prods.....	09	2		-	-	-	-	-	-	-	-
Hardboard, particleboard & fiberboard prods.....	09	22		-	-	-	-	-	-	-	-
Particleboard and fiberboard.....				-	-	-	-	-	-	-	-
Hardboard products.....			06/84	-	-	-	-	-	-	-	-
Publications, printed matter and printing material.....			06/09	-	-	-	-	-	-	-	-
Books printing.....	09	44	12/83	-	-	-	-	-	-	-	-
Books printing.....	09	4401	12/83	-	-	-	-	-	-	-	-
Manifold business forms printing.....			12/83	-	-	-	-	-	-	-	-
Manifold business forms printing.....			12/83	-	-	-	-	-	-	-	-
Commercial printing.....	09	47	06/82	-	-	-	-	-	-	-	-
Magazine and periodical printing.....	09	4701	06/82	-	-	-	-	-	-	-	-
Label and wrapper printing for packaging.....			06/82	-	-	-	-	-	-	-	-
Catalog and directory printing.....	09	4703	06/82	-	-	-	-	-	-	-	-
Advertising printing.....	09	4705	06/82	-	-	-	-	-	-	-	-
Other general job printing.....	09	4706	06/82	-	-	-	-	-	-	-	-
Other commercial printing, incl. screen, engraving, digital, & general job exc. labels/wrappers.....			12/88	-	-	-	-	-	-	-	-
Blankbooks, binders, and bookbinding work.....	09	48	06/85	-	-	-	-	-	-	-	-
Tradebinding and related work.....	09	4802	12/85	-	-	-	-	-	-	-	-
Services for the printing trade.....	09	49	06/85	-	-	-	-	-	-	-	-
Prepress services, including platemaking.....	09	4905	12/03	-	-	-	-	-	-	-	-
Iron and steel.....	10	1		319.529	309.736	310.273	298.263	296.260	0.2	-3.9	-0.7
Iron ores.....	10	11		-	-	-	-	-	-	-	-
Iron ores.....	10	1105	12/97	-	-	-	-	-	-	-	-
Iron and steel scrap.....	10	12		491.620	499.612	513.369	514.064	554.917	2.8	0.1	7.9
Carbon steel scrap.....	10	1211	12/86	453.752	468.092	470.678	470.761	512.419	0.6	0.0	8.8
Stainless and other alloy steel scrap.....	10	1212	12/86	-	-	-	-	-	-	-	-
Cast iron scrap.....	10	1213	12/86	235.631	246.014	251.836	259.647	264.770	2.4	3.1	2.0
Other ferrous scrap.....	10	1215	06/06	-	-	-	-	-	-	-	-
Foundry and forge shop products.....	10	15		-	-	-	-	-	-	-	-
Pressure and soil pipe and fittings, cast iron.....	10	1502		-	-	-	-	-	-	-	-
Other gray and ductile iron castings.....	10	1504		-	-	-	-	-	-	-	-
Standard and pearlitic malleable iron castings.....	10	1505		-	-	-	-	-	-	-	-
Steel investment castings.....	10	1506		-	-	-	-	-	-	-	-
Carbon steel castings, except investment.....	10	1507		-	-	-	-	-	-	-	-
High alloy steel castings, excluding investment.....	10	1508		-	-	-	-	-	-	-	-
Other alloy steel castings, except investment.....	10	1509		-	-	-	-	-	-	-	-
Other forge shop products.....	10	1513	06/82	-	-	-	-	-	-	-	-
Steel mill products.....	10	17		-	-	-	-	-	-	-	-
Semifinished steel mill products.....	10	1702	06/82	414.449	399.260	390.410	388.387	381.568	-2.2	-0.5	-1.8
Hot rolled steel bars, plates, and structural shapes.....	10	1704	06/82	291.317	284.436	273.797	269.174	267.321	-3.7	-1.7	-0.7
Steel wire.....	10	1705	06/82	-	-	-	-	-	-	-	-
Steel pipe and tube.....	10	1706	06/82	-	-	-	-	-	-	-	-
Cold rolled steel sheet and strip.....	10	1707	06/82	-	-	-	-	-	-	-	-
Cold finished steel bars and bar shapes.....	10	1708	06/82	-	-	-	-	-	-	-	-
Electrometallurgical ferroalloy products.....	10	1712	12/17	106.834	103.120	103.108	106.336	107.126	0.0	3.1	0.7
Nonferrous metals.....	10	2		327.241	335.869	350.899	351.957	352.935	4.5	0.3	0.3
Nonferrous metal ores.....			12/83	-	-	-	-	-	-	-	-
Primary nonferrous metals.....	10	22		-	-	-	-	-	-	-	-
Primary nonferrous metals.....				-	-	-	-	-	-	-	-
Nonferrous scrap.....	10	23		446.588	462.870	503.001	507.808	510.168	8.7	1.0	0.5
Copper base scrap.....	10	2301		-	-	-	-	-	-	-	-
Aluminum base scrap.....	10	2302		257.909	263.122	310.015	333.971	328.409	17.8	7.7	-1.7
Other nonferrous scrap (including lead, zinc and precious metals).....	10	2303		-	-	-	-	-	-	-	-
Secondary nonferrous metals.....	10	24		-	-	-	-	-	-	-	-
Secondary aluminum.....	10	2402		-	-	-	-	-	-	-	-
Secondary copper, alloyed and unalloyed.....	10	2403		-	-	-	-	-	-	-	-
Secondary precious metals.....				-	-	-	-	-	-	-	-
All other miscellaneous secondary nonferrous metals, including lead and zinc.....			06/11	-	-	-	-	-	-	-	-
Nonferrous mill shapes.....	10	25		-	-	-	-	-	-	-	-
Aluminum mill shapes.....				-	-	-	-	-	-	-	-
Copper and brass mill shapes.....	10	2502		-	-	-	-	-	-	-	-
Nickel and nickel-base alloy mill shapes.....	10	2504		-	-	-	-	-	-	-	-
Titanium and titanium-base alloy mill shapes.....				-	-	-	-	-	-	-	-

See footnotes at end of table.

Table 8. Producer price indexes and percentage changes for selected commodity and service groupings and individual items, seasonally adjusted — Continued
 [July 2024, Index base 1982=100, unless otherwise indicated]

Title	Commodity code		Other index base	Seasonally adjusted index ¹					Seasonally adjusted 1-month percent change ¹		
	Group code	Item code		Mar. 2024	Apr. 2024 ^P	May 2024 ^P	June 2024 ^P	July 2024 ^P	Apr. to May ^P	May to June ^P	June to July ^P
Other nonferrous mill shapes.....				-	-	-	-	-	-	-	-
Nonferrous wire and cable.....	10	26		-	-	-	-	-	-	-	-
Nonferrous wire and cable.....			12/82	-	-	-	-	-	-	-	-
Nonferrous forge shop products.....	10	27	12/83	225.369	224.662	222.936	224.612	222.975	-0.8	0.8	-0.7
Nonferrous forge shop products.....			12/83	225.369	224.662	222.936	224.612	222.975	-0.8	0.8	-0.7
Nonferrous foundry shop products.....	10	28		285.836	284.988	287.701	290.044	290.582	1.0	0.8	0.2
Aluminum castings.....	10	2802		237.738	236.479	238.007	239.880	240.778	0.6	0.8	0.4
Castings, nonferrous (except aluminum).....			12/11	-	-	-	-	-	-	-	-
Metal containers.....	10	3		-	-	-	-	-	-	-	-
Metal cans and can components.....	10	31		-	-	-	-	-	-	-	-
Steel cans and tinware end products.....	10	3102		-	-	-	-	-	-	-	-
Aluminum cans and can components.....	10	3103		-	-	-	-	-	-	-	-
Barrels, drums, pails and other metal containers.....	10	32		-	-	-	-	-	-	-	-
Barrels, drums, pails and other metal containers.....	10	3201		-	-	-	-	-	-	-	-
Hardware.....	10	4		-	-	-	-	-	-	-	-
Hardware, n.e.c.....	10	41		-	-	-	-	-	-	-	-
Builders' hardware.....	10	4101		-	-	-	-	-	-	-	-
Transportation equipment hardware.....				-	-	-	-	-	-	-	-
Furniture hardware.....				-	-	-	-	-	-	-	-
Other miscellaneous hardware.....			06/85	-	-	-	-	-	-	-	-
Hand and edge tools.....	10	42		-	-	-	-	-	-	-	-
Hand and edge tools.....	10	4201		-	-	-	-	-	-	-	-
Plumbing fixtures and fittings.....	10	5		337.161	337.660	338.037	338.255	340.479	0.1	0.1	0.7
Plumbing fixture fittings and trim.....	10	54		396.381	398.259	399.830	401.507	402.102	0.4	0.4	0.1
Plumbing fixtures, fittings, and trim.....	10	5402		396.195	398.084	399.666	401.335	401.938	0.4	0.4	0.2
Heating equipment.....	10	6		-	-	-	-	-	-	-	-
Steam and hot water equipment.....	10	61		-	-	-	-	-	-	-	-
Steam and hot water equipment.....	10	6101		-	-	-	-	-	-	-	-
Furnaces and heaters, including parts.....	10	62		-	-	-	-	-	-	-	-
Furnaces and heaters, including parts.....	10	6201		-	-	-	-	-	-	-	-
Other heating equipment, non-electric, including parts.....	10	63		-	-	-	-	-	-	-	-
Other heating equipment, non-electric, including parts.....	10	6301		-	-	-	-	-	-	-	-
Domestic heating stoves.....	10	64		-	-	-	-	-	-	-	-
Domestic heating stoves.....	10	6401		-	-	-	-	-	-	-	-
Domestic water heaters.....	10	66		-	-	-	-	-	-	-	-
Domestic water heaters.....	10	6601		-	-	-	-	-	-	-	-
Fabricated structural metal products.....	10	7		361.347	360.292	360.232	357.597	357.858	0.0	-0.7	0.1
Metal doors, sash, and trim.....	10	71		-	-	-	-	-	-	-	-
Metal doors and frames (except storm).....	10	7102	06/83	-	-	-	-	-	-	-	-
Metal windows (except storm sash).....			06/83	-	-	-	-	-	-	-	-
Metal molding and trim and store fronts.....			06/83	-	-	-	-	-	-	-	-
Metal combination screen, storm sash, and storm doors.....			06/83	-	-	-	-	-	-	-	-
Metal window and door screens (except combination screens) and metal weather strip.....			05/16	-	-	-	-	-	-	-	-
Metal tanks.....	10	72		-	-	-	-	-	-	-	-
Metal tanks.....	10	7201		-	-	-	-	-	-	-	-
Sheet metal products.....	10	73		-	-	-	-	-	-	-	-
Sheet metal products.....	10	7301		-	-	-	-	-	-	-	-
Structural, architectural, and pre-engineered metal products.....	10	74		341.743	340.431	341.469	336.889	337.348	0.3	-1.3	0.1
Fabricated structural metal.....	10	7405		332.675	326.123	328.685	321.353	321.565	0.8	-2.2	0.1
Custom roll form products.....	10	7407		-	-	-	-	-	-	-	-
Ornamental and architectural metal work.....			12/83	-	-	-	-	-	-	-	-
Fabricated metal pipe, tube, and fittings.....			12/11	-	-	-	-	-	-	-	-
Heat exchangers and steam condensers.....	10	75		441.009	439.099	442.331	443.032	442.027	0.7	0.2	-0.2
Heat exchangers and steam condensers.....	10	7501		440.670	438.828	441.974	442.675	441.657	0.7	0.2	-0.2
Fabricated steel plate.....	10	76		-	-	-	-	-	-	-	-
Fabricated steel plate.....	10	7601		-	-	-	-	-	-	-	-
Prefabricated metal buildings.....	10	79		555.353	562.135	557.219	554.668	544.999	-0.9	-0.5	-1.7
Prefabricated metal building systems (excl. farm service bldgs, residential bldgs, and parts).....	10	7901		589.799	585.339	579.430	579.968	578.390	-1.0	0.1	-0.3
Farm service buildings and other prefabricated and portable buildings, steel and aluminum.....	10	7902		-	-	-	-	-	-	-	-
Panels, parts, and sections for prefabricated buildings, steel and aluminum.....				-	-	-	-	-	-	-	-
Miscellaneous metal products.....	10	8		-	-	-	-	-	-	-	-
Bolts, nuts, screws, rivets, and washers.....	10	81		-	-	-	-	-	-	-	-
Externally threaded fasteners, except aircraft types.....			06/82	-	-	-	-	-	-	-	-

See footnotes at end of table.

Table 8. Producer price indexes and percentage changes for selected commodity and service groupings and individual items, seasonally adjusted — Continued
 [July 2024, Index base 1982=100, unless otherwise indicated]

Title	Commodity code		Other index base	Seasonally adjusted index ¹					Seasonally adjusted 1-month percent change ¹		
	Group code	Item code		Mar. 2024	Apr. 2024 ^P	May 2024 ^P	June 2024 ^P	July 2024 ^P	Apr. to May ^P	May to June ^P	June to July ^P
Internally threaded fasteners, except aircraft types.....			06/82	-	-	-	-	-	-	-	-
Nonthreaded metal fasteners, except aircraft types.....			06/82	-	-	-	-	-	-	-	-
Aircraft fasteners, except plastics (including aerospace).....			06/82	-	-	-	-	-	-	-	-
Formed products, except fasteners, made by cold-, warm-, or hot-heading processes.....			06/82	-	-	-	-	-	-	-	-
Lighting fixtures.....	10	83		-	-	-	-	-	-	-	-
Residential electric lighting fixtures, except portable.....				-	-	-	-	-	-	-	-
Commercial, institutional and industrial electric lighting fixtures.....	10	8303		-	-	-	-	-	-	-	-
Other lighting equipment.....	10	8305		-	-	-	-	-	-	-	-
Ammunition, except for small arms.....			12/85	-	-	-	-	-	-	-	-
Ammunition, except for small arms.....			12/85	-	-	-	-	-	-	-	-
Ordnance and ordnance accessories, n.e.c.....			12/85	-	-	-	-	-	-	-	-
Ordnance and ordnance accessories, n.e.c.....			12/85	-	-	-	-	-	-	-	-
Fabricated ferrous wire products.....	10	88	06/82	339.793	338.570	337.118	348.255	347.715	-0.4	3.3	-0.2
Ferrous wire rope, cable, forms and strand.....			06/82	-	-	-	-	-	-	-	-
Ferrous wire cloth, other woven wire products.....	10	8807	06/82	-	-	-	-	-	-	-	-
Other fabricated ferrous wire products.....	10	8809	06/82	340.766	340.726	339.272	356.587	355.919	-0.4	5.1	-0.2
Steel nails, staples, tacks, spikes and brads.....			06/09	-	-	-	-	-	-	-	-
Other miscellaneous metal products.....	10	89		-	-	-	-	-	-	-	-
Wire springs.....				-	-	-	-	-	-	-	-
Other metal products.....	10	8905		-	-	-	-	-	-	-	-
Metal stampings n.e.c.....			06/84	-	-	-	-	-	-	-	-
Metal foil and leaf.....			12/84	-	-	-	-	-	-	-	-
Heavy gauge springs.....	10	8909	06/04	-	-	-	-	-	-	-	-
Agricultural machinery and equipment.....	11	1		-	-	-	-	-	-	-	-
Agricultural machinery and equipment.....	11	14	12/02	-	-	-	-	-	-	-	-
Commercial turf and grounds care equipment, including parts and attachments.....	11	1401	12/02	-	-	-	-	-	-	-	-
Farm plows, harrows, rollers, pulverizers, etc., and attachments.....			12/02	-	-	-	-	-	-	-	-
Farm dairy equipment, sprayers and dusters, farm blowers, and attachments.....			12/02	-	-	-	-	-	-	-	-
Planting, seeding, and fertilizing machinery and attachments.....	11	1405	12/02	-	-	-	-	-	-	-	-
Harvesting machinery (except hay and straw) and attachments.....	11	1406	12/82	-	-	-	-	-	-	-	-
Haying machinery and attachments.....	11	1407	12/82	-	-	-	-	-	-	-	-
All other farm machinery and equipment, excluding parts, including attachments.....			12/02	-	-	-	-	-	-	-	-
Parts for farm machinery, for sale separately.....			12/02	-	-	-	-	-	-	-	-
Construction machinery and equipment.....	11	2		-	-	-	-	-	-	-	-
Tractors and attachments, ex. parts.....			12/99	-	-	-	-	-	-	-	-
Construction machinery for mounting (excluding parts, winches, snow clearing attachments).....			12/99	-	-	-	-	-	-	-	-
Tractor shovel loaders (skid steer, wheel, crawler, and integral design backhoes).....	11	2A04		-	-	-	-	-	-	-	-
Construction wheel and crawler tractors, dozers, self-propelled log skidders, etc.....			12/03	-	-	-	-	-	-	-	-
Power cranes, draglines, & shovels (excavators) (incl. surface mining equipment) (excl. parts).....	11	2B	12/99	-	-	-	-	-	-	-	-
Power cranes, draglines, & shovels (excavators) (incl. surface mining equip.) (excluding parts).....	11	2B05	12/99	-	-	-	-	-	-	-	-
Mixers, pavers, and related equipment (excluding parts).....	11	2C		-	-	-	-	-	-	-	-
Mixers, pavers, and related equipment (excluding parts).....	11	2C01		-	-	-	-	-	-	-	-
Off-highway, equipment, ex. parts.....			12/99	-	-	-	-	-	-	-	-
Graders, rollers & compactors, rough-terrain forklifts, scrapers, trenchers, etc. (excl. parts).....			12/03	-	-	-	-	-	-	-	-
Misc. construction machinery and equipment.....	11	2J	12/05	-	-	-	-	-	-	-	-
Winches, aerial work platforms, and automotive wrecker hoists, including parts and attachments.....			12/05	-	-	-	-	-	-	-	-
Other construction machinery and equipment (excluding parts).....	11	2J03	12/03	-	-	-	-	-	-	-	-
Parts for construction machinery and equipment, sold separately.....			12/99	-	-	-	-	-	-	-	-
Parts for construction machinery and equipment, sold separately.....			12/99	-	-	-	-	-	-	-	-
Metalworking machinery and equipment.....	11	3		247.858	248.452	248.944	249.477	250.329	0.2	0.2	0.3
Power-driven handtools, including parts and attachments.....	11	32		-	-	-	-	-	-	-	-
Power-driven handtools, including parts and attachments.....	11	3211	12/04	-	-	-	-	-	-	-	-
Welding machines and equipment.....	11	33		-	-	-	-	-	-	-	-
Arc welding machines, components, and accessories, excluding electrodes and stud welding equip.....	11	3301		-	-	-	-	-	-	-	-
Resistance welders, components, accessories, and electrodes.....				-	-	-	-	-	-	-	-
Gas welding and cutting equipment, parts, attachments, and accessories.....	11	3304		-	-	-	-	-	-	-	-
Other welding equipment, components, and accessories (excluding arc, resistance, and gas).....			12/00	-	-	-	-	-	-	-	-
Industrial process furnaces and ovens.....	11	34		-	-	-	-	-	-	-	-

See footnotes at end of table.

Table 8. Producer price indexes and percentage changes for selected commodity and service groupings and individual items, seasonally adjusted — Continued
 [July 2024, Index base 1982=100, unless otherwise indicated]

Title	Commodity code		Other index base	Seasonally adjusted index ¹					Seasonally adjusted 1-month percent change ¹		
	Group code	Item code		Mar. 2024	Apr. 2024 ^P	May 2024 ^P	June 2024 ^P	July 2024 ^P	Apr. to May ^P	May to June ^P	June to July ^P
Industrial process furnaces and ovens, except parts and attachments.	11	3407	12/04	-	-	-	-	-	-	-	-
Parts and attachments for industrial process furnaces and ovens.			06/11	-	-	-	-	-	-	-	-
Cutting tools and accessories.	11	35		-	-	-	-	-	-	-	-
Small cutting tools.	11	3501		-	-	-	-	-	-	-	-
Other machine tool attachments and accessories.	11	3505	06/83	-	-	-	-	-	-	-	-
Abrasive products.	11	36		-	-	-	-	-	-	-	-
Nonmetallic sized grains, powders, and flour abrasives (incl. graded only). ...				-	-	-	-	-	-	-	-
Nonmetallic abrasive products (including diamond abrasives).	11	3603		-	-	-	-	-	-	-	-
Nonmetallic coated abrasive products and buffing wheels, polishing wheels, and laps.	11	3605		-	-	-	-	-	-	-	-
Metal cutting machine tools.	11	37		-	-	-	-	-	-	-	-
Other metal-cutting machine tools.			12/09	-	-	-	-	-	-	-	-
Metal machining centers.			12/09	-	-	-	-	-	-	-	-
Rebuilt metal-cutting machine tools and parts for metal-cutting machine tools.			12/02	-	-	-	-	-	-	-	-
Metal forming machine tools.	11	38		300.157	301.963	297.353	298.958	301.175	-1.5	0.5	0.7
Metal-forming machine tools (except rebuilt and parts).	11	3826	12/09	155.868	157.080	155.234	156.412	156.270	-1.2	0.8	-0.1
Rebuilt metal-forming machine tools and parts for metal-forming machine tools.			12/02	-	-	-	-	-	-	-	-
Tools, dies, jigs, fixtures & ind. molds.				-	-	-	-	-	-	-	-
Special tools, dies, jigs, and fixtures.				-	-	-	-	-	-	-	-
Industrial molds and mold boxes.				-	-	-	-	-	-	-	-
Metalworking machinery n. e. c.			06/83	-	-	-	-	-	-	-	-
Rolling mill and other metalworking machinery, including assembly machines.			09/23	-	-	-	-	-	-	-	-
General purpose machinery and equipment.	11	4		336.890	338.244	339.107	339.373	339.148	0.3	0.1	-0.1
Pumps, compressors, and equipment.	11	41		-	-	-	-	-	-	-	-
Industrial pumps, except hydraulic fluid power pumps.	11	4102		388.334	389.445	387.180	388.500	389.244	-0.6	0.3	0.2
Parts and attachments for air and gas compressors and vacuum pumps.	11	4107	06/84	-	-	-	-	-	-	-	-
Domestic water systems.	11	4113	12/03	-	-	-	-	-	-	-	-
Air and gas compressors and vacuum pumps.	11	4115	06/05	-	-	-	-	-	-	-	-
Other pumps, including parts and attachments.	11	4119	12/83	-	-	-	-	-	-	-	-
Elevators, escalators, and other lifts.	11	42		-	-	-	-	-	-	-	-
Elevators and moving stairways.				-	-	-	-	-	-	-	-
Parts and attachments for elevators and moving stairs (sold separately).	11	4202		-	-	-	-	-	-	-	-
Fluid power equipment.	11	43		-	-	-	-	-	-	-	-
Fluid power pumps and parts.	11	4301		-	-	-	-	-	-	-	-
Fluid power valves.	11	4302		-	-	-	-	-	-	-	-
Fluid power cylinders, actuators, accumulators, cushions, & parts.	11	4303		-	-	-	-	-	-	-	-
Fluid power hose and tube fittings.				-	-	-	-	-	-	-	-
Parts for fluid power valves.	11	4305	06/91	-	-	-	-	-	-	-	-
Industrial material handling equipment.	11	44		-	-	-	-	-	-	-	-
Conveying equipment, except parts and accessories.	11	4402		-	-	-	-	-	-	-	-
Industrial trucks, trailers, and stackers.	11	4403		-	-	-	-	-	-	-	-
Hoists, overhead cranes, and monorail systems.	11	4404		-	-	-	-	-	-	-	-
Parts and accessories for conveyors and conveying systems.			09/18	-	-	-	-	-	-	-	-
Mechanical power transmission equipment.	11	45		-	-	-	-	-	-	-	-
Speed changers, drives, gears.	11	4501		-	-	-	-	-	-	-	-
Other power transmission equipment.	11	4502	12/84	-	-	-	-	-	-	-	-
Scales and balances.	11	46		-	-	-	-	-	-	-	-
Vehicle and industrial scales.	11	4611	12/91	-	-	-	-	-	-	-	-
Retail, commercial, household, and mailing scales and balances.	11	4612	12/91	-	-	-	-	-	-	-	-
Parts, attachments, and accessories for scales and balances.	11	4613	12/91	-	-	-	-	-	-	-	-
Air purification equipment and industrial and commercial fans and blowers.	11	47		-	-	-	-	-	-	-	-
Fan, blower, air purification equipment.	11	4701		-	-	-	-	-	-	-	-
Air conditioning and refrigeration equip.	11	48		294.337	297.019	299.172	296.985	297.375	0.7	-0.7	0.1
Unitary air-conditioners, except air source heat pumps.				-	-	-	-	-	-	-	-
Commercial refrigeration equipment.	11	4803		-	-	-	-	-	-	-	-
All other miscellaneous refrigeration and air-conditioning equipment.	11	4806		-	-	-	-	-	-	-	-
Heat transfer equipment, including heat pumps.	11	4807	12/11	172.660	173.580	174.692	173.514	172.830	0.6	-0.7	-0.4
Parts and accessories for air conditioning and heat transfer equipment.	11	4809	12/89	-	-	-	-	-	-	-	-
Refrigeration condensing units.			01/19	-	-	-	-	-	-	-	-
Miscellaneous general purpose equipment.	11	49		372.223	372.833	373.597	375.236	374.165	0.2	0.4	-0.3
Metal valves, except fluid power.	11	4902	12/82	442.934	443.814	443.790	444.450	441.952	0.0	0.1	-0.6
Metal pipe fittings, flanges, and unions.			12/82	-	-	-	-	-	-	-	-
Ball and roller bearings.	11	4905		-	-	-	-	-	-	-	-
Industrial patterns.	11	4907	12/84	-	-	-	-	-	-	-	-
Filters and strainers.	11	4908	12/84	-	-	-	-	-	-	-	-
Other miscellaneous general purpose equipment.	11	4911	12/84	263.930	265.277	265.205	265.580	266.059	0.0	0.1	0.2

See footnotes at end of table.

Table 8. Producer price indexes and percentage changes for selected commodity and service groupings and individual items, seasonally adjusted — Continued
 [July 2024, Index base 1982=100, unless otherwise indicated]

Title	Commodity code		Other index base	Seasonally adjusted index ¹					Seasonally adjusted 1-month percent change ¹		
	Group code	Item code		Mar. 2024	Apr. 2024 ^P	May 2024 ^P	June 2024 ^P	July 2024 ^P	Apr. to May ^P	May to June ^P	June to July ^P
Electronic computers and computer equipment.			02/23	-	-	-	-	-	-	-	-
Electronic computers.			02/23	-	-	-	-	-	-	-	-
Electronic computers.			02/23	-	-	-	-	-	-	-	-
Computer storage devices.			12/04	-	-	-	-	-	-	-	-
Computer storage devices (except parts, attachments and accessories).			12/04	-	-	-	-	-	-	-	-
Computer peripheral equipment and parts.			12/98	-	-	-	-	-	-	-	-
Parts, attachments, and accessories for computer terminals and peripherals.			12/98	-	-	-	-	-	-	-	-
Computer terminals (including POS and funds-transfer devices) and other computer peripherals.			06/99	-	-	-	-	-	-	-	-
Special industry machinery and equipment.	11	6		282.873	283.282	284.432	285.141	285.523	0.4	0.2	0.1
Food products machinery.	11	61		-	-	-	-	-	-	-	-
Dairy and milk products plant machinery and equipment.				-	-	-	-	-	-	-	-
Commercial food products machinery (except packaging and cooking equipment).	11	6104		-	-	-	-	-	-	-	-
Industrial food products machinery for processing foods, beverages, & animal & fowl feed.	11	6105	12/83	-	-	-	-	-	-	-	-
Textile machinery and equipment.	11	62		-	-	-	-	-	-	-	-
Textile machinery (except parts, attachments, and accessories).	11	6212	06/86	-	-	-	-	-	-	-	-
Textile machinery parts and attachments.				-	-	-	-	-	-	-	-
Sawmill and woodworking machinery.	11	63		-	-	-	-	-	-	-	-
Sawmill and woodworking machinery.			12/04	-	-	-	-	-	-	-	-
Paper industries machinery.	11	64	06/82	-	-	-	-	-	-	-	-
Paper industries machinery.	11	6401	06/82	-	-	-	-	-	-	-	-
Printing trades machinery and equipment.				-	-	-	-	-	-	-	-
Other printing machinery and equipment.			12/82	-	-	-	-	-	-	-	-
Other special industry machinery.	11	66		262.157	262.472	265.095	266.710	267.494	1.0	0.6	0.3
Plastics and rubber working machinery.				-	-	-	-	-	-	-	-
Miscellaneous special industry machinery.	11	6606		256.453	256.811	259.790	261.625	262.516	1.2	0.7	0.3
Packing, packaging, and bottling machinery and parts.	11	67		-	-	-	-	-	-	-	-
Packing, packaging, and bottling machinery and parts.			06/06	-	-	-	-	-	-	-	-
Service industry machinery and parts.	11	68	06/82	-	-	-	-	-	-	-	-
Service industry machinery and parts.	11	6801	06/82	-	-	-	-	-	-	-	-
Electrical machinery and equipment.	11	7		136.936	136.984	137.125	137.152	137.274	0.1	0.0	0.1
Wiring devices.	11	71		-	-	-	-	-	-	-	-
Current-carrying wiring devices.	11	7101		-	-	-	-	-	-	-	-
Noncurrent-carrying wiring devices.				-	-	-	-	-	-	-	-
Integrating and measuring instruments.	11	72		-	-	-	-	-	-	-	-
Test equipment for electrical, radio, & communication circuits & motors.			12/83	-	-	-	-	-	-	-	-
Motors, generators, motor generator sets.	11	73		-	-	-	-	-	-	-	-
Fractional horsepower motors and generators.	11	7303	06/83	-	-	-	-	-	-	-	-
Integral horsepower motors and generators (excluding land transportation types).	11	7304	06/83	-	-	-	-	-	-	-	-
Parts and supplies for motors and generators.			06/83	-	-	-	-	-	-	-	-
Other motors and generators.	11	7311	06/06	-	-	-	-	-	-	-	-
Transformers and power regulators.	11	74		-	-	-	-	-	-	-	-
Power and distribution transformers, except parts.			12/99	-	-	-	-	-	-	-	-
Other transformers and parts for transformers.			12/99	-	-	-	-	-	-	-	-
Switchgear, switchboard, industrial controls equipment.	11	75		-	-	-	-	-	-	-	-
Industrial controls and related parts and accessories.	11	7507		-	-	-	-	-	-	-	-
Switchgear and switchboard apparatus.			06/05	-	-	-	-	-	-	-	-
Communications and related equipment and miscellaneous electronic systems & equipment.	11	76	12/85	136.479	136.205	136.450	136.737	136.990	0.2	0.2	0.2
Telephone and wireline data networking equipment.	11	7601	12/85	-	-	-	-	-	-	-	-
Other communications and related equipment, including broadcast and wireless.	11	7603	06/13	-	-	-	-	-	-	-	-
Electronic systems and equipment, n.e.c.			12/03	-	-	-	-	-	-	-	-
Search, detection, navigation & guidance systems and equipment.	11	7606	06/04	170.848	170.609	170.898	171.060	171.478	0.2	0.1	0.2
Electric lamp bulbs, tubes, and components.	11	77		-	-	-	-	-	-	-	-
Electric lamp bulbs, tubes, and components.			12/04	-	-	-	-	-	-	-	-
Electronic components and accessories.	11	78		68.573	68.793	68.691	68.178	68.152	-0.1	-0.7	0.0
Relays for electronic circuitry, industrial control overload, and switchgear type.	11	7821		-	-	-	-	-	-	-	-
Switches, mechanical, for electronic circuitry.	11	7822	06/82	-	-	-	-	-	-	-	-
Connectors for electronic circuitry.	11	7824		258.248	258.493	257.570	259.861	260.617	-0.4	0.9	0.3
Filters, crystals, and transducers.			06/82	-	-	-	-	-	-	-	-
Integrated circuit packages, including microprocessors.			06/05	-	-	-	-	-	-	-	-
Other semiconductor devices, incl. transistors, diodes, and semiconductor parts such as wafers.	11	7847	06/05	79.569	80.720	80.884	80.890	80.671	0.2	0.0	-0.3
Bare printed circuit boards.			12/00	-	-	-	-	-	-	-	-

See footnotes at end of table.

Table 8. Producer price indexes and percentage changes for selected commodity and service groupings and individual items, seasonally adjusted — Continued
 [July 2024, Index base 1982=100, unless otherwise indicated]

Title	Commodity code		Other index base	Seasonally adjusted index ¹					Seasonally adjusted 1-month percent change ¹		
	Group code	Item code		Mar. 2024	Apr. 2024 ^P	May 2024 ^P	June 2024 ^P	July 2024 ^P	Apr. to May ^P	May to June ^P	June to July ^P
Electronic coils, transformers, and other inductors.....	11	7853	06/82	-	-	-	-	-	-	-	-
Capacitors and resistors for electronic circuitry.....			12/22	-	-	-	-	-	-	-	-
Microwave components, electron tubes, and other electronic components, n.e.c.....			06/00	-	-	-	-	-	-	-	-
Printed circuit assemblies, loaded boards, modules and consumer external modems.....	11	7861	06/82	-	-	-	-	-	-	-	-
Miscellaneous electrical machinery and equipment.....				-	-	-	-	-	-	-	-
Storage batteries.....				-	-	-	-	-	-	-	-
Primary batteries.....				-	-	-	-	-	-	-	-
Carbon and graphite products.....	11	7903		-	-	-	-	-	-	-	-
X-ray and electromedical equipment.....	11	7905		-	-	-	-	-	-	-	-
Miscellaneous electrical industrial apparatus.....			12/85	-	-	-	-	-	-	-	-
All other electrical equipment and components, except industrial.....			12/06	-	-	-	-	-	-	-	-
Miscellaneous instruments.....	11	8		252.643	254.170	254.564	255.174	256.057	0.2	0.2	0.3
Automatic environmental controls for monitoring residential, commercial, and appliance use.....	11	81		-	-	-	-	-	-	-	-
Automatic environmental controls for monitoring residential, commercial, and appliance use.....	11	8105	12/03	-	-	-	-	-	-	-	-
Industrial process control instruments.....	11	82	06/83	298.952	300.280	300.340	301.228	301.968	0.0	0.3	0.2
Industrial process control instruments.....	11	8201	06/83	298.952	300.280	300.340	301.228	301.968	0.0	0.3	0.2
Fluid meters and counting devices.....	11	84	12/85	-	-	-	-	-	-	-	-
Fluid meters and counting devices.....	11	8401	12/85	-	-	-	-	-	-	-	-
Engineering and scientific instruments.....	11	85	12/85	286.518	293.284	294.491	295.709	296.485	0.4	0.4	0.3
Aeronautical, nautical, and navigational instruments.....	11	8501	12/85	321.498	328.133	328.669	329.573	329.609	0.2	0.3	0.0
Hospital beds and specialized hospital furniture.....			12/11	-	-	-	-	-	-	-	-
Measuring instruments and lenses.....	11	86	12/85	174.277	174.631	174.650	174.987	175.875	0.0	0.2	0.5
Sighting, tracking, and fire-control equipment, optical type.....	11	8601	12/85	-	-	-	-	-	-	-	-
All other miscellaneous optical instruments and lenses.....	11	8602	12/85	-	-	-	-	-	-	-	-
Laboratory analytical instruments.....	11	8603	12/85	186.625	186.496	186.322	186.605	187.483	-0.1	0.2	0.5
Measuring & controlling devices, n.e.c.....	11	89	06/85	-	-	-	-	-	-	-	-
Aircraft engine instruments.....			06/85	-	-	-	-	-	-	-	-
Nuclear radiation detection & monitoring instruments.....	11	8904	06/85	-	-	-	-	-	-	-	-
Physical properties and kinematic testing equipment.....			06/04	-	-	-	-	-	-	-	-
Commercial, geophysical, meteorological, surveying, drafting & general-purpose instruments.....			06/04	-	-	-	-	-	-	-	-
Miscellaneous machinery.....	11	9		-	-	-	-	-	-	-	-
Oil field and gas field machinery.....	11	91		-	-	-	-	-	-	-	-
Oil and gas field drilling, surveying, and cementing machinery (except parts sold separately).....	11	9102		-	-	-	-	-	-	-	-
Oil field and gas field production machinery (except pumps and parts sold separately).....				-	-	-	-	-	-	-	-
Parts and attachments for oil and gas field machinery and equipment.....			12/10	-	-	-	-	-	-	-	-
Mining machinery and equipment.....	11	92		-	-	-	-	-	-	-	-
Mining machinery and equipment (except parts sold separately).....			09/19	-	-	-	-	-	-	-	-
Parts and attachments for mining machinery and equipment (sold separately).....	11	9253		-	-	-	-	-	-	-	-
Internal combustion engines.....	11	94		-	-	-	-	-	-	-	-
Diesel, semidiesel, and dual-fuel engines (except automotive).....	11	9407	12/82	-	-	-	-	-	-	-	-
Diesel, semidiesel, and dual-fuel engines for automobiles, trucks, and buses.....	11	9408	12/82	-	-	-	-	-	-	-	-
Parts & accessories for internal combustion engines, ex. aircraft & gasoline automotive engines.....	11	9413		249.066	252.159	252.179	252.632	253.416	0.0	0.2	0.3
Machine shop products.....	11	95		-	-	-	-	-	-	-	-
Machine shop products.....			06/84	-	-	-	-	-	-	-	-
Turbines and turbine generator sets.....			06/87	-	-	-	-	-	-	-	-
Turbines and turbine generator sets (excluding parts).....			06/87	-	-	-	-	-	-	-	-
Parts & accessories for turbines, turbine generators, and turbine generator sets.....			09/15	-	-	-	-	-	-	-	-
Parts & accessories for turbines, turbine generators, and turbine generator sets.....			09/15	-	-	-	-	-	-	-	-
Household furniture.....	12	1		-	-	-	-	-	-	-	-
Metal household furniture.....	12	11		-	-	-	-	-	-	-	-
Metal household furniture.....				-	-	-	-	-	-	-	-
Wood household furniture (nonupholstered).....	12	12		-	-	-	-	-	-	-	-
Wood household furniture (nonupholstered).....			12/22	-	-	-	-	-	-	-	-
Upholstered household furniture.....	12	13		-	-	-	-	-	-	-	-
Upholstered household furniture.....	12	1301		-	-	-	-	-	-	-	-
Bedding.....	12	14		-	-	-	-	-	-	-	-
Bedding.....				-	-	-	-	-	-	-	-
Metal porch, lawn, outdoor & casual furniture.....	12	15		-	-	-	-	-	-	-	-

See footnotes at end of table.

Table 8. Producer price indexes and percentage changes for selected commodity and service groupings and individual items, seasonally adjusted — Continued
 [July 2024, Index base 1982=100, unless otherwise indicated]

Title	Commodity code		Other index base	Seasonally adjusted index ¹					Seasonally adjusted 1-month percent change ¹		
	Group code	Item code		Mar. 2024	Apr. 2024 ^P	May 2024 ^P	June 2024 ^P	July 2024 ^P	Apr. to May ^P	May to June ^P	June to July ^P
Porch and lawn furniture.....	12	1501		-	-	-	-	-	-	-	-
Commercial furniture.....	12	2		-	-	-	-	-	-	-	-
Wood office furniture and store fixtures.....	12	21		-	-	-	-	-	-	-	-
Wood office furniture and store fixtures.....				-	-	-	-	-	-	-	-
Nonwood furniture and store fixtures.....	12	22		-	-	-	-	-	-	-	-
Nonwood commercial storage units, files, and tables.....				-	-	-	-	-	-	-	-
Nonwood commercial furniture.....				-	-	-	-	-	-	-	-
Nonwood partitions and fixtures.....			12/83	-	-	-	-	-	-	-	-
Public building furniture.....			12/84	-	-	-	-	-	-	-	-
Public building furniture.....			12/84	-	-	-	-	-	-	-	-
Commercial furniture and fixtures, n.e.c.....	12	24	12/85	-	-	-	-	-	-	-	-
Commercial furniture and fixtures, n.e.c.....	12	2401	12/85	-	-	-	-	-	-	-	-
Floor coverings.....	12	3		-	-	-	-	-	-	-	-
Carpets and rugs.....	12	31		-	-	-	-	-	-	-	-
Carpet and rugs.....				-	-	-	-	-	-	-	-
Resilient floor coverings.....	12	32		-	-	-	-	-	-	-	-
Resilient floor coverings.....	12	3201		-	-	-	-	-	-	-	-
Household appliances.....	12	4		-	-	-	-	-	-	-	-
Major appliances.....	12	41		-	-	-	-	-	-	-	-
Household cooking appliances.....				-	-	-	-	-	-	-	-
Household refrigeration equipment.....				-	-	-	-	-	-	-	-
Other major household appliances including room air-conditioners.....	12	4104		-	-	-	-	-	-	-	-
Household vacuum cleaners, including parts and attachments.....	12	43		-	-	-	-	-	-	-	-
Household vacuum cleaners and other floor care machines (including parts and attachments).....	12	4301		-	-	-	-	-	-	-	-
Electric housewares and fans.....	12	44		-	-	-	-	-	-	-	-
Parts and attachments for small electric household appliances, including fan parts.....			12/82	-	-	-	-	-	-	-	-
Small electric household appliances, including fans.....			05/21	-	-	-	-	-	-	-	-
Portable residential lighting fixtures, including parts and accessories.....	12	45		-	-	-	-	-	-	-	-
Portable residential lighting fixtures, including parts and accessories.....				-	-	-	-	-	-	-	-
Home electronic equipment.....	12	5		-	-	-	-	-	-	-	-
Speakers and commercial sound equipment.....	12	57	12/03	-	-	-	-	-	-	-	-
Speakers and commercial sound equipment.....	12	5707	12/03	-	-	-	-	-	-	-	-
Other home electronic equipment.....			06/04	-	-	-	-	-	-	-	-
Other home electronic equipment, including television receivers and automotive A/V equipment.....			01/17	-	-	-	-	-	-	-	-
Other household durable goods.....	12	6		-	-	-	-	-	-	-	-
Vitreous china, fine earthenware, and other pottery products.....	12	61		-	-	-	-	-	-	-	-
Vitreous china, porcelain, and earthenware table and kitchenware and other pottery products.....	12	6101		-	-	-	-	-	-	-	-
Mirrors (decorated and undecorated).....				-	-	-	-	-	-	-	-
Mirrors (decorated and undecorated), made from purchased glass.....				-	-	-	-	-	-	-	-
Lawn/garden equipment.....	12	66		-	-	-	-	-	-	-	-
Parts and attachments for consumer lawn, garden, and snow equipment.....			12/82	-	-	-	-	-	-	-	-
Consumer lawn, garden, and snow equipment.....			05/18	-	-	-	-	-	-	-	-
Cutlery, flatware (except precious), razors and razor blades.....	12	67		-	-	-	-	-	-	-	-
Cutlery, flatware (except precious), razors and razor blades.....	12	6701		-	-	-	-	-	-	-	-
Metal kitchen utensil, pots, and pans.....				-	-	-	-	-	-	-	-
Metal kitchen utensil, pots, and pans.....				-	-	-	-	-	-	-	-
Window shades, blinds, and accessories.....	12	69	06/84	-	-	-	-	-	-	-	-
Window shades, blinds, and accessories.....	12	6901	06/84	-	-	-	-	-	-	-	-
Glass.....				-	-	-	-	-	-	-	-
Flat glass.....	13	11		-	-	-	-	-	-	-	-
Specialty glass.....	13	1107		-	-	-	-	-	-	-	-
Flat glass (float, sheet, and plate process).....			12/22	-	-	-	-	-	-	-	-
Other finished glassware.....	13	13	06/83	-	-	-	-	-	-	-	-
Pressed and blown glassware.....	13	1301	06/83	-	-	-	-	-	-	-	-
Concrete ingredients and related products.....	13	2		427.434	428.606	429.510	430.138	431.841	0.2	0.1	0.4
Construction sand, gravel, and crushed stone.....	13	21		484.247	486.553	486.650	487.318	489.655	0.0	0.1	0.5
Construction sand, gravel and crushed stone.....	13	2101		484.247	486.553	486.650	487.318	489.655	0.0	0.1	0.5
Cement, hydraulic.....	13	22		351.341	350.443	352.950	353.549	354.172	0.7	0.2	0.2
Cement, hydraulic.....	13	2201		351.341	350.443	352.950	353.549	354.172	0.7	0.2	0.2
Concrete products.....	13	3		385.205	382.352	383.217	383.419	383.500	0.2	0.1	0.0
Concrete block and brick.....	13	31		375.932	376.064	378.468	383.330	383.437	0.6	1.3	0.0
Structural concrete block.....	13	3111		-	-	-	-	-	-	-	-

See footnotes at end of table.

Table 8. Producer price indexes and percentage changes for selected commodity and service groupings and individual items, seasonally adjusted — Continued
 [July 2024, Index base 1982=100, unless otherwise indicated]

Title	Commodity code		Other index base	Seasonally adjusted index ¹					Seasonally adjusted 1-month percent change ¹		
	Group code	Item code		Mar. 2024	Apr. 2024 ^P	May 2024 ^P	June 2024 ^P	July 2024 ^P	Apr. to May ^P	May to June ^P	June to July ^P
Decorative concrete block.....	13	3121		330.140	330.417	332.196	336.301	335.673	0.5	1.2	-0.2
Concrete brick.....				-	-	-	-	-	-	-	-
Concrete pavers.....	13	3141		315.715	313.707	315.018	315.296	317.547	0.4	0.1	0.7
Concrete pipe.....				-	-	-	-	-	-	-	-
Concrete pipe.....				-	-	-	-	-	-	-	-
Ready-mix concrete.....	13	33		385.329	381.277	382.899	382.291	382.433	0.4	-0.2	0.0
Ready-mix concrete.....	13	3301		385.329	381.277	382.899	382.291	382.433	0.4	-0.2	0.0
Precast concrete products.....	13	34		394.214	392.940	392.047	392.588	392.117	-0.2	0.1	-0.1
Precast concrete products.....	13	3401		394.214	392.940	392.047	392.588	392.117	-0.2	0.1	-0.1
Prestressed concrete products.....				-	-	-	-	-	-	-	-
Prestressed concrete products.....				-	-	-	-	-	-	-	-
Clay construction products ex. refractories.....	13	4		-	-	-	-	-	-	-	-
Brick and structural clay tile.....	13	42	12/84	-	-	-	-	-	-	-	-
Building or common brick.....	13	4201	12/84	-	-	-	-	-	-	-	-
Glazed brick and other brick (paving, floor, and sewer).....	13	4202	12/84	-	-	-	-	-	-	-	-
Clay floor and wall tile, glazed and unglazed.....	13	44		-	-	-	-	-	-	-	-
Clay floor and wall tile, glazed and unglazed (including quarry tile and ceramic mosaic tile).....				-	-	-	-	-	-	-	-
Structural clay products, n.e.c.....	13	45		-	-	-	-	-	-	-	-
Structural clay products, n.e.c.....	13	4501		-	-	-	-	-	-	-	-
Refractories.....	13	5		-	-	-	-	-	-	-	-
Clay refractories.....	13	52		-	-	-	-	-	-	-	-
Clay refractories.....	13	5201		-	-	-	-	-	-	-	-
Nonclay refractories.....	13	53		-	-	-	-	-	-	-	-
Nonclay refractories (excluding dead-burned magnesia).....	13	5301		-	-	-	-	-	-	-	-
Asphalt felts and coatings.....	13	6		-	-	-	-	-	-	-	-
Prepared asphalt and tar roofing and siding products.....	13	61		-	-	-	-	-	-	-	-
Prepared asphalt and tar roofing and siding products.....	13	6101		-	-	-	-	-	-	-	-
Roofing asphalts, pitches, coatings, and cement.....	13	62		-	-	-	-	-	-	-	-
Roofing asphalts, pitches, coatings, and cement.....	13	6201		-	-	-	-	-	-	-	-
Gypsum products.....	13	7		470.099	468.139	476.468	474.236	476.161	1.8	-0.5	0.4
Gypsum products.....	13	71		470.099	468.139	476.468	474.236	476.161	1.8	-0.5	0.4
Gypsum products.....	13	7101		470.099	468.139	476.468	474.236	476.161	1.8	-0.5	0.4
Glass containers.....	13	8		280.797	279.964	281.417	282.975	295.450	0.5	0.6	4.4
Glass containers.....	13	81		280.797	279.964	281.417	282.975	295.450	0.5	0.6	4.4
Glass containers (including value of packaging).....	13	8101		280.797	279.964	281.417	282.975	295.450	0.5	0.6	4.4
Other nonmetallic minerals.....	13	9		328.320	327.374	328.164	328.559	329.184	0.2	0.1	0.2
Insulation materials.....	13	92		-	-	-	-	-	-	-	-
Mineral wool for thermal and acoustical envelope insulation.....	13	9201		-	-	-	-	-	-	-	-
Mineral wool for industrial, equipment, and appliance insulation.....				-	-	-	-	-	-	-	-
Paving mixtures and blocks.....	13	94		407.186	407.360	402.646	402.208	404.177	-1.2	-0.1	0.5
Paving mixtures and blocks.....	13	9401		407.186	407.360	402.646	402.208	404.177	-1.2	-0.1	0.5
Cut stone and stone products.....			12/84	-	-	-	-	-	-	-	-
Cut stone and stone products.....			12/84	-	-	-	-	-	-	-	-
Gaskets, packing, and sealing devices.....	13	98	12/85	-	-	-	-	-	-	-	-
Gaskets and gasketing material.....	13	9801	12/85	-	-	-	-	-	-	-	-
Packing and sealing.....	13	9802	12/85	-	-	-	-	-	-	-	-
Nonmetallic minerals and products, n.e.c.....	13	99	06/82	-	-	-	-	-	-	-	-
Clay and stone mining and quarrying.....	13	9902	06/84	-	-	-	-	-	-	-	-
All other nonmetallic mineral products.....	13	9903	12/85	242.947	242.550	246.448	246.824	246.487	1.6	0.2	-0.1
Motor vehicles and equipment.....	14	1		170.756	170.779	170.543	170.599	170.979	-0.1	0.0	0.2
Motor vehicles.....	14	11		172.668	172.543	172.155	172.113	172.351	-0.2	0.0	0.1
Passenger cars and chassis.....	14	1101		138.589	138.865	138.396	139.154	138.832	-0.3	0.5	-0.2
Motorcycles, including three-wheel motorbikes, motorscooters, mopeds, and parts.....	14	1104		-	-	-	-	-	-	-	-
Trucks, truck tractors, & bus chassis 14,000 lb or less, incl. minivans & suvs.....	14	1105		201.919	201.624	201.123	200.811	201.271	-0.2	-0.2	0.2
Trucks, over 14,000 lbs GVW.....	14	1106		-	-	-	-	-	-	-	-
Motor vehicles parts.....	14	12		-	-	-	-	-	-	-	-
Motor vehicles parts.....			12/03	-	-	-	-	-	-	-	-
Truck and bus bodies.....	14	13	12/82	-	-	-	-	-	-	-	-
Truck and bus bodies sold separately.....	14	1301	12/82	-	-	-	-	-	-	-	-
Complete vehicles on purchased chassis.....			12/82	-	-	-	-	-	-	-	-
Truck trailers.....	14	14		-	-	-	-	-	-	-	-
Truck trailers.....	14	1406	12/86	-	-	-	-	-	-	-	-
Motor homes, built on purchased chassis.....	14	15	06/84	-	-	-	-	-	-	-	-
Motor homes, built on purchased chassis.....	14	1501	06/84	-	-	-	-	-	-	-	-

See footnotes at end of table.

Table 8. Producer price indexes and percentage changes for selected commodity and service groupings and individual items, seasonally adjusted — Continued
 [July 2024, Index base 1982=100, unless otherwise indicated]

Title	Commodity code		Other index base	Seasonally adjusted index ¹					Seasonally adjusted 1-month percent change ¹		
	Group code	Item code		Mar. 2024	Apr. 2024 ^P	May 2024 ^P	June 2024 ^P	July 2024 ^P	Apr. to May ^P	May to June ^P	June to July ^P
Travel trailers and campers.....	14	16	06/84	-	-	-	-	-	-	-	-
Travel trailers.....	14	1601	06/84	-	-	-	-	-	-	-	-
Camping trailers, campers, pick-up covers, and parts.....	14	1602	06/84	-	-	-	-	-	-	-	-
Aircraft and aircraft equipment.....	14	2		316.050	317.075	317.512	318.155	319.254	0.1	0.2	0.3
Aircraft.....	14	21		353.690	354.165	354.601	355.164	356.386	0.1	0.2	0.3
Civilian aircraft.....	14	2102	12/85	339.280	339.924	340.515	340.875	341.885	0.2	0.1	0.3
Military aircraft.....			06/13	-	-	-	-	-	-	-	-
Aircraft engine and engine parts.....	14	23	12/85	258.791	259.100	259.808	260.345	261.190	0.3	0.2	0.3
Aircraft engine and engine parts.....	14	2301	12/85	258.791	259.100	259.808	260.345	261.190	0.3	0.2	0.3
Other aircraft parts and equipment.....	14	25	06/85	211.094	213.547	213.679	214.420	215.209	0.1	0.3	0.4
Other aircraft parts and equipment.....	14	2501	06/85	211.094	213.547	213.679	214.420	215.209	0.1	0.3	0.4
Ships and boats.....	14	3		311.219	311.973	312.307	312.921	314.364	0.1	0.2	0.5
Ships.....	14	31	12/85	-	-	-	-	-	-	-	-
Military self-propelled ships, new construction.....			06/96	-	-	-	-	-	-	-	-
Nonmilitary self-propelled ships, new construction.....			06/96	-	-	-	-	-	-	-	-
Boats.....	14	32		359.745	360.813	362.748	362.053	364.374	0.5	-0.2	0.6
Outboard motorboats, including commercial and military (except sailboats and lifeboats).....	14	3201		411.487	413.032	415.393	414.093	416.162	0.6	-0.3	0.5
Inboard motorboats, including commercial and military (except sailboats and lifeboats).....	14	3202		-	-	-	-	-	-	-	-
Inboard-outdrive boats, including commercial and military (except sailboats and lifeboats).....	14	3203		293.831	293.471	294.490	295.170	293.197	0.3	0.2	-0.7
All other boats (excluding military and commercial).....				-	-	-	-	-	-	-	-
Railroad equipment.....	14	4		-	-	-	-	-	-	-	-
Railroad cars and locomotives.....			05/22	-	-	-	-	-	-	-	-
Railroad cars and locomotives.....			05/22	-	-	-	-	-	-	-	-
Railway maintenance of way equipment and parts.....			05/22	-	-	-	-	-	-	-	-
Railway maintenance of way equipment and parts.....				-	-	-	-	-	-	-	-
Transportation equipment, n.e.c.....			06/85	-	-	-	-	-	-	-	-
Transportation equipment, n.e.c.....			06/85	-	-	-	-	-	-	-	-
Other transportation equipment, incl. golf carts, vehicle trailers, and all-terrain vehicles.....			06/85	-	-	-	-	-	-	-	-
Toys, sporting goods, small arms, etc.....	15	1		220.683	221.276	221.062	220.540	221.471	-0.1	-0.2	0.4
Toys, games, and children's vehicles.....	15	11		-	-	-	-	-	-	-	-
Toys, games, and children's vehicles.....	15	1101		-	-	-	-	-	-	-	-
Sporting and athletic goods.....	15	12		-	-	-	-	-	-	-	-
Sporting and athletic goods.....	15	1201		-	-	-	-	-	-	-	-
Small arms and ammunition.....	15	13		317.722	317.805	317.659	317.457	320.963	0.0	-0.1	1.1
Small arms.....	15	1301		-	-	-	-	-	-	-	-
Small arms ammunition.....	15	1302		435.712	435.865	435.052	433.698	446.707	-0.2	-0.3	3.0
Tobacco products, incl. stemmed & redried.....	15	2		-	-	-	-	-	-	-	-
Cigarettes, excluding electronic.....	15	21		-	-	-	-	-	-	-	-
Cigarettes, excluding electronic.....	15	2101		-	-	-	-	-	-	-	-
Stemmed and redried tobacco.....	15	24	06/84	-	-	-	-	-	-	-	-
Stemmed and redried tobacco.....	15		06/84	-	-	-	-	-	-	-	-
Other tobacco products.....	15	25	12/05	-	-	-	-	-	-	-	-
Other tobacco products.....	15	2501	12/05	-	-	-	-	-	-	-	-
Notions.....	15	3		-	-	-	-	-	-	-	-
Fasteners, zippers, buttons, needles, pins, and buckles.....	15	32		-	-	-	-	-	-	-	-
Fasteners, zippers, buttons, needles, pins, and buckles.....				-	-	-	-	-	-	-	-
Photographic equipment and supplies.....	15	4		-	-	-	-	-	-	-	-
Photographic supplies.....	15	42		-	-	-	-	-	-	-	-
Photographic supplies.....			12/83	-	-	-	-	-	-	-	-
Mobile homes.....	15	5		478.732	478.334	477.745	475.708	476.683	-0.1	-0.4	0.2
Manufactured homes (mobile homes), all sizes (incl. multisection).....	15	53		491.056	490.624	490.016	487.959	488.940	-0.1	-0.4	0.2
Manufactured mobile homes and nonresidential mobile buildings.....	15	5303	12/86	459.989	459.620	459.014	457.096	458.011	-0.1	-0.4	0.2
Medical, surgical & personal aid devices.....	15	6		203.880	204.611	204.908	205.387	205.321	0.1	0.2	0.0
Surgical and medical instruments.....	15	62	06/82	154.442	154.544	154.448	155.083	155.188	-0.1	0.4	0.1
Surgical and medical instruments.....	15	6201	06/82	154.442	154.544	154.448	155.083	155.188	-0.1	0.4	0.1
Medical and surgical appliances and supplies.....	15	63	06/83	-	-	-	-	-	-	-	-
Medical and surgical appliances and supplies.....	15	6301	06/83	-	-	-	-	-	-	-	-
Ophthalmic goods.....	15	64	12/83	-	-	-	-	-	-	-	-
Ophthalmic goods.....	15	6401	12/83	-	-	-	-	-	-	-	-
Dental equipment and supplies.....	15	65	06/85	-	-	-	-	-	-	-	-
Dental equipment and supplies.....	15	6501	06/85	-	-	-	-	-	-	-	-

See footnotes at end of table.

Table 8. Producer price indexes and percentage changes for selected commodity and service groupings and individual items, seasonally adjusted — Continued
 [July 2024, Index base 1982=100, unless otherwise indicated]

Title	Commodity code		Other index base	Seasonally adjusted index ¹					Seasonally adjusted 1-month percent change ¹		
	Group code	Item code		Mar. 2024	Apr. 2024 ^P	May 2024 ^P	June 2024 ^P	July 2024 ^P	Apr. to May ^P	May to June ^P	June to July ^P
Other industrial safety equipment.....	15	7		-	-	-	-	-	-	-	-
Personal safety equipment and clothing.....	15	71		-	-	-	-	-	-	-	-
Personal safety equipment and clothing.....			06/04	-	-	-	-	-	-	-	-
Other miscellaneous products.....	15	9		256.852	257.957	260.606	260.189	263.410	1.0	-0.2	1.2
Burial caskets.....	15	91		509.012	511.801	513.168	515.524	517.490	0.3	0.5	0.4
Burial caskets.....	15	9101		509.012	511.801	513.168	515.524	517.490	0.3	0.5	0.4
Musical instruments.....	15	93		-	-	-	-	-	-	-	-
Musical instruments.....	15	9301		-	-	-	-	-	-	-	-
Jewelry and jewelry products.....				-	-	-	-	-	-	-	-
Jewelry (gold and platinum) and silverware.....				-	-	-	-	-	-	-	-
Costume jewelry and novelties.....				-	-	-	-	-	-	-	-
All other jewelry and personal goods (excluding costume).....			06/07	-	-	-	-	-	-	-	-
Jewelers' material and lapidary work.....			12/08	-	-	-	-	-	-	-	-
Pens, pencils, and marking devices.....	15	95		-	-	-	-	-	-	-	-
Pens, markers, mechanical pencils, and associated parts.....	15	9502	12/85	-	-	-	-	-	-	-	-
Lead pencils, art goods, office supplies and small office equipment, excluding paper.....	15	9503	12/85	-	-	-	-	-	-	-	-
Marking devices.....			12/85	-	-	-	-	-	-	-	-
Brooms and brushes.....	15	97		-	-	-	-	-	-	-	-
Brooms, brushes and mops.....	15	9705	12/85	-	-	-	-	-	-	-	-
Miscellaneous products, n.e.c.....	15	9A	12/85	-	-	-	-	-	-	-	-
Candles.....			12/85	-	-	-	-	-	-	-	-
Signs and advertising displays.....			12/85	-	-	-	-	-	-	-	-
All other miscellaneous fabricated products and recyclable materials.....			12/85	-	-	-	-	-	-	-	-
Reproduction of audio and video media and software.....			12/03	-	-	-	-	-	-	-	-
Reproduction of audio and video media and software.....			12/03	-	-	-	-	-	-	-	-
Services²											
Transportation of freight and mail.....	30	1	06/09	164.455	165.451	165.860	165.638	166.519	0.2	-0.1	0.5
Rail transportation of freight and mail.....	30	11	12/08	-	-	-	-	-	-	-	-
Rail transportation of freight and mail.....	30	1101	12/08	-	-	-	-	-	-	-	-
Truck transportation of freight.....	30	12	06/09	-	-	-	-	-	-	-	-
Local motor carrying.....	30	1201	06/09	-	-	-	-	-	-	-	-
Long-distance motor carrying.....	30	1202	06/09	-	-	-	-	-	-	-	-
Water transportation of freight.....			06/09	-	-	-	-	-	-	-	-
Deep sea water transportation of freight.....			12/08	-	-	-	-	-	-	-	-
Coastal and intercoastal water transportation of freight.....			12/08	-	-	-	-	-	-	-	-
Great Lakes-St Lawrence Seaway water transportation of freight.....	30	1303	12/08	-	-	-	-	-	-	-	-
Inland waterways transportation of freight.....			12/08	-	-	-	-	-	-	-	-
Air transportation of freight.....			12/08	-	-	-	-	-	-	-	-
Air transportation of freight.....			12/08	-	-	-	-	-	-	-	-
Courier, messenger, and U.S. postal services.....	30	16	06/09	191.805	192.383	193.170	193.203	193.971	0.4	0.0	0.4
U.S. Postal Service.....	30	1601	06/89	-	-	-	-	-	-	-	-
Courier and messenger services, except air.....	30	1602	04/09	210.156	211.054	212.378	213.339	213.920	0.6	0.5	0.3
Air mail and package delivery services, excluding by USPS.....	30	1603	04/09	244.865	246.118	247.620	245.910	248.772	0.6	-0.7	1.2
Pipeline transportation.....			05/22	-	-	-	-	-	-	-	-
Pipeline transportation of petroleum products.....	30	1701	12/08	200.412	203.749	203.294	202.906	199.099	-0.2	-0.2	-1.9
Pipeline transportation of natural gas.....			05/22	-	-	-	-	-	-	-	-
Transportation of passengers (partial).....	30	2	06/09	152.276	146.868	141.156	141.722	141.507	-3.9	0.4	-0.2
Rail transportation of passengers.....	30	21	12/08	133.633	133.573	133.539	133.376	133.404	0.0	-0.1	0.0
Rail transportation of passengers.....	30	2101	12/08	133.633	133.573	133.539	133.376	133.404	0.0	-0.1	0.0
Airline passenger services.....	30	22	12/08	140.513	135.471	130.144	130.673	130.472	-3.9	0.4	-0.2
Airline passenger services.....	30	2201	12/08	140.513	135.471	130.144	130.673	130.472	-3.9	0.4	-0.2
Services related to water transportation.....	31	1	06/09	-	-	-	-	-	-	-	-
Towing, tugging, docking, and related services.....	31	11	03/09	-	-	-	-	-	-	-	-
Towing, tugging, docking and related services.....	31	1101	03/09	-	-	-	-	-	-	-	-
Operation of port waterfront terminals.....			12/08	-	-	-	-	-	-	-	-
Operation of port waterfront terminals.....			12/08	-	-	-	-	-	-	-	-
Marine cargo handling.....	31	13	12/08	134.308	134.530	134.948	135.093	135.092	0.3	0.1	0.0
Marine cargo handling.....	31	1301	12/08	134.308	134.530	134.948	135.093	135.092	0.3	0.1	0.0
Services related to air transportation.....	31	2	04/09	146.361	144.734	146.536	147.249	147.932	1.2	0.5	0.5
Other airport operations, excluding aircraft maintenance and repair.....	31	21	04/09	146.361	144.734	146.536	147.249	147.932	1.2	0.5	0.5
Other airport operations, excluding aircraft maintenance and repair.....	31	2101	04/09	146.361	144.734	146.536	147.249	147.932	1.2	0.5	0.5
Other services related to transportation activities (partial).....			06/09	-	-	-	-	-	-	-	-
Arrangement of freight and cargo.....			12/08	-	-	-	-	-	-	-	-
Arrangement of freight and cargo.....			12/08	-	-	-	-	-	-	-	-
Freight forwarding.....			12/08	-	-	-	-	-	-	-	-

See footnotes at end of table.

Table 8. Producer price indexes and percentage changes for selected commodity and service groupings and individual items, seasonally adjusted — Continued
 [July 2024, Index base 1982=100, unless otherwise indicated]

Title	Commodity code		Other index base	Seasonally adjusted index ¹					Seasonally adjusted 1-month percent change ¹		
	Group code	Item code		Mar. 2024	Apr. 2024 ^P	May 2024 ^P	June 2024 ^P	July 2024 ^P	Apr. to May ^P	May to June ^P	June to July ^P
Freight forwarding.....			12/08	-	-	-	-	-	-	-	-
Warehousing, storage, and related services.....			12/08	-	-	-	-	-	-	-	-
Warehousing, storage, and related services.....			12/08	-	-	-	-	-	-	-	-
Warehousing, storage, and related services.....			12/08	-	-	-	-	-	-	-	-
Book, periodical, and newspaper publishing sales and subscriptions.....	33	1	06/09	156.872	157.024	157.737	159.254	160.128	0.5	1.0	0.5
Sales of books.....	33	11		506.858	507.333	510.992	511.371	516.619	0.7	0.1	1.0
Sales of textbooks.....	33	1101		-	-	-	-	-	-	-	-
Sales of technical, scientific, and professional books.....	33	1102		856.661	859.255	865.527	867.727	879.612	0.7	0.3	1.4
Sales of religious books.....				-	-	-	-	-	-	-	-
Sales of general adult and juvenile books.....				-	-	-	-	-	-	-	-
Sales of general reference books.....				-	-	-	-	-	-	-	-
Sales and subscriptions of periodicals and newspapers.....	33	12	06/09	151.202	151.354	151.665	154.378	154.551	0.2	1.8	0.1
Sales and subscriptions of periodicals.....			06/07	-	-	-	-	-	-	-	-
Newspaper subscription and single copy sales.....	33	1202		610.326	611.152	613.275	631.734	632.698	0.3	3.0	0.2
Greeting card publishing sales.....			12/85	-	-	-	-	-	-	-	-
Greeting card publishing sales.....			12/85	-	-	-	-	-	-	-	-
Greeting card publishing sales.....			12/85	-	-	-	-	-	-	-	-
Calendars, yearbooks, and other miscellaneous publishing sales.....			12/89	-	-	-	-	-	-	-	-
Calendars, yearbooks, and other miscellaneous publishing sales.....			12/89	-	-	-	-	-	-	-	-
Calendars, yearbooks, and other miscellaneous publishing sales.....			12/89	-	-	-	-	-	-	-	-
Directory, mailing list, and related compilations publishing sales.....			12/22	-	-	-	-	-	-	-	-
Directory, mailing list, and related compilations publishing sales.....			12/22	-	-	-	-	-	-	-	-
Directory, mailing list, and related compilations publishing sales.....			12/22	-	-	-	-	-	-	-	-
System software publishing.....			05/22	-	-	-	-	-	-	-	-
System software publishing.....			05/22	-	-	-	-	-	-	-	-
System software publishing.....			05/22	-	-	-	-	-	-	-	-
Application software publishing.....			06/09	-	-	-	-	-	-	-	-
Application software publishing.....			06/09	-	-	-	-	-	-	-	-
Desktop and portable device application software publishing.....			12/08	-	-	-	-	-	-	-	-
Application software publishing, cross-industry, vertical market, utilities, and other.....			12/08	-	-	-	-	-	-	-	-
Application software publishing, game software.....	34	2104	12/13	-	-	-	-	-	-	-	-
Affiliate agreements, programming sales, and retransmission fees for cable and broadcast tv.....	35	1	06/09	159.732	160.121	160.118	161.175	161.588	0.0	0.7	0.3
Affiliate agreements, programming sales, and retransmission fees for cable and broadcast tv.....	35	11	06/09	159.732	160.121	160.118	161.175	161.588	0.0	0.7	0.3
Affiliate agreements, programming sales, and retransmission fees for cable and broadcast tv.....	35	1101	12/08	162.676	163.075	163.090	164.182	164.589	0.0	0.7	0.2
Affiliate agreements, programming sales, and retransmission fees for radio.....			06/09	-	-	-	-	-	-	-	-
Affiliate agreements, programming sales, and retransmission fees for radio.....			06/09	-	-	-	-	-	-	-	-
Affiliate agreements, programming sales, and network compensation for radio.....			12/08	-	-	-	-	-	-	-	-
Advertising space sales in periodicals, newspapers, directories, and mailing lists.....	36	1	06/09	-	-	-	-	-	-	-	-
Advertising space sales in periodicals and newspapers.....	36	11	06/09	-	-	-	-	-	-	-	-
Advertising space sales in periodicals.....	36	1101		-	-	-	-	-	-	-	-
Advertising space sales in newspapers.....	36	1102		-	-	-	-	-	-	-	-
Advertising space sales in directories and mailing lists.....	36	12	12/08	-	-	-	-	-	-	-	-
Print advertising space sales in directories and mailing lists.....	36	1201	12/08	-	-	-	-	-	-	-	-
Television advertising time sales.....	36	2	06/09	80.212	81.551	81.370	80.248	80.293	-0.2	-1.4	0.1
Television advertising time sales.....	36	21	06/09	80.212	81.551	81.370	80.248	80.293	-0.2	-1.4	0.1
Broadcast and network television advertising time sales.....	36	2101	12/08	77.181	76.784	73.983	76.191	76.479	-3.6	3.0	0.4
Cable network advertising time sales.....	36	2102	12/08	-	-	-	-	-	-	-	-
Local cable system advertising time sales.....			12/08	-	-	-	-	-	-	-	-
Radio advertising time sales.....	36	3	03/09	89.855	90.126	93.891	91.418	83.627	4.2	-2.6	-8.5
Radio advertising time sales.....	36	31	03/09	89.855	90.126	93.891	91.418	83.627	4.2	-2.6	-8.5
Radio advertising time sales.....	36	3101	03/09	89.855	90.126	93.891	91.418	83.627	4.2	-2.6	-8.5
Internet advertising sales.....			12/22	-	-	-	-	-	-	-	-
Internet advertising sales.....			12/22	-	-	-	-	-	-	-	-
Internet advertising sales.....			12/22	-	-	-	-	-	-	-	-
Wired telephone services.....	37	1	06/09	-	-	-	-	-	-	-	-
Residential wired telephone services.....	37	11	06/09	-	-	-	-	-	-	-	-
Local residential wired telephone service.....	37	1101	12/08	-	-	-	-	-	-	-	-
Long distance residential wired telephone service.....	37	1102	03/09	-	-	-	-	-	-	-	-
All-distance residential wired telephone service.....	37	1103	12/11	-	-	-	-	-	-	-	-

See footnotes at end of table.

Table 8. Producer price indexes and percentage changes for selected commodity and service groupings and individual items, seasonally adjusted — Continued
 [July 2024, Index base 1982=100, unless otherwise indicated]

Title	Commodity code		Other index base	Seasonally adjusted index ¹					Seasonally adjusted 1-month percent change ¹		
	Group code	Item code		Mar. 2024	Apr. 2024 ^P	May 2024 ^P	June 2024 ^P	July 2024 ^P	Apr. to May ^P	May to June ^P	June to July ^P
Business wired telephone services.....			06/09	-	-	-	-	-	-	-	-
Local business wired telephone service.....			12/08	-	-	-	-	-	-	-	-
Long distance business wired telephone and other toll service.....	37	1202	04/09	97.431	97.766	100.037	101.833	104.278	2.3	1.8	2.4
Private line wired telephone service.....	37	1204	12/11	-	-	-	-	-	-	-	-
All-distance business wired telephone service (partial).....			05/22	-	-	-	-	-	-	-	-
Other telephone services.....			12/08	-	-	-	-	-	-	-	-
Other wired telephone services.....			12/08	-	-	-	-	-	-	-	-
Wireless telecommunication services.....	37	2	06/09	66.852	66.909	67.527	67.589	67.655	0.9	0.1	0.1
Cellular phone and other wireless telecommunication services.....	37	21	03/09	65.310	65.343	65.976	66.034	66.097	1.0	0.1	0.1
Cellular phone and other wireless telecommunication services.....	37	2101	03/09	65.310	65.343	65.976	66.034	66.097	1.0	0.1	0.1
Cable and satellite subscriber services.....	37	3	12/08	170.410	172.835	174.098	174.993	176.169	0.7	0.5	0.7
Cable and satellite subscriber services.....	37	31	12/08	170.410	172.835	174.098	174.993	176.169	0.7	0.5	0.7
Cable and satellite subscriber services.....	37	3101	12/08	170.410	172.835	174.098	174.993	176.169	0.7	0.5	0.7
Internet access services.....			03/09	-	-	-	-	-	-	-	-
Internet access services.....			03/09	-	-	-	-	-	-	-	-
Residential Internet access services.....			12/11	-	-	-	-	-	-	-	-
Business Internet access services.....	37	4103	12/11	-	-	-	-	-	-	-	-
Bundled wired telecommunications access services.....			12/11	-	-	-	-	-	-	-	-
Bundled wired telecommunications access services.....			12/11	-	-	-	-	-	-	-	-
Bundled wired telecommunications access services.....			12/11	-	-	-	-	-	-	-	-
Data processing and related services.....			06/09	-	-	-	-	-	-	-	-
Data processing and related services.....			06/09	-	-	-	-	-	-	-	-
Hosting, ASP and other IT infrastructure provisioning services.....			12/08	-	-	-	-	-	-	-	-
Business process management services (partial).....			12/08	-	-	-	-	-	-	-	-
Data management, information transformation and other services.....			12/08	-	-	-	-	-	-	-	-
Loan services (partial).....	39	1	06/09	206.691	208.347	206.838	202.565	198.701	-0.7	-2.1	-1.9
Business loans (partial).....	39	11	04/09	395.483	395.586	393.309	394.136	386.328	-0.6	0.2	-2.0
Business loans (partial).....	39	1101	04/09	395.483	395.586	393.309	394.136	386.328	-0.6	0.2	-2.0
Consumer loans (partial).....	39	12	06/09	134.712	138.343	137.382	124.823	123.614	-0.7	-9.1	-1.0
Residential real estate loans (partial).....			04/09	-	-	-	-	-	-	-	-
Vehicle loans (partial).....	39	1202	04/09	57.142	59.729	59.225	58.802	59.249	-0.8	-0.7	0.8
Credit cards, overdraft credit, and related plans (partial).....	39	1203	04/09	201.633	205.620	203.829	207.295	208.039	-0.9	1.7	0.4
Other loans and loan services (partial).....			04/09	-	-	-	-	-	-	-	-
Other loans and loan services (partial).....			04/09	-	-	-	-	-	-	-	-
Deposit services (partial).....			04/09	-	-	-	-	-	-	-	-
Deposit services (partial).....			04/09	-	-	-	-	-	-	-	-
Deposit services (partial).....			04/09	-	-	-	-	-	-	-	-
Other credit intermediation services, including trust services (partial).....			04/09	-	-	-	-	-	-	-	-
Other credit intermediation services, including trust services (partial).....			04/09	-	-	-	-	-	-	-	-
Other credit intermediation services, including trust services (partial).....			04/09	-	-	-	-	-	-	-	-
Securities brokerage, dealing, investment advice, and related services.....			06/09	-	-	-	-	-	-	-	-
Securities brokerage, dealing, investment advice, and related services.....			06/09	-	-	-	-	-	-	-	-
Securities brokerage, dealing, and investment advice.....			12/08	-	-	-	-	-	-	-	-
Securities brokerage and dealing related services (partial).....			12/08	-	-	-	-	-	-	-	-
Portfolio management.....			12/08	-	-	-	-	-	-	-	-
Portfolio management.....			12/08	-	-	-	-	-	-	-	-
Portfolio management.....			12/08	-	-	-	-	-	-	-	-
Investment banking.....			12/08	-	-	-	-	-	-	-	-
Investment banking.....			12/08	-	-	-	-	-	-	-	-
Investment banking.....			12/08	-	-	-	-	-	-	-	-
Insurance.....	41	1	06/09	137.693	137.907	138.530	138.574	138.514	0.5	0.0	0.0
Insurance.....	41	11	06/09	137.693	137.907	138.530	138.574	138.514	0.5	0.0	0.0
Life insurance.....	41	1101	03/09	-	-	-	-	-	-	-	-
Disability insurance, including accidental death.....	41	1102	03/09	-	-	-	-	-	-	-	-
Health and medical insurance.....	41	1103	03/09	154.098	154.322	154.614	154.858	155.019	0.2	0.2	0.1
Property and casualty insurance.....	41	1104	03/09	-	-	-	-	-	-	-	-
Annuities.....			03/09	-	-	-	-	-	-	-	-
Annuities.....			03/09	-	-	-	-	-	-	-	-
Annuities.....			03/09	-	-	-	-	-	-	-	-
Commissions from sales of insurance.....	42	1	06/09	-	-	-	-	-	-	-	-
Commissions from sales of insurance.....	42	11	06/09	-	-	-	-	-	-	-	-
Commissions from sales of life insurance and annuities.....	42	1101	06/09	-	-	-	-	-	-	-	-
Commissions from sales of health and medical insurance.....			06/09	-	-	-	-	-	-	-	-

See footnotes at end of table.

Table 8. Producer price indexes and percentage changes for selected commodity and service groupings and individual items, seasonally adjusted — Continued
 [July 2024, Index base 1982=100, unless otherwise indicated]

Title	Commodity code		Other index base	Seasonally adjusted index ¹					Seasonally adjusted 1-month percent change ¹		
	Group code	Item code		Mar. 2024	Apr. 2024 ^P	May 2024 ^P	June 2024 ^P	July 2024 ^P	Apr. to May ^P	May to June ^P	June to July ^P
Commissions from sales of property and casualty insurance.....	42	1103	06/09	-	-	-	-	-	-	-	-
Commissions from sales of other insurance.....			06/09	-	-	-	-	-	-	-	-
Nonresidential real estate services.....			06/09	-	-	-	-	-	-	-	-
Nonresidential real estate rents.....	43	11	06/09	-	-	-	-	-	-	-	-
Office buildings, gross rents.....			12/08	-	-	-	-	-	-	-	-
Retail properties, gross rents.....			04/09	-	-	-	-	-	-	-	-
Industrial buildings, gross rents.....			04/09	-	-	-	-	-	-	-	-
Self-service storage and miniwarehouses, gross rents.....	43	1104	12/08	-	-	-	-	-	-	-	-
Other nonresidential buildings, gross rents.....	43	1105	12/08	128.895	123.800	122.774	120.200	121.936	-0.8	-2.1	1.4
Nonresidential property sales and leases including land, brokerage fees and commissions.....			12/08	-	-	-	-	-	-	-	-
Nonresidential property sales and leases including land, brokerage fees and commissions.....			12/08	-	-	-	-	-	-	-	-
Nonresidential property management fees.....			12/08	-	-	-	-	-	-	-	-
Nonresidential property management fees.....			12/08	-	-	-	-	-	-	-	-
Residential real estate services (partial).....	43	2	06/09	180.206	181.834	182.501	183.490	183.964	0.4	0.5	0.3
Residential property sales and rental, brokerage fees and commissions.....	43	21	12/08	200.846	202.949	203.931	204.886	205.498	0.5	0.5	0.3
Residential property sales and rental, brokerage fees and commissions.....	43	2101	12/08	200.846	202.949	203.931	204.886	205.498	0.5	0.5	0.3
Residential property management fees.....			12/08	-	-	-	-	-	-	-	-
Residential property management fees.....			12/08	-	-	-	-	-	-	-	-
Real estate appraisal fees.....			12/08	-	-	-	-	-	-	-	-
Real estate appraisal fees.....			12/08	-	-	-	-	-	-	-	-
Real estate appraisal fees.....			12/08	-	-	-	-	-	-	-	-
Passenger car rental.....	44	1	03/09	104.681	104.054	103.076	107.710	108.440	-0.9	4.5	0.7
Passenger car rental.....	44	11	03/09	104.681	104.054	103.076	107.710	108.440	-0.9	4.5	0.7
Passenger car rental.....	44	1101	03/09	104.681	104.054	103.076	107.710	108.440	-0.9	4.5	0.7
Truck, trailer, and RV rental and leasing.....			06/09	-	-	-	-	-	-	-	-
Truck, trailer, and RV rental and leasing.....			06/09	-	-	-	-	-	-	-	-
Truck, truck trailer and RV rental.....			12/08	-	-	-	-	-	-	-	-
Truck, truck trailer and RV leasing.....			12/08	-	-	-	-	-	-	-	-
Construction, mining, and forestry machinery and equipment rental and leasing.....			03/09	-	-	-	-	-	-	-	-
Construction, mining, and forestry machinery and equipment rental and leasing.....			03/09	-	-	-	-	-	-	-	-
Construction, mining, and forestry machinery and equipment rental and leasing.....			03/09	-	-	-	-	-	-	-	-
Legal services.....	45	1	03/09	172.055	174.789	175.353	175.506	176.416	0.3	0.1	0.5
Legal services.....	45	11	03/09	172.055	174.789	175.353	175.506	176.416	0.3	0.1	0.5
Legal services.....	45	1101	03/09	172.055	174.789	175.353	175.506	176.416	0.3	0.1	0.5
Accounting services (partial).....	45	2	06/09	134.601	133.346	134.564	132.218	132.978	0.9	-1.7	0.6
Accounting services, excluding payroll.....	45	21	06/09	134.601	133.346	134.564	132.218	132.978	0.9	-1.7	0.6
Financial auditing.....	45	2101	12/08	-	-	-	-	-	-	-	-
Tax preparation and planning.....	45	2102	04/09	133.639	134.285	138.340	133.197	134.404	3.0	-3.7	0.9
Bookkeeping and compilation.....			12/08	-	-	-	-	-	-	-	-
Other accounting services, including billing and review (partial).....			12/08	-	-	-	-	-	-	-	-
Architectural and engineering services.....	45	3	06/09	134.220	135.210	135.548	135.924	135.791	0.2	0.3	-0.1
Architectural services.....			03/09	-	-	-	-	-	-	-	-
Architectural services.....			03/09	-	-	-	-	-	-	-	-
Engineering services.....	45	32	03/09	137.818	138.913	139.321	139.730	139.483	0.3	0.3	-0.2
Engineering services.....	45	3201	03/09	137.818	138.913	139.321	139.730	139.483	0.3	0.3	-0.2
Management, scientific, and technical consulting services.....	45	4	06/09	-	-	-	-	-	-	-	-
Management consulting services.....	45	41	06/09	-	-	-	-	-	-	-	-
Administrative and general management consulting services.....	45	4101	12/08	-	-	-	-	-	-	-	-
Human resources consulting services.....			12/08	-	-	-	-	-	-	-	-
Marketing consulting services.....			12/08	-	-	-	-	-	-	-	-
Process, physical distribution, and logistics consulting services.....			12/08	-	-	-	-	-	-	-	-
Advertising and related services (partial).....			12/08	-	-	-	-	-	-	-	-
Advertising agency services.....			12/08	-	-	-	-	-	-	-	-
Advertising agency services.....			12/08	-	-	-	-	-	-	-	-
Information technology (IT) technical support and consulting services (partial).....	45	6	12/08	-	-	-	-	-	-	-	-
Information technology (IT) technical support and consulting services (partial).....	45	61	12/08	-	-	-	-	-	-	-	-
Information technology (IT) technical support and consulting services (partial).....	45	6101	12/08	-	-	-	-	-	-	-	-
Permanent placement services.....			03/09	-	-	-	-	-	-	-	-

See footnotes at end of table.

Table 8. Producer price indexes and percentage changes for selected commodity and service groupings and individual items, seasonally adjusted — Continued
 [July 2024, Index base 1982=100, unless otherwise indicated]

Title	Commodity code		Other index base	Seasonally adjusted index ¹					Seasonally adjusted 1-month percent change ¹		
	Group code	Item code		Mar. 2024	Apr. 2024 ^P	May 2024 ^P	June 2024 ^P	July 2024 ^P	Apr. to May ^P	May to June ^P	June to July ^P
Permanent placement services.....			03/09	-	-	-	-	-	-	-	-
Employment placement services.....			03/09	-	-	-	-	-	-	-	-
Executive search services.....			12/08	-	-	-	-	-	-	-	-
Executive search services.....			12/08	-	-	-	-	-	-	-	-
Executive search services.....			12/08	-	-	-	-	-	-	-	-
Staffing services.....	46	3	06/09	130.743	130.351	130.433	129.894	129.936	0.1	-0.4	0.0
Temporary help services.....			03/09	-	-	-	-	-	-	-	-
Temporary help services.....			03/09	-	-	-	-	-	-	-	-
Co-employment staffing services.....	46	32	12/08	119.958	119.993	120.184	120.001	119.845	0.2	-0.2	-0.1
Co-employment staffing services.....	46	3201	12/08	119.958	119.993	120.184	120.001	119.845	0.2	-0.2	-0.1
Arrangement of flights (partial).....	47	1	06/09	99.224	99.816	99.862	98.407	101.782	0.0	-1.5	3.4
Arrangement of international flights.....	47	11	12/08	107.921	109.258	109.285	106.365	110.502	0.0	-2.7	3.9
Arrangement of international flights.....	47	1101	12/08	107.921	109.258	109.285	106.365	110.502	0.0	-2.7	3.9
Arrangement of domestic flights.....			12/08	-	-	-	-	-	-	-	-
Arrangement of domestic flights (partial).....			12/08	-	-	-	-	-	-	-	-
Arrangement of vehicle rentals and lodging.....	47	2	12/08	-	-	-	-	-	-	-	-
Arrangement of vehicle rentals and lodging.....	47	21	12/08	-	-	-	-	-	-	-	-
Arrangement of vehicle rentals and lodging (partial).....	47	2101	12/08	-	-	-	-	-	-	-	-
Arrangement of cruises and tours.....			12/08	-	-	-	-	-	-	-	-
Arrangement of cruises and tours.....			12/08	-	-	-	-	-	-	-	-
Arrangement of cruises and tours.....			12/08	-	-	-	-	-	-	-	-
Other travel arrangements (partial).....			12/08	-	-	-	-	-	-	-	-
Other travel arrangements (partial).....			12/08	-	-	-	-	-	-	-	-
Other travel arrangements (partial).....			12/08	-	-	-	-	-	-	-	-
Security guard services.....			03/09	-	-	-	-	-	-	-	-
Security guard services.....			03/09	-	-	-	-	-	-	-	-
Security guard services.....			03/09	-	-	-	-	-	-	-	-
Janitorial services.....			03/09	-	-	-	-	-	-	-	-
Janitorial services.....			03/09	-	-	-	-	-	-	-	-
Janitorial services.....			03/09	-	-	-	-	-	-	-	-
Waste collection.....	50	1	12/08	171.743	173.440	177.731	178.439	178.218	2.5	0.4	-0.1
Solid waste collection.....	50	11	12/08	171.743	173.440	177.731	178.439	178.218	2.5	0.4	-0.1
Solid waste collection.....	50	1101	12/08	171.743	173.440	177.731	178.439	178.218	2.5	0.4	-0.1
Outpatient care (partial).....	51	1	06/09	131.133	131.347	131.719	131.908	131.836	0.3	0.1	-0.1
Outpatient care (partial).....	51	11	06/09	131.133	131.347	131.719	131.908	131.836	0.3	0.1	-0.1
Physician care.....	51	1101	03/09	118.215	118.287	118.564	118.815	118.556	0.2	0.2	-0.2
Medical laboratory and diagnostic imaging center care.....			03/09	-	-	-	-	-	-	-	-
Home health and hospice care.....	51	1103	12/08	128.995	128.964	129.120	129.431	129.738	0.1	0.2	0.2
Hospital outpatient care.....	51	1104	12/08	-	-	-	-	-	-	-	-
Dental care.....	51	1105	06/10	133.841	136.412	137.271	137.496	137.561	0.6	0.2	0.0
Inpatient care.....	51	2	06/09	152.742	152.987	153.681	154.171	154.610	0.5	0.3	0.3
Inpatient care.....	51	21	06/09	152.742	152.987	153.681	154.171	154.610	0.5	0.3	0.3
Hospital inpatient care.....	51	2101	12/08	154.129	154.305	155.179	155.814	156.071	0.6	0.4	0.2
Nursing home care.....	51	2102	12/08	149.717	150.365	150.731	150.743	152.060	0.2	0.0	0.9
Intellectual and developmental disability center care.....	51	2103	12/08	205.255	204.719	203.820	204.269	203.587	-0.4	0.2	-0.3
Sales of blood and blood products, organs, and tissues.....			03/09	-	-	-	-	-	-	-	-
Sales of blood and blood products, organs, and tissues.....			03/09	-	-	-	-	-	-	-	-
Sales of blood and blood products, organs, and tissues.....			03/09	-	-	-	-	-	-	-	-
Traveler accommodation services.....	53	1	06/09	136.365	140.783	145.164	144.436	143.845	3.1	-0.5	-0.4
Traveler accommodation services.....	53	11	06/09	136.365	140.783	145.164	144.436	143.845	3.1	-0.5	-0.4
Guestroom or unit rental.....	53	1101	03/09	139.787	144.929	149.774	148.755	147.951	3.3	-0.7	-0.5
Other traveler accommodation services.....			03/09	-	-	-	-	-	-	-	-
Food and beverage for immediate consumption services (partial).....	54	1	06/09	-	-	-	-	-	-	-	-
Food and nonalcoholic beverages for immediate consumption (partial).....	54	11	04/09	-	-	-	-	-	-	-	-
Food and nonalcoholic beverages for immediate consumption (partial).....	54	1101	04/09	-	-	-	-	-	-	-	-
Alcoholic beverages for immediate consumption (partial).....			12/08	-	-	-	-	-	-	-	-
Alcoholic beverages for immediate consumption (partial).....			12/08	-	-	-	-	-	-	-	-
Commercial and industrial machinery and equipment repair and maintenance.....	55	1	03/09	161.410	163.456	165.488	166.033	165.812	1.2	0.3	-0.1
Commercial and industrial machinery and equipment repair and maintenance.....	55	11	03/09	161.410	163.456	165.488	166.033	165.812	1.2	0.3	-0.1
Commercial machinery repair and maintenance.....	55	1101	03/09	161.410	163.456	165.488	166.033	165.812	1.2	0.3	-0.1
Motor vehicle repair and maintenance (partial).....	55	2	12/08	-	-	-	-	-	-	-	-
Motor vehicle repair and maintenance (partial).....	55	21	12/08	-	-	-	-	-	-	-	-

See footnotes at end of table.

Table 8. Producer price indexes and percentage changes for selected commodity and service groupings and individual items, seasonally adjusted — Continued
 [July 2024, Index base 1982=100, unless otherwise indicated]

Title	Commodity code		Other index base	Seasonally adjusted index ¹					Seasonally adjusted 1-month percent change ¹		
	Group code	Item code		Mar. 2024	Apr. 2024 ^P	May 2024 ^P	June 2024 ^P	July 2024 ^P	Apr. to May ^P	May to June ^P	June to July ^P
Motor vehicle repair and maintenance (partial).....	55	2101	12/08	-	-	-	-	-	-	-	-
Ship repair and maintenance.....			06/09	-	-	-	-	-	-	-	-
Ship repair and maintenance.....			06/09	-	-	-	-	-	-	-	-
Ship repair, military.....			12/08	-	-	-	-	-	-	-	-
Ship repair, nonmilitary.....	55	3102	12/08	-	-	-	-	-	-	-	-
Aircraft repair and maintenance.....	55	4	04/09	154.209	155.258	156.294	156.670	156.852	0.7	0.2	0.1
Aircraft repair and maintenance.....	55	41	04/09	154.209	155.258	156.294	156.670	156.852	0.7	0.2	0.1
Aircraft repair and maintenance.....	55	4101	04/09	154.209	155.258	156.294	156.670	156.852	0.7	0.2	0.1
Membership dues and admissions and recreation facility use fees (partial).....	56	1	06/09	-	-	-	-	-	-	-	-
Membership dues and admissions and recreation facility use fees (partial).....	56	11	06/09	-	-	-	-	-	-	-	-
Membership dues.....	56	1101	04/09	-	-	-	-	-	-	-	-
Admissions and recreational facilities use fees (partial).....	56	1102	12/08	-	-	-	-	-	-	-	-
Recreational activity instruction fees (partial).....	56	2	12/08	-	-	-	-	-	-	-	-
Recreational activity instruction fees (partial).....	56	21	12/08	-	-	-	-	-	-	-	-
Recreational activity instruction fees (partial).....	56	2101	12/08	-	-	-	-	-	-	-	-
Gaming receipts (partial).....			12/08	-	-	-	-	-	-	-	-
Gaming receipts (partial).....			12/08	-	-	-	-	-	-	-	-
Gaming receipts (partial).....			12/08	-	-	-	-	-	-	-	-
Machinery and equipment and parts and supplies wholesaling.....			06/09	-	-	-	-	-	-	-	-
Machinery and equipment and parts and supplies wholesaling.....			06/09	-	-	-	-	-	-	-	-
Parts and supplies for machinery and equipment wholesaling.....			03/09	-	-	-	-	-	-	-	-
Machinery and vehicle wholesaling.....			05/19	-	-	-	-	-	-	-	-
Professional and commercial equipment wholesaling.....			05/19	-	-	-	-	-	-	-	-
Furnishings wholesaling.....			03/09	-	-	-	-	-	-	-	-
Furnishings wholesaling.....			03/09	-	-	-	-	-	-	-	-
Furnishings wholesaling.....			03/09	-	-	-	-	-	-	-	-
Building materials, paint, and hardware wholesaling.....	57	3	03/09	127.077	127.417	126.108	127.221	126.524	-1.0	0.9	-0.5
Building materials, paint, and hardware wholesaling.....	57	31	03/09	127.077	127.417	126.108	127.221	126.524	-1.0	0.9	-0.5
Building materials, paint, and hardware wholesaling.....	57	3101	03/09	127.077	127.417	126.108	127.221	126.524	-1.0	0.9	-0.5
Metals, minerals, and ores wholesaling.....			03/09	-	-	-	-	-	-	-	-
Metals, minerals, and ores wholesaling.....			03/09	-	-	-	-	-	-	-	-
Metals, minerals, and ores wholesaling.....			03/09	-	-	-	-	-	-	-	-
Chemicals and allied products wholesaling.....	57	5	03/09	-	-	-	-	-	-	-	-
Chemicals and allied products wholesaling.....	57	51	03/09	-	-	-	-	-	-	-	-
Chemicals and allied products wholesaling.....	57	5101	03/09	-	-	-	-	-	-	-	-
Paper and plastics products wholesaling.....			03/09	-	-	-	-	-	-	-	-
Paper and plastics products wholesaling.....			03/09	-	-	-	-	-	-	-	-
Paper and plastics products wholesaling.....			03/09	-	-	-	-	-	-	-	-
Apparel wholesaling.....			03/09	-	-	-	-	-	-	-	-
Apparel wholesaling.....			03/09	-	-	-	-	-	-	-	-
Apparel wholesaling.....			03/09	-	-	-	-	-	-	-	-
Food and alcohol wholesaling.....			06/09	-	-	-	-	-	-	-	-
Food and alcohol wholesaling.....			06/09	-	-	-	-	-	-	-	-
Food wholesaling.....			03/09	-	-	-	-	-	-	-	-
Alcohol wholesaling.....			02/09	-	-	-	-	-	-	-	-
Other commodities wholesaling.....			03/09	-	-	-	-	-	-	-	-
Other commodities wholesaling.....			03/09	-	-	-	-	-	-	-	-
Other commodities wholesaling.....			03/09	-	-	-	-	-	-	-	-
Food and alcohol retailing.....	58	1	03/09	178.518	180.175	183.054	184.972	178.220	1.6	1.0	-3.7
Food and alcohol retailing.....	58	11	03/09	178.518	180.175	183.054	184.972	178.220	1.6	1.0	-3.7
Food retailing.....	58	1102	09/15	143.541	145.155	147.362	149.376	143.799	1.5	1.4	-3.7
Alcohol retailing.....			09/15	-	-	-	-	-	-	-	-
Health and beauty care retailing, including optical goods.....			03/09	-	-	-	-	-	-	-	-
Health and beauty care retailing, including optical goods.....			03/09	-	-	-	-	-	-	-	-
Health and beauty care retailing, including optical goods.....			03/09	-	-	-	-	-	-	-	-
Apparel, jewelry, footwear, and accessories retailing.....	58	3	06/09	132.008	130.023	129.842	131.671	130.819	-0.1	1.4	-0.6
Apparel, jewelry, footwear, and accessories retailing.....	58	31	06/09	132.008	130.023	129.842	131.671	130.819	-0.1	1.4	-0.6
Apparel, footwear, and accessories retailing.....	58	3101	03/09	126.985	123.763	124.060	125.396	124.675	0.2	1.1	-0.6
Jewelry retailing.....	58	3102	03/09	-	-	-	-	-	-	-	-
Computer hardware, software, and supplies retailing.....			03/09	-	-	-	-	-	-	-	-
Computer hardware, software, and supplies retailing.....			03/09	-	-	-	-	-	-	-	-
Computer hardware, software, and supplies retailing.....			03/09	-	-	-	-	-	-	-	-

See footnotes at end of table.

Table 8. Producer price indexes and percentage changes for selected commodity and service groupings and individual items, seasonally adjusted — Continued
 [July 2024, Index base 1982=100, unless otherwise indicated]

Title	Commodity code		Other index base	Seasonally adjusted index ¹					Seasonally adjusted 1-month percent change ¹		
	Group code	Item code		Mar. 2024	Apr. 2024 ^P	May 2024 ^P	June 2024 ^P	July 2024 ^P	Apr. to May ^P	May to June ^P	June to July ^P
TV, video, and photographic equipment and supplies retailing.....	58	5	03/09	51.915	50.747	53.781	49.406	49.708	6.0	-8.1	0.6
TV, video, and photographic equipment and supplies retailing.....	58	51	03/09	51.915	50.747	53.781	49.406	49.708	6.0	-8.1	0.6
TV, video, and photographic equipment and supplies retailing.....	58	5101	03/09	51.915	50.747	53.781	49.406	49.708	6.0	-8.1	0.6
Automobiles and automobile parts retailing.....	58	6	06/09	129.899	126.850	131.951	126.978	124.123	4.0	-3.8	-2.2
Automobiles and automobile parts retailing.....	58	61	06/09	129.899	126.850	131.951	126.978	124.123	4.0	-3.8	-2.2
Automobile retailing (Partial).....	58	6101	03/09	124.488	121.605	128.631	120.927	116.309	5.8	-6.0	-3.8
Automotive parts, including tires, retailing.....			03/09	-	-	-	-	-	-	-	-
RVs, trailers, and campers retailing.....			03/09	-	-	-	-	-	-	-	-
RVs, trailers, and campers retailing.....			03/09	-	-	-	-	-	-	-	-
RVs, trailers, and campers retailing.....			03/09	-	-	-	-	-	-	-	-
Sporting goods, including boats, retailing.....	58	9	03/09	123.449	128.476	126.626	129.780	129.403	-1.4	2.5	-0.3
Sporting goods, including boats, retailing.....	58	91	03/09	123.449	128.476	126.626	129.780	129.403	-1.4	2.5	-0.3
Sporting goods, including boats, retailing.....	58	9101	03/09	123.449	128.476	126.626	129.780	129.403	-1.4	2.5	-0.3
Lawn, garden, and farm equipment and supplies retailing.....			03/09	-	-	-	-	-	-	-	-
Lawn, garden, and farm equipment and supplies retailing.....			03/09	-	-	-	-	-	-	-	-
Lawn, garden, and farm equipment and supplies retailing.....			03/09	-	-	-	-	-	-	-	-
Furniture retailing.....			03/09	-	-	-	-	-	-	-	-
Furniture retailing.....			03/09	-	-	-	-	-	-	-	-
Furniture retailing.....			03/09	-	-	-	-	-	-	-	-
Flooring and floor coverings retailing.....			03/09	-	-	-	-	-	-	-	-
Flooring and floor coverings retailing.....			03/09	-	-	-	-	-	-	-	-
Flooring and floor coverings retailing.....			03/09	-	-	-	-	-	-	-	-
Hardware and building materials and supplies retailing.....	58	D	03/09	172.189	174.975	172.980	174.649	175.404	-1.1	1.0	0.4
Hardware and building materials and supplies retailing.....	58	D1	03/09	172.189	174.975	172.980	174.649	175.404	-1.1	1.0	0.4
Hardware and building materials and supplies retailing.....	58	D101	03/09	172.189	174.975	172.980	174.649	175.404	-1.1	1.0	0.4
Major household appliance retailing.....	58	E	03/09	122.725	120.693	124.985	127.538	127.039	3.6	2.0	-0.4
Major household appliance retailing.....	58	E1	03/09	122.725	120.693	124.985	127.538	127.039	3.6	2.0	-0.4
Major household appliance retailing.....	58	E101	03/09	122.725	120.693	124.985	127.538	127.039	3.6	2.0	-0.4
Fuels and lubricants retailing.....	58	F	06/09	270.748	242.991	274.486	288.950	273.741	13.0	5.3	-5.3
Fuels and lubricants retailing.....	58	F1	06/09	270.748	242.991	274.486	288.950	273.741	13.0	5.3	-5.3
Automotive fuels and lubricants retailing.....			03/09	-	-	-	-	-	-	-	-
Household fuels retailing.....	58	F102	03/09	173.982	169.168	170.407	170.856	171.076	0.7	0.3	0.1
Cleaning supplies and paper products retailing.....			03/09	-	-	-	-	-	-	-	-
Cleaning supplies and paper products retailing.....			03/09	-	-	-	-	-	-	-	-
Cleaning supplies and paper products retailing.....			03/09	-	-	-	-	-	-	-	-
Book retailing.....			03/09	-	-	-	-	-	-	-	-
Book retailing.....			03/09	-	-	-	-	-	-	-	-
Book retailing.....			03/09	-	-	-	-	-	-	-	-
Other merchandise retailing (partial).....	58	I	03/09	141.762	141.432	145.860	145.284	144.695	3.1	-0.4	-0.4
Other merchandise retailing (partial).....	58	I1	03/09	141.762	141.432	145.860	145.284	144.695	3.1	-0.4	-0.4
Other merchandise retailing (partial).....	58	I101	03/09	141.762	141.432	145.860	145.284	144.695	3.1	-0.4	-0.4
Metal treatment services.....			12/84	-	-	-	-	-	-	-	-
Metal treatment services.....			12/84	-	-	-	-	-	-	-	-
Metal plating and polishing.....	59	1101	12/84	-	-	-	-	-	-	-	-
Metal coating and allied services.....			12/84	-	-	-	-	-	-	-	-
Metal heat treating.....			06/85	-	-	-	-	-	-	-	-
Mining services.....	60	1	06/85	-	-	-	-	-	-	-	-
Mining services.....	60	11	06/85	-	-	-	-	-	-	-	-
Support activities for coal mining.....	60	1102	06/85	-	-	-	-	-	-	-	-
Drilling oil and gas wells services.....	60	1103	12/85	-	-	-	-	-	-	-	-
Support activities for oil and gas operations.....			12/85	-	-	-	-	-	-	-	-
Metal and nonmetallic minerals mining services.....			05/23	-	-	-	-	-	-	-	-
Contract work on textile products and apparel.....			06/10	-	-	-	-	-	-	-	-
Contract work on textile products and apparel.....			06/10	-	-	-	-	-	-	-	-
Contract work on textile products.....	61	1102	06/87	-	-	-	-	-	-	-	-
Contract work on apparel.....			06/87	-	-	-	-	-	-	-	-
Contract & commission receipts for tanning or finishing leather owned by others.....			06/11	-	-	-	-	-	-	-	-
Contract & commission receipts for tanning or finishing leather owned by others.....			06/11	-	-	-	-	-	-	-	-
Contract and commission receipts for tanning or finishing leather owned by others.....			12/97	-	-	-	-	-	-	-	-
New nonresidential building construction.....			06/09	-	-	-	-	-	-	-	-

See footnotes at end of table.

Table 8. Producer price indexes and percentage changes for selected commodity and service groupings and individual items, seasonally adjusted — Continued
 [July 2024, Index base 1982=100, unless otherwise indicated]

Title	Commodity code		Other index base	Seasonally adjusted index ¹					Seasonally adjusted 1-month percent change ¹		
	Group code	Item code		Mar. 2024	Apr. 2024 ^p	May 2024 ^p	June 2024 ^p	July 2024 ^p	Apr. to May ^p	May to June ^p	June to July ^p
New nonresidential building construction.....			06/09	-	-	-	-	-	-	-	-
New warehouse building construction.....			12/04	-	-	-	-	-	-	-	-
New school building construction.....			12/05	-	-	-	-	-	-	-	-
New office building construction.....			06/06	-	-	-	-	-	-	-	-
New industrial building construction.....			06/07	-	-	-	-	-	-	-	-
New health care building construction.....			06/12	-	-	-	-	-	-	-	-
Maintenance and repair of nonresidential buildings (partial).....	80	2	04/09	-	-	-	-	-	-	-	-
Maintenance and repair of nonresidential buildings (partial).....	80	21	04/09	-	-	-	-	-	-	-	-
Maintenance and repair of nonresidential buildings (partial).....	80	2101	04/09	-	-	-	-	-	-	-	-

¹ All indexes are subject to revision for 4 months after their originally scheduled publication to incorporate late reports and corrections by survey respondents. In addition, seasonally adjusted indexes are subject to change for up to 5 years due to the recalculation of seasonal factors published each January.

² Due to incomplete coverage of the services sector, some services indexes in this table reflect only a portion of their wherever-provided output. These indexes are flagged using the term "partial" at the end of their titles. For more information regarding wherever-provided services indexes, go to <https://www.bls.gov/ppi/wepnotice.htm>. This webpage includes methodology documentation, a table identifying missing coverage areas for those indexes with incomplete coverage, and a concordance table between wherever-provided services indexes and Census product codes.

^p Preliminary

"-" Seasonal tests did not indicate the presence of seasonality.

Table 9. Producer price indexes for commodity and service groupings and individual items, not seasonally adjusted

[July 2024, Index base 1982=100, unless otherwise indicated]

Title	Commodity code		Other index base	Unadjusted index ¹				
	Group code	Item code		Mar. 2024	Apr. 2024 ^P	May 2024 ^P	June 2024 ^P	July 2024 ^P
Goods								
All commodities.....	00	000000		255.095	256.984	255.268	255.779	257.723
Industrial commodities.....	IND	THRU15		255.916	257.996	255.574	256.014	258.369
Farm products, processed foods and feeds.....	PFF	PLUS02		248.764	249.795	251.206	252.025	252.136
Farm products.....	01	—		223.099	223.859	227.170	226.622	224.989
Fruits & melons, fresh/dry vegs. & nuts.....	01	1		249.498	232.739	233.816	223.264	227.048
Fresh fruits and melons.....	01	11		151.271	161.929	158.503	148.516	163.806
Citrus fruits.....	01	1101		321.480	320.823	338.776	349.777	343.664
Grapefruits.....	01	110101		673.219	644.898	638.369	554.311	574.721
Lemons.....	01	110104		284.073	298.320	346.615	388.495	387.529
Valencia oranges.....	01	110105		268.499	260.526	259.340	283.539	270.445
Navel oranges.....	01	110106		235.417	236.839	252.581	249.251	—
Tangerines.....	01	110108	12/91	357.621	—	—	—	—
Other fruits and berries.....	01	1102		133.499	145.336	139.789	129.097	145.969
Plums and fresh prunes.....	01	110201	12/91	—	—	—	—	470.597
Nectarines.....	01	110202	12/91	—	—	—	169.145	135.584
Cherries.....	01	110203	12/91	—	—	—	21.620	52.309
Apricots.....	01	110204	12/91	—	—	—	336.730	—
Avocados.....	01	110205	12/91	—	215.960	204.362	233.070	264.469
Kiwifruit.....	01	110206	12/91	303.413	303.413	303.413	—	—
Granny Smith apples.....	01	110208	12/91	131.625	129.931	118.542	115.504	115.970
Golden delicious apples.....	01	110211	12/91	159.327	153.085	168.695	168.695	166.924
Red delicious apples.....	01	110215		225.801	221.759	225.117	214.993	216.373
McIntosh apples.....	01	110216		241.857	241.857	243.197	243.197	248.556
Peaches.....	01	110219		—	—	—	303.601	293.332
Gala apples.....	01	110220	03/15	97.009	101.059	111.402	113.150	115.652
Pears.....	01	110221		132.190	147.246	159.340	164.044	183.237
Strawberries.....	01	110222		98.972	138.561	85.776	59.383	118.767
Raspberries.....	01	110224	12/91	—	—	—	21.800	45.417
Blackberries.....	01	110225	12/91	—	—	—	32.828	32.828
Blueberries.....	01	110227	12/91	—	—	30.668	36.084	22.902
Grapes.....	01	110228		174.353	174.353	174.353	174.057	177.821
Table grapes.....	01	1102281	12/11	—	—	—	237.717	254.148
Raisin grapes.....	01	1102282	08/16	119.667	119.667	119.667	119.667	119.667
Wine grapes.....	01	1102283	12/11	123.993	123.993	123.993	123.993	123.993
Juice grapes.....	01	1102284	01/16	200.445	200.445	200.445	200.445	187.258
Fuji apples.....	01	110229	03/15	111.848	112.370	106.613	107.747	107.492
Empire apples.....	01	110230	10/15	124.464	124.464	124.464	124.464	130.027
Melons.....	01	1103	12/91	—	—	182.362	152.410	165.158
Cantaloupes.....	01	110301		—	—	—	195.863	184.075
Honeydews.....	01	110302	12/91	—	—	—	259.324	288.265
Watermelons.....	01	110303	12/91	—	—	248.048	207.417	241.105
Fresh and dry vegetables.....	01	13		359.466	292.321	301.375	287.967	272.532
Dry vegetables.....	01	1301		246.091	244.128	246.009	247.153	236.352
Dry beans.....	01	130111	09/15	165.858	165.858	165.858	165.858	165.080
Dry pinto beans.....	01	130110	12/91	429.603	429.603	429.603	429.603	429.603
Dry great northern beans.....	01	130111	12/91	460.952	460.952	460.952	460.952	460.952
Dry pea beans.....	01	130113		202.700	202.700	202.700	202.700	202.700
Dry kidney beans.....	01	130114	12/11	103.212	103.212	103.212	103.212	—
Dry small red beans.....	01	130115	12/11	77.533	77.533	—	—	—
Dry garbanzo beans.....	01	130116	12/11	89.440	89.440	89.440	89.440	87.168
Dry black beans.....	01	130117	09/15	178.546	178.546	178.546	178.546	178.546
Dry peas and lentils.....	01	13012	09/15	151.041	148.167	150.922	152.597	137.760
Dry peas.....	01	130120	12/91	298.932	293.763	314.794	310.076	305.214
Dry lentils.....	01	130121	12/91	444.818	435.294	411.626	432.948	339.270
Fresh vegetables, except potatoes.....	01	1302		446.060	335.149	355.744	335.535	305.113
Cabbage.....	01	130211		268.915	210.776	215.111	363.060	396.065
Carrots.....	01	130212		291.942	271.155	271.155	269.088	269.088
Celery.....	01	130213		217.979	307.011	384.515	358.827	224.970
Sweet corn.....	01	130214		261.826	168.212	139.326	158.390	131.511
Lettuce.....	01	130215		722.050	401.722	565.455	451.247	312.881
Dry onions.....	01	130216		414.215	394.923	297.177	196.988	229.546
Tomatoes.....	01	130217		560.315	430.031	353.626	207.155	371.720
Snap beans.....	01	130218		156.486	156.486	—	485.442	—
Asparagus.....	01	130221	12/91	—	—	456.013	422.607	—
Broccoli.....	01	130222	12/91	206.559	296.699	275.377	326.501	376.587

See footnotes at end of table.

Table 9. Producer price indexes for commodity and service groupings and individual items, not seasonally adjusted — Continued
 [July 2024, Index base 1982=100, unless otherwise indicated]

Title	Commodity code		Other index base	Unadjusted index ¹				
	Group code	Item code		Mar. 2024	Apr. 2024 ^P	May 2024 ^P	June 2024 ^P	July 2024 ^P
Cauliflower.....	01	130223	12/91	85.348	74.894	70.046	107.904	65.346
Spinach.....	01	130224	12/91	445.836	505.018	920.079	434.000	599.709
Greens.....	01	130225	12/91	250.059	247.944	258.661	247.642	284.218
Endive.....	01	130226	12/91	1,408.583	861.440	1,183.616	1,141.789	1,124.831
Green peppers.....	01	130228	12/91	483.600	400.910	356.969	764.287	526.007
Eggplant.....	01	130229	12/91	—	432.149	341.804	207.424	268.499
Squash.....	01	130231	12/91	179.382	176.368	128.866	812.520	314.689
Beets.....	01	130232	12/91	133.758	126.671	140.401	141.730	232.526
Cucumbers.....	01	130234	12/91	—	301.503	221.417	194.007	—
Artichokes.....	01	130235	12/11	126.477	—	227.364	200.030	176.865
Sweet potatoes.....	01	1303	12/91	171.636	173.630	172.417	171.828	167.114
Sweet potatoes.....	01	130301	12/91	110.969	112.258	111.473	111.092	108.044
Potatoes.....	01	1306	12/11	103.974	105.789	99.000	97.023	105.102
Long white potatoes.....	01	130601	12/91	—	—	—	255.584	266.410
Round white potatoes.....	01	130602	12/91	267.594	282.841	—	205.460	253.015
Russet potatoes.....	01	130603	12/91	144.573	143.334	134.590	133.888	138.853
Round red potatoes.....	01	130604	12/91	226.778	251.925	230.277	288.234	321.408
Tree nuts.....	01	19		1,243.812	1,243.812	1,243.812	1,243.812	1,243.812
Tree nuts.....	01	1901		1,243.812	1,243.812	1,243.812	1,243.812	1,243.812
Pecans.....	01	190101		732.203	732.203	732.203	732.203	732.203
Almonds.....	01	190102	12/91	357.337	357.337	357.337	357.337	357.337
Filberts.....	01	190103	12/91	278.766	278.766	278.766	278.766	278.766
Walnuts.....	01	190104	12/91	186.550	186.550	186.550	186.550	186.550
Macadamias.....	01	190105	12/91	371.076	371.076	371.076	371.076	371.076
Pistachios.....	01	190106	12/91	214.334	214.334	214.334	214.334	214.334
Grains.....	01	2		175.257	174.666	189.434	182.862	163.445
Wheat.....	01	21		171.193	167.668	198.355	178.962	159.235
Wheat.....	01	2101		171.193	167.668	198.355	178.962	159.235
Hard red winter wheat.....	01	210101		166.331	158.990	196.570	180.388	154.884
Hard red spring wheat.....	01	210102		210.462	201.353	218.175	180.497	175.028
Soft white wheat.....	01	210103		127.614	137.489	154.221	143.229	133.795
Soft red winter wheat.....	01	210104		166.057	167.405	202.963	183.876	162.847
Hard amber durum wheat.....	01	210105	12/84	248.782	254.825	255.160	238.512	211.366
Other grains.....	01	22		177.680	177.516	190.475	186.173	165.397
Barley.....	01	2201		161.373	171.639	176.879	187.359	169.144
Barley.....	01	220101		161.373	171.639	176.879	187.359	169.144
Corn.....	01	2202		173.950	173.775	186.559	182.307	161.980
Corn.....	01	220205		173.950	173.775	186.559	182.307	161.980
Oats.....	01	2203		258.629	250.262	277.478	242.248	228.159
Oats.....	01	220311		258.629	250.262	277.478	242.248	228.159
Sorghum.....	01	2205	12/91	198.071	193.602	207.530	198.449	173.737
Sorghum.....	01	220501	12/91	198.071	193.602	207.530	198.449	173.737
Rough rice.....	01	23	12/91	132.322	133.436	131.387	127.998	127.998
Rough rice.....	01	2301	12/91	132.322	133.436	131.387	127.998	127.998
Rough rice.....	01	230103	12/04	224.988	226.881	223.397	217.635	217.635
Long grain rough rice.....	01	2301031	09/15	149.541	150.459	148.624	144.954	144.954
Medium/short grain rough rice.....	01	2301032	09/15	135.032	136.943	133.758	129.936	129.936
Livestock.....	01	3		254.626	264.374	267.257	265.410	270.423
Slaughter cattle.....	01	31		289.331	290.381	297.876	301.974	306.579
Slaughter steers and heifers.....	01	3101		284.622	280.462	287.402	290.610	293.465
Slaughter steers and heifers.....	01	310199	12/91	269.691	265.749	272.325	275.365	278.070
Slaughter cows and bulls.....	01	3102		277.020	295.609	304.552	311.349	321.508
Slaughter cows and bulls.....	01	310299	12/91	249.125	265.842	273.885	279.997	289.134
Slaughter vealers.....	01	3103		102.085	103.046	103.991	105.019	106.388
Slaughter vealers.....	01	310399	12/91	88.192	89.022	89.838	90.726	91.909
Slaughter hogs.....	01	32		99.067	118.984	113.964	111.521	116.953
Slaughter barrows and gilts.....	01	3201		97.701	117.841	113.875	110.406	115.396
Slaughter barrows and gilts.....	01	320199	12/91	147.718	178.168	172.171	166.926	174.471
Slaughter sows.....	01	3202		134.245	140.343	92.185	133.388	156.145
Slaughter sows.....	01	320299	12/91	233.103	243.690	160.068	231.614	271.129
Slaughter lambs.....	01	33		494.484	475.388	449.055	459.349	381.934
Slaughter lambs.....	01	3301		494.484	475.388	449.055	459.349	381.934
Slaughter lambs.....	01	330199	12/91	570.284	548.260	517.891	529.762	440.481
Feeder and replacement cattle.....	01	34	09/21	187.558	189.369	193.610	189.411	191.812
Feeder and replacement cattle.....	01	3401	09/21	187.558	189.369	193.610	189.411	191.812
Feeder and replacement cattle.....	01	340199	09/21	187.558	189.369	193.610	189.411	191.812

See footnotes at end of table.

Table 9. Producer price indexes for commodity and service groupings and individual items, not seasonally adjusted — Continued
 [July 2024, Index base 1982=100, unless otherwise indicated]

Title	Commodity code		Other index base	Unadjusted index ¹				
	Group code	Item code		Mar. 2024	Apr. 2024 ^P	May 2024 ^P	June 2024 ^P	July 2024 ^P
Slaughter poultry.....	01	4		340.200	347.064	347.538	342.587	347.721
Slaughter chickens.....	01	41		364.184	378.234	375.569	373.393	375.552
Broilers and other meat type chickens.....	01	4102		369.251	383.497	380.795	378.589	380.778
Slaughter chickens.....	01	410299	12/91	355.573	369.291	366.689	364.565	366.672
Slaughter turkeys.....	01	42		236.606	208.909	224.968	205.536	226.165
Slaughter turkeys.....	01	4201		236.606	208.909	224.968	205.536	226.165
Slaughter turkeys.....	01	420199	12/91	215.315	190.111	204.724	187.041	205.814
Slaughter ducks.....	01	43	12/91	299.376	300.288	300.288	300.288	300.288
Slaughter ducks.....	01	4301	12/91	299.376	300.288	300.288	300.288	300.288
Slaughter ducks.....	01	430199	12/91	299.376	300.288	300.288	300.288	300.288
Raw cotton.....	01	5		144.937	128.282	108.313	106.942	100.087
Raw cotton.....	01	51		143.458	126.973	107.208	105.851	99.066
Raw cotton.....	01	5101		143.458	126.973	107.208	105.851	99.066
Raw cotton.....	01	510101		143.458	126.973	107.208	105.851	99.066
Upland cotton.....	01	5101011	09/15	145.489	127.720	106.417	105.120	98.356
Pima cotton.....	01	5101012	09/15	111.328	111.328	111.328	109.319	102.623
Raw milk.....	01	6		157.921	156.395	167.838	173.942	182.864
Raw milk.....	01	61		158.559	157.027	168.517	174.645	183.603
Raw milk.....	01	6101		158.559	157.027	168.517	174.645	183.603
Raw milk.....	01	610102		158.559	157.027	168.517	174.645	183.603
Chicken eggs.....	01	7		353.138	380.935	253.033	393.118	379.375
Chicken eggs.....	01	71		353.138	380.935	253.033	393.118	379.375
Eggs for fresh use.....	01	7107	12/91	278.351	309.454	201.905	314.795	286.906
Eggs, jumbo.....	01	710701	12/84	297.732	322.371	217.885	339.239	319.897
Eggs, extra large.....	01	710702	12/84	315.434	341.290	227.480	368.449	339.220
Eggs, large.....	01	710703		337.860	374.833	242.389	384.610	354.119
Eggs, medium.....	01	710704	12/84	319.334	372.312	244.747	339.975	287.792
Eggs, small.....	01	710705	12/84	231.891	253.402	156.604	185.797	185.797
Breaker stock and checks and undergrades.....	01	7108	12/91	367.132	375.220	257.494	397.535	421.859
Breaker stock.....	01	710801	12/91	356.294	363.812	250.437	387.028	408.595
Checks and undergrades.....	01	710802	12/91	485.565	499.558	335.139	513.551	566.025
Hay, hayseeds, and oilseeds.....	01	8		242.283	241.194	255.121	243.330	239.895
Hay and hayseeds.....	01	81		328.183	345.162	442.059	365.794	381.135
Hay and hayseeds.....	01	8101		328.183	345.162	442.059	365.794	381.135
Alfalfa hay.....	01	810101		340.233	329.383	373.716	319.713	341.749
All other hay.....	01	810102	09/15	108.834	125.741	180.117	144.892	147.549
Oilseeds.....	01	83		220.674	217.919	223.153	218.171	213.133
Oilseeds.....	01	8301		220.674	217.919	223.153	218.171	213.133
Peanuts.....	01	830111		131.365	134.234	125.059	111.625	137.749
Cottonseed.....	01	830121		272.442	235.721	247.998	264.886	270.802
Soybeans.....	01	830131		201.188	199.004	204.383	199.709	192.755
Flaxseed.....	01	830151	12/91	263.104	263.104	-	-	293.462
Sunflower.....	01	830161	12/91	209.150	209.150	223.352	254.595	260.535
Canola.....	01	830171	12/11	96.424	95.903	99.709	92.982	93.927
Miscellaneous oil crops.....	01	830181	09/15	171.967	174.792	174.692	173.142	173.142
Processed foods and feeds.....	02	-		261.938	263.105	263.577	265.075	266.049
Cereal and bakery products.....	02	1		328.728	327.370	328.513	327.900	327.672
Bakery products.....	02	11		362.682	361.159	361.094	361.282	361.637
Bread (white, wheat, rye, etc.), including frozen.....	02	1102	06/06	179.028	177.041	177.236	177.267	177.566
Bread (white, wheat, rye, etc.), including frozen.....	02	110201	06/06	179.028	177.041	177.236	177.267	177.566
White pan bread.....	02	11020111	12/11	146.037	143.939	144.322	144.089	144.472
White hearth bread (French, Italian, etc.).....	02	11020112	12/11	146.127	144.220	144.755	144.935	144.916
Dark wheat breads (whole wheat, cracked wheat, multigrain, etc.).....	02	11020113	12/11	143.675	141.374	141.403	141.448	141.453
Other variety breads (rye, unleavened, raisin, potato, self-rising, salt-free, canned, etc.).....	02	11020114	12/11	131.338	131.434	131.093	131.464	131.777
Rolls (bread-type), muffins, bagels, and croissants.....	02	1105		373.152	369.623	368.889	368.820	368.443
Rolls (bread-type), muffins, bagels, and croissants.....	02	110505	06/06	182.051	180.330	179.971	179.938	179.754
Rolls, hamburger and wiener.....	02	11050501	12/11	133.595	132.148	131.739	131.512	131.406
All other rolls, bread-type (incl. muffins, bagels, and croissants).....	02	11050502	12/11	151.853	150.592	150.433	150.599	150.417
Other sweet goods, excluding frozen.....	02	1107		393.429	396.422	396.375	396.400	397.751
Other sweet goods, excluding frozen.....	02	110703	06/99	244.590	246.450	246.421	246.437	247.276
Soft cakes, excluding frozen.....	02	1108		437.931	437.306	437.641	438.084	440.957
Soft cakes, excluding frozen.....	02	110803	06/99	224.625	224.304	224.476	224.703	226.177
Pies (fruit, cream, and custard), excluding frozen.....	02	1109		480.033	479.655	480.033	479.655	478.900

See footnotes at end of table.

Table 9. Producer price indexes for commodity and service groupings and individual items, not seasonally adjusted — Continued
 [July 2024, Index base 1982=100, unless otherwise indicated]

Title	Commodity code		Other index base	Unadjusted index ¹				
	Group code	Item code		Mar. 2024	Apr. 2024 ^P	May 2024 ^P	June 2024 ^P	July 2024 ^P
Pies (fruit, cream, and custard), excluding frozen.....	02	110903	06/99	241.697	241.507	241.697	241.507	241.126
Cookies, crackers, and related products.....	02	1121		276.576	276.576	276.576	276.576	276.576
Cookies, wafers, and ice cream cones and cups (excluding frozen).....	02	112103	06/83	279.708	279.708	279.708	279.708	279.708
Crackers, biscuits, and related products.....	02	112104	06/83	251.430	251.430	251.430	251.430	251.430
Saltines and all other crackers, cracker meal and crumbs, and biscuits.....	02	1121042	12/11	101.663	101.663	101.663	101.663	101.663
Retail bakery products, excluding retail trade.....	02	1130	06/14	165.352	166.367	166.367	167.216	167.216
Retail bakery products, excluding retail trade.....	02	113001	06/14	165.352	166.367	166.367	167.216	167.216
Flour and flour base mixes and doughs.....	02	12		260.653	259.323	263.059	260.612	258.621
Wheat flour.....	02	1203		255.737	252.418	263.948	256.706	252.340
Wheat flour.....	02	120301	06/83	249.672	246.432	257.689	250.618	246.356
Flour base mixes and doughs.....	02	1204		258.829	258.572	258.134	258.257	257.552
Flour base mixes and doughs.....	02	120401	06/83	271.972	271.701	271.241	271.371	270.630
Prepared flour mixes, including refrigerated and frozen doughs and batters, made in flour mills.....	02	1204011	12/11	133.707	133.537	133.537	133.537	133.694
Flour mixes, excluding cake mixes, made from purchased flour.....	02	1204013	12/11	140.040	139.901	139.606	139.689	139.182
Milled rice and byproducts.....	02	13		279.798	280.289	280.778	281.978	280.251
Head rice.....	02	1301		306.769	307.909	308.001	307.452	304.105
Head rice.....	02	130106	06/03	297.053	298.158	298.246	297.715	294.474
Head rice not packaged with other ingredients.....	02	1301066	12/11	133.890	134.080	133.905	133.596	131.710
Milled rice (incl second heads, screenings, brewers, bran, sharps, rice flour, and byproducts).....	02	1302	06/84	157.488	157.361	157.934	159.859	159.859
Milled rice (incl second heads, screenings, brewers, bran, sharps, rice flour, and byproducts).....	02	130201	06/84	157.488	157.361	157.934	159.859	159.859
Cereal and pasta products.....	02	14		301.407	300.093	301.205	300.411	301.000
Dry macaroni, spaghetti, and egg noodle products, made from purchased flour.....	02	1402	06/85	277.970	277.970	277.970	277.970	277.992
Dry macaroni, spaghetti, and egg noodle products, made from purchased flour.....	02	140203	12/02	228.761	228.761	228.761	228.761	228.779
Dry macaroni, spaghetti, and egg noodle products, made from purchased flour.....	02	14020303	06/09	154.165	154.165	154.165	154.165	154.177
Cereal and mill products, other than flour.....	02	1409	06/85	283.548	282.046	283.316	282.409	283.077
Manufactured starch, made by wet milling.....	02	140907	06/85	340.363	341.108	341.037	339.951	349.044
Wheat mill products, corn mill products, and other grain mill products except flour.....	02	140908	06/98	219.502	216.040	219.473	217.562	216.272
Wheat mill products, except flour.....	02	1409081	12/09	112.439	111.127	114.777	111.542	109.850
Corn mill products.....	02	1409082	12/09	146.074	145.417	146.502	146.074	147.761
Other grain mill products.....	02	1409083	12/09	157.133	149.741	152.042	152.337	146.743
Breakfast cereal.....	02	140909	12/11	140.686	140.384	140.384	140.356	140.148
Meats, poultry, and fish.....	02	2		234.665	238.913	239.386	241.087	241.676
Meats.....	02	21		242.962	246.144	246.353	252.720	255.240
Beef and veal products, fresh or frozen.....	02	2101		304.953	303.241	301.845	319.251	318.051
Beef, fresh/frozen variety meats, not canned or made into sausage, made in slaughtering plants.....	02	210126	06/08	256.763	263.035	267.774	275.204	283.508
Beef, fresh/frozen whole/half carcass, not canned or made into sausage, misp.....	02	210131	06/08	201.089	193.287	193.006	193.506	198.382
Beef, fresh/frozen, primal and subprimal cuts, made in slaughtering plants.....	02	210133	12/95	263.026	261.672	259.753	277.219	274.363
Lamb/mutton, fresh or frozen, not canned or made into sausage, made in slaughtering plants.....	02	2103		492.834	492.588	486.683	480.311	487.628
Lamb/mutton, fresh or frozen, not canned or made into sausage, made in slaughtering plants.....	02	210321	12/88	394.199	394.002	389.279	384.182	390.035
Pork products, fresh, frozen, or processed, except sausage.....	02	2104		173.101	177.937	180.265	180.254	182.248
Pork, fresh/frozen, unprocessed, all cuts, except sausage, made in slaughtering plants.....	02	210444	06/01	120.454	125.746	127.785	128.545	129.213
Pork, processed or cured, not canned or made into sausage.....	02	210447	06/01	169.500	170.684	172.192	170.765	174.045
Pork, processed or cured, not canned or made into sausage, made in slaughtering plants.....	02	2104471	06/08	200.537	189.342	190.736	192.175	192.383
Pork, processed or cured, not canned or made into sausage, mfpc.....	02	2104472	06/08	143.382	147.839	149.221	147.156	150.939
Pork, sweet-pickled, dry-cured, or dry salt, not canned or made into sausage, mfpc.....	02	21044721	09/16	125.848	125.983	126.752	127.167	127.464
Smoked hams and picnics, excluding canned, made from purchased carcasses.....	02	21044722	12/11	127.426	137.977	141.335	128.621	144.554
Smoked slab bacon, made from purchased carcasses.....	02	21044723	09/16	117.654	116.237	118.042	121.028	121.058
Smoked sliced bacon, made from purchased carcasses.....	02	21044724	12/11	118.148	121.694	122.165	124.419	123.885
Other smoked pork, not canned or made into sausage, made from purchased carcasses.....	02	21044725	12/11	123.225	122.536	122.833	122.747	119.439
Boiled ham, barbecue pork, and other cooked pork, excluding canned meats and sausage, mfpc.....	02	21044726	12/11	104.163	104.157	104.163	104.174	104.164
Other meats, fresh, frozen, or canned.....	02	2105		223.753	229.808	229.475	230.642	237.111
Fresh/processed sausage, deli & cooked meats, etc.....	02	210503	06/01	204.920	207.665	207.454	208.549	212.383
Fresh and processed sausage, deli, and cooked meats, made in slaughtering plants.....	02	2105031	06/08	220.083	226.010	222.695	225.572	235.185

See footnotes at end of table.

Table 9. Producer price indexes for commodity and service groupings and individual items, not seasonally adjusted — Continued
 [July 2024, Index base 1982=100, unless otherwise indicated]

Title	Commodity code		Other index base	Unadjusted index ¹				
	Group code	Item code		Mar. 2024	Apr. 2024 ^P	May 2024 ^P	June 2024 ^P	July 2024 ^P
Fresh and processed sausage, deli, and cooked meats, mfpc.	02	2105032	06/08	175.349	177.388	177.528	178.289	180.999
Fresh sausage (pork sausage, breakfast links, etc.), excluding canned, mfpc.	02	21050321	12/11	154.783	162.869	160.069	158.480	165.708
Dry or semidry sausage (salami, cervelat, pepperoni, summer sausage, pork roll, etc), mfpc.	02	21050322	12/11	135.344	132.832	134.494	139.278	138.313
Frankfurters, including wieners, excluding canned, made from purchased carcasses.	02	21050323	12/11	141.272	141.151	141.604	141.894	141.028
Other sausage (smoked or cooked) & jellied goods & similar preparations, excluding canned, mfpc.	02	21050324	12/11	143.072	143.432	145.134	142.394	144.853
Boxed meat (beef, pork, lamb, etc.), made from purchased carcasses.	02	210504	06/08	144.846	148.198	146.358	145.091	153.796
Canned meats, excluding dog, cat, and baby food.	02	210579	12/88	283.579	295.342	289.453	294.973	295.415
Frozen ground meat patties and other processed, frozen, or cooked meats, mfpc.	02	210586	12/01	160.751	167.172	168.043	169.470	174.249
Processed poultry.	02	22		174.502	179.651	182.635	179.089	175.969
Young chickens, including bulk, chilled, frozen, whole, and in parts.	02	2203		202.112	213.065	210.134	216.058	210.890
Young chickens, including bulk, chilled, frozen, whole, and in parts.	02	220333	12/90	199.664	210.485	207.588	213.441	208.335
Turkeys, including frozen, whole, and in parts.	02	2206		170.298	168.967	170.964	167.210	166.742
Turkeys, including frozen, whole, and in parts.	02	220611	12/90	169.032	167.710	169.693	165.966	165.502
Canned, cooked, smoked or prepared poultry.	02	2208		134.822	134.994	146.917	129.908	128.517
Canned, cooked, smoked or prepared poultry.	02	220811	12/90	110.788	110.929	120.726	106.749	105.606
Chicken hens and other poultry/small game.	02	2209	12/90	112.224	111.889	111.712	111.712	110.731
Other poultry/small game (duck, goose, rabbit, etc.).	02	220911	12/90	298.040	295.224	293.741	293.741	285.492
Unprocessed and prepared seafood.	02	23		429.515	438.201	423.675	403.743	406.479
Unprocessed finfish.	02	2301		655.429	847.463	727.107	458.373	461.459
Haddock.	02	230101		240.059	364.149	319.827	276.323	313.874
Halibut.	02	230102		1,179.948	774.182	623.353	575.220	587.559
Salmon.	02	230103		-	444.655	-	-	-
Flounder.	02	230131	12/91	201.816	279.763	265.981	123.601	172.978
Cod.	02	230132	12/91	87.437	88.296	97.672	92.608	108.246
Pollock.	02	230133	12/91	202.043	249.032	435.940	165.311	122.780
Rockfish.	02	230135	12/91	-	-	-	-	406.257
Tuna.	02	230136	01/16	81.267	87.301	78.939	84.973	86.985
Other finfish.	02	230199	12/91	476.570	883.696	418.872	346.100	371.534
Unprocessed shellfish.	02	2305	12/91	323.503	308.765	291.879	280.715	283.765
Shrimp.	02	230501	12/91	81.424	83.620	83.709	84.123	84.712
Crabs.	02	230502	12/91	-	-	698.429	-	619.338
Lobsters.	02	230503	12/91	364.339	334.543	174.676	143.002	174.900
Clams.	02	230504	12/91	266.585	266.585	262.575	260.701	260.701
Oysters.	02	230505	01/16	118.772	111.424	111.424	111.424	111.195
Sea scallops.	02	230506	01/16	113.957	109.792	111.195	114.650	122.176
Mussels.	02	230507	01/16	134.483	134.483	134.483	134.483	134.483
Prepared fresh and frozen seafood.	02	2306	12/11	129.752	129.793	128.580	128.640	129.468
Prepared fresh fish/seafood, inc. surimi/surimi-based products.	02	230601	12/11	138.834	139.030	138.031	140.657	140.180
Prepared frozen fish.	02	230602	12/11	115.922	115.741	115.833	115.080	117.142
Prepared frozen shellfish.	02	230603	12/11	123.094	124.721	123.039	124.077	124.824
Other prepared fresh and frozen seafood.	02	230604	12/11	155.950	154.836	149.705	146.715	146.081
Dairy products.	02	3		229.002	228.766	233.376	237.171	240.070
Fluid milk products.	02	31		293.796	295.278	294.026	301.196	306.066
Packaged fluid milk and related products.	02	3103	12/82	293.174	295.353	291.647	301.041	307.670
Fluid whole milk.	02	310301		270.685	273.384	268.366	278.425	285.733
Reduced fat and lowfat milk (1/2-2).	02	310302	12/82	303.936	305.680	298.371	309.198	317.273
Fat free or skim milk.	02	310303	12/82	307.563	307.990	300.195	309.809	317.472
Other fluid milk related products, packaged, incl. cartons, bottles, cans, and dispenser cans.	02	310304	12/82	322.133	324.880	330.416	336.790	339.910
Cottage cheese.	02	3104	12/82	315.084	314.922	309.895	310.183	310.368
Cottage cheese.	02	310401	12/82	315.084	314.922	309.895	310.183	310.368
Other milk products.	02	3105	12/82	244.203	242.079	241.044	242.611	244.528
Other milk products.	02	310501	12/82	244.203	242.079	241.044	242.611	244.528
Yogurt, excluding frozen.	02	3105011	12/11	121.196	121.218	121.254	121.254	121.488
Other packaged milk products.	02	3105012	12/11	148.123	144.732	143.028	145.500	148.064
Bulk fluid milk and cream.	02	3106	12/91	238.614	243.238	247.420	255.607	259.494
Bulk fluid milk and cream.	02	310601	12/91	238.614	243.238	247.420	255.607	259.494
Butter.	02	32		203.646	210.374	214.925	222.394	223.929
Butter.	02	3201		203.646	210.374	214.925	222.394	223.929
Butter.	02	320114	06/84	203.247	209.962	214.504	221.958	223.491
Natural, processed, and imitation cheese.	02	33		177.590	176.064	185.631	187.990	190.846
Natural cheese, except cottage cheese.	02	3302		168.132	166.412	175.136	177.385	179.651
Natural cheese, except cottage cheese.	02	330212	06/88	184.419	182.533	192.101	194.569	197.053

See footnotes at end of table.

Table 9. Producer price indexes for commodity and service groupings and individual items, not seasonally adjusted — Continued
 [July 2024, Index base 1982=100, unless otherwise indicated]

Title	Commodity code		Other index base	Unadjusted index ¹				
	Group code	Item code		Mar. 2024	Apr. 2024 ^P	May 2024 ^P	June 2024 ^P	July 2024 ^P
Natural cheese, except lowfat, shipped in consumer packages or containers (3 lbs or less).....	02	3302121	12/07	132.167	132.162	132.410	132.852	133.367
Natural cheese, except lowfat, shipped in packages or containers (more than 3 lbs) or bulk.....	02	3302122	12/07	86.981	85.410	94.895	96.933	98.714
Lowfat natural cheese, except cottage cheese, shipped in consumer packages (3 lbs. or less).....	02	3302123	06/10	121.025	121.004	121.247	121.221	121.282
Lowfat natural cheese, except cottage cheese, shipped in packages (more than 3 lbs.) or in bulk.....	02	3302124	06/10	114.605	110.872	124.196	127.754	131.955
Processed cheese and related products.....	02	3303		178.539	177.724	190.305	192.260	197.538
Process cheese and related products.....	02	330312	06/88	189.771	188.904	202.277	204.355	209.965
Process cheese, shipped in consumer packages or containers (3 lbs. or less).....	02	3303121	06/10	124.292	122.406	131.517	132.749	133.520
All other process cheese and related products.....	02	3303122	06/10	133.706	134.301	143.401	144.984	151.593
Process cheese shipped in packages or containers (more than 3 lbs.) or in bulk.....	02	33031221	06/10	128.006	131.460	128.554	131.299	149.187
Cheese food, spread, and other related products.....	02	33031225	12/11	110.192	108.366	125.196	125.513	121.675
Raw liquid whey.....	02	3307	12/04	269.319	280.921	277.396	293.466	298.001
Raw liquid whey.....	02	330701	12/04	269.319	280.921	277.396	293.466	298.001
Ice cream and frozen desserts.....	02	34		286.942	287.141	287.451	287.946	288.101
Ice cream and frozen desserts.....	02	3402	06/83	283.078	283.274	283.580	284.068	284.222
Ice cream and frozen desserts.....	02	340201	06/83	283.078	283.274	283.580	284.068	284.222
Ice cream, excl. lowfat and nonfat (incl. custards), shipped in bulk (containers 3 gal or more).....	02	3402011	12/11	137.137	137.748	137.785	137.946	138.296
Ice cream, incl. custards (excl. lowfat and nonfat) shipped in sizes less than 3 gallons.....	02	3402012	12/11	130.051	130.107	130.206	130.358	130.399
Ice cream, including custards (excluding lowfat and nonfat), novelty forms.....	02	3402013	12/11	138.409	138.501	138.829	139.061	139.096
Ice cream, including custards, lowfat and nonfat.....	02	3402014	12/11	120.307	120.474	120.513	121.511	121.575
Frozen desserts containing fats other than butterfat (incl. soy, rice, almond, oats, etc.).....	02	3402016	12/22	105.418	105.418	105.418	104.113	104.117
Other frozen desserts (yogurt, sherbet, water ices, mellorine, frozen pudding, gelato, etc.).....	02	3402019	12/11	143.275	143.278	143.358	143.808	144.063
Dry, condensed, and evaporated milk products.....	02	35		179.823	178.144	178.587	179.850	180.430
Dry milk products, including feed grade.....	02	3502	12/83	152.771	150.619	150.096	150.949	151.551
Dry milk products, including feed grade.....	02	350201	12/83	152.771	150.619	150.096	150.949	151.551
Liquid milk products.....	02	3503	12/83	223.217	222.487	226.496	228.434	228.023
Consumer-type canned milk products, excluding alternatives.....	02	350301	12/83	289.277	290.746	290.523	290.720	290.829
Concentrated milk products shipped in bulk (barrels, drums, and tanks).....	02	350303	12/83	139.822	136.767	145.105	148.807	147.860
Ice cream mixes and related products.....	02	3505	06/02	165.666	167.558	169.556	171.811	173.234
Ice cream mixes and related products.....	02	350502	06/02	165.666	167.558	169.556	171.811	173.234
Processed fruits and vegetables.....	02	4		288.562	289.166	290.211	290.633	293.073
Canned fruits and juices.....	02	41		304.980	304.542	305.474	306.259	306.656
Canned fruits, excluding baby foods.....	02	4101		308.375	307.397	309.452	312.377	311.509
Canned fruits, excluding baby foods.....	02	410105	12/87	271.642	270.780	272.590	275.167	274.403
Canned and fresh fruit juices, nectars, and concentrates.....	02	4102		310.167	310.036	310.332	309.881	311.028
Canned and fresh fruit juices, nectars, and concentrates.....	02	410239	12/87	255.326	255.219	255.462	255.091	256.036
Frozen fruits, juices and ades.....	02	42		288.512	289.788	291.740	293.225	313.668
Frozen fruits.....	02	4202		275.348	278.455	283.206	286.820	290.285
Frozen fruits.....	02	420209	12/90	259.876	262.809	267.292	270.703	273.974
Canned vegetables and juices.....	02	44		252.633	252.374	252.960	253.003	254.046
Canned vegetables and juices.....	02	4401		252.633	252.374	252.960	253.003	254.046
Canned vegetables.....	02	440102	12/87	278.591	277.562	277.663	280.035	282.710
Canned catsup and other tomato based sauces.....	02	440127	12/87	223.374	223.560	224.924	223.486	223.536
Frozen vegetables.....	02	45		310.995	314.574	314.541	314.631	316.376
Frozen potato products (French-fried, patties, puffs, etc.).....	02	4502	12/90	335.006	342.647	342.647	342.647	345.630
Frozen potato products (French-fried, patties, puffs, etc.).....	02	450202		421.921	431.545	431.545	431.545	435.303
Frozen vegetables, other than potato products.....	02	4505	12/90	194.314	193.312	193.261	193.400	193.546
Frozen vegetables, other than potato products.....	02	450509	06/97	190.830	189.846	189.796	189.933	190.075
Dried and dehydrated food.....	02	48	12/03	209.486	208.715	211.516	212.085	212.628
Dried and dehydrated food.....	02	4801	12/03	209.486	208.715	211.516	212.085	212.628
Dried and dehydrated food.....	02	480101	12/03	209.486	208.715	211.516	212.085	212.628
Soup mixes (including dried/dehydrated/freeze-dried) and bouillon....	02	48010101	12/11	124.625	124.625	124.625	124.625	126.232
Dried and dehydrated fruits and vegetables, including freeze-dried....	02	48010102	12/11	142.268	141.540	142.165	142.702	142.553
Sugar and confectionery.....	02	5		279.807	286.859	285.146	289.140	289.185
Raw cane sugar and sugar cane mill products and byproducts.....	02	52		244.938	244.942	245.122	242.826	242.667
Raw cane sugar and sugarcane mill products and byproducts.....	02	5201		244.938	244.942	245.122	242.826	242.667
Raw cane sugar and sugarcane mill products and byproducts.....	02	520106	12/03	226.095	226.098	226.264	224.145	223.998

See footnotes at end of table.

Table 9. Producer price indexes for commodity and service groupings and individual items, not seasonally adjusted — Continued
 [July 2024, Index base 1982=100, unless otherwise indicated]

Title	Commodity code		Other index base	Unadjusted index ¹				
	Group code	Item code		Mar. 2024	Apr. 2024 ^P	May 2024 ^P	June 2024 ^P	July 2024 ^P
Refined sugar products and byproducts.....	02	53		265.854	265.544	265.961	265.941	266.174
Refined sugar products and byproducts.....	02	5307	12/02	221.355	221.097	221.443	221.427	221.621
Refined granulated cane sugar and byproducts.....	02	530701	12/02	235.568	234.719	236.972	236.944	236.839
Beet sugar.....	02	530702	12/02	212.503	212.744	211.470	211.463	211.915
Confectionery materials.....	02	54		281.408	314.054	304.087	326.880	322.648
Confectionery materials.....	02	5401		281.408	314.054	304.087	326.880	322.648
Corn sweeteners, made by wet milling.....	02	540107	06/85	253.055	250.539	268.752	266.815	279.792
Chocolate coatings, made from cacao beans.....	02	540108	06/83	304.985	342.406	328.676	364.236	339.361
Other chocolate and cocoa products, made from cacao beans.....	02	540109	06/83	486.293	621.844	537.524	629.632	586.723
Confectionery end products.....	02	55		310.404	312.023	312.231	311.795	313.348
Candy and nuts.....	02	5503	06/83	279.557	281.119	281.319	280.899	282.396
Chocolate and chocolate-type confectionery products.....	02	550301	06/83	283.067	287.749	288.236	288.933	292.147
Chocolate/chocolate-type confectionery prods, cacao beans.....	02	5503011	12/11	139.897	139.897	139.897	139.897	139.897
Chocolate/confectionery products, made from purchased chocolate, not retailed.....	02	5503014	12/11	121.458	123.862	124.112	124.470	126.120
Nonchocolate-type confectioneries.....	02	550302	06/83	282.879	282.879	283.253	283.253	283.253
Nuts and seeds (salted, roasted, cooked or blanched).....	02	550304	06/91	191.989	191.400	191.198	189.685	190.209
Nuts (salted, roasted, cooked, or blanched), sold in bulk.....	02	5503041	06/08	115.636	115.255	115.097	114.230	114.491
Canned nuts (salted, roasted, cooked, or blanched).....	02	5503042	06/08	132.051	132.132	131.565	133.329	129.579
All other packaged nuts, including all types of seeds (salted, roasted, cooked, or blanched).....	02	5503043	06/08	170.575	170.311	171.204	167.121	171.377
Other confectionery-type products.....	02	550305	06/91	223.207	223.207	223.207	223.207	223.207
Beverages and beverage materials.....	02	6		257.243	256.839	256.967	256.868	257.560
Alcoholic beverages.....	02	61		220.688	220.734	220.117	220.252	220.217
Malt beverages.....	02	6101		234.484	234.493	234.653	234.587	234.739
Bottled beer and ale.....	02	610101		203.095	202.743	202.451	202.000	202.105
Canned beer and ale.....	02	610103		242.234	241.671	241.605	241.598	241.949
Beer and ale in barrels and kegs.....	02	610105	06/82	323.829	325.157	326.040	326.164	326.186
All other malt beverages and brewing products.....	02	610108	12/03	112.431	111.642	111.637	111.653	111.634
Distilled and bottled liquor, excluding brandy.....	02	6102		196.205	196.187	196.187	196.160	196.234
Distilled liquor, excluding brandy.....	02	610202	12/11	102.359	102.359	102.359	102.359	102.359
Distilled whiskey, all other distilled liquor, excluding brandy.....	02	6102022	12/11	118.026	118.026	118.026	118.026	118.026
Bottled liquor, excluding brandy.....	02	610204	12/11	104.818	104.800	104.800	104.773	104.847
Bottled whiskey.....	02	6102041	06/12	102.658	102.658	102.658	102.658	102.797
Bottled gin, vodka, rum, cordials, cocktails, and similar compounds.....	02	6102042	06/12	105.937	105.887	105.887	105.887	105.887
Wines, brandy, and brandy spirits.....	02	6104	12/83	209.689	209.813	207.979	208.431	208.120
Wines, brandy, and brandy spirits.....	02	610441	06/06	133.732	133.811	132.641	132.929	132.731
Wines, white, red & rose grape, and other fruit, 14 percent or less alcohol.....	02	6104411	12/11	117.610	117.749	116.597	116.858	116.522
Wines, white grape, 14 percent or less alcohol content.....	02	61044111	12/11	118.985	119.117	117.559	118.052	117.214
Wines, red grape, 14 percent or less alcohol content.....	02	61044112	12/11	113.611	113.718	112.949	112.967	113.017
Wines, rose grape & other fruits & berries, 14 percent or less alcohol.....	02	61044113	12/11	145.565	146.500	145.937	146.437	148.431
Wines, dessert, effervescent, and wine coolers.....	02	6104412	12/11	128.411	128.960	128.190	128.992	130.253
Other wines, brandy, and brandy spirits.....	02	6104413	12/11	151.949	150.588	150.963	150.802	152.096
Soft drinks.....	02	62		293.817	293.184	293.970	293.048	292.531
Soft drinks, non-carbonated and bottled water.....	02	6206		244.841	244.915	243.433	241.322	244.373
Bottled water, non-carb, processed or pasteurized.....	02	620608	12/03	117.926	118.104	118.852	117.055	119.270
Soft drinks, non-carbonated.....	02	620609		270.147	269.943	265.367	264.607	266.474
Soft drinks, non-carbonated, iced tea and other types.....	02	6206093	12/07	143.063	142.284	140.475	137.827	141.736
Soft drinks, non-carbonated, fruit drinks, cocktails, ades.....	02	6206094	12/11	138.112	138.412	135.702	136.670	135.860
Soft drinks, carbonated, bottle/can, all types.....	02	6210	12/11	174.105	175.636	176.217	175.233	174.802
Soft drinks, carbonated, bottle/can, all types.....	02	621001	12/11	174.105	175.636	176.217	175.233	174.802
Soft drinks, energy and sport.....	02	6211	01/24	105.078	101.999	103.384	104.416	102.351
Soft drinks, energy and sport.....	02	621101	01/24	105.078	101.999	103.384	104.416	102.351
Packaged beverage materials.....	02	63		249.328	247.837	249.125	249.316	257.065
Coffee (whole bean, ground, & instant).....	02	6301		255.204	253.486	254.929	255.223	263.569
Coffee, concentrated, including coffee substitutes.....	02	630103		201.905	201.905	201.905	201.905	201.905
Roasted coffee.....	02	630104	06/88	225.157	223.599	224.908	225.174	232.743
Tea in consumer packages, exc. canned ice tea.....	02	6303		214.469	214.671	214.811	214.217	217.675
Tea in consumer packages, exc. canned ice tea.....	02	630313	12/85	181.860	182.031	182.149	181.646	184.578
Other beverage materials.....	02	64		328.192	327.624	327.607	330.461	330.519
Other beverage materials.....	02	6401		328.192	327.624	327.607	330.461	330.519
Malt and malt byproducts.....	02	640101		169.231	168.383	168.358	168.461	168.548
Liquid beverage bases, excluding use by soft drink bottlers.....	02	640109	12/85	284.596	284.596	284.596	288.285	288.285
Fats and oils.....	02	7		324.985	326.299	319.719	320.486	327.830
Shortening, cooking oil, and margarine.....	02	78		358.131	358.415	349.478	348.622	350.049

See footnotes at end of table.

Table 9. Producer price indexes for commodity and service groupings and individual items, not seasonally adjusted — Continued
 [July 2024, Index base 1982=100, unless otherwise indicated]

Title	Commodity code		Other index base	Unadjusted index ¹				
	Group code	Item code		Mar. 2024	Apr. 2024 ^P	May 2024 ^P	June 2024 ^P	July 2024 ^P
Shortening, cooking oil, and margarine.....	02	7801		358.131	358.415	349.478	348.622	350.049
Margarine, butter blends, and butter substitutes.....	02	780109		396.602	395.609	401.830	393.955	—
Shortening and cooking oils.....	02	780115	12/11	116.929	117.115	113.049	113.263	113.841
Other oilseed processing.....	02	7A	12/04	262.826	263.292	257.292	257.214	270.262
Other oilseed processing.....	02	7A01	12/04	262.826	263.292	257.292	257.214	270.262
Cotton linters.....	02	7A0104	12/11	31.846	32.158	32.244	38.036	41.461
Cottonseed cake, meal, hulls, and other byproducts.....	02	7A0105	12/11	104.233	102.450	102.738	103.366	102.458
Cottonseed cake and meal.....	02	7A01051	12/11	116.058	112.925	116.786	117.832	113.243
Other crude and refined vegetable oils and other vegetable mill products.....	02	7A0106	12/11	186.724	185.034	186.229	185.625	185.432
Other crude vegetable oils, including linseed, peanut, sunflower, safflower, etc.....	02	7A01061	12/11	231.570	230.644	232.588	230.991	230.264
Other vegetable oil mill products, including all oil seed cake and meal.....	02	7A01063	12/11	110.469	108.923	109.455	109.581	109.705
Corn oil, crude and refined.....	02	7B	01/16	166.121	170.460	171.774	177.099	177.791
Corn oil, made by wet milling.....	02	7B01	01/16	166.121	170.460	171.774	177.099	177.791
Corn oil, made by wet milling.....	02	7B0101	01/16	166.121	170.460	171.774	177.099	177.791
Miscellaneous processed foods.....	02	8		296.874	295.782	294.426	295.860	296.770
Canned jams, jellies, and preserves.....	02	81		243.598	243.950	243.938	243.938	243.938
Canned jams, jellies, and preserves.....	02	8101		243.598	243.950	243.938	243.938	243.938
Canned jams, jellies, and preserves.....	02	810102	12/87	215.605	215.917	215.907	215.907	215.907
Pickles and other pickled products, including horseradish.....	02	82		307.540	307.540	307.540	308.790	308.790
Pickles and other pickled products.....	02	8201		307.540	307.540	307.540	308.790	308.790
Pickles and other pickled products, including horseradish.....	02	820106	12/86	274.874	274.874	274.874	275.992	275.992
Specialty canning.....	02	84		330.739	330.917	329.028	328.831	328.767
Specialty canning.....	02	8401		330.739	330.917	329.028	328.831	328.767
Canned dry beans.....	02	840102	12/82	222.925	223.425	222.709	223.063	222.657
Canned soups and stews, excluding frozen and seafood.....	02	840104	12/82	449.308	450.982	449.313	449.313	449.313
Canned baby foods and other canned specialties/nationality foods.....	02	840105	06/08	152.856	151.518	149.644	149.144	149.163
Frozen specialty food.....	02	85		233.469	233.175	233.140	233.830	233.589
Frozen specialty food.....	02	8501		233.469	233.175	233.140	233.830	233.589
Frozen cakes, pies, and other pastries.....	02	850109	12/82	348.991	349.102	348.241	349.328	349.282
Frozen dinners (beef, pork, and poultry pies) and nationality foods, incl. frozen pizza.....	02	850111	12/82	186.073	185.327	185.910	186.589	186.405
Other frozen specialties, incl. all whipped topping, waffles, soups, etc., excluding seafood.....	02	850113	12/82	291.891	293.935	291.209	291.209	290.448
Prepared sauces, except tomato.....	02	86		262.304	263.408	263.408	263.408	263.408
Prepared sauces, excluding tomato-based sauces and sauces comprised of 20 percent or more meat.....	02	8601		262.304	263.408	263.408	263.408	263.408
Prepared sauces, excluding tomato-based sauces and sauces comprised of 20 percent or more meat.....	02	860103	12/86	217.543	218.458	218.458	218.458	218.458
Other miscellaneous processed foods.....	02	89		326.324	324.014	323.861	323.736	323.770
Other miscellaneous processed foods.....	02	8901		326.324	324.014	323.861	323.736	323.770
Mayonnaise, salad dressings, and sandwich spreads.....	02	890102	12/86	294.592	294.885	294.085	294.194	294.194
Dry mix food preparations.....	02	890148	06/91	161.840	161.840	161.613	161.613	161.613
Perishable non-frozen prepared food, including tortillas.....	02	890149	06/91	190.263	194.444	192.504	193.875	196.607
Perishable prepared foods.....	02	8901492	12/07	133.091	137.023	135.803	137.108	138.535
Flavoring extracts, emulsions, liquid flavors, and food colorings.....	02	890151	12/85	352.921	347.155	347.155	347.155	347.155
Other flavoring agents, except chocolate syrup.....	02	890154	12/00	172.581	174.808	176.368	173.306	165.727
Soft drink flavoring syrup, sold in bulk.....	02	89015411	12/11	164.533	164.533	164.533	164.533	147.020
Other flavoring agents (except chocolate syrups).....	02	89015412	12/11	133.396	133.396	133.396	133.396	133.396
Table salt (evaporated), pepper (white and black), and other spices.....	02	890156	06/91	289.124	289.277	290.433	293.769	295.702
Pepper and other spices in commercial sizes (1 lb or more).....	02	8901566	05/17	113.366	113.988	113.988	118.792	121.576
Peanut butter.....	02	890158	06/91	161.654	160.960	169.600	171.020	170.892
Ice.....	02	890161	12/85	286.751	286.751	286.751	304.118	304.118
Dairy product alternatives, including plant-based.....	02	890162	06/92	196.903	196.999	198.063	198.260	198.406
Dry, condensed, and evaporated dairy product alternatives, including plant-based.....	02	8901621	12/09	136.461	136.471	136.472	136.709	136.923
Liquid dairy product alternatives, including plant-based.....	02	8901622	12/09	125.376	125.486	126.781	126.823	126.823
Perishable beverage dairy milk alternatives, including plant-based.....	02	89016221	09/23	98.651	98.651	98.651	98.665	98.665
All other liquid dairy product alternatives, including plant-based.....	02	89016222	09/23	99.319	99.751	104.851	104.960	104.960
Chips (potato, corn, etc.).....	02	890172	12/85	328.075	315.914	315.339	315.490	315.502
Potato chips and sticks, plain and flavored.....	02	8901721	12/07	179.309	181.021	181.021	181.247	181.247
Corn chips and related products.....	02	8901722	12/07	241.833	214.358	214.354	214.355	214.379
Other chips, sticks (hard pretzels, bacon rinds, popcorn (except candied), etc.).....	02	8901723	12/07	197.415	197.415	196.171	196.171	196.171
Vinegar and cider.....	02	890174	12/85	203.602	203.602	203.602	203.602	205.376
Other food preparations.....	02	890175	12/85	310.347	308.337	309.833	302.553	309.391

See footnotes at end of table.

Table 9. Producer price indexes for commodity and service groupings and individual items, not seasonally adjusted — Continued
 [July 2024, Index base 1982=100, unless otherwise indicated]

Title	Commodity code		Other index base	Unadjusted index ¹				
	Group code	Item code		Mar. 2024	Apr. 2024 ^P	May 2024 ^P	June 2024 ^P	July 2024 ^P
Prepared animal feeds.....	02	9		233.207	231.853	232.030	233.142	232.796
Soybean cake, meal, and other byproducts.....	02	92		139.504	137.011	140.105	139.689	140.468
Soybean cake, meal, and byproducts.....	02	9201		139.504	137.011	140.105	139.689	140.468
Soybean cake, meal, and byproducts.....	02	920112	12/04	170.159	167.119	170.893	170.385	171.335
Soybean cake and meal.....	02	9201121	12/09	95.421	94.657	96.182	96.812	96.617
Other soybean products, including isolates and concentrates.....	02	9201122	12/09	155.024	138.522	150.593	136.771	148.257
Formula feeds.....	02	93		247.831	246.051	246.897	245.935	247.689
Formula feeds.....	02	9301		247.831	246.051	246.897	245.935	247.689
Chicken and turkey feed, supplements, concentrates, and premixes.....	02	930102	12/86	232.666	230.774	233.491	230.741	232.238
Dairy cattle feed, supplements, concentrates, and premixes.....	02	930110	12/11	115.041	112.908	111.678	112.399	114.261
Swine feed, supplements, concentrates, and premixes.....	02	930115	12/11	117.333	118.046	118.749	118.778	118.804
Beef cattle feed, supplements, concentrates, and premixes.....	02	930117	12/11	116.581	115.237	115.804	115.183	116.402
Poultry, exc. chicken and turkey, and livestock, exc. cattle and swine, feed.....	02	930118	12/86	352.309	352.713	351.494	351.502	351.507
Miscellaneous feedstuffs.....	02	94		320.804	320.192	318.179	321.901	319.303
Pet food.....	02	9402		359.953	359.812	359.765	359.875	359.089
Dog and cat food.....	02	940202	12/85	311.566	311.568	311.628	311.714	311.711
Dog food.....	02	9402021	12/10	158.267	158.269	158.313	158.376	158.374
Canned dog food.....	02	94020211	12/10	186.151	186.151	186.151	186.151	186.151
Dry and semi moist dog food.....	02	94020214	12/11	144.687	144.689	144.739	144.810	144.808
Cat food.....	02	9402022	12/10	165.366	165.366	165.366	165.366	165.366
Canned cat food.....	02	94020224	12/11	167.111	167.111	167.111	167.111	167.111
Dry and semi moist cat food.....	02	94020225	12/10	152.936	152.936	152.936	152.936	152.936
Pet (excluding dog and cat), laboratory, and fur animal feed.....	02	940203	12/85	261.457	259.732	258.386	258.592	249.181
Miscellaneous feedstuffs other than pet food.....	02	9403		273.905	272.870	269.072	276.072	271.853
Meat meal and meat and bone meal.....	02	940301		147.966	142.894	141.121	146.679	147.874
Wet process corn byproducts.....	02	940317	06/85	197.925	190.693	187.415	194.368	155.444
Other animal feeds, including fertilizer byproducts and feather.....	02	940325	12/97	196.662	195.379	193.742	196.490	195.188
Animal and marine feed and fertilizer byproducts, except meat and bone meal.....	02	9403252	06/09	104.261	103.150	101.044	102.761	101.149
Other prepared animal feeds, including feeding materials and adjuncts.....	02	9403253	06/09	116.601	116.192	116.230	117.647	117.626
Miscellaneous byproducts of slaughtering plants.....	02	940333	06/01	487.060	494.300	488.584	504.771	524.244
Distillers' dried grains (dark and light) and dried solubles.....	02	940334	12/22	83.467	82.150	79.367	78.187	76.208
Textile products and apparel.....	03	—		186.053	185.883	186.879	186.278	185.863
Synthetic fibers.....	03	1		167.809	164.684	170.354	166.524	164.775
Unprocessed filament yarns.....	03	15		173.882	170.644	176.520	172.550	170.738
Noncellulosic and cellulosic organic fibers.....	03	1504	05/22	107.215	105.218	108.841	106.394	105.276
Noncellulosic fibers.....	03	150401		160.957	157.362	163.343	159.355	157.367
Noncellulosic organic fibers.....	03	1504014	06/05	144.966	140.809	147.436	143.099	140.593
Polyester manufactured fibers.....	03	15040147	06/11	124.725	125.045	125.627	126.346	128.108
Other noncellulosic organic fibers, incl. polyamide, polyolefin, and producer-textured.....	03	15040149	06/11	137.126	131.202	140.088	133.710	129.336
Processed yarns and threads.....	03	2		175.553	177.058	176.544	176.174	175.047
Yarns.....	03	26		169.270	170.758	170.250	169.885	168.770
Spun cotton yarns.....	03	2601		154.238	154.238	154.132	154.132	154.055
Spun cotton yarns.....	03	260115	05/22	81.835	81.835	81.779	81.779	81.738
Spun synthetic yarns.....	03	2603		160.728	160.728	160.728	160.728	160.728
Spun synthetic yarns.....	03	260304	12/94	144.066	144.066	144.066	144.066	144.066
Textured and twisted yarns.....	03	2604	12/88	174.316	177.489	176.513	175.751	173.574
Textured and twisted yarns.....	03	260405	05/22	92.289	93.968	93.452	93.048	91.896
Other spun noncellulosic and natural fiber (excluding cotton and wool) yarns.....	03	2607	06/08	135.914	135.914	135.803	135.803	135.413
Other spun noncellulosic and natural fiber (excluding cotton and wool) yarns.....	03	260701	06/08	135.914	135.914	135.803	135.803	135.413
Greige fabrics.....	03	3		169.594	170.011	169.874	170.209	169.821
Greige broadwoven fabrics.....	03	37		175.329	175.889	175.746	176.261	175.663
Greige manmade, silk, and other natural fiber (exc cotton/wool) broadwoven fabrics.....	03	3703		169.234	169.639	169.346	170.109	170.225
Greige manmade, silk, and other natural fiber (exc cotton/wool) broadwoven fabrics.....	03	370304	12/94	148.707	149.063	148.806	149.476	149.578
Greige knit fabrics.....	03	38		194.066	194.066	194.066	194.066	194.066
Weft (circular) knit fabrics, greige goods (excluding hosiery).....	03	3803		173.252	173.252	173.252	173.252	173.252
Weft (circular) knit fabrics, greige goods (excluding hosiery).....	03	380301		173.252	173.252	173.252	173.252	173.252
Warp knit fabrics, greige goods (excluding hosiery).....	03	3804		223.218	223.218	223.218	223.218	223.218
Warp knit fabrics, greige goods (excluding hosiery).....	03	380401		223.218	223.218	223.218	223.218	223.218
Tire cord and tire fabric.....	03	39	06/84	141.500	141.728	141.543	141.543	141.543

See footnotes at end of table.

Table 9. Producer price indexes for commodity and service groupings and individual items, not seasonally adjusted — Continued
 [July 2024, Index base 1982=100, unless otherwise indicated]

Title	Commodity code		Other index base	Unadjusted index ¹				
	Group code	Item code		Mar. 2024	Apr. 2024 ^P	May 2024 ^P	June 2024 ^P	July 2024 ^P
Tire cord and tire fabrics.....	03	3901	06/84	141.500	141.728	141.543	141.543	141.543
Tire cord and tire fabrics.....	03	390101	06/84	141.500	141.728	141.543	141.543	141.543
Finished fabrics.....	03	4		201.838	202.369	201.857	202.318	202.518
Finished broadwoven fabrics.....	03	42		211.952	213.019	210.507	212.959	213.099
Finished cotton broadwoven fabrics.....	03	4201		195.680	195.613	195.799	195.817	195.808
Finished cotton broadwoven fabrics.....	03	420104	12/94	173.271	173.212	173.377	173.393	173.385
Finished manmade, silk, and other natural fiber (exc. cotton and wool) broadwoven fabrics.....	03	4203		223.551	225.337	221.115	225.128	225.363
Finished manmade, silk, and other natural fiber (exc. cotton and wool) broadwoven fabrics.....	03	420306	12/94	184.050	185.520	182.044	185.348	185.542
Finished manmade, silk, & natural fiber (exc cotton/wool) broadwoven, finished in weaving mills.....	03	4203061	06/10	124.976	125.060	125.233	125.402	125.748
Finished manmade fiber, silk and other natural fiber broadwoven fabrics, finishing mill.....	03	4203062	06/10	170.300	172.423	167.095	171.881	171.881
Woven and braided narrow fabrics.....	03	44		267.998	268.755	268.893	269.715	265.376
Woven and braided narrow fabrics.....	03	4402	06/84	267.999	268.755	268.894	269.716	265.377
Woven narrow fabrics (12 inches or less in width).....	03	440204	12/89	228.421	229.179	229.343	230.167	225.819
Braided narrow fabrics (12 inches or less in width).....	03	440205	12/08	226.355	226.355	226.210	226.210	226.210
Nonwoven fabrics and felts.....	03	45		199.326	200.139	199.137	199.101	199.012
Nonwoven fabrics and felts.....	03	4503		199.326	200.139	199.137	199.101	199.012
Nonwoven fabrics.....	03	450321		198.143	199.007	197.945	197.771	197.671
Pressed, punched, or needled felts, excluding hats.....	03	450333	12/01	134.200	134.136	134.181	135.644	135.708
Coated fabrics, not rubberized.....	03	46	06/85	261.422	262.231	262.847	262.791	263.204
Coated fabrics, not rubberized.....	03	4601	06/85	261.422	262.231	262.847	262.791	263.204
Vinyl coated fabrics, including expanded vinyl coated.....	03	460102	06/85	246.790	246.763	245.351	245.653	245.413
Coated or laminated fabrics and coated yarns, incl. impregnated fabrics.....	03	460103	06/85	271.504	272.675	274.147	273.940	274.632
Screen printed textile materials, embroideries, and lace goods.....	03	47	06/85	224.591	224.764	224.986	225.196	226.145
Screen printed textile and apparel materials and embroideries.....	03	4701	06/85	224.897	225.071	225.294	225.505	226.456
Embroideries (excluding Schiffl machine products) and embroidery contractors.....	03	470103	12/11	134.477	134.188	134.282	134.949	134.949
Screen printing on garments, apparel accessories, and other fabric articles, excluding labels.....	03	470108	12/85	224.155	224.484	224.723	224.723	225.900
Knit fabrics, finished in knitting mills.....	03	48	12/03	173.124	172.876	172.819	173.264	173.264
Weft (circular) knit fabrics, knit and finished in the same establishment (excluding hosiery).....	03	4801	12/03	198.894	198.473	198.473	198.473	198.473
Weft (circular) knit fabrics, knit and finished in the same establishment (excluding hosiery).....	03	480101	12/03	198.894	198.473	198.473	198.473	198.473
Warp knit goods, knit and finished in the same establishment.....	03	4802	12/03	152.989	152.893	152.783	153.641	153.641
Warp knit goods, knit and finished in the same establishment.....	03	480201	12/03	152.989	152.893	152.783	153.641	153.641
Warp knit fabrics, knit and finished in same establishment.....	03	4802011	06/08	170.667	170.558	170.558	171.532	171.532
Apparel & other fabricated textile prods.....	03	8		181.757	182.091	182.716	182.801	182.834
Apparel.....	03	81		159.195	159.522	159.490	159.550	159.567
Miscellaneous apparel and accessories.....	03	8104	12/83	230.756	232.875	232.875	232.875	232.976
Men's and boys' fabric, straw, and felt hats, made from purchased materials.....	03	810414	12/09	180.640	189.853	189.853	189.853	192.508
Women's, girls', and infants' fabric, straw, and felt hats, made from purchased materials.....	03	810415	12/09	-	-	-	-	132.002
Hat bodies and fabric caps, made from purchased materials.....	03	810416	12/09	196.521	196.521	196.521	196.521	188.942
Gloves and mittens, made from purchased materials.....	03	810424	12/11	149.509	149.509	149.509	149.509	149.509
Leather and sheep-lined apparel, made from purchased materials.....	03	810428	12/03	202.935	202.935	202.935	202.935	202.935
Apparel and accessories, n.e.c.....	03	810441	12/85	193.275	193.275	193.275	193.275	193.275
All other cut and sew apparel, made from purchased materials.....	03	81044118	12/22	105.477	105.477	105.477	105.477	105.477
Fabricated apparel accessories.....	03	8104412	06/09	147.765	147.765	147.765	147.765	147.765
All other apparel accessories, made from purchased materials.....	03	81044125	12/11	141.426	141.426	141.426	141.426	141.426
Women's, girls', and infants' cut and sew apparel.....	03	8106	12/03	108.621	108.653	108.672	108.782	108.779
Women's and girls' blouses and shirts, made from purchased fabrics.....	03	810603	12/22	98.668	98.668	98.668	98.668	98.668
Women's and girls' dresses, made from purchased fabrics.....	03	810611	12/03	103.578	103.628	103.628	103.904	103.904
Women's and girls' lingerie and nightwear, made from purchased fabrics.....	03	810647		161.591	161.591	161.591	161.591	161.591
Women's and girls' other outerwear, made from purchased fabrics.....	03	810661	12/22	100.873	100.873	100.965	100.965	100.965
Men's and boys' cut and sew apparel.....	03	8107	12/03	139.361	138.998	138.819	138.819	138.819
Men's and boys' pants, except work pants, made from purchased fabrics.....	03	810703	12/22	92.859	92.859	92.859	92.859	92.859
Men's and boys' work clothing, made from purchased fabrics.....	03	810713	12/22	102.701	101.353	99.884	99.884	99.884
Men's and boys' shirts, except work shirts, made from purchased fabrics.....	03	810723	12/22	102.373	102.373	102.373	102.373	102.373
Men's and boys' suits, coats, and overcoats, made from purchased fabrics.....	03	810735	12/13	125.604	125.604	126.129	126.129	126.129
Men's and boys' other outerwear, made from purchased fabrics.....	03	810744	12/22	101.223	101.317	101.334	101.334	101.334

See footnotes at end of table.

Table 9. Producer price indexes for commodity and service groupings and individual items, not seasonally adjusted — Continued
 [July 2024, Index base 1982=100, unless otherwise indicated]

Title	Commodity code		Other index base	Unadjusted index ¹				
	Group code	Item code		Mar. 2024	Apr. 2024 ^P	May 2024 ^P	June 2024 ^P	July 2024 ^P
Men's and boys' nightwear, robes, and underwear, made from purchased fabrics.....	03	810761	12/03	162.352	162.352	162.352	162.352	162.352
Apparel made in knitting mills.....	03	8108	12/03	125.026	125.026	125.026	125.026	125.026
Knit outerwear, underwear, and nightwear, made in knitting mills.....	03	810808	05/16	114.418	114.418	114.418	114.418	114.418
Hosiery and socks.....	03	810831	05/20	107.507	107.507	107.507	107.507	107.508
Textile house furnishings.....	03	82		183.571	183.952	185.029	185.015	184.850
Textile house furnishings.....	03	8203	06/83	197.729	198.139	199.299	199.284	199.107
Curtains and draperies, made from purchased materials.....	03	820304	12/05	153.618	153.618	156.589	156.589	156.589
Other textiles, including towels and bed textiles.....	03	820312	06/05	146.255	146.671	146.794	146.779	146.598
Fabricated textile products, made in weaving mills.....	03	8203121	06/11	104.089	107.307	107.593	107.477	106.084
Other household textile products.....	03	8203122	06/11	131.728	131.728	131.813	131.813	131.813
Bedspreads, made from purchased materials.....	03	82031221	12/11	139.542	139.542	139.542	139.542	139.542
Sheets and pillowcases, made from purchased materials.....	03	82031223	12/11	157.610	157.610	157.610	157.610	157.610
Other household furnishings, made from purchased materials.....	03	82031226	12/11	126.690	126.690	126.786	126.786	126.786
Industrial and other fabricated products.....	03	83		225.841	226.201	227.454	227.615	227.751
Industrial and other fabricated products.....	03	8303		224.958	225.317	226.565	226.725	226.861
Rope, cordage, and twine.....	03	830321	06/12	137.297	137.134	137.216	138.303	138.424
Duffle bags.....	03	830333	06/10	158.895	158.895	158.994	158.994	158.994
All other textile bags.....	03	830334	06/10	157.034	157.034	157.459	157.459	157.459
Canvas and related products.....	03	830345	06/03	187.826	188.666	190.394	190.394	190.394
All other fabricated textile products, excluding trimming and findings.....	03	830351	12/85	178.296	178.108	178.592	178.697	178.937
All other miscellaneous fabricated textile products.....	03	8303516	09/18	129.275	129.062	129.610	129.729	129.903
Trimming and findings, excluding automobile and apparel.....	03	830361	12/06	221.525	221.671	221.671	221.177	221.177
Miscellaneous textile products/services.....	03	9	06/85	198.390	197.821	196.530	196.471	196.622
Miscellaneous textile products/services.....	03	94	09/18	135.562	135.173	134.292	134.251	134.354
Miscellaneous textile products/services.....	03	9401	09/18	135.562	135.173	134.292	134.251	134.354
Textile and fabric finishing, except broadwoven.....	03	940103	12/01	152.382	149.872	149.191	149.769	150.069
Hides, skins, leather, and related products.....	04	—		177.730	177.819	177.421	176.750	176.195
Hides and skins, incl. cattle.....	04	1		96.501	95.602	94.336	93.331	91.570
Hides and skins, incl. cattle.....	04	19	06/01	44.180	43.769	43.189	42.729	41.923
Hides, skins, and pelts, made in slaughtering plants.....	04	1901	06/01	44.180	43.769	43.189	42.729	41.923
Hides, skins, and pelts, made in slaughtering plants.....	04	190108	06/01	44.180	43.769	43.189	42.729	41.923
Leather.....	04	2		204.059	203.646	203.335	201.082	199.189
Finished and unfinished leather.....	04	27	12/97	111.865	111.639	111.469	110.234	109.196
Finished and unfinished leather.....	04	2701	12/97	111.865	111.639	111.469	110.234	109.196
Finished and unfinished leather.....	04	270102	12/03	93.315	93.126	92.984	91.954	91.088
Footwear.....	04	3		253.385	255.352	255.417	255.484	255.787
Men's nonathletic footwear.....	04	31		296.834	298.412	298.507	298.633	298.662
Men's footwear (size 6 and larger), excluding athletic.....	04	3105	12/93	207.003	208.103	208.170	208.258	208.278
Men's footwear (size 6 and larger), excluding athletic.....	04	310501	12/93	207.159	208.260	208.327	208.415	208.435
Women's nonathletic footwear.....	04	32		194.867	198.892	198.943	198.943	199.972
Women's footwear (size 4 and larger), excluding athletic.....	04	3205	12/93	152.352	155.499	155.539	155.539	156.343
Women's footwear (size 4 and larger), excluding athletic.....	04	320501	12/93	152.269	155.414	155.454	155.454	156.258
Other footwear including slippers.....	04	39	12/02	172.660	172.660	172.660	172.660	172.660
Other footwear, excluding rubber and plastic soled footwear.....	04	3901	12/02	172.660	172.660	172.660	172.660	172.660
Other footwear, excluding rubber and plastic soled footwear.....	04	390104	12/11	153.462	153.462	153.462	153.462	153.462
Other leather and related products.....	04	4		225.449	225.449	225.449	225.449	226.247
Luggage and small leather goods.....	04	41		207.262	207.262	207.262	207.262	207.262
Luggage and small leather goods.....	04	4101		207.262	207.262	207.262	207.262	207.262
Luggage (including suitcases, travel bags, backpacks, and other types).....	04	410112	12/84	167.601	167.601	167.601	167.601	167.601
Women's and children's handbags and purses.....	04	410128	06/82	197.397	197.397	197.397	197.397	197.397
Personal leather goods (excluding women's handbags and purses).....	04	410132	06/82	204.766	204.766	204.766	204.766	204.766
Leather and leather-like goods, n.e.c.....	04	45	06/85	232.094	232.094	232.094	232.094	233.915
Leather and leather-like goods, n.e.c.....	04	4501	06/85	232.094	232.094	232.094	232.094	233.915
All other leather goods.....	04	450101	06/85	258.250	258.250	258.250	258.250	260.474
Boot and shoe cut stock and findings.....	04	4501011	12/11	121.156	121.156	121.156	121.156	121.156
All other miscellaneous leather goods.....	04	4501014	12/11	157.202	157.202	157.202	157.202	158.723
Leather belts, made from purchased materials.....	04	450111	06/85	176.141	176.141	176.141	176.141	176.146
Fuels and related products and power.....	05	—		230.625	235.743	225.607	227.614	235.000
Coal.....	05	1		292.592	290.598	295.219	301.218	302.256
Coal.....	05	13		292.592	290.598	295.219	301.218	302.256
Coal.....	05	1301		292.592	290.598	295.219	301.218	302.256

See footnotes at end of table.

Table 9. Producer price indexes for commodity and service groupings and individual items, not seasonally adjusted — Continued
 [July 2024, Index base 1982=100, unless otherwise indicated]

Title	Commodity code		Other index base	Unadjusted index ¹				
	Group code	Item code		Mar. 2024	Apr. 2024 ^P	May 2024 ^P	June 2024 ^P	July 2024 ^P
Unprepared bituminous coal and lignite (utility sold).....	05	130101		183.266	191.578	184.759	192.069	191.535
Unprepared bituminous coal and lignite from surface mine (utility sold).....	05	1301011	06/08	136.814	144.217	143.508	148.448	144.757
Unprepared bituminous coal and lignite from underground mine (utility sold).....	05	1301012	12/22	121.246	125.635	117.064	122.378	125.077
Prepared bituminous coal and lignite (utility sold).....	05	130102	12/01	334.132	328.649	337.827	345.467	347.604
Prepared bituminous coal & lignite, from surface mine (utility sold).....	05	1301021	06/08	164.287	157.719	180.705	167.940	167.776
Prepared bituminous coal & lignite, from underground mine (utility sold).....	05	1301022	06/08	203.592	202.403	197.733	211.566	213.543
Coal exports.....	05	130103	12/22	86.199	85.770	86.588	85.944	85.393
Coal non-utility sold (including anthracite).....	05	130104	12/86	377.407	375.275	376.135	377.217	377.420
Gas fuels.....	05	3		87.599	88.325	93.757	105.866	114.279
Natural gas.....	05	31		51.456	48.926	57.452	74.322	84.209
Natural gas.....	05	3101		51.456	48.926	57.453	74.322	84.209
Natural gas.....	05	310105	06/96	65.215	62.009	72.816	94.196	106.727
Natural gas from the wellhead.....	05	3101051	06/09	36.094	34.461	40.838	52.441	59.622
Natural gas from processing facilities.....	05	3101052	06/09	38.036	35.234	38.924	52.916	58.604
Liquefied petroleum gas.....	05	32		156.756	166.673	160.840	154.069	154.706
Liquefied petroleum gas.....	05	3201		156.756	166.673	160.840	154.069	154.706
Isopentane and natural gasoline.....	05	320102	06/09	94.281	100.462	94.044	90.543	96.060
Propane.....	05	320104		151.138	138.831	158.893	169.713	191.074
Butane.....	05	320105		125.302	137.710	122.918	132.292	148.450
Plant condensate, ethane, gas mixtures, and other natural gas liquids.....	05	320108	06/09	51.703	56.584	53.555	48.482	44.785
Electric power.....	05	4		270.292	268.623	268.595	285.282	283.871
Residential electric power.....	05	41	12/90	230.155	229.300	230.417	238.266	236.516
Residential electric power.....	05	4121	12/90	230.155	229.300	230.417	238.266	236.516
Residential electric power.....	05	412101	12/90	230.155	229.300	230.417	238.266	236.516
Residential electric power, New England.....	05	4121011	12/07	215.318	206.705	206.705	206.565	189.315
Residential electric power, Middle Atlantic.....	05	4121012	12/07	150.498	145.964	146.479	150.157	152.241
Residential electric power, East North Central.....	05	4121013	12/07	177.163	178.841	176.819	189.597	189.547
Residential electric power, West North Central.....	05	4121014	12/07	136.786	141.627	140.923	158.180	161.188
Residential electric power, South Atlantic.....	05	4121015	12/07	152.352	152.731	153.892	160.612	160.337
Residential electric power, East South Central.....	05	4121016	12/07	161.580	155.871	153.373	158.103	156.890
Residential electric power, West South Central.....	05	4121017	12/07	138.406	139.015	142.001	144.523	144.434
Residential electric power, Mountain.....	05	4121018	12/07	138.180	137.717	143.785	143.939	145.562
Residential electric power, Pacific.....	05	4121019	12/07	240.985	242.092	242.394	244.624	237.142
Commercial electric power.....	05	42		254.764	252.735	252.802	275.166	273.349
Commercial electric power.....	05	4221	12/90	222.988	221.212	221.270	240.845	239.254
Commercial electric power.....	05	422101	12/90	222.988	221.212	221.270	240.845	239.254
Commercial electric power, New England.....	05	4221011	12/07	187.741	183.522	183.522	182.724	171.227
Commercial electric power, Middle Atlantic.....	05	4221012	12/07	146.808	138.271	140.397	159.570	164.596
Commercial electric power, East North Central.....	05	4221013	12/07	160.667	161.664	159.547	170.968	171.818
Commercial electric power, West North Central.....	05	4221014	12/07	137.312	143.318	141.891	155.584	161.353
Commercial electric power, South Atlantic.....	05	4221015	12/07	128.729	128.683	128.546	128.750	128.016
Commercial electric power, East South Central.....	05	4221016	12/07	149.340	146.495	141.851	147.326	145.757
Commercial electric power, West South Central.....	05	4221017	12/07	129.269	129.593	130.066	139.021	138.721
Commercial electric power, Mountain.....	05	4221018	12/07	146.081	144.591	149.371	149.359	154.675
Commercial electric power, Pacific.....	05	4221019	12/07	218.856	219.382	219.439	266.994	254.581
Industrial electric power.....	05	43		300.250	297.514	293.254	317.376	319.036
Industrial electric power.....	05	4321	12/90	252.465	250.165	246.583	266.866	268.262
Industrial electric power.....	05	432101	12/90	252.465	250.165	246.583	266.866	268.262
Industrial electric power, New England.....	05	4321011	12/07	178.749	151.548	146.523	147.694	159.111
Industrial electric power, Middle Atlantic.....	05	4321012	12/07	149.359	145.553	144.552	150.316	158.172
Industrial electric power, East North Central.....	05	4321013	12/07	253.568	260.805	250.727	265.786	265.720
Industrial electric power, West North Central.....	05	4321014	12/07	142.985	150.268	151.323	164.671	168.594
Industrial electric power, South Atlantic.....	05	4321015	12/07	124.851	125.076	127.626	128.256	127.106
Industrial electric power, East South Central.....	05	4321016	12/07	139.475	139.974	134.259	140.759	139.867
Industrial electric power, West South Central.....	05	4321017	12/07	118.867	117.291	114.181	120.319	120.628
Industrial electric power, Mountain.....	05	4321018	12/07	155.872	134.532	135.243	139.792	151.318
Industrial electric power, Pacific.....	05	4321019	12/07	204.593	205.115	205.317	260.447	251.004
Transportation electric power.....	05	46	12/10	129.157	129.946	126.640	135.650	134.107
Transportation electric power.....	05	4621	12/10	129.157	129.946	126.640	135.650	134.107
Transportation electric power.....	05	462111	12/10	129.157	129.946	126.640	135.650	134.107
Utility natural gas.....	05	5	12/90	266.568	256.908	253.297	260.905	262.992
Residential natural gas.....	05	51	12/90	275.194	268.627	264.432	269.831	270.987
Residential natural gas.....	05	5121	12/90	275.194	268.627	264.432	269.831	270.987

See footnotes at end of table.

Table 9. Producer price indexes for commodity and service groupings and individual items, not seasonally adjusted — Continued
 [July 2024, Index base 1982=100, unless otherwise indicated]

Title	Commodity code		Other index base	Unadjusted index ¹				
	Group code	Item code		Mar. 2024	Apr. 2024 ^P	May 2024 ^P	June 2024 ^P	July 2024 ^P
Residential natural gas.....	05	512101	12/90	275.194	268.627	264.432	269.831	270.987
Residential natural gas, New England.....	05	5121011	06/12	178.704	178.769	144.638	143.988	142.960
Residential natural gas, Middle Atlantic.....	05	5121012	06/12	153.800	152.926	152.845	152.764	153.736
Residential natural gas, East North Central.....	05	5121013	06/12	132.954	131.446	127.998	137.380	138.005
Residential natural gas, West North Central.....	05	5121014	06/12	134.203	132.552	135.311	134.644	136.886
Residential natural gas, South Atlantic.....	05	5121015	06/12	134.495	131.088	131.458	134.612	137.507
Residential natural gas, East South Central.....	05	5121016	06/12	104.222	97.365	96.602	94.475	105.203
Residential natural gas, West South Central.....	05	5121017	06/12	199.090	191.868	183.403	188.168	191.331
Residential natural gas, Mountain.....	05	5121018	06/12	196.895	188.361	189.164	189.342	161.571
Residential natural gas, Pacific.....	05	5121019	06/12	169.043	159.081	162.490	166.206	173.178
Commercial natural gas.....	05	52	12/90	263.770	249.374	241.280	248.219	247.851
Commercial natural gas.....	05	5221	12/90	263.770	249.374	241.280	248.219	247.851
Commercial natural gas.....	05	522101	12/90	263.770	249.374	241.280	248.219	247.851
Commercial natural gas, New England.....	05	5221011	06/12	182.492	182.678	137.273	136.826	135.826
Commercial natural gas, Middle Atlantic.....	05	5221012	06/12	133.982	132.369	131.560	132.290	133.586
Commercial natural gas, East North Central.....	05	5221013	06/12	135.845	131.156	127.031	134.719	134.235
Commercial natural gas, West North Central.....	05	5221014	06/12	138.002	132.062	134.332	138.889	141.347
Commercial natural gas, South Atlantic.....	05	5221015	06/12	115.677	112.316	113.457	119.460	119.538
Commercial natural gas, East South Central.....	05	5221016	06/12	105.460	99.343	102.382	107.356	117.234
Commercial natural gas, West South Central.....	05	5221017	06/12	206.154	196.390	188.420	192.240	192.858
Commercial natural gas, Mountain.....	05	5221018	06/12	210.230	196.609	196.156	196.001	156.650
Commercial natural gas, Pacific.....	05	5221019	06/12	187.766	149.693	148.724	154.196	167.904
Industrial natural gas.....	05	53	12/90	210.117	197.011	193.013	194.893	196.685
Industrial natural gas.....	05	5321	12/90	210.117	197.011	193.013	194.893	196.685
Industrial natural gas.....	05	532101	12/90	210.117	197.011	193.013	194.893	196.685
Industrial natural gas, New England.....	05	5321011	09/16	186.903	186.534	139.015	138.225	136.700
Industrial natural gas, Middle Atlantic.....	05	5321012	09/16	135.808	134.955	134.658	135.726	144.786
Industrial natural gas, East North Central.....	05	5321013	06/12	124.632	112.882	105.695	111.837	110.636
Industrial natural gas, West North Central.....	05	5321014	06/12	167.596	162.989	164.831	160.016	165.172
Industrial natural gas, South Atlantic.....	05	5321015	09/16	143.876	139.661	138.287	144.120	148.975
Industrial natural gas, East South Central.....	05	5321016	09/16	107.311	101.662	98.374	103.855	111.191
Industrial natural gas, West South Central.....	05	5321017	09/16	148.759	137.467	134.185	130.380	131.184
Industrial natural gas, Mountain.....	05	5321018	09/16	177.767	176.710	176.710	176.944	155.428
Industrial natural gas, Pacific.....	05	5321019	09/16	148.926	135.098	139.431	143.241	144.340
Natural gas to electric power.....	05	54	12/90	226.457	217.152	216.440	226.457	230.194
Natural gas to electric power.....	05	5421	12/90	226.457	217.152	216.440	226.457	230.194
Natural gas to electric power.....	05	542101	12/90	226.457	217.152	216.440	226.457	230.194
Crude petroleum (domestic production).....	05	6		215.952	234.282	217.159	216.947	228.894
Crude petroleum (domestic production).....	05	61		215.952	234.282	217.159	216.947	228.894
Crude petroleum (domestic production).....	05	6101		215.952	234.282	217.159	216.947	228.894
Crude petroleum (domestic production).....	05	610102	06/84	235.202	255.166	236.517	236.285	249.297
Petroleum products, refined.....	05	7		293.910	305.280	279.103	266.044	282.863
Gasoline.....	05	71		257.311	272.528	260.411	243.461	254.743
Unleaded premium gasoline.....	05	7103		284.413	303.123	287.973	272.753	282.795
Unleaded premium gasoline.....	05	710304	06/02	322.217	343.413	326.250	309.006	320.383
Unleaded regular gasoline.....	05	7104		251.005	265.083	253.832	236.544	248.297
Unleaded regular gasoline.....	05	710404	06/02	301.614	318.530	305.010	284.237	298.359
Unleaded mid-premium gasoline.....	05	7105	12/87	459.292	492.515	458.386	433.934	460.546
Unleaded mid-premium gasoline.....	05	710504	06/02	314.094	336.814	313.474	296.753	314.952
Kerosene and jet fuels.....	05	72		279.009	279.707	262.328	250.023	268.643
Kerosene.....	05	7202		283.069	281.516	263.347	245.563	276.952
Kerosene.....	05	720201		283.081	281.529	263.359	245.574	276.965
Jet fuel.....	05	7203		279.536	280.381	263.005	251.021	268.865
Jet fuel.....	05	720301		281.686	282.538	265.028	252.952	270.933
Light fuel oils.....	05	73		360.815	371.024	301.133	290.675	323.547
Home heating oil and distillates.....	05	7302		259.065	258.428	238.071	236.088	242.824
Home heating oil and distillates.....	05	730201		259.065	258.428	238.071	236.088	242.824
No. 2 diesel fuel.....	05	7303		384.276	395.872	318.730	307.090	343.631
No. 2 diesel fuel.....	05	730302	06/85	481.018	495.534	398.971	384.400	430.140
Residual fuels (heavy fuel oils, incl. #5, #6, & other residual fuels).....	05	74		202.273	204.441	222.871	219.046	221.156
Residual fuels (heavy fuel oils, incl. #5, #6, & other residual fuels).....	05	7407	06/85	297.141	300.327	327.400	321.781	324.880
Residual fuels (heavy fuel oils, incl. #5, #6, & other residual fuels).....	05	740703	06/02	262.616	265.431	289.359	284.393	287.132
Finished lubricants.....	05	76		608.079	607.780	607.821	607.446	607.066
Lubricating grease.....	05	7603		518.287	518.292	518.292	518.292	518.292
Lubricating grease not from petroleum refineries.....	05	760303	06/85	501.454	501.459	501.459	501.459	501.459

See footnotes at end of table.

Table 9. Producer price indexes for commodity and service groupings and individual items, not seasonally adjusted — Continued
 [July 2024, Index base 1982=100, unless otherwise indicated]

Title	Commodity code		Other index base	Unadjusted index ¹				
	Group code	Item code		Mar. 2024	Apr. 2024 ^P	May 2024 ^P	June 2024 ^P	July 2024 ^P
Lubricating and similar oils.....	05	7604	06/85	563.774	563.427	563.474	563.039	562.599
Lubricating and similar oils not from petroleum refineries.....	05	760401	06/85	545.911	545.575	545.620	545.200	544.774
Lubricating oil base stocks.....	05	78	06/09	160.134	165.192	172.453	181.741	176.409
Lubricating oil base stocks.....	05	7801	06/09	160.134	165.192	172.453	181.741	176.409
Lubricating oil base stocks.....	05	780121	06/09	160.134	165.192	172.453	181.741	176.409
Asphalt and other petroleum and coal products, n.e.c.....	05	8	12/84	291.533	303.851	311.856	313.440	309.404
Asphalt and other petroleum and coal products, n.e.c.....	05	81	12/84	291.533	303.851	311.856	313.440	309.404
Asphalt.....	05	8102	06/85	249.603	261.642	276.081	278.418	279.558
Asphalt.....	05	810212	06/85	249.603	261.642	276.081	278.418	279.558
Other petroleum and coal products, including coke oven products, n.e.c....	05	8103	12/84	613.594	638.273	648.784	651.297	638.963
Other petroleum and coal products, including coke oven products, n.e.c....	05	810319	12/84	613.594	638.273	648.784	651.297	638.963
Other petroleum and coal products, made in coke oven establishments.....	05	8103191	06/09	178.784	177.465	179.367	179.023	176.628
Chemicals and allied products.....	06	—		344.880	347.672	346.576	346.529	349.087
Industrial chemicals.....	06	1		298.280	303.896	301.980	303.197	309.515
Basic inorganic chemicals.....	06	13		344.853	344.572	347.841	348.694	345.490
Inorganic chemicals, other than alkalis and chlorine.....	06	1302		335.957	337.319	341.376	342.626	338.465
Aluminum compounds.....	06	130209	06/95	138.195	137.926	137.926	137.879	139.302
Inorganic acids, inc. hydrochloric, sulfuric acid, and other.....	06	13020T	12/08	108.618	110.359	107.376	107.407	107.003
Sulfuric acid.....	06	13020T1	06/87	172.022	177.338	166.420	167.904	167.904
Lime.....	06	130213		467.820	468.562	468.262	468.366	470.035
Potassium and sodium compounds, excluding bleaches, alkalis, and alum.....	06	130217	06/01	436.178	441.459	441.760	439.143	441.079
Rock salt.....	06	130271	12/84	429.609	429.609	429.609	429.609	—
Other inorganic chemicals, nec.....	06	130283	12/06	173.033	172.850	177.059	178.324	174.615
All other inorganic chemicals.....	06	1302833	12/08	123.191	123.472	127.339	128.502	127.800
Alkalis and chlorine, including natural sodium carbonate and sulfate.....	06	1303		407.586	401.188	401.816	401.270	401.339
Chlorine, sodium hydroxide, and other alkalis.....	06	130302	06/05	205.518	201.251	201.754	201.590	201.624
Sodium hydroxide (caustic soda).....	06	1303024	12/07	138.605	138.405	138.443	138.350	140.201
Other alkalis.....	06	1303028	12/11	148.062	141.002	141.812	141.667	138.972
Basic organic chemicals.....	06	14		292.076	298.862	295.944	297.241	305.422
Primary basic organic chemicals.....	06	1401		268.890	274.581	267.403	261.394	277.027
Aromatics.....	06	140197	06/01	279.847	290.908	286.153	273.174	268.916
Liquid refinery gases.....	06	140198	06/01	239.317	242.705	235.285	232.151	253.312
Cyclic intermediate chemicals and dyes.....	06	1402		271.650	267.876	268.100	266.835	267.280
Cyclic intermediate chemicals.....	06	140281	06/01	255.248	251.737	251.779	251.346	251.341
Synthetic organic dyes.....	06	140282	06/01	123.348	121.508	122.203	118.968	120.658
Other basic organics.....	06	1403		272.649	280.010	279.691	285.257	288.690
Ethanol (ethyl alcohol).....	06	140341		192.412	218.882	234.294	244.201	257.575
Other basic organics, n.e.c.....	06	140399	06/87	294.828	294.847	288.664	292.451	292.075
Fatty acids.....	06	1403991	12/07	160.700	155.392	146.633	142.119	141.125
Bulk pesticides and other bulk synthetic organic agricultural chemicals, excluding preparation.....	06	1403992	12/07	280.498	278.953	279.116	279.273	279.719
Industrial organic flavor oil mixtures and blends.....	06	1403993	12/08	335.325	332.791	326.456	326.181	325.201
Natural organic chemicals.....	06	1403995	12/08	133.621	133.286	133.392	133.566	133.427
Synthetic organic chemicals for use as flavor and perfume materials.....	06	1403997	12/07	196.787	196.787	196.787	196.787	196.022
Synthetic organic rubber-processing chemicals.....	06	1403998	12/07	144.297	142.860	142.383	142.578	142.820
Synthetic organic plasticizers.....	06	1403999	12/07	145.623	151.747	157.365	158.846	161.811
Other synthetic organic chemicals.....	06	140399A	12/07	105.834	106.086	102.145	102.436	102.574
Miscellaneous end use chemicals and chemical products, excluding urea.....	06	140399B	12/07	228.789	228.935	226.293	227.821	227.850
Miscellaneous cyclic and acyclic chemicals and chemical products, excluding fatty acid esters.....	06	140399C	12/07	131.224	132.030	128.085	137.131	135.973
Paints and allied products.....	06	2		400.132	399.228	398.396	397.477	397.612
Prepared paint.....	06	21		417.526	416.634	417.012	417.287	417.586
Architectural coatings.....	06	2101		509.636	509.636	509.636	509.600	509.600
Architectural coatings.....	06	210104	12/03	279.583	279.583	279.583	279.563	279.563
Exterior architectural coatings.....	06	2101041	12/12	187.085	187.085	187.085	187.047	187.047
Interior architectural coatings.....	06	2101042	12/12	152.876	152.876	152.876	152.876	152.876
OEM finishes excluding marine coatings.....	06	2102	06/83	258.767	257.927	258.948	260.046	259.934
OEM finishes excluding marine coatings.....	06	210201	06/83	258.767	257.927	258.948	260.046	259.934
Transportation finishes, except powdered and high-solids coatings... ..	06	2102011	12/12	117.518	119.409	119.447	122.874	123.793
All other product finishes for original equipment manufacturers (OEM), excluding marine coating.....	06	2102012	12/12	144.186	142.981	143.688	143.350	142.972
Special purpose coatings, incl. marine, industrial & construction coatings.....	06	2103	06/83	524.927	521.472	521.648	521.183	523.107

See footnotes at end of table.

Table 9. Producer price indexes for commodity and service groupings and individual items, not seasonally adjusted — Continued
 [July 2024, Index base 1982=100, unless otherwise indicated]

Title	Commodity code		Other index base	Unadjusted index ¹				
	Group code	Item code		Mar. 2024	Apr. 2024 ^P	May 2024 ^P	June 2024 ^P	July 2024 ^P
Special purpose coatings, incl. marine, industrial & construction coatings.....	06	210301	06/83	524.927	521.472	521.648	521.183	523.107
Paint materials.....	06	22		337.487	336.678	330.965	326.088	326.088
Paint colors.....	06	2202		275.797	275.035	269.665	265.080	265.080
All other inorganic pigments, including TiO2, chrome colors, and other white opaque pigments.....	06	22020N	09/21	121.322	121.455	118.124	116.347	116.347
Synthetic organic pigments, lakes, and toners.....	06	220298	06/87	194.319	189.003	195.120	189.440	189.440
Allied and miscellaneous paint products.....	06	23	06/83	412.536	411.150	413.814	413.142	411.756
Allied and miscellaneous paint products.....	06	2301	06/83	412.536	411.150	413.814	413.142	411.756
Allied and miscellaneous paint products.....	06	230104	12/03	233.534	232.750	234.258	233.877	233.093
Drugs and pharmaceuticals.....	06	3		675.550	678.993	678.395	675.762	675.404
Medicinal and botanical chemicals, drugs, and other products.....	06	31		194.870	195.248	195.276	194.980	195.248
Medicinal and botanical chemicals, drugs, and other products.....	06	3102	06/82	194.928	195.305	195.333	195.037	195.306
Synthetic organic medicinal chemicals, medicinal & botanical drugs, & other products.....	06	310203	06/82	194.928	195.305	195.333	195.037	195.306
Veterinary pharmaceutical preparations.....	06	34		216.394	—	—	—	—
Pharmaceuticals for veterinary use.....	06	3403	12/87	214.977	—	—	—	—
Pharmaceuticals for veterinary use.....	06	340303	06/01	163.959	—	—	—	—
Biological products, including diagnostics.....	06	37		330.848	336.736	335.811	332.588	331.644
Biological products, excluding diagnostic, for veterinary, industrial, and all other misc. uses.....	06	3717	12/04	177.644	178.876	176.921	167.827	165.655
Biological products, excluding diagnostic, for veterinary, industrial, and all other misc. uses.....	06	371705	12/22	117.770	118.587	117.291	111.262	109.822
Diagnostics.....	06	3718	06/09	145.317	151.180	151.004	151.385	151.158
In-vitro diagnostic substances.....	06	371801		227.962	228.105	228.003	228.025	227.930
Biological products, excluding diagnostic, for human use.....	06	3719	06/09	155.940	156.109	156.109	156.109	156.242
Biological products, excluding diagnostic, for human use.....	06	371904	12/22	102.382	102.493	102.493	102.493	102.580
Pharmaceutical preparations.....	06	38	06/01	293.551	293.668	293.603	293.057	293.130
Pharmaceuticals affecting neoplasms, the endocrine system, & metabolic diseases.....	06	3801	06/01	315.903	315.903	315.904	315.904	316.194
Cancer therapy products.....	06	380102	12/09	120.174	120.174	120.174	120.174	121.699
Insulin/antidiabetes products.....	06	380103	12/09	288.552	288.552	288.561	288.561	288.561
Other neoplasms, endocrine system, and metabolic diseases.....	06	380104	12/09	179.160	179.160	179.160	179.160	179.160
Hormones and oral contraceptives.....	06	380105	12/09	227.071	227.071	227.071	227.071	227.194
Pharmaceuticals acting on the central nervous system and the sense organs.....	06	3802	06/01	355.884	355.884	355.884	355.884	355.966
Analgesics.....	06	380202	12/09	294.439	294.439	294.439	294.439	294.648
Analgesics, over-the-counter.....	06	380202OC	06/81	277.623	277.623	277.623	277.623	279.846
Analgesics, prescription.....	06	380202RX	06/81	2,531.530	2,531.530	2,531.530	2,531.530	2,531.530
Psychotherapeutics.....	06	380203	12/09	205.454	205.454	205.454	205.454	205.472
Antidepressants.....	06	3802031	12/09	205.912	205.912	205.912	205.912	205.912
Other psychotherapeutics, including tranquilizers.....	06	3802032	12/09	212.486	212.486	212.486	212.486	212.634
Anticonvulsants.....	06	380204	12/09	231.051	231.051	231.051	231.051	231.051
Other central nervous system and sense organs.....	06	380205	12/09	216.351	216.351	216.351	216.351	216.351
Pharmaceuticals acting on the cardiovascular system.....	06	3803	06/01	449.921	450.315	450.315	450.315	450.315
Other cardiovascular preparations.....	06	380305	12/09	331.806	331.806	331.806	331.806	331.806
Pharmaceuticals acting on the respiratory system.....	06	3804	06/01	227.009	227.175	227.175	227.175	227.175
Antihistamines and bronchodilators, including antiasthmatics.....	06	380402	12/07	169.885	169.885	169.885	169.885	169.885
Other respiratory preparations.....	06	380403	12/07	181.735	182.084	182.084	182.084	182.084
Other respiratory preparations, over-the-counter.....	06	380403OC	12/07	124.614	125.055	125.055	125.055	125.055
Other respiratory preparations, prescription.....	06	380403RX	12/07	—	184.478	184.478	184.478	184.478
Pharmaceuticals acting on the digestive or the genito-urinary systems.....	06	3805	06/01	186.697	186.047	184.995	184.995	184.995
Other digestive or genito-urinary preparations.....	06	380503	12/09	134.699	133.319	133.319	133.319	133.319
Other digestive or genito-urinary preparations, prescription.....	06	380503RX	06/01	198.912	196.295	196.295	196.295	196.295
Pharmaceuticals acting on the skin.....	06	3806	06/01	190.577	190.577	190.577	183.375	183.375
Other pharmaceutical preparations acting on the skin.....	06	380603	12/09	125.950	125.950	125.950	125.950	125.950
Anti-acne preparations.....	06	380606	12/09	112.890	112.890	112.890	74.092	74.092
Vitamin, nutrient, and hematinic preparations.....	06	3807	06/01	154.145	154.543	154.423	154.423	154.423
Multivitamins.....	06	380702	12/09	127.087	128.462	128.462	128.462	128.462
Other vitamins and nutrients.....	06	380703	12/09	139.690	139.849	140.268	140.268	140.268
Pharmaceuticals affecting parasitic and infective diseases.....	06	3808	06/01	281.030	281.030	281.030	281.030	281.030
Broad and medium spectrum antibiotics.....	06	380802	12/09	171.403	171.403	171.403	171.403	171.403
Systemic antivirals.....	06	380803	12/09	202.588	202.588	202.588	202.588	202.588
Other parasitic and infective diseases.....	06	380804	12/09	217.261	217.261	217.261	217.261	217.261
Fats and oils, inedible.....	06	4		342.043	341.023	335.462	337.843	342.677
Fats and oils, inedible.....	06	41		342.043	341.023	335.462	337.843	342.677
Fats and oils, inedible.....	06	4101		342.043	341.023	335.462	337.843	342.677
Soybean oil, processed for inedible purposes.....	06	410131	06/95	213.108	211.923	208.022	208.851	211.804

See footnotes at end of table.

Table 9. Producer price indexes for commodity and service groupings and individual items, not seasonally adjusted — Continued
 [July 2024, Index base 1982=100, unless otherwise indicated]

Title	Commodity code		Other index base	Unadjusted index ¹				
	Group code	Item code		Mar. 2024	Apr. 2024 ^P	May 2024 ^P	June 2024 ^P	July 2024 ^P
Crude soybean oil, degummed, made from soybeans crushed in the same establishment.....	06	4101311	12/07	143.550	143.666	143.304	143.447	143.676
Soybean oil, all other types.....	06	4101312	12/07	117.798	116.274	111.966	112.819	116.124
Lard, inedible tallow, and grease, except wool grease.....	06	410132	06/02	385.102	389.930	388.409	398.212	404.290
Agricultural chemicals and chemical products.....	06	5		287.099	287.540	284.185	282.235	278.414
Mixed fertilizers.....	06	51		264.197	265.599	268.772	268.692	269.209
Mixed fertilizers.....	06	5105	06/86	278.777	280.256	283.605	283.520	284.065
Mixed fertilizers.....	06	510501	06/86	278.777	280.256	283.605	283.520	284.065
Mixed fertilizers, made in plants which manufacture fertilizer materials.....	06	5105011	12/09	270.235	271.967	279.986	279.986	279.986
Mixed fertilizers, dry, mixing only.....	06	5105012	12/09	133.146	133.977	134.021	133.945	133.985
Mixed fertilizers, liquid, mixing only.....	06	5105013	12/09	122.155	121.745	123.049	123.049	125.156
Fertilizer materials.....	06	52		317.829	317.892	307.063	302.177	292.004
Nitrogenates.....	06	5201		340.726	344.408	337.492	323.732	310.381
Fertilizer materials of organic origin.....	06	520137	12/93	235.513	235.513	233.576	236.710	236.710
Synthetic ammonia, nitric acid, ammonium compounds, and urea.....	06	52013A	12/14	106.946	108.219	105.917	101.014	96.397
Phosphates.....	06	5202		312.242	309.343	294.861	297.039	289.048
Phosphoric acid, 52-54 percent APA, superphosphates and other phosphate fertilizer materials.....	06	52026A	12/14	135.178	133.923	127.653	128.596	125.136
Other agricultural chemicals.....	06	53		218.037	218.292	218.733	218.681	218.769
Other agricultural chemicals.....	06	5301		218.037	218.292	218.733	218.681	218.769
Lawn and garden pesticides and chemicals.....	06	530107	06/03	193.175	193.175	193.175	193.175	193.175
Household and institutional pesticides and chemicals.....	06	530108	06/03	183.984	183.984	187.007	187.007	187.007
Agricultural and commercial pesticides and chemicals.....	06	530109	06/03	143.293	143.479	143.646	143.608	143.672
Plastic resins and materials.....	06	6		265.417	268.329	267.790	267.416	271.807
Thermoplastic resins and plastics materials.....	06	62		268.538	270.109	269.675	268.978	273.873
Thermoplastic resins and plastics materials.....	06	6212	12/03	186.606	187.698	187.396	186.912	190.313
Thermoplastic resins and plastics materials.....	06	621201	12/03	186.606	187.698	187.396	186.912	190.313
Thermosetting resins and plastics materials.....	06	63		261.933	274.492	273.169	275.044	276.196
Thermosetting resins and plastics materials.....	06	6306	12/98	186.657	195.607	194.664	196.000	196.821
Thermosetting resins and plastics materials.....	06	630601	12/98	186.657	195.607	194.664	196.000	196.821
Other chemicals and allied products.....	06	7		258.348	258.458	258.695	259.114	259.020
Soaps and detergents.....	06	71		240.197	240.663	240.892	240.924	240.939
Soaps and other detergents.....	06	7104	06/83	230.698	231.146	231.365	231.396	231.410
Soaps and detergents, commercial, industrial, and institutional.....	06	710401	06/83	335.144	337.728	337.922	337.936	337.936
Commercial, industrial, and institutional hard surface cleaners.....	06	71040101	12/11	120.578	124.577	124.577	124.766	124.766
Commercial, industrial, and institutional laundry detergents.....	06	71040102	12/11	145.911	146.373	146.373	146.561	146.561
Commercial, industrial, and institutional dishwashing detergents.....	06	71040103	12/11	183.016	183.016	183.016	182.985	182.985
Commercial, industrial, and institutional metal cleaners.....	06	71040104	12/11	152.338	152.338	152.338	152.338	152.338
Dairy, farm, and food plant cleaners, sanitizers, etc.....	06	71040106	12/11	140.055	140.055	140.055	140.055	140.055
Commercial, industrial, and institutional soaps, excluding specialty cleaners.....	06	71040107	12/11	144.601	145.126	145.580	145.379	145.379
Household detergents.....	06	710402		187.948	187.485	187.784	187.832	187.855
Household alkaline detergents and cleaners.....	06	7104021	05/18	141.638	140.012	140.034	140.201	140.284
Household dry and liquid laundry detergents.....	06	7104022	05/18	116.658	116.658	116.890	116.890	116.890
Soaps, excluding specialty cleaners, household.....	06	710403	06/83	228.059	228.723	228.723	228.723	228.723
Polish and other sanitation goods.....	06	72	06/83	233.454	233.744	233.818	233.821	233.961
Polish and other sanitation goods.....	06	7201	06/83	233.454	233.744	233.818	233.821	233.961
Polishing preparations and related products.....	06	720103	06/83	296.504	296.504	296.504	296.504	297.157
Specialty cleaning and sanitation products.....	06	720105	05/17	122.947	123.217	123.286	123.288	123.361
Disinfectants, nonagricultural, industrial and institutional.....	06	7201051	05/17	158.025	158.571	158.571	158.571	158.571
Air and room fresheners.....	06	7201053	12/11	127.139	127.249	127.249	127.249	127.249
Laundry fabric softeners and rinses, liquid and dry.....	06	7201058	05/17	113.627	113.627	114.476	114.476	115.378
Other specialty cleaning and sanitation products.....	06	7201059	12/11	124.823	125.048	125.048	125.055	125.055
Cosmetics and other toilet preparations.....	06	75		191.419	191.473	191.626	191.626	191.626
Shaving preparations.....	06	7502		190.244	190.244	190.244	190.244	190.244
Shaving preparations.....	06	750206	06/99	168.326	168.326	168.326	168.326	168.326
Perfumes, toilet waters, and colognes.....	06	7503		195.970	195.970	198.566	198.566	198.566
Perfumes, toilet waters, and colognes.....	06	750306	06/99	122.228	122.228	123.848	123.848	123.848
Hair preparations (including shampoos).....	06	7504		218.073	218.219	218.212	218.212	218.212
Hair preparations (including shampoos).....	06	750407	06/99	161.412	161.519	161.514	161.514	161.514
Hair preparations incl professional, consumer, and cream/gel shampoos.....	06	75040701	12/11	141.804	141.926	141.926	141.926	141.926
Hair tonics and hair dressings incl professional and consumer use.....	06	75040702	12/11	120.683	120.683	120.667	120.667	120.667
Toothpastes, denture cleaners, and mouthwashes.....	06	7505		174.465	174.465	174.465	174.465	174.465
Denture cleaners, mouthwashes, gargles, and rinses.....	06	750504	12/11	138.644	138.644	138.644	138.644	138.644

See footnotes at end of table.

Table 9. Producer price indexes for commodity and service groupings and individual items, not seasonally adjusted — Continued
 [July 2024, Index base 1982=100, unless otherwise indicated]

Title	Commodity code		Other index base	Unadjusted index ¹				
	Group code	Item code		Mar. 2024	Apr. 2024 ^P	May 2024 ^P	June 2024 ^P	July 2024 ^P
Creams, lotions, and oils, excluding shaving, hair, and deodorant.....	06	7514	06/99	134.479	134.479	134.479	134.479	134.479
Creams, lotions, and oils, excluding shaving, hair, and deodorant.....	06	751401	06/99	134.479	134.479	134.479	134.479	134.479
Other cosmetics and toilet preparations.....	06	7515	06/99	127.357	127.418	127.364	127.364	127.364
Other cosmetics and toilet preparations.....	06	751501	06/99	127.357	127.418	127.364	127.364	127.364
Misc. chemical prod. and preparations.....	06	79		320.197	320.179	320.513	321.518	321.262
Explosives and blasting accessories.....	06	7902		296.044	296.500	295.854	295.871	296.111
Explosives and blasting accessories.....	06	790234	12/03	181.970	182.250	181.853	181.864	182.011
Industrial gases.....	06	7903		365.127	369.500	371.104	378.475	374.302
Carbon dioxide.....	06	790302		553.873	553.960	568.916	596.580	575.655
Nitrogen.....	06	790303		232.205	238.773	238.024	242.041	258.501
Oxygen.....	06	790304		607.317	601.957	589.970	596.302	618.742
Argon and hydrogen.....	06	790309	06/09	96.772	93.709	94.850	95.655	94.757
Other industrial gases (including fluorocarbon and acetylene).....	06	790312	06/09	280.106	287.361	290.556	296.576	282.920
Adhesives and sealants.....	06	7904	12/83	359.777	361.011	361.282	360.469	360.998
Synthetic resin and rubber adhesives.....	06	790402	12/83	361.210	363.242	363.688	362.349	363.220
Epoxy adhesives.....	06	7904021	12/11	161.218	161.218	160.525	160.525	160.525
Other synthetic resin and rubber adhesives.....	06	7904026	12/11	135.113	136.789	137.305	136.043	136.864
Structural sealants (load bearing).....	06	790407	12/11	118.322	118.322	118.322	118.322	118.322
Nonstructural caulking compounds and sealants.....	06	79040A	12/11	180.718	180.718	180.718	180.718	180.718
Surface active agents.....	06	7905	12/83	349.326	349.326	349.326	349.326	349.326
Surfactants (bulk surface active agents).....	06	790502	12/83	389.718	389.718	389.718	389.718	389.718
Gum and wood chemicals, including wood distillation products.....	06	7906	06/84	536.492	537.144	537.032	536.002	537.878
Gum and wood chemicals, including wood distillation products.....	06	790607	12/03	350.265	350.690	350.617	349.945	351.170
Other miscellaneous chemical products.....	06	7909		268.812	266.887	267.022	267.306	267.697
Carbon black, all processes.....	06	790918	12/83	608.388	593.874	597.972	606.483	621.798
Printing ink.....	06	790919	06/84	266.944	264.146	263.850	263.971	264.052
Gravure printing inks.....	06	7909192	12/11	104.823	104.825	104.825	104.825	104.825
Lithographic and offset inks.....	06	7909193	12/11	133.450	133.450	133.450	133.450	133.450
News and nonheat web offset printing inks.....	06	79091931	12/11	145.747	145.747	145.747	145.747	145.747
Publication and commercial web inks.....	06	79091932	12/11	133.064	133.064	133.064	133.064	133.064
Sheet-fed general inks.....	06	79091933	12/11	130.917	130.917	130.917	130.917	130.917
Sheet-fed packaging inks.....	06	79091934	12/11	127.597	127.597	127.597	127.597	127.597
Flexographic printing inks.....	06	7909194	12/11	157.971	157.971	157.971	157.971	157.942
Nonimpact/digital inks.....	06	7909195	12/11	193.660	187.013	186.137	186.429	187.013
All other printing inks.....	06	7909196	12/11	122.750	122.568	122.913	122.910	122.162
Water-treating compounds.....	06	790961	06/85	220.904	221.361	223.498	223.497	222.005
Automotive chemicals.....	06	790991	06/09	114.073	116.286	116.286	116.286	116.286
All other chemical preparations, including essential oils, matches, and gelatin.....	06	790999	06/85	295.910	292.922	291.512	291.482	291.805
Rubber and plastic products.....	07	—		252.085	253.524	253.049	253.040	252.804
Rubber and rubber products.....	07	1		222.368	224.303	224.870	225.450	224.986
Synthetic rubber, inc. styrene-butadiene rubber (SBR) and ethylene propylene.....	07	11		227.729	238.239	242.989	246.810	245.215
Synthetic rubber.....	07	1102		228.913	239.477	244.252	248.093	246.490
Synthetic rubber, inc. sbr and ethylene propylene.....	07	110224	06/03	181.357	189.727	193.510	196.553	195.283
Tires, tubes, tread, & repair materials.....	07	12		194.213	194.260	193.332	192.794	193.142
Tires.....	07	1201		189.734	189.781	188.865	188.325	188.674
Pneumatic tires (including passenger, truck, bus, tractor, industrial, and other tires).....	07	12010		189.838	189.886	188.934	188.372	188.735
Passenger car pneumatic tires.....	07	120104	12/03	196.635	196.825	196.223	195.535	196.006
Truck and bus (including off-the-highway) pneumatic tires.....	07	120105		186.980	186.659	183.901	183.198	183.575
Tread rubber, tire sundries, and repair materials.....	07	1203		288.681	288.681	287.885	287.933	287.933
Tread rubber, tire sundries, and repair materials.....	07	120354	12/03	207.667	207.667	207.094	207.129	207.129
Miscellaneous rubber products.....	07	13		255.779	256.257	256.745	257.224	256.320
Rubber and plastics footwear, including athletic footwear.....	07	1301		157.945	157.945	157.945	157.945	158.091
Rubber and plastics footwear, including athletic footwear.....	07	130109	12/11	117.727	117.727	117.727	117.727	117.836
Rubber and plastic belts and belting.....	07	1303		354.960	354.960	354.960	355.112	355.112
Flat rubber and plastics belts and belting.....	07	130371	12/03	318.863	318.863	318.863	319.084	319.084
Rubber and plastics transmission belts and belting (excluding flat).....	07	130372	12/03	161.465	161.465	161.465	161.465	161.465
Rubber and plastics hose.....	07	1304		294.062	294.832	294.832	294.832	294.832
Rubber and plastics hose.....	07	130411	12/11	130.386	130.728	130.728	130.728	130.728
Industrial rubber and plastics hose without fittings.....	07	1304116	12/11	117.909	117.909	117.909	117.909	117.909
Rubber and plastics water hose (incl. fire, irrigation, etc.).....	07	1304117	12/11	153.857	155.987	155.987	155.987	155.987
Rubber and plastics hose for on- and off-highway motor vehicles.....	07	1304118	12/11	127.721	127.721	127.721	127.721	127.721
Miscellaneous rubber products, n.e.c.....	07	1306	06/83	231.677	232.149	232.739	233.303	232.208
All other industrial rubber products.....	07	130604	06/83	333.634	335.858	339.101	339.377	329.335
All other miscellaneous rubber goods.....	07	130606	06/83	250.075	249.898	249.898	249.980	249.897
Rubber compounds or mixtures for sale or interplant transfer.....	07	130612	06/83	297.493	298.951	298.951	302.355	303.246

See footnotes at end of table.

Table 9. Producer price indexes for commodity and service groupings and individual items, not seasonally adjusted — Continued

[July 2024, Index base 1982=100, unless otherwise indicated]

Title	Commodity code		Other index base	Unadjusted index ¹				
	Group code	Item code		Mar. 2024	Apr. 2024 ^P	May 2024 ^P	June 2024 ^P	July 2024 ^P
Rubber products for mechanical use.....	07	130617	12/04	145.355	145.355	145.687	145.725	145.717
Molded rubber mechanical goods automotive.....	07	1306171	12/11	109.671	109.671	109.671	109.671	109.671
Molded rubber mechanical goods, transportation/off-highway.....	07	1306172	12/11	126.783	126.783	126.783	126.438	126.397
Other molded rubber mechanical goods (excluding tubing).....	07	1306179	12/11	155.733	155.733	155.733	156.055	156.055
Other extruded rubber mechanical goods (excl. auto)(excl. tubing)....	07	130617C	12/11	126.667	126.667	135.968	135.968	135.968
Rubber coated fabrics, garments, and footwear.....	07	130618	06/06	213.556	213.770	213.770	213.770	213.997
Plastic products.....	07	2		271.996	273.315	272.458	272.242	272.078
Plastic construction products.....	07	21		343.256	345.170	344.099	343.535	343.776
Plastics construction products.....	07	2106		343.257	345.171	344.099	343.535	343.776
Plastics pipe.....	07	210603	12/05	188.879	191.401	189.281	188.046	188.539
Plastics drain, waste, and vent pipe.....	07	2106031	12/11	140.116	141.479	138.557	136.637	136.918
Plastics water pipe.....	07	2106033	12/11	225.656	230.281	227.027	224.272	226.014
Plastics sewer, stormdrain, and water main pipe.....	07	2106038	12/17	198.350	200.458	199.885	200.809	197.770
Other plastics pipe.....	07	210603B	12/11	170.663	172.714	172.714	172.714	172.714
Plastics pipe fittings and unions.....	07	210604	12/05	321.579	325.354	323.552	323.074	320.297
Plastics plumbing fixtures.....	07	210605	12/05	168.141	168.141	169.742	169.742	169.742
Other plastics construction products.....	07	210606		298.914	299.295	299.124	299.405	299.674
Building and construction polystyrene foam products.....	07	2106061	06/08	199.736	199.736	197.869	199.504	199.504
Building & construction fabricated plastics products (excl foam, plumbing fixtures, hardware).....	07	2106063	06/08	169.679	169.923	170.019	170.019	170.192
Unsupported plastic film, sheet and other shapes.....	07	22		271.074	273.208	274.526	274.238	274.851
Unsupported plastics film, sheet, and other shapes.....	07	2205	12/82	268.624	270.739	272.045	271.760	272.367
Unsupported plastics film, sheet, and other shapes.....	07	220501	12/82	268.624	270.739	272.045	271.760	272.367
Unlaminated polyethylene film and sheet.....	07	2205011	12/11	126.008	125.895	127.167	126.900	127.137
Unlaminated vinyl and vinyl copolymer film and sheet.....	07	2205013	12/11	154.580	154.580	154.580	154.580	154.580
Miscellaneous unlaminated plastics film and sheet.....	07	2205014	12/11	110.005	112.158	112.847	113.331	113.303
Unlaminated plastics profile shapes.....	07	2205015	12/11	134.121	135.250	135.932	135.311	136.069
Laminated plastic sheets, rods, and tubes.....	07	23		275.074	275.829	275.784	275.829	275.829
Laminated plastics plates, sheet (except packaging), and shapes.....	07	2304		275.445	276.201	276.156	276.201	276.201
Laminated plastics plates, sheet (except packaging), and shapes.....	07	230401	12/82	283.532	284.310	284.263	284.310	284.310
Parts for manufacturing from plastics.....	07	26		180.616	180.617	180.640	180.632	180.706
Parts for transportation equipment.....	07	2601		170.709	170.709	170.861	170.847	170.851
Parts for transportation equipment.....	07	260105	12/82	169.315	169.315	169.466	169.452	169.456
Transportation polyurethane foam products.....	07	2601051	12/11	124.997	124.997	124.997	124.997	124.997
Transportation fabricated plastic parts (excluding foam and reinforced plastics).....	07	2601052	12/11	131.251	131.251	131.378	131.366	131.369
Other parts and components for manufacturing.....	07	2602		179.246	179.250	178.842	178.852	179.191
Other parts and components for manufacturing.....	07	260205	12/82	179.384	179.389	178.980	178.990	179.329
All other miscellaneous polyurethane foam products.....	07	2602051	12/11	120.737	120.806	121.909	121.909	121.909
Electrical & electronic fabricated plastics (excl. foam and reinforced plastics).....	07	2602052	12/11	113.068	113.068	112.147	112.165	112.805
All other polystyrene foam products incl. transportation application uses.....	07	2602053	12/11	173.572	173.572	173.572	173.572	173.572
Industrial machinery plastics products, excl foam (incl gears, bearings, bushings, cams).....	07	2602054	12/11	144.740	144.740	144.740	144.740	144.740
Foam components for furniture.....	07	2603	12/82	262.750	262.750	262.750	262.750	262.750
Foam components for furniture.....	07	260305	12/99	193.602	193.602	193.602	193.602	193.602
Other plastic products.....	07	29	12/82	303.693	306.272	306.268	305.466	303.855
Other plastics products.....	07	2901	12/82	303.693	306.272	306.268	305.466	303.855
Custom compounding of purchased resins and color concentrates.....	07	290196	12/99	201.617	204.592	204.587	203.465	201.605
All other reinforced and fiberglass plastics products.....	07	290197	12/99	248.555	248.555	248.555	248.939	248.939
Products made of foam other than polystyrene or polyurethane.....	07	290198	12/99	165.096	165.096	165.096	165.096	165.096
Plastic packaging products.....	07	2A	12/06	146.263	147.096	146.705	146.848	146.137
Plastics packaging products.....	07	2A01	12/06	146.263	147.096	146.705	146.848	146.137
Plastics packaging products.....	07	2A0101	12/06	146.263	147.096	146.705	146.848	146.137
Other plastics packaging products, excluding film, sheet, foam and bottles.....	07	2A01012	12/09	134.570	136.145	135.539	135.318	134.717
Packaging polyurethane foam products.....	07	2A01013	12/09	198.492	198.492	198.492	198.492	198.492
Plastics bottles.....	07	2A01014	12/09	130.567	130.626	130.628	130.804	130.161
Polystyrene foam food containers.....	07	2A01015	12/11	229.250	227.983	226.474	229.773	227.408
Polystyrene foam protective shipping pads, shaped cushioning, etc....	07	2A01016	12/11	230.538	230.538	231.996	232.216	232.216
Consumer, institutional, and commercial products, n.e.c.....	07	2B	12/06	195.404	195.726	194.660	195.301	195.748
All other consumer, institutional, and commercial products.....	07	2B01	12/06	195.404	195.726	194.660	195.301	195.748
All other consumer, institutional, and commercial products.....	07	2B0101	12/06	195.404	195.726	194.660	195.301	195.748
Consumer and institutional polystyrene foam products.....	07	2B01011	12/07	224.345	225.146	218.134	218.536	218.774
Consumer and institutional polyurethane foam products.....	07	2B01013	12/07	203.956	203.956	203.956	203.956	203.956
Consumer/institutional/commercial fabricated plastics products.....	07	2B01015	12/07	177.854	178.091	177.997	178.658	179.126

See footnotes at end of table.

Table 9. Producer price indexes for commodity and service groupings and individual items, not seasonally adjusted — Continued
 [July 2024, Index base 1982=100, unless otherwise indicated]

Title	Commodity code		Other index base	Unadjusted index ¹				
	Group code	Item code		Mar. 2024	Apr. 2024 ^P	May 2024 ^P	June 2024 ^P	July 2024 ^P
Recyclable plastics.....	07	2C	12/11	86.060	87.802	77.821	73.888	—
Recyclable plastics.....	07	2C01	12/11	86.060	87.802	77.821	73.888	—
Recyclable plastics.....	07	2C0101	12/11	86.060	87.802	77.821	73.888	—
Lumber and wood products.....	08	—		297.629	298.820	296.318	296.003	294.606
Lumber.....	08	1		251.805	254.976	250.461	249.828	247.615
Softwood lumber.....	08	11		255.753	258.172	248.930	247.322	242.794
Softwood cut stock and dimension.....	08	1105		236.694	236.769	227.292	229.134	226.841
Softwood cut stock and dimension.....	08	110503		252.626	252.706	242.591	244.556	242.109
Softwood lumber, not edge worked.....	08	1106	12/03	130.925	132.322	127.252	126.235	123.616
Softwood lumber, not edge worked.....	08	110601	12/03	130.925	132.322	127.252	126.235	123.616
Softwood dressed lumber, less than 2 inches in nominal thickness, not edge worked.....	08	1106012	06/12	126.700	134.926	139.588	139.448	137.703
Softwood dressed 2-inch lumber, 2 inches in nominal thickness only, not edge worked.....	08	1106013	06/12	142.826	143.232	133.705	130.993	126.860
Softwood dressed lumber and timbers, more than 2 inches in nominal thickness, not edge worked.....	08	1106014	06/12	117.579	120.762	112.846	116.047	112.368
Softwood lumber, made from purchased lumber.....	08	1107	12/03	256.057	257.041	255.436	255.022	255.017
Softwood lumber, made from purchased lumber.....	08	110701	12/03	256.057	257.041	255.436	255.022	255.017
Hardwood lumber.....	08	12		256.754	261.156	263.339	264.099	265.168
Hardwood cut stock and dimension.....	08	1203		306.786	310.568	310.569	314.728	323.325
Hardwood cut stock and dimension.....	08	120311	06/84	266.915	270.206	270.207	273.825	281.305
Hardwood flooring.....	08	1204	06/84	262.598	264.938	265.156	264.244	264.690
Oak and maple hardwood flooring.....	08	120401	06/84	265.781	268.298	268.532	267.551	268.031
Hardwood flooring, other than oak and maple.....	08	120402	12/11	148.437	148.437	148.437	148.437	148.437
Hardwood lumber, not edge worked.....	08	1205	12/03	100.994	103.132	104.412	104.456	104.150
Hardwood lumber, not edge worked.....	08	120501	12/03	100.994	103.132	104.412	104.456	104.150
Millwork.....	08	2		354.641	356.254	354.561	354.847	354.018
General millwork.....	08	21		337.297	338.859	338.541	338.758	337.793
General millwork.....	08	2101		337.297	338.859	338.541	338.758	337.793
Stock wood kitchen cabinets, related cabinetwork and countertops.....	08	210102	12/12	121.806	121.806	121.806	122.570	121.885
Stock wood kitchen cabinets and related cabinetwork for permanent installation.....	08	2101021	12/09	128.615	128.615	128.615	129.678	128.725
Custom wood kitchen cabinets, bathroom vanities, and related cabinetwork.....	08	210105	12/12	154.714	154.714	154.714	155.048	154.491
Custom wood kitchen cabinets and related cabinetwork not sold direct to customer at retail.....	08	2101051	12/09	183.217	183.217	183.217	183.217	182.868
Custom wood kitchen cabinets, bathroom vanities, and related cabinet work sold at retail.....	08	2101052	12/09	144.993	144.993	144.993	145.915	144.914
Wood window units.....	08	210112	06/83	387.816	387.816	387.816	387.816	387.816
Double hung wood window units.....	08	2101121	06/13	171.628	171.628	171.628	171.628	171.628
Casement wood window units.....	08	2101122	06/13	190.660	190.660	190.660	190.660	190.660
All other wood window units, including horizontal sliding, awning and single hung.....	08	2101123	06/13	163.237	163.237	163.237	163.237	163.237
Wood sash, excluding sash shipped in window units.....	08	210122	06/83	392.023	392.023	392.023	392.023	392.023
Wood window & door frames, incl. door frames in door units, excl. window frames in window units.....	08	210132	06/83	207.853	210.180	210.180	210.180	210.180
Wood panel, flush, & molded face doors, interior & exterior, incl. doors with glazed sections.....	08	210142	06/83	359.533	362.216	362.305	362.858	361.946
Other wood doors, incl. garage, patio, bifold, cabinet, screen, storm and louver.....	08	210152	06/83	332.086	332.149	331.818	331.634	332.069
Wood moldings.....	08	210162	06/83	351.131	349.542	346.743	340.917	336.181
Mirror and picture frames and framed pictures.....	08	210175	06/02	153.598	153.598	153.598	153.598	153.598
Other wood millwork products, including stairwork, exterior millwork, and softwood flooring.....	08	210183	06/83	309.598	321.650	320.531	320.531	320.531
Prefabricated structural members.....	08	22		455.450	457.409	449.916	450.510	450.170
Prefabricated structural members.....	08	2201		455.450	457.409	449.916	450.510	450.170
Laminated veneer lumber.....	08	220107	12/03	235.463	234.904	235.227	236.348	237.487
Other engineered structural wood members, excluding trusses & laminated veneer lumber.....	08	220108	12/03	224.853	223.633	223.824	225.849	225.803
Wood trusses.....	08	220109	12/03	277.921	280.000	273.636	273.367	272.918
Plywood.....	08	3		281.520	285.127	279.250	276.507	272.740
Softwood veneer and plywood.....	08	31		328.569	333.985	322.646	317.603	310.484
Softwood veneer and plywood.....	08	3103		256.589	260.818	251.963	248.025	242.465
Softwood veneer and plywood.....	08	310303	12/05	158.520	161.133	155.663	153.230	149.795
Softwood veneer, incl. veneer backed w/ paper, cloth, or other flexible material.....	08	3103031	12/07	132.593	136.330	137.039	135.407	132.687
Softwood plywood products: rough, sanded, and specialties.....	08	3103035	12/11	188.952	190.845	180.164	176.947	172.732
Hardwood veneer and plywood.....	08	35	12/05	157.432	158.680	158.249	157.888	157.516
Hardwood veneer and plywood.....	08	3501	12/05	157.432	158.680	158.249	157.888	157.516

See footnotes at end of table.

Table 9. Producer price indexes for commodity and service groupings and individual items, not seasonally adjusted — Continued
 [July 2024, Index base 1982=100, unless otherwise indicated]

Title	Commodity code		Other index base	Unadjusted index ¹				
	Group code	Item code		Mar. 2024	Apr. 2024 ^P	May 2024 ^P	June 2024 ^P	July 2024 ^P
Hardwood veneer, including veneer backed with paper, cloth, or other flexible material.....	08	350102	12/11	134.946	136.580	136.507	136.594	135.286
Hardwood plywood.....	08	350104	12/12	156.742	156.843	156.920	156.720	157.335
Hardwood veneered panels, including two-ply veneers.....	08	350107	12/11	149.569	151.395	149.076	147.232	147.820
Other wood products.....	08	4		210.749	210.993	209.614	209.353	207.562
Wood pallets and pallet containers, wood and metal combination.....	08	41		345.741	342.328	340.227	339.358	335.670
Wood pallets and pallet containers.....	08	4101		345.741	342.328	340.227	339.358	335.670
Wood pallets and pallet containers, wood and metal combination.....	08	410101	12/09	177.040	175.292	174.217	173.772	171.883
Wood boxes.....	08	42		216.882	226.015	225.732	225.732	217.938
Wood boxes.....	08	4201		216.882	226.015	225.732	225.732	217.938
Nailed and lock-corner wood boxes.....	08	420101	06/85	212.452	212.452	210.181	210.181	211.820
Wood box and crate shook.....	08	420102	06/85	221.612	224.469	224.469	224.469	223.433
Other wood container parts and wood containers.....	08	420127	12/03	115.237	124.921	124.921	124.921	115.658
Miscellaneous wood products.....	08	49		155.792	156.937	155.713	155.713	155.412
Wood ties, siding, shingles, and shakes, and contract sawing of logs owned by others.....	08	4903	12/03	180.728	180.728	180.728	180.728	180.728
Wood ties, siding, shingles, and shakes, and contract sawing of logs owned by others.....	08	490301	12/03	180.728	180.728	180.728	180.728	180.728
Sawn wood fence stock, wood lath, and contract resawing and planing.....	08	4904	12/03	220.450	220.450	220.450	220.450	220.450
Sawn wood fence stock, wood lath, and contract resawing and planing.....	08	490401	12/03	220.450	220.450	220.450	220.450	220.450
All other miscellaneous wood products.....	08	4909	06/84	244.598	246.709	244.454	244.454	243.897
All other miscellaneous wood products.....	08	490901	06/84	244.598	246.709	244.454	244.454	243.897
Logs, bolts, timber, pulpwood and wood chips.....	08	5		262.639	258.059	257.663	257.930	259.058
Logs, bolts, timber, pulpwood and wood chips.....	08	51		262.639	258.059	257.663	257.930	259.058
Logs, bolts, timber, pulpwood and wood chips.....	08	5105	12/11	112.226	110.269	110.100	110.214	110.696
Logs, bolts, timber and pulpwood.....	08	510502	12/11	110.612	108.195	108.141	108.139	108.584
Wood chips, excluding field chips.....	08	510505	12/11	115.004	115.034	114.391	114.983	115.605
Prefabricated wood buildings & components.....	08	6	12/84	382.330	384.639	384.244	384.810	384.461
Prefabricated wood buildings & components.....	08	61	12/84	382.330	384.639	384.244	384.810	384.461
Prefabricated wood buildings and components.....	08	6101	12/84	382.330	384.639	384.244	384.810	384.461
Prefabricated stationary wood buildings, components (not sold as complete units).....	08	610101	12/84	217.379	219.373	218.253	217.631	217.659
Prefabricated stationary wood buildings, precut packages (complete units).....	08	610102	12/84	518.948	517.862	516.693	524.437	524.012
Prefabricated stationary wood buildings, shipped in panel form (complete units).....	08	610103	12/84	588.298	594.912	594.450	592.154	590.973
Prefabricated stationary wood buildings, shipped in three-dimensional assemblies.....	08	610104	12/84	405.416	407.241	407.535	407.535	407.535
Prefabricated stationary wood buildings, three-dimensional assemblies, residential.....	08	6101041	12/11	191.849	192.808	192.961	192.961	192.961
Prefabricated stationary wood buildings, three-dimensional assemblies, nonresidential.....	08	6101042	12/11	181.715	181.715	181.718	181.718	181.718
Treated wood and contract wood preserving.....	08	7	06/85	282.227	282.952	281.237	280.336	279.209
Treated wood and contract wood preserving.....	08	71	06/85	282.227	282.952	281.237	280.336	279.209
Treated wood.....	08	7101	06/85	288.223	288.915	287.181	286.220	285.052
Wood poles, piles, and posts owned and treated by the same establishment.....	08	710101	06/85	432.382	433.871	430.716	430.478	432.917
Other wood products owned and treated by the same establishment.....	08	710102	06/85	238.867	239.125	238.073	236.436	232.539
Contract wood preservation.....	08	7102	06/85	225.955	227.403	225.737	225.737	225.131
Receipts for treating wood owned by others w/ arsenical chemicals, creosote, & other chemicals.....	08	710201	06/85	225.955	227.403	225.737	225.737	225.131
Pulp, paper, and allied products.....	09	-		334.766	337.937	337.511	337.394	338.510
Pulp, paper, and prod., ex. bldg. paper.....	09	1		286.777	288.422	289.937	290.370	291.371
Wood pulp.....	09	11		215.883	227.333	232.147	232.784	241.217
Wood pulp.....	09	1105	06/06	149.874	157.823	161.165	161.608	167.462
Wood pulp.....	09	110501	06/06	149.874	157.823	161.165	161.608	167.462
Special alpha and dissolving wood pulp, incl. sulfite and sulfate and other wood pulp.....	09	1105012	12/11	113.049	120.620	123.432	123.858	128.642
All other miscellaneous pulp, other than wood, and pulp mill byproducts incl. turpentine.....	09	1105017	12/07	168.064	156.695	156.695	156.010	157.830
Recyclable paper.....	09	12		398.732	396.391	404.284	407.021	407.532
News and other low grade recyclable paper.....	09	1201		315.723	315.723	315.723	315.723	315.723
News and other low grade recyclable paper.....	09	120125	06/06	142.538	142.538	142.538	142.538	142.538
Corrugated recyclable paper.....	09	1203		357.435	355.085	362.711	366.194	366.194
Corrugated recyclable paper.....	09	120325	06/06	122.777	121.970	124.590	125.786	125.786
High grade recyclable paper (including pulp substitutes and deinking).....	09	1207	12/86	251.749	250.278	255.862	256.039	257.436
High grade recyclable (including pulp substitutes and deinking).....	09	120725	06/06	189.274	188.168	192.367	192.500	193.550

See footnotes at end of table.

Table 9. Producer price indexes for commodity and service groupings and individual items, not seasonally adjusted — Continued
 [July 2024, Index base 1982=100, unless otherwise indicated]

Title	Commodity code		Other index base	Unadjusted index ¹				
	Group code	Item code		Mar. 2024	Apr. 2024 ^P	May 2024 ^P	June 2024 ^P	July 2024 ^P
Paper.....	09	13		247.942	248.979	250.424	250.037	250.295
Writing and printing papers.....	09	1301		239.493	240.291	242.062	242.162	242.159
Bleached bristol, clay-coated, uncoated, and industrial converted paper.....	09	130119	12/11	129.062	129.334	130.018	130.086	130.084
Newsprint.....	09	1302		133.274	126.560	126.950	126.950	126.950
Newsprint.....	09	130291		133.274	126.560	126.950	126.950	126.950
Packaging and industrial converting paper.....	09	1303		320.746	321.904	322.244	322.448	322.430
Coated and laminated single and multi-web paper.....	09	130321	12/87	271.535	271.609	271.609	271.609	271.609
Single-web paper, rolls and sheets, including waxed, for flexible packaging uses.....	09	1303211	12/11	166.571	166.571	166.571	166.571	166.571
Multiweb laminated rolls and sheets, except foil, for flexible packaging uses.....	09	1303213	12/11	136.887	136.963	136.963	136.963	136.963
Coated and laminated single and multi-web film.....	09	130322	12/87	256.290	257.637	258.037	258.276	258.255
Single-web film, rolls, and sheets, including coextruded, for flexible packaging uses.....	09	130322A	01/19	129.853	130.687	130.744	130.815	130.789
Single-web film, rolls, and sheets for flexible packaging uses.....	09	130322A1	12/11	143.233	144.086	144.265	144.252	144.239
Coextruded single-web film, for flexible packaging uses.....	09	130322A2	12/11	137.429	138.590	138.160	138.624	138.529
All other coated and processed papers.....	09	1305	12/82	263.167	269.508	276.431	268.519	272.667
Converted foil for nonpackaging applications.....	09	130505	06/13	122.601	122.601	122.601	122.601	122.601
Other coated and processed papers, except for packaging uses.....	09	130506	06/13	124.887	128.731	132.928	128.131	130.646
Paperboard.....	09	14		328.448	329.951	330.954	332.003	333.305
Corrugated paperboard in sheets and rolls, lined and unlined.....	09	1405		329.690	329.751	330.197	331.805	331.805
Corrugated paperboard in sheets and rolls, lined and unlined.....	09	140551		329.690	329.751	330.197	331.805	331.805
Paperboard, excluding corrugated paperboard in sheets and rolls.....	09	1411	12/82	347.777	349.710	350.904	351.883	353.571
Recycled paperboard.....	09	141105	12/82	381.942	389.239	392.153	392.246	394.376
Unbleached kraft packaging and industrial converting paperboard.....	09	141107	12/99	204.343	204.827	205.470	206.590	207.915
Bleached packaging and industrial converting paperboard.....	09	141112	05/21	127.816	127.816	127.816	127.816	127.926
Converted paper and paperboard products.....	09	15		301.536	302.952	304.411	304.637	305.556
Sanitary paper products, including stock.....	09	1501		215.469	215.972	216.303	216.192	217.114
Sanitary paper products, including stock.....	09	150123	12/99	149.524	149.873	150.102	150.026	150.665
Sanitary tissue paper products, made in paper mills.....	09	1501233	12/07	131.382	131.196	131.137	131.160	131.738
Disposable diapers and similar disposable products, purchased sanitary paper stock and wadding.....	09	1501234	12/07	123.291	123.347	123.308	123.308	123.308
Sanitary tissue paper products, made from purchased sanitary paper stock or wadding.....	09	1501235	12/07	138.818	140.711	141.862	141.483	142.581
Paper, plastic, and foil bags.....	09	1502		355.114	355.973	355.978	356.233	356.004
Uncoated single-web paper grocers' bags and sacks and variety and shopping bags.....	09	150214	12/83	463.126	463.126	463.126	463.126	463.126
Specialty bags, pouches and liners.....	09	150216	12/83	283.807	284.574	284.578	284.813	284.603
Plastics, foil, and coated paper bags.....	09	1502161	12/10	154.354	154.194	154.121	154.180	154.158
Specialty bags, pouches, and liners, multiweb laminations and foil, except film-film.....	09	15021612	06/13	150.335	150.029	149.890	150.004	149.982
Single-web film specialty bags, pouches, and liners.....	09	1502162	12/10	138.846	139.283	139.382	139.553	139.480
Polyethylene grocery and variety bags and pouches.....	09	15021621	12/11	121.468	121.468	121.710	121.710	121.710
Polyethylene refuse bags.....	09	15021622	12/11	127.598	129.126	130.768	130.768	130.654
Other polyethylene bags, pouches, and liners.....	09	15021625	12/11	148.453	148.900	147.972	148.543	148.376
Coextruded single-web film specialty bags, pouches, & liners.....	09	15021626	06/13	142.964	142.964	142.964	142.964	142.964
Multiweb film/film combination specialty bags, pouches and liners.....	09	1502163	12/10	139.678	140.294	135.443	132.944	130.585
Paper boxes and containers.....	09	1503		340.959	343.104	345.746	346.347	347.998
Corrugated shipping containers.....	09	150301	06/87	320.595	323.456	325.619	325.932	326.857
Corrugated shipping containers for food and beverages and carryout boxes for retail food.....	09	1503011	12/09	156.950	158.791	160.244	160.678	162.297
Corrugated shipping containers for paper and allied products.....	09	1503012	12/09	157.330	158.200	157.883	157.828	157.828
Corrugated shipping containers for metal and electrical machinery.....	09	1503013	12/09	184.604	188.352	188.635	188.635	188.635
Corrugated shipping containers for all other end uses.....	09	1503014	12/09	166.187	166.742	168.354	168.354	167.907
Setup (rigid) paperboard boxes.....	09	150322	12/83	511.343	521.012	519.288	518.148	518.267
Folding paperboard boxes, packaging, and packaging components.....	09	150336	12/04	159.117	159.311	161.243	161.888	163.404
Folding paperboard boxes, packaging, and packaging components.....	09	15033601	12/11	145.749	145.927	147.696	148.287	149.676
Paperboard fiber drums with ends of any material.....	09	150337		541.759	554.035	566.387	566.322	566.289
Other corrugated and solid fiber products, including containers, pallets, pads, etc.....	09	1504		444.038	450.682	457.263	457.263	458.495
Other corrugated and solid fiber products, including containers, pallets, pads, etc.....	09	150441		617.531	626.771	635.923	635.923	637.636
Office supplies and accessories.....	09	1506		268.946	269.220	271.090	270.839	268.398
Envelopes.....	09	150636	12/84	246.594	247.332	247.569	248.286	247.412
Die-cut paper and paperboard office supplies.....	09	150646	12/03	319.035	319.035	318.358	318.358	318.358
Paper supplies for business machines and other misc. unprinted office supplies.....	09	150655	06/90	259.254	260.783	267.808	267.799	256.553
Tablets, pads, and related products.....	09	150657	12/11	141.257	139.523	139.429	139.813	139.813
Fiber cans, tubes, and similar fiber products.....	09	1507		490.328	498.952	499.489	500.355	501.565
Fiber cans, all fiber and composite.....	09	150731	12/09	186.225	194.695	195.170	195.448	195.155
Fiber cores and tubes.....	09	150732	12/09	189.443	190.270	190.349	190.724	191.597

See footnotes at end of table.

Table 9. Producer price indexes for commodity and service groupings and individual items, not seasonally adjusted — Continued
 [July 2024, Index base 1982=100, unless otherwise indicated]

Title	Commodity code		Other index base	Unadjusted index ¹				
	Group code	Item code		Mar. 2024	Apr. 2024 ^P	May 2024 ^P	June 2024 ^P	July 2024 ^P
Paperboard cones, reels, spools, bobbins, blocks, and all vulcanized fiber products.....	09	150733	12/09	168.898	168.898	168.898	168.898	168.898
Molded pulp goods, including egg cartons, florists pots, food trays, etc.	09	1508	06/85	266.876	270.121	272.151	272.912	272.582
Molded pulp goods, including egg cartons, florists pots, food trays, etc.....	09	150814	06/90	232.287	235.112	236.879	237.541	237.254
Miscellaneous converted paper and paperboard products.....	09	1509	12/84	254.547	253.989	253.804	254.053	255.802
Pasted, lined, laminated, or surface-coated paperboard.....	09	150901	12/84	328.868	329.130	329.130	329.130	329.130
Wallcoverings.....	09	150902	06/85	192.634	192.634	192.634	196.227	196.227
Other sanitary paper products & misc. converted paper & paperboard products.....	09	150999	12/84	251.757	251.021	250.791	250.903	253.075
Miscellaneous converted paper and paperboard products.....	09	1509992	06/10	155.733	155.278	155.135	155.205	156.548
Pressure-sensitive products.....	09	16	12/82	242.615	243.931	242.067	244.833	243.174
Pressure-sensitive products.....	09	1601	12/82	242.615	243.931	242.067	244.833	243.174
Pressure-sensitive products.....	09	160101	12/82	242.118	243.432	241.572	244.332	242.676
Building paper & building board mill prods.....	09	2		340.623	400.592	348.858	332.789	332.493
Hardboard, particleboard & fiberboard prods.....	09	22		321.336	377.910	329.105	313.946	313.666
Particleboard and fiberboard.....	09	2201		332.071	392.822	340.438	324.159	323.859
Particleboard made from particleboard produced at the same location...	09	220125	12/82	347.441	354.814	358.593	357.544	357.544
Medium density fiberboard (MDF) made from MDF produced at the same location.....	09	220131	06/84	252.646	251.549	—	250.867	—
Prefinished particleboard and medium density fiberboard (MDF) made from purchased materials.....	09	220141	12/02	241.277	241.277	237.283	237.411	236.429
Hardboard products.....	09	2202	06/84	241.395	241.395	240.950	240.950	240.950
Hardboard products.....	09	220206	12/11	184.024	184.024	183.685	183.685	183.685
Publications, printed matter and printing material.....	09	4	06/09	145.357	145.338	145.231	145.271	145.769
Books printing.....	09	44	12/83	291.394	297.420	287.982	287.982	288.384
Books printing.....	09	4401	12/83	291.394	297.420	287.982	287.982	288.384
Books printing.....	09	440114	06/05	185.431	189.266	183.260	183.260	183.516
Textbook printing and binding.....	09	4401141	12/11	157.794	157.782	157.782	157.782	158.544
Technical, scientific, & professional book printing & binding.....	09	4401143	12/11	138.003	138.003	142.382	142.382	145.512
Religious book printing and binding.....	09	4401145	12/11	162.353	164.884	165.652	165.652	163.633
General book (trade, etc.) printing and binding.....	09	4401147	12/11	246.919	258.073	238.023	238.023	238.023
Other book and pamphlet printing and binding.....	09	440114E	12/11	121.194	121.194	121.191	121.191	121.198
Manifold business forms printing.....	09	45	12/83	435.935	435.935	435.935	435.935	435.935
Manifold business forms printing.....	09	4501	12/83	435.935	435.935	435.935	435.935	435.935
Manifold business forms printing, excluding checkbooks.....	09	450105	09/18	118.035	118.035	118.035	118.035	118.035
Commercial printing.....	09	47	06/82	235.707	235.332	235.654	235.699	236.591
Magazine and periodical printing.....	09	4701	06/82	169.576	167.718	167.732	167.732	168.357
Magazine and periodical printing (lithographic).....	09	470102	06/82	180.462	178.485	178.500	178.500	179.166
Label and wrapper printing for packaging.....	09	4702	06/82	259.638	260.504	260.504	260.354	261.127
Label and wrapper printing (lithographic).....	09	470202	06/82	176.277	176.277	176.277	176.277	178.329
Label and wrapper printing (flexographic).....	09	470205	12/08	163.480	164.308	164.308	164.165	164.165
Catalog and directory printing.....	09	4703	06/82	159.059	157.255	157.255	157.255	157.506
Catalog and directory printing (lithographic).....	09	470302	06/82	173.141	171.178	171.178	171.178	171.450
Advertising printing.....	09	4705	06/82	187.899	185.770	185.770	185.770	187.179
Advertising printing (lithographic).....	09	470506	06/82	184.696	182.565	182.565	182.565	183.975
Other general job printing.....	09	4706	06/82	312.555	315.817	315.919	315.919	316.351
Quick printing.....	09	470604	12/08	144.323	155.834	155.834	155.834	155.834
Other commercial and general job printing.....	09	470609	06/82	307.439	307.193	307.321	307.321	307.866
Other commercial and general job printing (lithographic).....	09	4706091	06/09	139.321	139.200	139.263	139.263	139.531
All other commercial and general job printing.....	09	4706094	09/18	130.667	130.667	130.667	130.667	130.667
Other commercial printing, incl. screen, engraving, digital, & general job exc. labels/wrappers.....	09	4711	12/88	206.901	206.340	207.117	207.290	208.266
Commercial screen printing, excluding on garments, apparel accessories, & other fabric articles.....	09	471101	06/82	185.886	185.886	185.886	185.886	185.886
Screen printing (excluding on textiles, apparel, apparel accessories, and labels).....	09	4711012	06/09	132.333	132.333	132.333	132.333	132.333
Other commercial and general job screen printing.....	09	47110123	06/10	133.679	133.679	133.679	133.679	133.679
Digital printing.....	09	471103	12/88	158.892	158.334	159.107	159.279	160.251
Blankbooks, binders, and bookbinding work.....	09	48	06/85	344.045	343.942	344.480	345.458	346.043
Tradebinding and related work.....	09	4802	12/85	221.358	221.252	221.810	222.825	223.432
Miscellaneous binding and postpress work, incl. collating, perforating, folding, gluing, etc.....	09	480203	12/11	132.139	132.139	131.585	132.645	132.645
Softcover, pamphlet, sample book, and other binding of books and materials printed elsewhere.....	09	480204	12/11	146.033	145.826	145.924	146.296	146.372
Services for the printing trade.....	09	49	06/85	114.046	114.046	114.046	114.046	114.046
Prepress services, including platemaking.....	09	4905	12/03	101.738	101.738	101.738	101.738	101.738
Prepress services, excl. platemaking (incl. film, assembled flats, color sep., typesetting, etc.).....	09	490501	12/03	99.504	99.504	99.504	99.504	—

See footnotes at end of table.

Table 9. Producer price indexes for commodity and service groupings and individual items, not seasonally adjusted — Continued
 [July 2024, Index base 1982=100, unless otherwise indicated]

Title	Commodity code		Other index base	Unadjusted index ¹				
	Group code	Item code		Mar. 2024	Apr. 2024 ^P	May 2024 ^P	June 2024 ^P	July 2024 ^P
Printing plates and cylinders, prepared for printing (excl blank plates and blank cylinders).....	09	490502	12/03	109.915	109.915	109.915	109.915	109.915
Metals and metal products.....	10	—		307.579	307.949	311.869	310.675	309.232
Iron and steel.....	10	1		321.137	314.128	314.129	308.478	302.820
Iron ores.....	10	11		203.955	205.540	206.005	204.636	208.937
Iron ores.....	10	1105	12/97	214.330	215.901	216.484	215.046	219.566
Iron ores.....	10	110555	12/97	214.330	215.901	216.484	215.046	219.566
Iron and steel scrap.....	10	12		556.234	543.767	541.476	521.209	534.435
Carbon steel scrap.....	10	1211	12/86	514.981	501.229	497.987	479.969	494.627
Heavy melting scrap.....	10	121191	06/96	303.943	294.025	289.529	278.264	278.264
Carbon steel scrap bundles.....	10	121192	06/96	266.182	266.320	266.320	251.921	247.693
Shredded carbon steel scrap.....	10	121193	06/96	255.175	245.886	242.609	233.817	—
Cut plate and structural scrap.....	10	121194	06/96	274.704	273.156	278.094	270.563	269.679
Stainless and other alloy steel scrap.....	10	1212	12/86	464.585	472.728	482.420	460.048	450.518
Stainless and other alloy steel scrap.....	10	121208	06/96	300.999	306.275	312.555	298.060	291.886
Cast iron scrap.....	10	1213	12/86	264.114	264.148	264.148	260.054	260.054
Cast iron scrap.....	10	121308	06/96	205.621	205.647	205.647	202.460	202.460
Other ferrous scrap.....	10	1215	06/06	97.468	97.545	97.475	87.082	—
Other ferrous scrap.....	10	121501	06/06	97.468	97.545	97.475	87.082	—
Foundry and forge shop products.....	10	15		285.522	284.806	281.963	284.218	281.337
Pressure and soil pipe and fittings, cast iron.....	10	1502		598.001	597.403	597.300	597.747	597.810
Cast iron pressure and soil pipe and fittings, except ductile pressure pipe.....	10	150227		1,158.245	1,157.834	1,157.620	1,157.352	1,157.154
Other gray and ductile iron castings.....	10	1504		272.300	271.770	271.707	271.128	270.073
Ductile iron castings (excluding pressure pipe & fittings).....	10	150413	12/03	194.806	193.950	193.839	193.075	191.973
Gray iron castings (including molds and stools for heavy steel ingots).....	10	150419	12/11	140.737	140.942	140.975	141.027	140.830
Standard and pearlitic malleable iron castings.....	10	1505		478.474	476.113	473.902	473.817	453.836
Standard and pearlitic malleable iron castings.....	10	150501		478.474	476.113	473.902	473.817	453.836
Steel investment castings.....	10	1506		316.280	312.758	312.014	312.014	317.920
Steel investment castings.....	10	150624	12/03	180.542	178.532	178.107	178.107	181.478
Carbon steel castings, except investment.....	10	1507		303.716	303.683	304.471	304.471	304.560
Carbon steel castings, except investment.....	10	150701	12/03	205.574	205.552	206.085	206.085	206.146
High alloy steel castings, excluding investment.....	10	1508		399.314	399.314	399.562	399.562	399.562
High alloy steel castings, excluding investment.....	10	150801	12/03	293.329	293.329	293.512	293.512	293.512
Other alloy steel castings, except investment.....	10	1509		284.619	284.619	284.619	284.619	284.619
Other alloy steel castings, except investment.....	10	150901	12/03	203.882	203.882	203.882	203.882	203.882
Other forge shop products.....	10	1513	06/82	207.633	207.678	201.334	206.991	199.763
Closed die forgings, ferrous.....	10	151359	06/98	154.753	154.755	148.482	154.284	147.261
Hot impression die impact, press and upset steel forgings.....	10	15135912	12/17	127.096	127.097	121.470	126.675	120.908
Hot impression die impact, press, and upset carbon steel forgings.....	10	151359121	12/17	126.051	126.051	115.740	125.966	113.568
Hot impression die impact, press, & upset alloy steel forgings, except stainless and high temp.....	10	151359122	12/17	122.924	122.928	121.946	122.058	123.169
Steel mill products.....	10	17		305.677	297.573	298.505	292.989	283.352
Semifinished steel mill products.....	10	1702	06/82	415.854	409.214	403.013	398.279	388.337
Hot rolled steel bars, plates, and structural shapes.....	10	1704	06/82	289.493	285.386	280.921	277.382	273.151
Hot rolled steel bars, plates, & structural shapes, alloy.....	10	170406	12/10	137.721	—	—	—	—
Hot rolled steel bars, plates, and structural shapes, carbon.....	10	170410	12/17	167.326	164.958	162.088	159.792	157.220
Steel wire.....	10	1705	06/82	376.352	373.894	372.206	370.974	366.728
Steel wire, carbon.....	10	170501	12/03	340.757	339.054	336.796	335.987	331.617
Steel pipe and tube.....	10	1706	06/82	383.846	377.229	377.012	370.278	369.865
Steel pipe and tube, carbon.....	10	170652	12/17	163.164	158.301	158.450	155.432	155.056
Steel pipe and tube, stainless steel.....	10	170674	12/10	139.220	140.594	139.602	135.265	137.164
Cold rolled steel sheet and strip.....	10	1707	06/82	396.888	385.577	388.131	375.171	356.666
Cold rolled steel sheet and strip.....	10	170710	06/82	396.888	385.577	388.131	375.171	356.666
Cold finished steel bars and bar shapes.....	10	1708	06/82	273.278	267.192	264.679	257.000	256.086
Cold finished steel bars and bar shapes.....	10	170810	12/17	142.650	139.473	138.161	134.153	133.676
Electrometallurgical ferroalloy products.....	10	1712	12/17	109.544	109.407	109.321	109.346	109.320
Electrometallurgical ferroalloy products.....	10	171201	12/17	109.544	109.407	109.321	109.346	109.320
Nonferrous metals.....	10	2		327.703	336.744	351.131	352.207	352.569
Nonferrous metal ores.....	10	21	12/83	541.537	558.232	570.625	554.165	566.310
Primary nonferrous metals.....	10	22		247.641	256.976	269.810	271.839	271.158
Primary nonferrous metals.....	10	2201		253.748	263.313	276.464	278.542	277.845
Nonferrous scrap.....	10	23		450.466	468.376	503.005	508.554	506.516
Copper base scrap.....	10	2301		627.739	665.994	716.708	682.783	703.244
No. 1 copper scrap, including wire.....	10	230101	12/86	517.586	554.284	597.191	565.745	587.543
No. 2 copper scrap, including wire.....	10	230102	12/86	857.451	935.682	1,036.993	961.487	1,000.281

See footnotes at end of table.

Table 9. Producer price indexes for commodity and service groupings and individual items, not seasonally adjusted — Continued
 [July 2024, Index base 1982=100, unless otherwise indicated]

Title	Commodity code		Other index base	Unadjusted index ¹				
	Group code	Item code		Mar. 2024	Apr. 2024 ^P	May 2024 ^P	June 2024 ^P	July 2024 ^P
Yellow brass scrap.....	10	230103	12/86	678.656	682.965	711.877	708.106	704.336
Aluminum base scrap.....	10	2302		264.333	272.242	310.021	335.207	322.360
Used beverage can scrap.....	10	230205	12/86	202.164	221.944	243.577	249.608	251.191
Other nonferrous scrap (including lead, zinc and precious metals).....	10	2303		409.228	419.883	416.610	413.363	414.993
Other nonferrous scrap (including lead, zinc and precious metals).....	10	230309	06/06	175.015	179.572	178.172	176.784	177.481
Secondary nonferrous metals.....	10	24		313.192	321.213	335.548	335.969	338.967
Secondary aluminum.....	10	2402		255.945	257.637	269.137	274.750	273.571
Secondary aluminum.....	10	240229	06/97	159.285	160.338	167.495	170.988	170.255
Secondary copper, alloyed and unalloyed.....	10	2403		731.226	757.607	823.842	828.269	834.137
Secondary copper, alloyed and unalloyed.....	10	240339	06/97	479.151	496.438	539.839	542.740	546.585
Secondary precious metals.....	10	2406		440.690	470.876	476.487	470.283	480.111
Secondary precious metals.....	10	240669	06/97	522.540	558.333	564.985	557.629	569.283
All other miscellaneous secondary nonferrous metals, including lead and zinc.....	10	2408	06/11	95.972	96.879	103.297	99.895	102.857
All other miscellaneous secondary nonferrous metals, including lead and zinc.....	10	240801	06/11	95.972	96.879	103.297	99.895	102.857
Nonferrous mill shapes.....	10	25		264.785	269.478	279.843	285.358	285.251
Aluminum mill shapes.....	10	2501		224.413	225.667	235.599	241.245	242.714
Extruded aluminum shapes, including rod, bar, and wire.....	10	250162	12/04	155.771	156.235	160.193	165.503	165.021
Copper and brass mill shapes.....	10	2502		584.922	610.592	638.242	651.505	640.427
Copper and copper alloy rod, bar and shapes.....	10	250238	12/03	350.772	365.420	382.335	387.262	374.044
Copper and copper alloy pipe and tube.....	10	250239	06/04	352.115	374.962	414.791	440.741	—
Nickel and nickel-base alloy mill shapes.....	10	2504		210.868	211.450	211.533	209.457	213.476
Nickel and nickel-base alloy mill shapes.....	10	250466	12/03	153.219	153.642	153.702	152.194	155.114
Titanium and titanium-base alloy mill shapes.....	10	2505		211.735	212.456	214.552	214.552	214.517
Titanium and titanium-base alloy mill shapes.....	10	250505	12/03	188.348	188.989	190.853	190.853	190.822
Other nonferrous mill shapes.....	10	2519		278.009	290.199	291.009	293.433	294.120
All other nonferrous metal mill shapes, except precious metal.....	10	251935	12/03	267.972	273.559	273.972	277.026	277.917
Nonferrous wire and cable.....	10	26		353.417	366.923	386.907	387.178	381.000
Nonferrous wire and cable.....	10	2603	12/82	362.516	376.370	396.868	397.146	390.810
Electronic wire and cable.....	10	260301	12/82	338.431	339.267	345.344	350.102	350.102
Copper wire and cable.....	10	260314	12/86	393.201	419.015	456.534	453.504	439.449
Power wire and cable.....	10	260332	06/04	453.954	455.588	466.606	471.783	472.212
Fiber optic cable.....	10	260333	12/88	60.688	60.688	60.688	60.762	60.978
Other wire and cable.....	10	260398	06/04	226.500	227.281	228.737	233.081	236.900
Nonferrous forge shop products.....	10	27	12/83	223.508	223.433	223.353	225.259	226.027
Nonferrous forge shop products.....	10	2701	12/83	223.508	223.433	223.353	225.259	226.027
Nonferrous forge shop products.....	10	270111	12/83	224.571	224.496	224.416	226.331	227.103
Hot impression die, impact, press and upset aluminum and other nonferrous forgings.....	10	27011111	12/07	133.809	133.760	133.707	134.959	135.463
Hot impression die, impact, press and upset aluminum and aluminum alloy forgings.....	10	270111111	12/07	135.406	135.309	135.204	135.550	136.556
Hot impression die, impact, press and upset titanium and titanium alloy forgings.....	10	270111112	12/07	124.995	124.995	124.995	126.623	126.623
Other nonferrous hot impression die impact, press, and upset forgings.....	10	270111113	12/07	181.494	181.494	181.494	187.813	187.813
Nonferrous foundry shop products.....	10	28		285.804	287.020	290.181	291.573	291.029
Aluminum castings.....	10	2802		237.631	237.827	239.226	240.382	241.117
Aluminum die-castings.....	10	280207	06/83	196.523	196.725	197.957	199.023	200.004
Aluminum castings, excluding die-castings.....	10	280208	05/18	140.314	140.383	141.123	141.677	141.677
Castings, nonferrous (except aluminum).....	10	2807	12/11	151.451	153.089	156.264	157.003	155.267
Castings, nonferrous (except aluminum).....	10	280701	12/11	151.451	153.089	156.264	157.003	155.267
Nonferrous die-castings (except aluminum).....	10	2807011	12/11	135.110	135.081	136.700	138.011	133.623
Copper base castings (excluding die-castings).....	10	2807013	12/11	139.962	144.354	151.243	151.941	151.573
Metal containers.....	10	3		224.848	224.523	224.971	225.553	228.055
Metal cans and can components.....	10	31		201.514	201.154	200.958	201.356	204.121
Steel cans and tinware end products.....	10	3102		316.799	317.433	316.668	—	—
Steel cans and tinware end products.....	10	310231	12/01	248.335	248.832	248.233	—	—
Aluminum cans and can components.....	10	3103		142.432	141.814	141.814	141.814	145.086
Aluminum cans and can components.....	10	310331	12/01	168.036	167.307	167.307	167.307	171.167
Barrels, drums, pails and other metal containers.....	10	32		444.239	444.240	450.760	453.084	453.084
Barrels, drums, pails and other metal containers.....	10	3201		444.239	444.240	450.760	453.084	453.084
Steel shipping barrels and drums (excl. beer barrels) (more than 12-gallon capacity).....	10	320106	12/11	168.333	168.333	175.198	175.603	175.603
All other metal containers.....	10	320107	12/11	181.856	181.857	181.857	183.562	183.562
Hardware.....	10	4		284.244	284.024	284.273	284.302	284.362
Hardware, n.e.c.....	10	41		284.671	284.331	284.257	284.291	284.327

See footnotes at end of table.

Table 9. Producer price indexes for commodity and service groupings and individual items, not seasonally adjusted — Continued
 [July 2024, Index base 1982=100, unless otherwise indicated]

Title	Commodity code		Other index base	Unadjusted index ¹				
	Group code	Item code		Mar. 2024	Apr. 2024 ^P	May 2024 ^P	June 2024 ^P	July 2024 ^P
Builders' hardware.....	10	4101		333.462	333.462	333.462	333.462	333.462
Builders' hardware (lock units, key blanks, door & window hardware, cabinet hardware, etc.).....	10	410104	06/07	168.045	168.045	168.045	168.045	168.045
Transportation equipment hardware.....	10	4103		204.081	203.170	203.167	203.167	203.167
Furniture hardware.....	10	4104		317.363	318.433	317.696	317.696	317.696
Furniture hardware.....	10	410411	06/85	283.523	284.479	283.821	283.821	283.821
Other miscellaneous hardware.....	10	4105	06/85	425.367	425.640	425.028	425.577	426.155
Other miscellaneous hardware.....	10	410502	12/03	300.957	301.150	300.717	301.105	301.514
Hand and edge tools.....	10	42		292.364	292.387	293.319	293.337	293.449
Hand and edge tools.....	10	4201		292.364	292.387	293.319	293.337	293.449
Mechanics hand service tools.....	10	420135	06/06	144.558	144.610	146.201	146.244	146.502
Edge tools, hand operated.....	10	420145	06/06	176.784	176.784	176.784	176.784	176.784
All other misc handtools, including cutting dies, machine & power-driven (except metal cutting).....	10	420155	06/06	150.422	150.422	150.698	150.698	150.698
Plumbing fixtures and fittings.....	10	5		339.376	339.115	339.781	339.253	340.629
Plumbing fixture fittings and trim.....	10	54		400.214	400.214	401.289	402.157	402.062
Plumbing fixtures, fittings, and trim.....	10	5402		400.046	400.046	401.121	401.989	401.893
Lavatory and sink fittings.....	10	540218	06/98	207.737	207.737	207.903	207.903	207.630
Miscellaneous plumbing fixtures, fittings, and trim.....	10	540223	06/83	402.931	402.931	402.931	404.927	404.927
Heating equipment.....	10	6		396.770	398.728	399.817	400.183	400.303
Steam and hot water equipment.....	10	61		—	—	—	449.931	450.561
Steam and hot water equipment.....	10	6101		—	—	—	449.931	450.561
Cast iron heating boilers, radiators and convectors.....	10	610106	06/99	—	—	—	304.178	304.730
Furnaces and heaters, including parts.....	10	62		306.914	306.914	304.588	304.764	304.764
Furnaces and heaters, including parts.....	10	6201		306.914	306.914	304.588	304.764	304.764
Furnaces and heaters, including parts.....	10	620146	12/03	202.868	202.868	201.331	201.447	201.447
Warm air furnaces, including parts.....	10	6201461	12/09	179.827	179.827	177.935	—	—
Warm air furnaces.....	10	62014611	12/09	177.570	177.570	175.637	—	—
Floor and wall furnaces, unit heaters, infrared heaters, & mechanical stokers, including parts.....	10	6201462	12/09	156.078	156.078	156.078	156.392	156.392
Other heating equipment, non-electric, including parts.....	10	63		375.932	376.534	378.019	379.237	379.516
Other heating equipment, non-electric, including parts.....	10	6301		375.932	376.534	378.019	379.237	379.516
Other heating equipment, non-electric, including parts.....	10	630161	06/99	233.350	233.723	234.645	235.401	235.574
Domestic heating stoves.....	10	64		281.775	281.775	281.775	281.775	281.775
Domestic heating stoves.....	10	6401		281.775	281.775	281.775	281.775	281.775
Domestic heating stoves.....	10	640141	06/99	221.874	221.874	221.874	221.874	221.874
Domestic water heaters.....	10	66		580.085	590.622	590.622	590.622	590.622
Domestic water heaters.....	10	6601		580.085	590.622	590.622	590.622	590.622
Household water heaters, electric, for permanent installation.....	10	660101		575.407	586.639	586.639	586.639	586.639
Household water heaters, except electric.....	10	660114	12/00	352.876	359.027	359.027	359.027	359.027
Fabricated structural metal products.....	10	7		361.173	361.492	362.689	361.638	361.221
Metal doors, sash, and trim.....	10	71		433.771	433.888	434.233	435.485	437.063
Metal doors and frames (except storm).....	10	7102	06/83	411.044	411.210	411.521	413.293	415.295
Metal doors and frames (except storm).....	10	710209	06/07	213.239	213.325	213.487	214.406	215.444
Metal windows (except storm sash).....	10	7103	06/83	404.205	404.205	404.914	404.906	405.831
Metal windows (except storm sash).....	10	710313	06/97	275.955	275.955	276.439	276.434	277.065
Metal molding and trim and store fronts.....	10	7104	06/83	1,055.710	1,055.710	1,055.725	1,055.725	1,055.725
Metal molding and trim and store fronts.....	10	710413	06/83	1,055.710	1,055.710	1,055.725	1,055.725	1,055.725
Metal combination screen, storm sash, and storm doors.....	10	7105	06/83	260.222	260.223	260.223	260.223	260.223
Metal combination screen, storm sash, and storm doors.....	10	710515	06/83	260.222	260.223	260.223	260.223	260.223
Metal window and door screens (except combination screens) and metal weather strip.....	10	7107	05/16	154.042	154.042	154.042	154.042	154.042
Metal window and door screens (except combination screens) and metal weather strip.....	10	710717	05/16	154.042	154.042	154.042	154.042	154.042
Metal tanks.....	10	72		362.996	362.275	363.299	365.893	372.259
Metal tanks.....	10	7201		362.996	362.275	363.299	365.893	372.259
Metal tanks, heavy gauge, including field-erected.....	10	720123		362.996	362.275	363.299	365.893	372.259
Sheet metal products.....	10	73		322.819	322.632	323.096	323.338	322.568
Sheet metal products.....	10	7301		322.819	322.632	323.096	323.338	322.568
Sheet metal air-conditioning ducts and stove pipe.....	10	730120	12/03	288.693	288.693	288.693	288.693	288.693
Sheet metal roofing and roof drainage equipment.....	10	730170	12/03	247.479	247.479	245.590	245.590	243.230
Sheet metal electronic enclosures.....	10	7301C	06/11	150.907	150.750	150.730	150.728	150.483
Steel sheet metal computer & peripheral equipment enclosures.....	10	7301C1	06/11	137.017	136.833	136.836	136.839	136.537
Aluminum sheet metal computer & peripheral equipment enclosures.....	10	7301C2	06/11	179.359	179.358	179.354	179.354	179.346
Other sheet metal electronic enclosures (excl. computers).....	10	7301C3	06/11	144.187	144.030	143.985	143.977	143.750
Other sheet metal work.....	10	7301G	06/11	142.206	142.006	141.953	142.067	141.991

See footnotes at end of table.

Table 9. Producer price indexes for commodity and service groupings and individual items, not seasonally adjusted — Continued
 [July 2024, Index base 1982=100, unless otherwise indicated]

Title	Commodity code		Other index base	Unadjusted index ¹				
	Group code	Item code		Mar. 2024	Apr. 2024 ^P	May 2024 ^P	June 2024 ^P	July 2024 ^P
Aluminum and other sheet metal work	10	7301G3	06/11	129.051	128.715	128.626	128.816	128.689
Structural, architectural, and pre-engineered metal products	10	74		342.180	342.998	344.860	341.909	340.857
Fabricated structural metal	10	7405		331.804	330.356	331.725	327.726	327.218
Fabricated structural metal bar joists and concrete reinforcing bars	10	74051		290.048	286.147	288.741	282.989	281.046
Fabricated structural iron & steel for industrial bldgs metal bar joists, short span	10	740510	06/11	179.840	179.840	179.830	177.773	177.120
Fabricated structural iron & steel for commercial, residential, institutional, & public bldgs	10	740514	06/11	155.464	152.609	154.510	150.950	149.735
Other fabricated structural metal, including for bridges	10	74055	06/82	363.114	363.743	364.069	361.585	362.288
Fabricated structural metal for bridges	10	740553	12/07	158.124	162.322	167.382	156.608	158.642
Other fabricated structural iron and steel, aluminum, and other metals	10	740554	12/07	171.620	171.531	171.202	170.981	171.143
Custom roll form products	10	7407		207.104	205.946	201.484	200.340	198.788
Custom roll form products	10	740775	06/90	195.529	194.436	190.222	189.143	187.678
Ornamental and architectural metal work	10	7408	12/83	534.025	550.809	568.935	569.413	569.635
Iron, steel, and aluminum stairs, staircases and fire escapes	10	740803	12/83	584.229	632.699	685.443	686.163	686.185
Steel and aluminum fences, gates (not wire), and railings and window guards	10	740813	12/97	290.756	298.516	308.307	308.490	308.241
Open metal flooring, grating and studs	10	740814	12/97	—	—	313.996	315.490	—
Other architectural and ornamental metal work	10	74082	12/97	307.874	308.475	308.962	308.938	309.343
Other aluminum and metal architectural and ornamental work	10	740821	12/08	211.071	211.071	210.861	210.861	211.292
Fabricated metal pipe, tube, and fittings	10	7411	12/11	150.837	150.248	148.585	147.111	145.031
Fabricated metal pipe, tube, and fittings	10	741151	12/11	150.837	150.248	148.585	147.111	145.031
Heat exchangers and steam condensers	10	75		439.769	439.793	444.096	444.096	444.096
Heat exchangers and steam condensers	10	7501		439.414	439.437	443.737	443.737	443.737
Heat exchangers and steam condensers (except for nuclear applications)	10	750103		420.829	420.869	425.263	425.263	425.263
Fabricated steel plate	10	76		330.753	330.753	330.753	330.753	330.753
Fabricated steel plate	10	7601		330.753	330.753	330.753	330.753	330.753
Fabricated steel plate	10	760102	12/01	225.774	225.774	225.774	225.774	225.774
Prefabricated metal buildings	10	79		558.358	558.334	556.523	557.176	550.803
Prefabricated metal building systems (excl. farm service bldgs, residential bldgs, and parts)	10	7901		592.589	586.820	585.688	586.499	586.499
Prefabricated metal building systems (excl. farm service bldgs, residential bldgs, and parts)	10	790101	12/97	430.507	426.316	425.493	426.083	426.083
Farm service buildings and other prefabricated and portable buildings, steel and aluminum	10	7902		472.127	473.952	470.556	471.240	471.240
Farm service buildings and other prefabricated and portable buildings, steel and aluminum	10	790201	12/97	320.555	321.794	319.488	319.953	319.953
Panels, parts, and sections for prefabricated buildings, steel and aluminum	10	7903		430.526	448.305	445.751	445.751	413.823
Panels, parts, and sections for prefabricated buildings, steel and aluminum	10	790354		430.526	448.305	445.751	445.751	413.823
Miscellaneous metal products	10	8		228.482	229.126	230.455	231.617	231.630
Bolts, nuts, screws, rivets, and washers	10	81		329.064	332.304	332.201	332.347	332.489
Externally threaded fasteners, except aircraft types	10	8102	06/82	272.363	268.820	268.626	268.900	269.170
Hex bolts, including heavy, tap-and-joint	10	810206	06/82	214.994	217.558	218.623	218.590	216.916
Cap, set, machine, lag, flange, and self-locking screws, except aircraft types	10	810231		333.255	333.069	333.212	333.212	330.183
Other metal bolts, incl. square, round, plow, high-strength structural, and bent	10	810262	12/99	320.953	290.873	287.146	290.873	302.399
Other externally threaded metal fasteners, including studs, except aircraft types	10	810263	12/99	188.137	187.947	188.105	187.729	187.895
Internally threaded fasteners, except aircraft types	10	8103	06/82	156.220	156.220	156.220	156.220	156.220
Internally threaded fasteners, except aircraft types	10	810312	06/82	156.220	156.220	156.220	156.220	156.220
Nonthreaded metal fasteners, except aircraft types	10	8104	06/82	275.797	275.797	275.797	275.797	275.797
Nonthreaded metal fasteners, except aircraft types	10	810424	06/82	275.797	275.797	275.797	275.797	275.797
Aircraft fasteners, except plastics (including aerospace)	10	8105	06/82	702.974	737.957	737.957	737.957	737.957
Aircraft fasteners, except plastics (including aerospace)	10	810536	06/82	702.974	737.957	737.957	737.957	737.957
Formed products, except fasteners, made by cold-, warm-, or hot-heading processes	10	8106	06/82	301.272	301.272	301.272	301.272	—
Formed products, except fasteners, made by cold-, warm-, or hot-heading processes	10	810648	06/82	301.272	301.272	301.272	301.272	—
Lighting fixtures	10	83		226.322	226.199	227.444	227.727	227.723
Residential electric lighting fixtures, except portable	10	8302		258.221	258.218	258.751	258.752	258.751
Residential electric lighting fixtures, except portable	10	830225	06/98	179.032	179.030	179.399	179.399	179.399
Commercial, institutional and industrial electric lighting fixtures	10	8303		249.097	248.849	251.250	251.822	251.815
Commercial and institutional electric lighting fixtures, including parts and accessories	10	830302	12/04	165.913	165.716	167.616	168.069	168.064
Industrial electric lighting fixtures, including parts and accessories	10	830304	12/04	195.902	195.902	195.902	195.902	195.902
Other lighting equipment	10	8305		208.506	208.506	208.506	208.506	208.560
Outdoor lighting equipment (including parts and accessories)	10	830522	06/85	205.355	205.355	205.355	205.355	205.355

See footnotes at end of table.

Table 9. Producer price indexes for commodity and service groupings and individual items, not seasonally adjusted — Continued
 [July 2024, Index base 1982=100, unless otherwise indicated]

Title	Commodity code		Other index base	Unadjusted index ¹				
	Group code	Item code		Mar. 2024	Apr. 2024 ^P	May 2024 ^P	June 2024 ^P	July 2024 ^P
All other miscellaneous electric and nonelectric lighting equipment, incl parts and accessories.....	10	830524	06/85	135.118	135.118	135.176	135.176	135.176
Ammunition, except for small arms.....	10	85	12/85	239.906	239.906	239.906	239.906	239.906
Ammunition, except for small arms.....	10	8501	12/85	239.906	239.906	239.906	239.906	239.906
Ammunition, except for small arms.....	10	850101	12/85	239.906	239.906	239.906	239.906	239.906
Ordnance and ordnance accessories, n.e.c.....	10	86	12/85	250.190	250.190	250.190	250.190	250.190
Ordnance and ordnance accessories, n.e.c.....	10	8601	12/85	250.190	250.190	250.190	250.190	250.190
Ordnance and ordnance accessories, n.e.c.....	10	860101	12/85	250.190	250.190	250.190	250.190	250.190
Fabricated ferrous wire products.....	10	88	06/82	338.217	337.801	337.435	349.063	348.507
Ferrous wire rope, cable, forms and strand.....	10	8801	06/82	305.879	306.037	305.811	306.206	306.206
Ferrous wire rope, cable, forms and strand.....	10	880101	06/82	305.879	306.037	305.811	306.206	306.206
Ferrous wire cloth, other woven wire products.....	10	8807	06/82	215.107	213.882	213.882	213.882	213.882
Ferrous wire cloth, other woven wire products.....	10	880701	06/82	215.107	213.882	213.882	213.882	213.882
Other fabricated ferrous wire products.....	10	8809	06/82	341.243	340.682	340.636	357.564	357.225
Steel fencing and fence gates.....	10	880993	06/09	142.057	142.057	141.913	141.985	140.895
Other fabricated ferrous wire products, n.e.c.....	10	880996	12/11	160.508	160.204	160.203	169.338	169.338
Steel nails, staples, tacks, spikes and brads.....	10	8812	06/09	210.324	210.287	206.773	206.867	202.751
Steel nails, staples, tacks, spikes and brads.....	10	881201	06/09	210.324	210.287	206.773	206.867	202.751
Other miscellaneous metal products.....	10	89		208.064	208.623	210.220	210.856	210.899
Wire springs.....	10	8904		358.107	357.718	426.296	426.296	426.295
Precision mechanical wire springs.....	10	890424		281.159	280.205	280.240	280.240	280.239
Precision mechanical extension- and torsion-type wire springs.....	10	8904241	12/09	153.079	151.704	151.704	151.704	151.704
Precision mechanical compression-type springs.....	10	8904242	12/09	168.151	168.157	168.191	168.191	168.190
Other metal products.....	10	8905		188.145	188.854	188.919	190.127	190.363
Automotive job stampings.....	10	890507		131.272	131.799	131.207	131.211	131.367
Precision turned products, automotive.....	10	890521	12/83	163.938	163.817	163.817	178.595	178.595
Precision turned products, except automotive.....	10	890522	12/83	258.681	258.514	259.106	259.106	261.169
Metal powders, paste, and flake.....	10	890564	06/85	236.528	241.764	245.254	244.966	244.888
Powder metallurgy parts, except bearings, gears, etc.....	10	890571	12/91	139.553	139.674	139.877	139.877	139.829
Other fabricated metal products.....	10	890589	06/85	244.631	245.533	247.153	247.768	246.273
Metal stampings n.e.c.....	10	8907	06/84	257.968	257.293	258.065	253.943	252.249
Metal job stampings, except automotive.....	10	890701		294.805	295.095	296.518	295.889	296.678
Recreational vehicle metal job stamping.....	10	8907011	12/10	179.357	179.642	181.178	181.178	184.900
Motor and generator metal job stamping.....	10	8907012	12/10	—	—	115.930	118.380	117.878
Other metal job stampings.....	10	8907013	12/10	147.182	147.454	148.181	148.149	148.154
Other metal stampings, n.e.c., incl. stamped and pressed metal, and crowns and closures.....	10	890709	01/24	99.771	98.923	98.923	95.077	92.918
Metal foil and leaf.....	10	8908	12/84	211.596	212.127	212.127	212.127	212.127
Flexible packaging foil.....	10	890811	12/84	188.743	189.216	189.216	189.216	189.216
Heavy gauge springs.....	10	8909	06/04	290.445	290.661	291.316	291.337	291.755
Cold formed steel springs, except wire.....	10	890913	06/04	394.130	394.545	395.807	395.847	396.652
Machinery and equipment.....	11	—		178.255	178.850	179.107	179.183	179.327
Agricultural machinery and equipment.....	11	1		320.555	321.334	320.811	320.848	319.241
Agricultural machinery and equipment.....	11	14	12/02	200.679	201.167	200.839	200.862	199.857
Commercial turf and grounds care equipment, including parts and attachments.....	11	1401	12/02	162.302	163.267	163.296	163.296	163.296
Commercial turf and grounds care equipment, including parts and attachments.....	11	140111	12/02	162.302	163.267	163.296	163.296	163.296
Farm plows, harrows, rollers, pulverizers, etc., and attachments.....	11	1402	12/02	287.051	287.051	287.051	287.051	287.051
Farm plows, harrows, rollers, pulverizers, etc., and attachments.....	11	140211	12/02	287.051	287.051	287.051	287.051	287.051
Farm dairy equipment, sprayers and dusters, farm blowers, and attachments.....	11	1404	12/02	175.300	175.300	175.300	175.300	175.300
Farm dairy equipment, sprayers and dusters, farm blowers, and attachments.....	11	140411	12/02	175.300	175.300	175.300	175.300	175.300
Planting, seeding, and fertilizing machinery and attachments.....	11	1405	12/02	204.793	204.793	204.793	204.793	197.220
Planting, seeding, and fertilizing machinery and attachments.....	11	140511	12/02	204.793	204.793	204.793	204.793	197.220
Harvesting machinery (except hay and straw) and attachments.....	11	1406	12/82	341.410	341.801	340.800	341.801	341.801
Harvesting machinery (except hay and straw) and attachments.....	11	140611	12/82	341.410	341.801	340.800	341.801	341.801
Haying machinery and attachments.....	11	1407	12/82	328.716	332.312	332.312	332.312	332.312
Haying machinery and attachments.....	11	140711	12/82	328.716	332.312	332.312	332.312	332.312
All other farm machinery and equipment, excluding parts, including attachments.....	11	1408	12/02	240.240	240.742	239.761	239.761	239.642
All other farm machinery and equipment, excluding parts, including attachments.....	11	140811	12/02	240.240	240.742	239.761	239.761	239.642
Parts for farm machinery, for sale separately.....	11	1409	12/02	188.699	188.974	189.319	188.487	187.696
Parts for farm machinery, for sale separately.....	11	140911	12/02	188.699	188.974	189.319	188.487	187.696
Construction machinery and equipment.....	11	2		306.279	306.901	307.088	307.295	308.055
Tractors and attachments, ex. parts.....	11	2A	12/99	199.512	200.482	200.516	200.516	201.502

See footnotes at end of table.

Table 9. Producer price indexes for commodity and service groupings and individual items, not seasonally adjusted — Continued

[July 2024, Index base 1982=100, unless otherwise indicated]

Title	Commodity code		Other index base	Unadjusted index ¹				
	Group code	Item code		Mar. 2024	Apr. 2024 ^P	May 2024 ^P	June 2024 ^P	July 2024 ^P
Construction machinery for mounting (excluding parts, winches, snow clearing attachments).....	11	2A03	12/99	195.184	195.184	195.184	195.184	195.600
Construction machinery for mounting (excluding parts, winches, snow clearing attachments).....	11	2A0302	12/99	195.184	195.184	195.184	195.184	195.600
Tractor shovel loaders (skid steer, wheel, crawler, and integral design backhoes).....	11	2A04		286.504	286.504	286.598	286.598	289.205
Tractor shovel loaders (skid steer, wheel, crawler, and integral design backhoes).....	11	2A0406	06/86	273.240	273.240	273.329	273.329	275.816
Construction wheel and crawler tractors, dozers, self-propelled log skidders, etc.....	11	2A05	12/03	196.055	198.906	198.906	198.906	198.906
Construction wheel and crawler tractors, dozers, self-propelled log skidders, etc.....	11	2A0501	12/03	196.055	198.906	198.906	198.906	198.906
Power cranes, draglines, & shovels (excavators) (incl. surface mining equipment) (excl. parts).....	11	2B	12/99	196.780	196.747	196.747	196.747	197.002
Power cranes, draglines, & shovels (excavators) (incl. surface mining equip.) (excluding parts).....	11	2B05	12/99	196.780	196.747	196.747	196.747	197.002
Power cranes, draglines, & shovels (excavators) (incl. surface mining equip.) (excluding parts).....	11	2B0504	12/99	196.780	196.747	196.747	196.747	197.002
Mixers, pavers, and related equipment (excluding parts).....	11	2C		327.922	327.922	326.481	326.481	326.481
Mixers, pavers, and related equipment (excluding parts).....	11	2C01		327.922	327.922	326.481	326.481	326.481
Mixers, pavers, and related equipment (excluding parts).....	11	2C0109	12/99	235.466	235.466	234.431	234.431	234.431
Off-highway, equipment, ex. parts.....	11	2D	12/99	216.993	216.088	216.088	216.088	219.180
Graders, rollers & compactors, rough-terrain forklifts, scrapers, trenchers, etc. (excl. parts).....	11	2D03	12/03	212.974	212.974	212.974	212.974	212.974
Graders, rollers & compactors, rough-terrain forklifts, scrapers, trenchers, etc. (excl. parts).....	11	2D0301	12/03	212.974	212.974	212.974	212.974	212.974
Misc. construction machinery and equipment.....	11	2J	12/05	179.692	179.692	179.843	180.525	180.525
Winches, aerial work platforms, and automotive wrecker hoists, including parts and attachments.....	11	2J01	12/05	188.537	188.537	188.537	188.537	188.537
Winches, aerial work platforms, and automotive wrecker hoists, including parts and attachments.....	11	2J0101	12/03	237.483	237.483	237.483	237.483	237.483
Other construction machinery and equipment (excluding parts).....	11	2J03	12/03	193.224	193.224	193.523	194.874	194.874
Other construction machinery and equipment (excluding parts).....	11	2J0301	12/03	193.224	193.224	193.523	194.874	194.874
Parts for construction machinery and equipment, sold separately.....	11	2K	12/99	211.666	214.281	216.156	215.346	215.684
Parts for construction machinery and equipment, sold separately.....	11	2K01	12/99	211.666	214.281	216.156	215.346	215.684
Parts for cranes, draglines, and shovels (including surface mining equipment) (sold separately).....	11	2K0101	12/11	185.309	189.289	191.279	189.651	189.651
Parts for off-highway wheel tractors and shovel loaders (sold separately).....	11	2K0102	12/11	136.164	136.164	136.164	136.164	136.164
Parts for other construction machinery (sold separately).....	11	2K0103	12/11	145.075	145.956	147.187	147.187	147.657
Metalworking machinery and equipment.....	11	3		248.219	248.996	250.026	250.255	250.586
Power-driven handtools, including parts and attachments.....	11	32		236.253	236.260	244.162	244.164	244.295
Power-driven handtools, including parts and attachments.....	11	3211	12/04	160.927	160.932	166.315	166.316	166.405
Power-driven handtools, including parts and attachments.....	11	321101	12/04	160.927	160.932	166.315	166.316	166.405
Power-driven handtools, pneumatic, hydraulic, and powder-actuated.....	11	3211011	06/11	160.652	160.660	167.005	167.007	167.173
Power-driven handtools, electric (except battery powered), including parts.....	11	3211014	06/11	152.600	152.600	156.215	156.215	156.215
Welding machines and equipment.....	11	33		409.969	409.969	409.852	411.267	411.267
Arc welding machines, components, and accessories, excluding electrodes and stud welding equip.....	11	3301		449.116	449.116	449.116	449.116	449.116
Arc welding machines, components, and accessories, excluding electrodes and stud welding equip.....	11	330175	12/97	295.076	295.076	295.076	295.076	295.076
Resistance welders, components, accessories, and electrodes.....	11	3302		308.087	308.087	308.087	318.095	318.095
Resistance welders, components, accessories, and electrodes.....	11	330276	12/84	285.509	285.509	285.509	294.784	294.784
Gas welding and cutting equipment, parts, attachments, and accessories.....	11	3304		279.374	279.374	277.999	277.999	277.999
Gas welding and cutting equipment, parts, attachments, and accessories.....	11	330461	06/83	274.780	274.780	273.428	273.428	273.428
Other welding equipment, components, and accessories (excluding arc, resistance, and gas).....	11	3306	12/00	156.461	156.461	156.461	156.461	156.461
Other welding equipment, components, and accessories (excluding arc, resistance, and gas).....	11	330629	12/00	156.461	156.461	156.461	156.461	156.461
Industrial process furnaces and ovens.....	11	34		280.691	281.613	287.995	288.125	288.125
Industrial process furnaces and ovens, except parts and attachments.....	11	3407	12/04	172.901	174.263	175.284	175.392	175.392
Industrial process furnaces and ovens, except parts and attachments.....	11	340711	12/04	172.901	174.263	175.284	175.392	175.392
Parts and attachments for industrial process furnaces and ovens.....	11	3409	06/11	148.912	147.458	157.964	157.964	157.964
Parts and attachments for industrial process furnaces and ovens.....	11	340901	06/11	148.912	147.458	157.964	157.964	157.964
Cutting tools and accessories.....	11	35		232.523	238.194	238.199	238.390	238.353
Small cutting tools.....	11	3501		215.430	222.577	222.583	222.798	222.749
End mills and milling cutters.....	11	350144	12/11	124.756	124.230	124.260	124.362	124.126
Threading tools, including blanks, tips and inserts.....	11	350145	12/11	121.970	121.970	121.970	121.970	121.970

See footnotes at end of table.

Table 9. Producer price indexes for commodity and service groupings and individual items, not seasonally adjusted — Continued
 [July 2024, Index base 1982=100, unless otherwise indicated]

Title	Commodity code		Other index base	Unadjusted index ¹				
	Group code	Item code		Mar. 2024	Apr. 2024 ^P	May 2024 ^P	June 2024 ^P	July 2024 ^P
Carbon and high-speed steel, shank, solid, tipped carbide twist drills. . .	11	350146	12/11	130.943	130.943	130.943	130.973	130.973
Taps, carbide indexible, and throwaway inserts for machine tools.	11	350147	12/11	139.342	139.342	139.342	139.342	139.342
Other cutting tools for machine tools, excluding tips and blanks.	11	350149	12/11	123.324	129.442	129.442	129.601	129.601
Other machine tool attachments and accessories.	11	3505	06/83	282.556	282.556	282.556	282.830	282.830
Other machine tool attachments and accessories.	11	350501	06/83	282.556	282.556	282.556	282.830	282.830
Abrasive products.	11	36		279.844	277.933	277.876	277.954	277.196
Nonmetallic sized grains, powders, and flour abrasives (incl. graded only).	11	3601		199.383	199.383	199.383	199.383	199.383
Nonmetallic sized grains, powders, and flour abrasives (incl. graded only).	11	360105	06/87	256.688	256.688	256.688	256.688	256.688
Nonmetallic abrasive products (including diamond abrasives).	11	3603		272.760	273.065	272.815	273.160	273.131
Nonmetallic abrasive products (including diamond abrasives).	11	360311	06/87	249.690	249.970	249.741	250.057	250.030
Nonmetallic coated abrasive products and buffing wheels, polishing wheels, and laps.	11	3605		332.264	332.264	332.264	332.264	332.264
Nonmetallic coated abrasive products and buffing wheels, polishing wheels, and laps.	11	360505		245.940	245.940	245.940	245.940	245.940
Metal cutting machine tools.	11	37		233.295	233.380	233.881	233.913	233.913
Other metal-cutting machine tools.	11	3720	12/09	125.701	125.702	125.773	125.773	125.773
Other metal-cutting machine tools.	11	372041	12/09	125.701	125.702	125.773	125.773	125.773
Metal machining centers.	11	3721	12/09	132.026	132.026	132.026	132.026	132.026
Metal machining centers.	11	372121	12/09	132.026	132.026	132.026	132.026	132.026
Rebuilt metal-cutting machine tools and parts for metal-cutting machine tools.	11	3753	12/02	162.910	162.910	165.658	165.658	165.658
Rebuilt metal-cutting machine tools and parts for metal-cutting machine tools.	11	375311	12/02	162.910	162.910	165.658	165.658	165.658
Metal forming machine tools.	11	38		297.951	298.037	298.037	298.037	298.037
Metal-forming machine tools (except rebuilt and parts).	11	3826	12/09	154.612	154.678	154.678	154.678	154.678
Metal punching and shearing (power & manual), and bending and forming machines (power only).	11	382611		219.539	220.238	220.238	220.238	220.238
Rebuilt metal-forming machine tools and parts for metal-forming machine tools.	11	3852	12/02	160.175	160.175	160.175	160.175	160.175
Rebuilt metal-forming machine tools and parts for metal-forming machine tools.	11	385205	12/02	160.175	160.175	160.175	160.175	160.175
Tools, dies, jigs, fixtures & ind. molds.	11	39		191.094	191.454	191.783	191.797	192.769
Special tools, dies, jigs, and fixtures.	11	3901		206.325	206.902	207.442	207.442	209.174
Special tools, dies, jigs, and fixtures.	11	390135	12/03	135.364	135.743	136.097	136.097	137.233
Jigs and fixtures, including parts.	11	3901351	06/10	141.670	141.944	141.944	141.944	142.327
Metalworking dies and die sets.	11	3901353	06/10	121.344	121.344	121.344	121.344	123.012
Standard punches, industrial prototypes, die parts & other special tooling for dies.	11	3901357	06/10	132.299	132.984	133.794	133.794	134.995
Industrial molds and mold boxes.	11	3903		170.770	170.852	170.914	170.944	170.949
Industrial injection-type molds made of metal for plastics.	11	390312	12/09	127.178	127.178	127.178	127.178	127.178
Other industrial molds and mold boxes.	11	390331	12/09	137.612	137.708	137.780	137.816	137.821
Metalworking machinery n. e. c.	11	3A	06/83	270.550	271.096	271.335	272.343	272.343
Rolling mill and other metalworking machinery, including assembly machines.	11	3A03	09/23	101.596	101.801	101.890	102.269	102.269
Rolling mill and other metalworking machinery, including assembly machines.	11	3A0310	09/23	101.596	101.801	101.890	102.269	102.269
General purpose machinery and equipment.	11	4		336.762	339.343	340.206	340.347	340.573
Pumps, compressors, and equipment.	11	41		367.073	367.853	369.400	369.206	370.830
Industrial pumps, except hydraulic fluid power pumps.	11	4102		387.515	388.830	388.830	388.830	394.079
Industrial pumps, except hydraulic fluid power pumps.	11	410212	12/97	247.253	248.092	248.092	248.092	251.441
Parts and attachments for air and gas compressors and vacuum pumps.	11	4107	06/84	419.017	419.017	419.017	414.169	414.169
Parts and attachments for air and gas compressors, ex. refrigeration, ice making, & a/c.	11	410701	06/84	419.017	419.017	419.017	414.169	414.169
Domestic water systems.	11	4113	12/03	221.723	221.723	221.723	221.723	221.723
Domestic water systems.	11	411311	12/03	221.723	221.723	221.723	221.723	221.723
Air and gas compressors and vacuum pumps.	11	4115	06/05	235.352	235.690	236.655	236.655	236.836
Air and gas compressors and vacuum pumps.	11	411501	06/05	235.352	235.690	236.655	236.655	236.836
Other pumps, including parts and attachments.	11	4119	12/83	362.953	364.085	364.085	364.085	364.085
Parts and attachments for pumps.	11	411911	12/83	432.052	436.480	436.480	436.480	436.480
All other pumps, including domestic sump, oil well, and oil field pumps.	11	411915	12/97	197.965	197.965	197.965	197.965	197.965
Oil-well and oil-field pumps.	11	4119153	12/09	114.662	114.662	114.662	114.662	114.662
Other pumps, except automotive circulating pumps, and measuring & dispensing pumps.	11	4119155	12/09	163.991	163.991	163.991	163.991	163.991
Elevators, escalators, and other lifts.	11	42		215.059	215.059	214.921	214.848	214.848
Elevators and moving stairways.	11	4201		207.954	207.954	207.954	207.954	207.954
Elevators and moving stairways.	11	420112	12/03	181.689	181.689	181.689	181.689	181.689
Parts and attachments for elevators and moving stairs (sold separately).	11	4202		251.304	251.304	250.185	249.595	249.595

See footnotes at end of table.

Table 9. Producer price indexes for commodity and service groupings and individual items, not seasonally adjusted — Continued

[July 2024, Index base 1982=100, unless otherwise indicated]

Title	Commodity code		Other index base	Unadjusted index ¹				
	Group code	Item code		Mar. 2024	Apr. 2024 ^P	May 2024 ^P	June 2024 ^P	July 2024 ^P
Parts and attachments for elevators and moving stairs (sold separately).....	11	420221		251.304	251.304	250.185	249.595	249.595
Fluid power equipment.....	11	43		366.828	372.308	373.705	373.730	373.726
Fluid power pumps and parts.....	11	4301		294.682	298.152	298.279	298.512	298.535
Fluid power pumps and motors, including parts.....	11	430114		294.682	298.152	298.279	298.512	298.535
Fluid power valves.....	11	4302		363.673	365.863	365.740	365.740	365.744
Fluid power valves.....	11	430201	12/82	354.786	356.922	356.802	356.802	356.806
Nonaerospace type hydraulic directional control valves.....	11	4302013	12/07	174.772	175.388	175.388	175.388	175.388
Nonaerospace type pneumatic directional control valves.....	11	4302015	12/07	172.354	174.485	173.848	173.848	173.868
Aerospace type fluid power valves.....	11	430201A	06/09	155.751	155.751	155.751	155.751	155.751
Fluid power cylinders, actuators, accumulators, cushions, & parts.....	11	4303		325.209	325.209	328.442	328.442	328.417
Non-aerospace hydraulic & all aerospace-type fluid power cylinders.....	11	430312	06/98	227.455	227.455	227.873	227.873	227.838
Parts for hydraulic & pneumatic cylinders and actuators.....	11	430315	06/98	281.775	281.775	291.981	291.981	291.981
Fluid power hose and tube fittings.....	11	4304		504.656	525.934	526.898	526.783	526.783
Fluid power hose and tube fittings.....	11	430406		504.656	525.934	526.898	526.783	526.783
Nonaerospace type flared (metal) fittings, couplings, and assemblies.....	11	4304062	06/09	146.363	146.363	147.307	147.307	147.307
Parts for fluid power valves.....	11	4305	06/91	242.706	242.706	242.706	242.706	242.706
Parts for fluid power valves.....	11	430501	06/91	242.706	242.706	242.706	242.706	242.706
Industrial material handling equipment.....	11	44		303.491	308.561	308.854	309.225	309.358
Conveying equipment, except parts and accessories.....	11	4402		303.247	315.881	316.629	317.215	317.614
Unit handling conveyors and conveying systems.....	11	440212	06/84	233.978	250.836	250.691	251.490	251.667
Unit handling gravity and trolley conveyors and conveying systems.....	11	4402122	06/09	132.023	146.882	146.878	147.621	147.621
All other unit handling conveyors, including tow, belt, roller, pneumatic, portable, etc.....	11	4402124	06/09	148.837	150.259	150.031	150.031	150.317
Bulk material handling conveyors and conveying systems.....	11	440216	06/84	339.522	340.223	342.427	342.427	343.120
Industrial trucks, trailers, and stackers.....	11	4403		287.653	287.670	287.670	287.537	287.451
Industrial trucks, tractors, mobile straddle carriers & cranes, & automatic stacking machines.....	11	44035	12/11	159.627	159.635	159.635	159.538	159.477
Work trucks with lifting & handling equipment, riding, electric, self-propelled.....	11	440353	06/02	238.824	238.848	238.848	238.848	238.367
Work trucks with lifting & handling equipment, non-riding electric or any non-electric.....	11	440356	06/02	191.540	191.534	191.534	191.345	191.345
Work trucks not fitted with lifting & handling equipment, electric or non-electric.....	11	440357	06/02	213.810	213.780	213.780	213.582	213.599
Bulk powered material moving equipment, dock boards, and metal pallets and skids.....	11	440358	06/02	204.519	204.679	204.679	204.679	204.679
Parts and attachments for industrial trucks and tractors.....	11	440378	12/86	367.957	367.988	367.988	368.019	368.019
Hoists, overhead cranes, and monorail systems.....	11	4404		366.571	368.602	367.547	367.547	367.783
Hoists and parts and attachments for hoists (sold separately).....	11	440481	12/84	343.517	347.092	347.092	347.092	347.498
Overhead traveling cranes and monorail systems, including parts and attachments sold separately.....	11	440485	12/84	347.414	347.339	345.156	345.156	345.156
Parts and accessories for conveyors and conveying systems.....	11	4406	09/18	139.356	140.224	140.873	142.099	142.099
Parts and accessories for unit handling conveyors and conveying systems.....	11	440601	06/84	297.354	302.638	303.253	303.253	303.253
Parts and accessories for bulk material handling conveyors and conveying systems.....	11	440602	06/84	502.332	502.332	505.376	512.176	512.176
Mechanical power transmission equipment.....	11	45		373.223	373.269	374.028	375.510	379.802
Speed changers, drives, gears.....	11	4501		364.159	364.159	365.488	368.952	377.383
Loose gear, pinions and racks.....	11	450108	12/83	264.183	264.183	264.183	265.055	274.698
Speed changers and industrial high speed drives & parts other than loose gearing.....	11	450117	12/03	213.646	213.646	215.122	218.341	220.737
Other power transmission equipment.....	11	4502	12/84	357.919	357.990	358.370	358.604	360.224
Mechanical power transmission equipment, excl. speed changers, drives, & gears.....	11	450212	12/03	237.898	237.955	238.261	238.449	239.662
Scales and balances.....	11	46		239.761	239.761	239.810	239.810	240.096
Vehicle and industrial scales.....	11	4611	12/91	207.199	207.199	207.211	207.211	207.258
Vehicle and industrial scales.....	11	461101	06/03	180.212	180.212	180.224	180.224	180.264
Motor truck and railroad track scales.....	11	4611011	12/10	155.136	155.136	155.136	155.136	155.136
Industrial scales (including automatic checkweigher and bulkweigher scales).....	11	4611012	12/10	177.611	177.611	177.658	177.658	177.829
Miscellaneous non-vehicle scales (crane, susp., tank, hopper, measuring dev, lab, bulk conveyor).....	11	4611013	12/10	152.004	152.004	152.004	152.004	152.004
Retail, commercial, household, and mailing scales and balances.....	11	4612	12/91	202.655	202.655	202.655	202.655	203.320
Retail, commercial, household, and mailing scales and balances.....	11	461201	06/03	186.026	186.026	186.026	186.026	186.637
Parts, attachments, and accessories for scales and balances.....	11	4613	12/91	279.327	279.327	279.628	279.628	280.730
Parts, attachments, and accessories for scales and balances.....	11	461301	06/03	272.955	272.955	273.249	273.249	274.325
Air purification equipment and industrial and commercial fans and blowers.....	11	47		302.401	304.123	304.123	304.011	304.019
Fan, blower, air purification equipment.....	11	4701		302.401	304.123	304.123	304.011	304.019
Dust collection and other air purification equipment for cleaning incoming air.....	11	470143	12/83	257.109	257.109	257.109	256.848	256.848

See footnotes at end of table.

Table 9. Producer price indexes for commodity and service groupings and individual items, not seasonally adjusted — Continued
 [July 2024, Index base 1982=100, unless otherwise indicated]

Title	Commodity code		Other index base	Unadjusted index ¹				
	Group code	Item code		Mar. 2024	Apr. 2024 ^P	May 2024 ^P	June 2024 ^P	July 2024 ^P
Air filters for air-conditioners and furnaces, etc., of 2400 CFM or less, except parts.....	11	4701431	06/09	168.614	168.614	168.614	168.614	168.614
Other dust collection and air purification equipment, except parts.....	11	4701432	06/09	147.791	147.791	147.791	147.791	147.791
Parts for dust collection and air purification equipment.....	11	4701433	06/09	144.207	144.207	144.207	143.560	143.560
Industrial and commercial fans and blowers.....	11	470145	12/03	236.578	239.587	239.587	239.587	239.601
Centrifugal blower filter units, and classes I-IV centrifugal fans, except parts.....	11	4701452	06/09	194.444	194.444	194.444	194.444	194.444
Other centrifugal fans and blowers, except parts.....	11	4701453	06/09	189.070	192.482	192.482	192.482	192.482
Axial fans and industrial propeller fans, except parts.....	11	4701457	06/09	162.675	162.890	162.890	162.890	162.890
Power roof ventilators, except parts.....	11	4701458	06/09	162.155	175.331	175.331	175.331	175.331
Parts and accessories for fans and blowers.....	11	4701459	06/09	183.274	183.274	183.274	183.274	183.404
Air conditioning and refrigeration equip.....	11	48		295.688	299.000	299.683	298.960	298.698
Unitary air-conditioners, except air source heat pumps.....	11	4802		269.857	278.088	278.560	276.916	277.870
Unitary air-conditioners, except air source heat pumps.....	11	480222	06/97	220.040	226.752	227.137	225.796	226.574
Commercial refrigeration equipment.....	11	4803		408.626	410.758	411.835	411.835	411.835
Commercial refrigeration equipment.....	11	480331	06/97	264.848	266.229	266.927	266.927	266.927
All other miscellaneous refrigeration and air-conditioning equipment.....	11	4806		361.493	361.493	361.493	361.493	361.493
All other miscellaneous refrigeration and air-conditioning equipment.....	11	480631	06/97	250.331	250.331	250.331	250.331	250.331
Heat transfer equipment, including heat pumps.....	11	4807	12/11	173.460	174.578	175.515	174.916	173.410
Heat transfer equipment, except dehumidifiers.....	11	480732	12/03	252.294	254.046	253.945	254.389	253.239
Heat pumps.....	11	480734	12/09	145.894	146.464	151.546	147.183	142.866
Parts and accessories for air conditioning and heat transfer equipment.....	11	4809	12/89	269.716	269.716	269.716	269.716	269.728
Parts and accessories for air conditioning and heat transfer equipment.....	11	480901	12/89	269.716	269.716	269.716	269.716	269.728
Refrigeration condensing units.....	11	4815	01/19	159.721	159.721	159.721	159.721	159.721
Refrigeration condensing units.....	11	481511	01/19	159.721	159.721	159.721	159.721	159.721
Miscellaneous general purpose equipment.....	11	49		373.102	373.679	374.688	375.780	374.936
Metal valves, except fluid power.....	11	4902	12/82	443.031	443.987	445.499	445.499	441.917
Gates, globes, angles, and checks.....	11	490201	12/82	479.283	481.066	481.495	481.495	470.949
Gates, globes, angles, straightway (Y-type) checks, stop & check, 3- & 4-way, etc.....	11	4902011	06/09	170.066	171.112	171.482	171.482	171.482
Industrial valves for water works and municipal equipment.....	11	4902012	06/09	161.681	162.008	162.008	162.008	155.965
Industrial ball valves, incl. manual and power operated.....	11	490202	12/82	570.177	570.178	570.179	570.178	570.181
Industrial butterfly valves, incl. manual and power operated.....	11	490203	12/82	326.735	328.419	328.419	328.419	328.419
Industrial plug valves.....	11	490204	12/82	325.431	325.431	325.431	325.431	325.431
Other industrial valves, including nuclear.....	11	490209	12/82	402.496	403.339	407.872	407.872	407.872
Automatic regulating and control valves.....	11	490211	12/98	263.676	263.709	263.709	263.709	263.709
Metal pipe fittings, flanges, and unions.....	11	4903	12/82	487.886	487.857	496.643	510.844	510.960
Metal pipe fittings, flanges, and unions.....	11	490301	12/82	487.886	487.857	496.643	510.844	510.960
Ball and roller bearings.....	11	4905		344.977	344.977	344.446	344.595	344.595
Ball bearings, complete, unmounted.....	11	490531	12/03	171.586	171.586	171.548	171.559	171.559
Mounted bearings, except plain.....	11	490534	06/83	482.561	482.561	481.306	481.753	481.753
Parts and components for ball and roller bearings, incl. balls and rollers.....	11	490535	06/83	194.350	194.350	191.439	192.241	192.241
Tapered roller bearings (including cups & cones), unmounted.....	11	490537	06/83	406.141	406.141	406.141	406.141	-
Other roller bearings, unmounted.....	11	490538	06/83	388.584	388.584	388.584	388.584	388.584
Industrial patterns.....	11	4907	12/84	208.937	208.851	208.848	208.848	208.836
Industrial patterns.....	11	490701	12/84	208.937	208.851	208.848	208.848	208.836
Filters and strainers.....	11	4908	12/84	333.019	332.431	332.212	332.839	332.162
Filters and strainers, except fluid power.....	11	490805	12/03	202.314	201.700	201.471	202.126	201.419
Industrial filters and strainers and reusable media, except fluid power.....	11	4908051	12/11	149.524	148.953	148.731	149.312	148.655
Nonreusable media for filters and strainers, except fluid power.....	11	4908052	12/11	147.223	147.223	147.274	147.274	147.274
Parts and accessories for filters and strainers, except fluid power.....	11	4908053	12/11	164.451	164.451	164.451	164.755	-
Other miscellaneous general purpose equipment.....	11	4911	12/84	265.120	266.187	266.194	265.726	266.294
Other miscellaneous general purpose equipment.....	11	491102	06/07	157.180	157.813	157.817	157.540	157.876
Electronic computers and computer equipment.....	11	5	02/23	98.198	98.618	97.877	97.806	96.192
Electronic computers.....	11	51	02/23	99.239	100.222	99.068	99.270	95.087
Electronic computers.....	11	5101	02/23	99.239	100.222	99.068	99.270	95.087
Personal computers and workstations (excluding portable computers).....	11	510114	02/23	99.978	100.627	100.580	100.649	100.758
Portable computers, laptops, tablets and other single user computers.....	11	510115	02/23	95.890	95.898	95.546	95.660	95.551
Host computers, multiusers (mainframes, UNIX and PC servers).....	11	510116	02/23	97.779	98.920	97.505	97.742	92.805
Computer storage devices.....	11	52	12/04	47.546	47.584	47.026	46.749	46.749
Computer storage devices (except parts, attachments and accessories).....	11	5201	12/04	46.919	46.958	46.389	46.107	46.107
Computer storage devices (except parts, attachments and accessories).....	11	520101	12/04	46.919	46.958	46.389	46.107	46.107
Computer peripheral equipment and parts.....	11	54	12/98	85.283	85.334	85.347	85.347	85.347
Parts, attachments, and accessories for computer terminals and peripherals.....	11	5405	12/98	152.930	152.930	152.930	152.930	152.930

See footnotes at end of table.

Table 9. Producer price indexes for commodity and service groupings and individual items, not seasonally adjusted — Continued
 [July 2024, Index base 1982=100, unless otherwise indicated]

Title	Commodity code		Other index base	Unadjusted index ¹				
	Group code	Item code		Mar. 2024	Apr. 2024 ^P	May 2024 ^P	June 2024 ^P	July 2024 ^P
Parts, attachments, and accessories for computer terminals and peripherals.....	11	540501	12/98	152.930	152.930	152.930	152.930	152.930
Computer terminals (including POS and funds-transfer devices) and other computer peripherals.....	11	5406	06/99	62.199	62.273	62.292	62.292	62.292
Computer terminals (including POS and funds-transfer devices) and other computer peripherals.....	11	540602	06/07	65.017	65.094	65.114	65.114	65.114
Special industry machinery and equipment.....	11	6		282.799	283.713	284.916	285.420	285.499
Food products machinery.....	11	61		383.539	383.539	383.785	384.347	384.440
Dairy and milk products plant machinery and equipment.....	11	6101		364.909	364.909	364.909	366.986	366.986
Dairy and milk products plant machinery and equipment.....	11	610111	12/83	356.968	356.968	356.968	359.001	359.001
Commercial food products machinery (except packaging and cooking equipment).....	11	6104		340.799	340.799	340.799	340.816	340.826
Commercial food products machinery (except packaging and cooking equipment).....	11	610409	12/83	336.217	336.217	336.217	336.233	336.243
Industrial food products machinery for processing foods, beverages, & animal & fowl feed.....	11	6105	12/83	390.865	390.865	391.503	392.347	392.574
Industrial food products machinery for processing foods, beverages, & animal & fowl feed.....	11	610501	12/83	390.865	390.865	391.503	392.347	392.574
Other industrial food and feed machinery.....	11	6105012	12/12	149.899	149.899	150.551	151.335	151.567
Machinery for sorting, grading, and cleaning fruits, vegetables, eggs, and for processing meat.....	11	6105013	12/12	159.216	159.216	159.216	159.274	159.274
Parts and attachments for industrial food and feed products machinery.....	11	6105014	12/12	146.838	146.838	146.838	146.838	146.838
Textile machinery and equipment.....	11	62		185.571	185.571	185.571	185.571	185.571
Textile machinery (except parts, attachments, and accessories).....	11	6212	06/86	158.331	158.331	158.331	158.331	158.331
Textile machinery (except parts, attachments, and accessories).....	11	621201	06/86	158.331	158.331	158.331	158.331	158.331
Textile machinery parts and attachments.....	11	6277		202.872	202.872	202.872	202.872	202.872
Textile machinery parts and attachments.....	11	627701	06/86	182.071	182.071	182.071	182.071	182.071
Sawmill and woodworking machinery.....	11	63		317.044	316.922	317.182	317.161	317.161
Sawmill and woodworking machinery.....	11	6306	12/04	213.138	213.056	213.231	213.216	213.216
Sawmill and woodworking machinery, excluding parts and attachments (sold separately).....	11	630602	06/12	184.193	184.179	184.357	184.342	184.342
Parts, attachments, & accessories for sawmill & woodworking machinery.....	11	630603	06/12	165.750	165.395	165.395	165.395	165.395
Paper industries machinery.....	11	64	06/82	282.964	283.156	283.156	283.156	283.156
Paper industries machinery.....	11	6401	06/82	282.964	283.156	283.156	283.156	283.156
Paper industries machinery, excluding parts & attachments (sold separately).....	11	640114	12/03	152.590	152.581	152.581	152.581	152.581
Parts and attachments for paper industries machinery.....	11	640115	12/03	184.513	184.944	184.944	184.944	184.944
Printing trades machinery and equipment.....	11	65		182.918	182.758	183.154	183.006	183.556
Other printing machinery and equipment.....	11	6509	12/82	172.704	172.509	172.992	172.812	173.483
Other printing machinery and equipment, incl. pre-press preparation equipment & plates.....	11	650912	06/09	103.150	102.914	103.500	103.281	104.095
Parts, attachments, & accessories for printing trades machinery.....	11	650913	06/09	122.288	122.288	122.288	122.288	122.288
Other special industry machinery.....	11	66		261.981	263.494	266.241	267.372	267.437
Plastics and rubber working machinery.....	11	6603		232.423	232.423	232.423	232.423	232.423
Plastics working machinery and equipment, excluding patterns and molds, including parts.....	11	66039	09/15	107.596	107.596	107.596	107.596	107.596
Plasticworking machinery (excluding parts).....	11	660391	12/08	112.246	112.246	112.246	112.246	112.246
Parts for plasticworking machinery.....	11	660395	12/08	130.202	130.202	130.202	130.202	130.202
Miscellaneous special industry machinery.....	11	6606		256.253	257.971	261.092	262.376	262.450
Semiconductor manufacturing machinery and parts.....	11	660638	06/87	125.469	125.590	130.511	133.589	133.696
Packing, packaging, and bottling machinery and parts.....	11	67		383.351	385.208	385.208	385.208	385.208
Packing, packaging, and bottling machinery and parts.....	11	6705	06/06	187.334	188.241	188.241	188.241	188.241
Packing, packaging, and bottling machinery, excluding parts.....	11	670501	06/06	179.779	180.640	180.640	180.640	180.640
Parts for packing, packaging, and bottling machinery.....	11	670502	12/83	377.758	379.649	379.649	379.649	379.649
Service industry machinery and parts.....	11	68	06/82	319.996	320.431	320.459	320.459	320.540
Service industry machinery and parts.....	11	6801	06/82	319.996	320.431	320.459	320.459	320.540
Commercial cooking and food warming equipment (incl. parts).....	11	68013	12/03	229.808	229.808	229.890	229.890	230.119
Commercial cooking equipment incl. ranges, deep-fat fryers, etc. except electric.....	11	680131	12/11	186.066	186.066	186.066	186.066	186.066
Commercial electric cooking equipment, incl. ranges, deep-fat fryers, etc.....	11	680132	12/11	154.059	154.059	154.207	154.207	154.622
Parts and accessories for commercial cooking and food warming equipment.....	11	680133	12/11	147.230	147.230	147.230	147.230	147.230
Other service industry machinery, incl. electronic teaching mach. & auto. maintenance equipment.....	11	68014	05/23	101.215	101.398	101.398	101.398	101.399
Coin-operated machines and mechanisms (incl. parts).....	11	680141	05/18	104.766	104.766	104.766	104.766	104.766
Commercial laundry and drycleaning machinery products (incl. parts).....	11	680143	06/03	200.936	200.936	200.936	200.936	200.936
Commercial and industrial floor & carpet cleaning machines, ex. vacuum cleaners (incl. parts).....	11	680145	09/16	148.061	148.061	148.061	148.061	148.061

See footnotes at end of table.

Table 9. Producer price indexes for commodity and service groupings and individual items, not seasonally adjusted — Continued
 [July 2024, Index base 1982=100, unless otherwise indicated]

Title	Commodity code		Other index base	Unadjusted index ¹				
	Group code	Item code		Mar. 2024	Apr. 2024 ^P	May 2024 ^P	June 2024 ^P	July 2024 ^P
Electronic teaching machines, teaching aids, etc., (incl. kits and parts)...	11	680147	09/16	104.281	104.281	104.281	104.281	104.281
All other parts and attachments for service industry equipment.	11	680148	12/11	139.163	144.115	144.115	144.115	144.115
Other service industry equipment.	11	680149	09/16	134.724	134.959	134.959	134.959	134.961
Electrical machinery and equipment.	11	7		137.011	137.125	137.195	137.154	137.263
Wiring devices.	11	71		366.691	365.986	367.174	367.105	366.721
Current-carrying wiring devices.	11	7101		269.159	269.288	270.428	270.812	270.677
Current-carrying switches for electrical circuitry (including vehicular switches).....	11	710143	12/99	184.884	185.537	183.216	183.846	184.588
Current-carrying wire connectors for electrical circuitry.....	11	710144	12/99	185.463	184.385	190.148	193.180	190.064
Current-carrying wiring devices n.e.c.....	11	710147	06/06	192.770	193.034	193.415	192.549	193.169
Noncurrent-carrying wiring devices.	11	7102		491.225	488.951	489.991	489.004	488.186
Noncurrent-carrying electrical conduit and conduit fittings, incl.plastic conduit & fittings.....	11	710216	12/04	240.516	237.205	238.391	237.743	234.720
Other noncurrent-carrying wiring devices and supplies (boxes, covers, bar hangers, etc.).....	11	710217	12/04	221.087	222.116	222.137	220.822	225.166
Porcelain, steatite, and other ceramic electrical products.	11	710252	12/03	194.472	195.285	195.240	195.680	195.940
Integrating and measuring instruments.	11	72		186.219	187.372	188.563	188.732	188.913
Test equipment for electrical, radio, & communication circuits & motors. ...	11	7205	12/83	175.705	176.793	177.917	178.077	178.247
Test equipment for electrical, radio, & communication circuits & motors.....	11	720501		185.132	186.279	187.463	187.631	187.811
Motors, generators, motor generator sets.	11	73		296.215	296.215	296.215	296.215	296.215
Fractional horsepower motors and generators.	11	7303	06/83	218.480	218.480	218.480	218.480	218.480
Fractional horsepower motors and generators.	11	730312	12/99	164.383	164.383	164.383	164.383	164.383
Integral horsepower motors and generators (excluding land transportation types).....	11	7304	06/83	417.627	417.627	417.627	417.627	417.627
Integral horsepower motors and generators (excluding land transportation types).....	11	730405	12/99	290.792	290.792	290.792	290.792	290.792
Parts and supplies for motors and generators.....	11	7309	06/83	336.965	336.965	336.965	336.965	336.965
Parts and supplies for motors and generators.....	11	730901	06/83	336.965	336.965	336.965	336.965	336.965
Other motors and generators.	11	7311	06/06	158.408	158.408	158.408	158.408	158.408
Other motors and generators.....	11	731101	06/06	158.408	158.408	158.408	158.408	158.408
Prime mover generator sets, except steam & hydraulic turbine.	11	7311012	12/14	139.630	139.630	139.630	139.630	—
Transformers and power regulators.	11	74		394.517	390.643	390.643	392.997	393.758
Power and distribution transformers, except parts.	11	7409	12/99	343.229	339.140	339.140	341.625	—
Other transformers and parts for transformers.	11	7411	12/99	233.977	233.977	233.977	233.977	236.545
Switchgear, switchboard, industrial controls equipment.	11	75		337.503	338.099	340.124	345.528	347.134
Industrial controls and related parts and accessories.	11	7507		319.842	320.217	320.271	326.666	326.929
Industrial controls and related parts and accessories.	11	750799	06/85	304.407	304.765	304.816	310.902	311.152
General-purpose industrial controls.....	11	7507991	06/11	167.119	167.335	167.336	170.926	170.926
Parts for industrial controls and motor-control accessories.....	11	7507992	06/11	145.517	145.517	145.517	146.531	146.531
Specific-purpose industrial controls.....	11	7507993	06/11	134.917	135.095	135.174	138.053	138.444
Switchgear and switchboard apparatus.	11	7522	06/05	197.719	198.141	200.053	202.723	204.154
Switchgear and switchboard apparatus.....	11	752201	06/05	197.719	198.141	200.053	202.723	204.154
Low voltage panelboards and distribution boards, 1000 volts or less..	11	7522013	12/07	160.162	160.162	161.884	162.610	162.610
Switchgear, except relays and ducts.	11	752201A	12/07	197.346	197.663	200.271	204.466	206.995
Communications and related equipment and miscellaneous electronic systems & equipment.	11	76	12/85	136.610	136.625	136.669	136.786	136.943
Telephone and wireline data networking equipment.	11	7601	12/85	92.361	92.387	92.489	92.489	92.489
Other communications and related equipment, including broadcast and wireless.....	11	7603	06/13	111.652	111.656	111.742	112.028	112.412
Broadcast, studio, and related electronic equipment.....	11	760301	12/85	121.501	121.709	121.655	—	—
Radio station and wireless communication equipment.....	11	760302	12/85	103.247	103.235	103.267	103.283	103.283
Radio station equipment.	11	7603022	06/13	121.690	120.485	120.952	121.187	121.187
Other broadcast and wireless communications systems and equipment.	11	7603023	06/13	115.647	115.742	115.742	115.742	115.742
Intercommunications, alarm and traffic control systems.....	11	760303	12/85	166.033	166.033	166.665	169.208	172.672
Alarm systems, including electric sirens and horns.	11	7603031	06/08	134.848	134.848	134.848	134.848	138.921
Intercommunications systems, including inductive paging systems....	11	7603033	06/08	154.216	154.216	154.216	161.283	161.283
Electronic systems and equipment, n.e.c.....	11	7605	12/03	150.500	150.500	150.500	150.500	150.500
Electronic systems and equipment, n.e.c.....	11	760512	12/03	150.500	150.500	150.500	150.500	150.500
Search, detection, navigation & guidance systems and equipment.	11	7606	06/04	171.198	171.225	171.225	171.225	171.225
Search, detection, navigation & guidance systems and equipment.	11	760613	06/04	171.198	171.225	171.225	171.225	171.225
Electric lamp bulbs, tubes, and components.	11	77		108.985	108.985	108.985	108.985	108.985
Electric lamp bulbs, tubes, and components.....	11	7704	12/04	84.089	84.089	84.089	84.089	84.089
Electric lamp bulbs, tubes, and components.....	11	770401	12/04	84.089	84.089	84.089	84.089	84.089
Electronic components and accessories.....	11	78		68.643	68.835	68.707	68.156	68.156
Relays for electronic circuitry, industrial control overload, and switchgear type.....	11	7821		290.448	290.448	290.448	290.448	—

See footnotes at end of table.

Table 9. Producer price indexes for commodity and service groupings and individual items, not seasonally adjusted — Continued
 [July 2024, Index base 1982=100, unless otherwise indicated]

Title	Commodity code		Other index base	Unadjusted index ¹				
	Group code	Item code		Mar. 2024	Apr. 2024 ^P	May 2024 ^P	June 2024 ^P	July 2024 ^P
Relays for electronic circuitry, industrial control overload, and switchgear type.....	11	782119	06/90	215.941	215.941	215.941	215.941	—
Switches, mechanical, for electronic circuitry.....	11	7822	06/82	272.938	272.938	272.938	273.281	273.281
Switches, mechanical, for electronic circuitry.....	11	782299	06/82	272.938	272.938	272.938	273.281	273.281
Connectors for electronic circuitry.....	11	7824		259.485	261.465	259.899	260.614	260.630
Connectors for electronic circuitry.....	11	782481	12/11	149.886	151.030	150.125	150.538	150.548
Filters, crystals, and transducers.....	11	7828	06/82	119.624	119.624	119.624	121.134	121.134
Filters, crystals, and transducers.....	11	782890	06/82	119.624	119.624	119.624	121.134	121.134
Crystal, filter, piezoelectric, and other related electronic devices (exc. microwave filters).....	11	7828901	06/82	123.283	123.283	123.283	124.840	124.840
Integrated circuit packages, including microprocessors.....	11	7839	06/05	32.090	32.185	32.056	31.041	30.545
Integrated circuit packages, including microprocessors.....	11	783911	06/05	32.090	32.185	32.056	31.041	30.545
Other semiconductor devices, incl. transistors, diodes, and semiconductor parts such as wafers.....	11	7847	06/05	79.816	80.625	80.716	80.689	80.689
Other semiconductor devices, incl. transistors, diodes, and semiconductor parts such as wafers.....	11	784711	06/05	77.755	78.544	78.632	78.606	78.606
Bare printed circuit boards.....	11	7849	12/00	128.305	128.305	128.305	128.305	128.305
Bare printed circuit boards.....	11	784901	06/82	134.229	134.229	134.229	134.229	134.229
Electronic coils, transformers, and other inductors.....	11	7853	06/82	258.500	258.500	258.500	258.686	260.511
Electronic coils, transformers, and other inductors.....	11	785399	06/00	177.453	177.453	177.453	177.581	178.834
Capacitors and resistors for electronic circuitry.....	11	7854	12/22	109.986	109.986	109.986	109.986	109.986
Capacitors for electronic circuitry.....	11	785411	12/02	200.751	200.751	200.751	200.751	200.751
Microwave components, electron tubes, and other electronic components, n.e.c.....	11	7856	06/00	180.685	180.685	180.685	181.268	181.268
Printed circuit assemblies, loaded boards, modules and consumer external modems.....	11	7861	06/82	81.332	80.927	80.627	80.483	82.666
Printed circuit assemblies, loaded boards, modules and consumer external modems.....	11	786199	06/82	81.332	80.927	80.627	80.483	82.666
Miscellaneous electrical machinery and equipment.....	11	79		138.925	138.979	138.975	139.050	139.088
Storage batteries.....	11	7901		244.592	243.664	243.664	243.667	243.979
Storage batteries, lead acid type, BCI dimensional group 8D or smaller.....	11	790103	12/84	259.923	258.374	258.374	258.379	258.899
Storage batteries, lead acid type, larger than BCI dimensional group 8D.....	11	790104	12/84	309.651	309.651	309.651	309.651	309.651
Storage batteries (excluding lead acid), including parts for all storage batteries.....	11	790105	12/84	259.594	259.594	259.594	259.594	259.594
Primary batteries.....	11	7902		233.387	233.080	232.111	232.985	231.385
Primary batteries.....	11	790229	12/03	151.373	151.174	150.546	151.112	150.075
Carbon and graphite products.....	11	7903		238.916	241.676	241.655	241.266	241.370
X-ray and electromedical equipment.....	11	7905		93.601	93.613	93.633	93.631	93.679
Irradiation equipment.....	11	790512	06/85	126.906	126.906	126.906	126.906	126.906
Electromedical equipment, including diagnostic, therapeutic and patient monitoring equipment.....	11	790541	06/09	103.898	103.916	103.947	103.944	104.016
Miscellaneous electrical industrial apparatus.....	11	7929	12/85	180.107	180.107	180.107	181.243	181.243
Rectifying apparatus.....	11	792902	12/85	216.403	216.403	216.403	216.403	216.403
Other electrical equipment for industrial use, except for electronic circuitry.....	11	792904	12/03	149.937	149.937	149.937	151.316	151.316
All other electrical equipment and components, except industrial.....	11	7939	12/06	142.870	142.870	142.870	142.870	142.870
All other electrical equipment and components, except industrial.....	11	793901	12/06	142.870	142.870	142.870	142.870	142.870
Miscellaneous instruments.....	11	8		253.454	254.914	255.320	255.662	256.007
Automatic environmental controls for monitoring residential, commercial, and appliance use.....	11	81		215.363	215.363	216.069	217.632	221.611
Automatic environmental controls for monitoring residential, commercial, and appliance use.....	11	8105	12/03	148.512	148.512	148.999	150.077	152.821
Automatic environmental controls for monitoring residential, commercial, and appliance use.....	11	810501	12/03	148.512	148.512	148.999	150.077	152.821
Industrial process control instruments.....	11	82	06/83	299.403	300.589	300.589	301.752	301.760
Industrial process control instruments.....	11	8201	06/83	299.403	300.589	300.589	301.752	301.760
Industrial process control instruments.....	11	820171	12/03	181.330	182.049	182.049	182.753	182.758
Fluid meters and counting devices.....	11	84	12/85	246.712	247.156	249.041	249.366	249.869
Fluid meters and counting devices.....	11	8401	12/85	246.712	247.156	249.041	249.366	249.869
Engineering and scientific instruments.....	11	85	12/85	287.804	294.548	295.278	296.032	296.390
Aeronautical, nautical, and navigational instruments.....	11	8501	12/85	322.742	329.589	329.589	329.589	329.589
Aeronautical, nautical, and navigational instruments.....	11	850111	12/85	322.742	329.589	329.589	329.589	329.589
Hospital beds and specialized hospital furniture.....	11	8504	12/11	144.118	148.940	150.958	153.044	154.035
Hospital beds and specialized hospital furniture.....	11	850404	12/11	144.118	148.940	150.958	153.044	154.035
Measuring instruments and lenses.....	11	86	12/85	175.428	175.684	175.955	175.792	175.868
Sighting, tracking, and fire-control equipment, optical type.....	11	8601	12/85	139.075	138.240	139.590	139.574	140.024
Sighting, tracking, and fire-control equipment, optical type.....	11	860111	12/85	139.075	138.240	139.590	139.574	140.024
All other miscellaneous optical instruments and lenses.....	11	8602	12/85	149.317	151.925	151.783	151.688	151.855
All other miscellaneous optical instruments and lenses.....	11	860211	12/85	149.317	151.925	151.783	151.688	151.855

See footnotes at end of table.

Table 9. Producer price indexes for commodity and service groupings and individual items, not seasonally adjusted — Continued
 [July 2024, Index base 1982=100, unless otherwise indicated]

Title	Commodity code		Other index base	Unadjusted index ¹				
	Group code	Item code		Mar. 2024	Apr. 2024 ^P	May 2024 ^P	June 2024 ^P	July 2024 ^P
Laboratory analytical instruments.....	11	8603	12/85	187.885	187.713	187.963	187.765	187.779
Laboratory analytical instruments.....	11	860311	12/85	187.885	187.713	187.963	187.765	187.779
Measuring & controlling devices, n.e.c.....	11	89	06/85	204.783	204.223	204.002	204.002	203.993
Aircraft engine instruments.....	11	8901	06/85	203.671	203.671	201.896	201.896	201.819
Aircraft engine instruments.....	11	890199	06/85	203.671	203.671	201.896	201.896	201.819
Nuclear radiation detection & monitoring instruments.....	11	8904	06/85	254.629	254.629	254.629	254.629	254.629
Nuclear radiation detection & monitoring instruments.....	11	890499	06/85	254.629	254.629	254.629	254.629	254.629
Physical properties and kinematic testing equipment.....	11	8905	06/04	137.284	137.284	137.284	137.284	137.284
Physical properties and kinematic testing equipment.....	11	890599	06/04	137.284	137.284	137.284	137.284	137.284
Commercial, geophysical, meteorological, surveying, drafting & general-purpose instruments.....	11	8906	06/04	143.264	141.983	141.983	141.983	141.983
Commercial, geophysical, meteorological & general-purpose instruments.....	11	890699	06/04	143.264	141.983	141.983	141.983	141.983
Miscellaneous machinery.....	11	9		220.195	220.569	220.844	221.043	222.052
Oil field and gas field machinery.....	11	91		260.320	260.320	260.320	260.320	260.320
Oil and gas field drilling, surveying, and cementing machinery (except parts sold separately).....	11	9102		269.993	269.993	269.993	269.993	269.993
Oil and gas field drilling, surveying, and cementing machinery (except parts sold separately).....	11	910201	09/20	114.967	114.967	114.967	114.967	114.967
Oil field and gas field production machinery (except pumps and parts sold separately).....	11	9104		245.198	245.198	245.198	245.198	245.198
Oil field and gas field production machinery (except pumps and parts sold separately).....	11	910456	12/03	201.459	201.459	201.459	201.459	201.459
Parts and attachments for oil and gas field machinery and equipment.....	11	9106	12/10	133.528	133.528	133.528	133.528	133.528
Mining machinery and equipment.....	11	92		443.756	446.501	447.513	449.932	460.749
Mining machinery and equipment (except parts sold separately).....	11	9207	09/19	151.478	151.937	152.383	153.449	157.559
Underground mining machinery (except parts sold separately).....	11	920701	12/03	311.699	311.699	314.176	314.176	314.176
Crushing, pulverizing, & screening machinery (except parts sold separately).....	11	920702	12/03	266.064	266.064	266.064	266.064	—
Drills and other mining machinery (except parts sold separately).....	11	920703	12/03	263.553	266.107	266.107	271.711	273.719
Mineral processing & beneficiation machinery (except parts sold separately).....	11	920704	12/03	294.685	294.687	294.687	295.453	—
Parts and attachments for mining machinery and equipment (sold separately).....	11	9253		340.278	346.070	346.070	346.070	351.147
Parts and attachments for mining machinery and equipment (sold separately).....	11	925303	12/03	245.105	249.277	249.277	249.277	252.934
Internal combustion engines.....	11	94		202.813	203.653	203.899	203.899	205.025
Diesel, semidiesel, and dual-fuel engines (except automotive).....	11	9407	12/82	231.483	231.483	231.483	231.483	231.483
Diesel, semidiesel, and dual-fuel engines (except automotive).....	11	940725	12/00	177.515	177.515	177.515	177.515	177.515
Diesel, semidiesel, and dual-fuel engines for automobiles, trucks, and buses.....	11	9408	12/82	172.497	172.875	172.875	172.875	172.875
Diesel, semidiesel, and dual-fuel engines for automobiles, trucks, and buses.....	11	940811	12/82	172.497	172.875	172.875	172.875	172.875
Parts & accessories for internal combustion engines, ex. aircraft & gasoline automotive engines.....	11	9413		249.400	253.266	253.266	253.266	253.330
Parts & accessories for internal combustion engines, ex. aircraft & gasoline automotive engines.....	11	941301		249.400	253.266	253.266	253.266	253.330
Machine shop products.....	11	95		224.231	223.964	224.202	224.268	224.812
Machine shop products.....	11	9505	06/84	203.134	202.892	203.108	203.168	203.660
Machine shop job work and job order repairs.....	11	950501	06/84	203.134	202.892	203.108	203.168	203.660
Turbines and turbine generator sets.....	11	97	06/87	275.234	277.108	278.040	279.285	280.927
Turbines and turbine generator sets (excluding parts).....	11	9701	06/87	275.234	277.108	278.040	279.285	280.927
Steam, gas, and other turbines and turbine generators.....	11	970103	06/11	113.337	114.405	114.874	115.342	116.190
Parts & accessories for turbines, turbine generators, and turbine generator sets.....	11	98	09/15	121.320	121.320	121.320	121.320	121.577
Parts & accessories for turbines, turbine generators, and turbine generator sets.....	11	9801	09/15	121.320	121.320	121.320	121.320	121.577
Parts & accessories for turbines, turbine generators, and turbine generator sets.....	11	980101	09/15	121.320	121.320	121.320	121.320	121.577
Furniture and household durables.....	12	—		220.121	219.940	220.506	220.763	220.869
Household furniture.....	12	1		270.552	271.561	272.837	273.355	273.733
Metal household furniture.....	12	11		208.780	209.386	208.951	208.951	208.778
Metal household furniture.....	12	1101		208.780	209.386	208.951	208.951	208.778
Metal household dining room and kitchen furniture.....	12	110102	06/84	260.261	264.692	261.509	261.509	260.240
Other metal household furniture.....	12	110104	06/84	184.897	184.897	184.897	184.897	184.897
Metal household furniture, beds, nonupholstered.....	12	1101041	12/11	126.647	126.647	126.647	126.647	126.647
Wood household furniture (nonupholstered).....	12	12		308.159	307.890	308.997	308.997	309.642
Wood household furniture (nonupholstered).....	12	1206	12/22	101.963	101.874	102.241	102.241	102.454
Wood living room furniture (nonupholstered).....	12	120602	12/04	166.485	166.485	168.992	168.992	168.992

See footnotes at end of table.

Table 9. Producer price indexes for commodity and service groupings and individual items, not seasonally adjusted — Continued
 [July 2024, Index base 1982=100, unless otherwise indicated]

Title	Commodity code		Other index base	Unadjusted index ¹				
	Group code	Item code		Mar. 2024	Apr. 2024 ^P	May 2024 ^P	June 2024 ^P	July 2024 ^P
Wood dining room, outdoor, and ready-to-assemble furniture (nonupholstered).....	12	120603	12/22	103.219	103.219	105.444	105.444	105.935
Wood bedroom furniture, including infants' and children's, (nonupholstered).....	12	120605	12/04	158.326	157.927	155.018	155.018	155.199
Upholstered household furniture.....	12	13		259.349	259.479	261.841	262.459	262.459
Upholstered household furniture.....	12	1301		259.349	259.479	261.841	262.459	262.459
Dual purpose sleep furniture, incl. convertible sofa.....	12	130123	06/83	219.870	219.878	223.544	223.544	223.544
Upholstered household furniture.....	12	130141	06/05	164.462	164.561	165.783	166.262	166.262
Upholstered household davenports, sofas, loveseats, and settees....	12	1301411	12/11	142.307	142.437	143.185	143.675	143.675
Upholstered household sectional sofa pieces.....	12	1301412	12/11	135.066	135.047	136.455	136.468	136.468
Upholstered household rocking chairs, including swivel rockers.....	12	1301413	12/11	143.077	143.658	143.658	143.658	143.658
Other upholstered household furniture, including custom.....	12	1301415	12/11	162.388	162.413	162.716	163.903	163.903
Bedding.....	12	14		232.328	235.040	235.114	235.735	236.289
Bedding.....	12	1401		232.328	235.040	235.114	235.735	236.289
Innerspring mattresses, excluding crib size.....	12	140104	12/95	210.707	214.163	214.225	215.593	217.162
Mattress foundations.....	12	140107	12/11	137.103	137.103	137.649	136.955	136.078
Mattresses, other types, including crib, foam, waterbed mattresses and mattress inserts.....	12	140114	06/83	250.071	255.006	255.054	256.787	256.787
Sleep system ensembles and mattresses, excluding conventional waterbeds.....	12	140122	12/95	140.114	140.114	140.114	140.114	140.114
Mattress and foundation sets.....	12	140134	12/03	140.923	141.624	141.624	141.303	141.303
Metal porch, lawn, outdoor & casual furniture.....	12	15		365.067	365.067	365.067	365.067	371.376
Porch and lawn furniture.....	12	1501		365.067	365.067	365.067	365.067	371.376
Metal porch, lawn, outdoor & casual furniture.....	12	150112	06/84	363.108	363.108	363.108	363.108	369.383
Commercial furniture.....	12	2		316.511	315.876	316.892	317.742	317.696
Wood office furniture and store fixtures.....	12	21		304.337	304.118	306.665	308.405	310.357
Wood office furniture and store fixtures.....	12	2101		304.337	304.118	306.665	308.405	310.357
Wood office seating, including upholstered.....	12	210112	06/85	266.823	266.823	267.265	267.265	267.265
Wood office desks and extensions.....	12	210113	06/85	334.189	334.189	335.468	335.468	335.468
Wood office files, storage units, and tables.....	12	210114	06/85	302.171	302.171	302.774	302.774	302.774
Wood office furniture, other types (incl. panel/desk systems).....	12	210116	06/85	233.343	233.343	233.343	233.343	233.343
Fixtures for stores, banks and offices.....	12	210161	12/83	301.615	301.358	304.245	306.300	308.605
Custom architectural woodwork, millwork, and fixtures.....	12	2101611	06/08	151.872	151.872	153.739	154.372	155.518
Wood lockers, partitions, and shelving (except custom).....	12	2101612	06/08	159.047	153.327	153.673	158.127	159.995
Nonwood furniture and store fixtures.....	12	22		311.630	310.923	310.742	310.913	308.922
Nonwood commercial storage units, files, and tables.....	12	2202		317.704	314.001	310.466	315.285	317.504
Nonwood commercial storage units, files, and tables.....	12	220202	06/95	228.198	225.538	222.999	226.460	228.054
Nonwood commercial furniture.....	12	2203		316.909	319.350	319.666	317.360	319.602
Nonwood commercial desks and extensions.....	12	220321		399.715	400.799	400.976	400.703	401.412
Nonwood office seating.....	12	220325		245.526	245.611	245.610	245.610	245.610
Nonwood office furniture panel systems, and other nonwood office furniture.....	12	220326	06/95	226.773	230.123	230.561	227.247	230.416
Nonwood partitions and fixtures.....	12	2204	12/83	288.884	285.936	286.335	287.549	279.936
Storage racks and accessories, except wood.....	12	220407	12/83	248.977	244.217	244.217	244.217	241.362
Fixtures (bank, office, and store) except wood.....	12	220409	12/83	317.760	319.097	319.097	319.097	296.065
Public building furniture.....	12	23	12/84	327.289	326.492	327.666	327.666	327.794
Public building furniture.....	12	2301	12/84	327.289	326.492	327.666	327.666	327.794
School furniture (except stone and concrete), excluding library furniture.....	12	230101	12/84	387.799	384.256	384.256	384.256	384.256
Public building and related furniture, excluding school & restaurant furniture.....	12	230102	12/84	315.686	316.000	317.710	317.710	317.897
Commercial furniture and fixtures, n.e.c.....	12	24	12/85	290.945	288.873	288.279	289.046	289.730
Commercial furniture and fixtures, n.e.c.....	12	2401	12/85	290.945	288.873	288.279	289.046	289.730
Bar, bowling center, cafeteria, and restaurant furniture.....	12	240104	12/10	179.117	174.417	174.417	174.417	174.417
Other commercial and institutional furniture and fixtures, n.e.c.....	12	240108	12/10	167.270	167.602	167.098	167.748	168.330
Floor coverings.....	12	3		214.936	213.716	212.822	215.349	215.349
Carpets and rugs.....	12	31		208.761	207.378	206.363	209.230	209.230
Carpet and rugs.....	12	3101		211.982	210.577	209.547	212.458	212.458
Carpet and rugs.....	12	310101		211.982	210.577	209.547	212.458	212.458
Resilient floor coverings.....	12	32		265.492	265.492	265.492	265.492	265.492
Resilient floor coverings.....	12	3201		265.492	265.492	265.492	265.492	265.492
Resilient floor coverings.....	12	320170	12/11	119.377	119.377	119.377	119.377	119.377
Household appliances.....	12	4		150.188	150.018	149.955	149.222	149.250
Major appliances.....	12	41		145.024	144.788	144.704	143.906	143.945
Household cooking appliances.....	12	4101		159.471	158.777	158.903	157.400	157.071
Electric household ranges, ovens (including microwave), surface cooking units, and equipment.....	12	410105	12/02	157.856	156.821	158.204	152.650	154.321

See footnotes at end of table.

Table 9. Producer price indexes for commodity and service groupings and individual items, not seasonally adjusted — Continued
 [July 2024, Index base 1982=100, unless otherwise indicated]

Title	Commodity code		Other index base	Unadjusted index ¹				
	Group code	Item code		Mar. 2024	Apr. 2024 ^P	May 2024 ^P	June 2024 ^P	July 2024 ^P
Gas household ranges, ovens, surface cooking units and equipment. . .	12	410139	12/02	149.858	149.127	150.608	148.393	148.733
Other household ranges and cooking equipment, including outdoor equipment.	12	410169	12/02	197.219	196.919	193.725	198.212	194.374
Household refrigeration equipment.	12	4103		120.662	120.881	120.653	120.825	120.955
Household refrigerators, including refrigerator-freezer combinations.	12	410329	12/02	130.145	130.359	130.072	130.159	130.206
Other major household appliances including room air-conditioners.	12	4104		175.715	176.057	176.938	177.337	177.367
Room air-conditioners.	12	410445		234.137	237.298	237.298	237.298	237.298
Household vacuum cleaners, including parts and attachments.	12	43		131.063	132.150	132.446	131.359	131.161
Household vacuum cleaners and other floor care machines (including parts and attachments).	12	4301		122.953	123.973	124.251	123.231	123.046
Household vacuum cleaners and other floor care machines (including parts and attachments).	12	430114	06/07	134.127	135.240	135.543	134.431	134.228
Electric housewares and fans.	12	44		145.808	145.818	145.825	145.825	145.825
Parts and attachments for small electric household appliances, including fan parts.	12	4403	12/82	200.517	200.517	200.517	200.517	200.517
Parts and attachments for small electric household appliances, including fan parts.	12	440311	12/82	200.517	200.517	200.517	200.517	200.517
Small electric household appliances, including fans.	12	4404	05/21	116.273	116.280	116.286	116.286	116.286
Small electric household appliances, including fans.	12	440401	05/21	116.273	116.280	116.286	116.286	116.286
Portable residential lighting fixtures, including parts and accessories.	12	45		296.710	296.679	296.688	296.687	296.680
Portable residential lighting fixtures, including parts and accessories.	12	4501		296.710	296.679	296.688	296.687	296.680
Portable residential lighting fixtures, including parts and accessories.	12	450135	06/98	199.982	199.961	199.967	199.966	199.962
Home electronic equipment.	12	5		63.582	63.582	63.301	63.301	63.301
Speakers and commercial sound equipment.	12	57	12/03	143.766	143.766	142.450	142.450	142.450
Speakers and commercial sound equipment.	12	5707	12/03	143.766	143.766	142.450	142.450	142.450
Speakers and commercial sound equipment.	12	570708	12/03	143.766	143.766	142.450	142.450	142.450
Other home electronic equipment.	12	58	06/04	114.837	114.837	114.837	114.837	114.837
Other home electronic equipment, including television receivers and automotive A/V equipment.	12	5803	01/17	119.037	119.037	119.037	119.037	119.037
All other consumer audio and video equipment, excluding TV receivers and automotive A/V equip.	12	580301	06/04	105.704	105.704	105.704	105.704	105.704
Other household durable goods.	12	6		246.209	245.621	247.527	247.344	247.624
Vitreous china, fine earthenware, and other pottery products.	12	61		328.166	328.166	328.166	328.166	328.368
Vitreous china, porcelain, and earthenware table and kitchenware and other pottery products.	12	6101		328.119	328.119	328.119	328.119	328.321
Vitreous china, porcelain, and earthenware (semivitreous) table and kitchenware.	12	610104	06/08	136.610	136.610	136.610	136.610	137.243
All other pottery products (including china decorated for the trade).	12	610105	06/08	164.126	164.126	164.126	164.126	164.126
Mirrors (decorated and undecorated).	12	65		224.298	218.557	223.245	221.826	223.633
Mirrors (decorated and undecorated), made from purchased glass.	12	6501		224.298	218.557	223.245	221.826	223.633
Mirrors (decorated and undecorated), made from purchased glass.	12	650104	12/04	144.483	140.785	143.805	142.890	144.054
Lawn/garden equipment.	12	66		182.999	183.005	183.255	183.255	182.855
Parts and attachments for consumer lawn, garden, and snow equipment.	12	6605	12/82	233.547	233.619	233.695	233.695	233.383
Parts and attachments for consumer lawn, garden, and snow equipment.	12	660503	06/03	157.798	157.847	157.898	157.898	157.687
Consumer lawn, garden, and snow equipment.	12	6607	05/18	122.077	122.077	122.258	122.258	121.980
Consumer lawn, garden, and snow equipment.	12	660701	05/18	122.077	122.077	122.258	122.258	121.980
Consumer riding lawn, garden, and snow equipment.	12	6607011	06/03	134.569	134.569	134.569	134.569	134.569
Consumer nonriding lawn, garden, and snow equipment.	12	6607012	06/03	133.465	133.465	133.869	133.869	133.247
Cutlery, flatware (except precious), razors and razor blades.	12	67		273.516	279.125	279.125	280.080	282.119
Cutlery, flatware (except precious), razors and razor blades.	12	6701		273.516	279.125	279.125	280.080	282.119
Cutlery, scissors, shears, trimmers, and snips.	12	670141	12/83	281.791	294.849	294.849	297.070	—
Metal kitchen utensil, pots, and pans.	12	68		312.427	312.427	312.427	312.427	312.427
Metal kitchen utensil, pots, and pans.	12	6801		312.427	312.427	312.427	312.427	312.427
Stamped and spun kitchen utensils, aluminum.	12	680101		291.971	291.971	291.971	291.971	291.971
Window shades, blinds, and accessories.	12	69	06/84	296.239	296.239	302.461	302.461	302.461
Window shades, blinds, and accessories.	12	6901	06/84	296.239	296.239	302.461	302.461	302.461
Window shades and window shade accessories and rollers.	12	690101	06/84	360.555	360.555	369.249	369.249	369.249
Other shades and blinds, including curtain and drapery fixtures, poles, & rods.	12	690103	06/84	224.853	224.853	228.714	228.714	228.714
Nonmetallic mineral products.	13	—		342.967	340.479	341.522	341.435	342.405
Glass.	13	1		185.252	185.025	185.438	184.513	185.122
Flat glass.	13	11		172.910	172.745	173.219	172.269	173.014
Specialty glass.	13	1107		209.555	209.596	209.883	208.921	209.653
Specialty glass.	13	110703	06/11	152.787	152.817	153.026	152.325	152.859

See footnotes at end of table.

Table 9. Producer price indexes for commodity and service groupings and individual items, not seasonally adjusted — Continued

[July 2024, Index base 1982=100, unless otherwise indicated]

Title	Commodity code		Other index base	Unadjusted index ¹				
	Group code	Item code		Mar. 2024	Apr. 2024 ^P	May 2024 ^P	June 2024 ^P	July 2024 ^P
Other glass products, made by flat glass producers.....	13	1107034	06/11	163.882	163.882	163.882	163.882	167.391
Flat glass (float, sheet, and plate process).....	13	1108	12/22	93.578	93.092	93.822	92.996	93.679
Flat glass (float, sheet, and plate process).....	13	110811	12/22	93.578	93.092	93.822	92.996	93.679
Other finished glassware.....	13	13	06/83	203.453	203.007	203.072	202.432	202.343
Pressed and blown glassware.....	13	1301	06/83	206.688	206.235	206.302	205.652	205.561
Machine-made pressed & blown table, kitchen, art, & novelty glassware.....	13	130116	12/11	155.560	155.560	155.560	155.560	155.560
All other machine-made pressed and blown glassware.....	13	130117	12/11	129.708	129.074	129.167	128.258	128.131
Handmade pressed and blown glassware.....	13	130118	12/11	136.100	136.100	136.100	136.100	136.100
Concrete ingredients and related products.....	13	2		428.664	430.427	431.520	431.835	433.224
Construction sand, gravel, and crushed stone.....	13	21		486.019	487.973	489.005	489.862	491.026
Construction sand, gravel and crushed stone.....	13	2101		486.019	487.973	489.005	489.862	491.026
Construction sand and gravel (run of pit/bank, washed, screened, etc.)..	13	210120	12/11	178.897	182.000	183.894	183.301	183.898
Construction sand and gravel, Northeast.....	13	2101201	12/12	188.618	188.618	188.304	188.304	188.304
Construction sand and gravel, Midwest.....	13	2101202	12/12	197.580	203.626	206.081	205.591	205.489
Construction sand and gravel, West.....	13	2101204	12/12	184.724	188.930	192.380	191.454	192.761
Crushed and broken stone.....	13	210121		483.253	482.308	481.498	483.450	484.405
Crushed and broken limestone.....	13	2101212	12/11	189.811	190.065	190.210	190.263	190.364
Crushed and broken granite.....	13	2101213	12/11	171.127	168.276	166.115	169.936	171.546
Bituminous limestone, sandstone, & other crushed & broken stone. ...	13	2101219	12/11	165.553	165.585	165.585	165.585	165.585
Cement, hydraulic.....	13	22		351.632	353.163	354.453	353.762	355.681
Cement, hydraulic.....	13	2201		351.632	353.163	354.453	353.762	355.681
Cement, hydraulic.....	13	220161	06/89	344.146	345.644	346.907	346.230	348.109
Concrete products.....	13	3		385.974	384.404	384.423	383.553	383.336
Concrete block and brick.....	13	31		379.326	381.002	381.072	384.185	384.312
Structural concrete block.....	13	3111		402.030	402.957	403.027	410.950	410.950
Structural concrete block.....	13	311135	12/87	328.103	328.859	328.916	335.382	335.382
Structural concrete block, lightweight units (weighing less than 105 lb/cubic ft.) (dry weight).....	13	3111351	12/11	173.320	174.013	174.013	174.604	174.604
Structural concrete block, mediumweight units (weighing 105 - 124 lb/cubic ft.) (dry weight).....	13	3111352	12/11	184.311	184.574	184.753	185.464	185.464
Structural concrete block, normalweight units (weighing 125 lb or more/cubic ft.) (dry weight).....	13	3111353	12/11	171.905	172.088	172.088	179.313	179.313
Decorative concrete block.....	13	3121		332.342	333.219	333.219	336.944	337.476
Decorative concrete block (including screen, split, slump, shadowal block, etc.).....	13	312101		332.342	333.219	333.219	336.944	337.476
Concrete brick.....	13	3131		340.652	346.229	346.557	346.557	346.557
Concrete brick.....	13	313101		340.652	346.229	346.557	346.557	346.557
Concrete pavers.....	13	3141		317.196	318.017	318.017	318.017	318.017
Concrete pavers (including grid, interlocking, etc.).....	13	314101		317.196	318.017	318.017	318.017	318.017
Concrete pipe.....	13	32		370.665	368.615	369.294	369.886	369.886
Concrete pipe.....	13	3201		370.665	368.615	369.294	369.886	369.886
Concrete pipe.....	13	320108	12/86	323.677	321.887	322.479	322.997	322.997
Concrete storm sewer pipe.....	13	3201082	12/11	227.133	225.609	226.113	226.554	226.554
Concrete pipe, except concrete culvert and storm sewer pipe.....	13	3201083	12/11	169.858	169.858	169.858	169.858	169.858
Ready-mix concrete.....	13	33		386.077	383.503	384.181	382.019	381.596
Ready-mix concrete.....	13	3301		386.077	383.503	384.181	382.019	381.596
Ready-mix concrete.....	13	330101		386.077	383.503	384.181	382.019	381.596
Northeast region ready-mix concrete.....	13	330101A	12/12	174.458	174.458	174.458	167.620	167.620
Midwest region ready-mix concrete.....	13	330101B	12/12	180.123	181.586	181.787	179.178	179.178
South region ready-mix concrete.....	13	330101C	12/12	176.435	172.733	172.144	173.530	172.554
West region ready-mix concrete.....	13	330101D	12/12	177.175	177.418	179.507	178.341	179.231
Precast concrete products.....	13	34		394.155	393.958	392.854	393.640	393.411
Precast concrete products.....	13	3401		394.155	393.958	392.854	393.640	393.411
Precast concrete products.....	13	340106	12/86	347.727	347.554	346.580	347.273	347.071
Precast concrete slabs and tile, roof and floor units.....	13	3401061	12/11	167.828	167.828	167.828	167.828	174.013
Precast concrete architectural wall panels.....	13	3401062	12/11	190.107	190.107	184.356	184.356	184.421
Burial vaults and boxes, precast concrete.....	13	3401063	12/11	168.056	168.056	168.056	168.056	168.056
Precast concrete products (excl burial vaults and boxes, slabs and tile, and arch. wall panels).....	13	3401064	12/11	178.942	178.821	179.129	179.613	178.813
Prestressed concrete products.....	13	35		368.233	367.680	363.030	362.619	364.475
Prestressed concrete products.....	13	3501		368.233	367.680	363.030	362.619	364.475
Prestressed concrete products.....	13	350107	12/86	375.781	375.216	370.471	370.052	371.945
Prestressed concrete bridge beams and solid and hollow cored slabs and panels.....	13	3501071	12/07	242.332	241.619	238.301	237.771	240.164
Prestressed concrete bridge beams.....	13	35010711	12/07	201.553	200.719	200.385	200.385	203.186
Prestressed concrete solid and hollow cored slabs and panels.....	13	35010712	12/07	283.211	283.211	270.968	268.832	268.832

See footnotes at end of table.

Table 9. Producer price indexes for commodity and service groupings and individual items, not seasonally adjusted — Continued
 [July 2024, Index base 1982=100, unless otherwise indicated]

Title	Commodity code		Other index base	Unadjusted index ¹				
	Group code	Item code		Mar. 2024	Apr. 2024 ^P	May 2024 ^P	June 2024 ^P	July 2024 ^P
Prestressed concrete products (excl bridge beams and solid and hollow cored slabs and panels).....	13	3501072	12/07	143.011	143.011	141.364	141.364	141.364
Clay construction products ex. refractories.....	13	4		234.595	233.144	233.893	233.847	233.630
Brick and structural clay tile.....	13	42	12/84	262.860	264.001	264.819	265.565	265.746
Building or common brick.....	13	4201	12/84	259.470	260.612	261.429	262.175	262.356
Building or common brick.....	13	420101	12/84	259.470	260.612	261.429	262.175	262.356
Glazed brick and other brick (paving, floor, and sewer).....	13	4202	12/84	316.658	316.658	316.658	316.658	316.658
Glazed brick and other brick (paving, floor, and sewer).....	13	420201	12/84	316.658	316.658	316.658	316.658	316.658
Clay floor and wall tile, glazed and unglazed.....	13	44		138.659	136.032	136.548	136.040	135.641
Clay floor and wall tile, glazed and unglazed (including quarry tile and ceramic mosaic tile).....	13	4401		138.659	136.032	136.548	136.040	135.641
Clay floor and wall tile, glazed and unglazed (including quarry tile and ceramic mosaic tile).....	13	440131		138.660	136.033	136.549	136.041	135.642
Structural clay products, n.e.c.....	13	45		371.295	371.295	371.295	371.295	371.295
Structural clay products, n.e.c.....	13	4501		371.295	371.295	371.295	371.295	371.295
All other structural clay products, excluding clay refractories.....	13	450199	12/85	320.443	320.443	320.443	320.443	320.443
Refractories.....	13	5		350.027	351.366	351.171	353.220	352.892
Clay refractories.....	13	52		392.862	394.635	394.635	397.238	397.238
Clay refractories.....	13	5201		392.862	394.635	394.635	397.238	397.238
Clay refractories.....	13	520181	12/04	220.661	221.657	221.657	223.119	223.119
Nonclay refractories.....	13	53		317.039	317.648	316.983	318.157	317.038
Nonclay refractories (excluding dead-burned magnesia).....	13	5301		317.039	317.648	316.983	318.157	317.038
Nonclay refractories (excluding dead-burned magnesia).....	13	530112	12/04	207.960	208.359	207.923	208.693	207.959
Asphalt felts and coatings.....	13	6		340.510	334.565	342.210	340.791	341.905
Prepared asphalt and tar roofing and siding products.....	13	61		349.873	342.641	351.942	349.591	350.971
Prepared asphalt and tar roofing and siding products.....	13	6101		349.873	342.641	351.942	349.591	350.971
Prepared asphalt and tar roofing and siding products.....	13	610131	12/03	318.183	311.605	320.064	317.926	319.181
Asphalt smooth-surfaced roll roofing and cap sheets, organic and fiberglass base.....	13	6101311	12/12	153.788	154.626	153.387	154.080	154.080
Asphalt mineral-surfaced roll roofing and cap sheets, organic and fiberglass base.....	13	6101312	12/11	175.283	175.807	176.507	176.620	176.620
Other prepared asphalt and tar products for roofing and siding.....	13	6101317	12/11	129.245	129.304	129.279	129.547	130.536
Roofing asphalts, pitches, coatings, and cement.....	13	62		256.774	256.774	256.774	259.265	259.163
Roofing asphalts, pitches, coatings, and cement.....	13	6201		256.774	256.774	256.774	259.265	259.163
Roofing asphalts, pitches, coatings, and cement.....	13	620121	06/84	243.221	243.221	243.221	245.580	245.484
Gypsum products.....	13	7		471.881	468.649	476.982	476.982	477.304
Gypsum products.....	13	71		471.881	468.649	476.982	476.982	477.304
Gypsum products.....	13	7101		471.881	468.649	476.982	476.982	477.304
Gypsum building materials.....	13	710102	12/93	363.637	360.671	366.491	366.491	366.787
Other gypsum products.....	13	710116	12/99	245.245	245.245	251.700	251.700	251.700
Glass containers.....	13	8		284.748	282.674	283.224	283.502	294.484
Glass containers.....	13	81		284.748	282.674	283.224	283.502	294.484
Glass containers (including value of packaging).....	13	8101		284.748	282.674	283.224	283.502	294.484
Glass containers (including value of packaging).....	13	810104	06/95	217.781	216.195	216.615	216.828	225.227
Other nonmetallic minerals.....	13	9		332.621	326.375	326.316	327.564	328.561
Insulation materials.....	13	92		277.972	278.030	279.649	284.034	284.186
Mineral wool for thermal and acoustical envelope insulation.....	13	9201		267.713	266.866	268.892	276.603	276.005
Mineral wool for thermal and acoustical envelope insulation.....	13	920105	06/07	203.992	203.347	204.890	210.766	210.310
Mineral wool for industrial, equipment, and appliance insulation.....	13	9202		247.212	248.445	249.275	248.606	249.716
Mineral wool for industrial, equipment, and appliance insulation.....	13	920201		247.212	248.445	249.275	248.606	249.716
Paving mixtures and blocks.....	13	94		421.511	401.706	396.981	399.581	402.669
Paving mixtures and blocks.....	13	9401		421.511	401.706	396.981	399.581	402.669
Paving mixtures and blocks.....	13	940113	12/03	297.379	283.407	280.073	281.908	284.086
Emulsified asphalt, including liquid additives.....	13	940113A	12/09	157.886	159.465	160.196	161.405	162.522
Other liquid asphalt and tar paving materials, including cut-backs.....	13	940113B	12/09	189.554	189.996	184.787	189.224	189.224
Asphalt and tar paving mixtures (excluding liquid).....	13	940113C	12/09	164.527	144.941	140.130	140.655	142.092
Cut stone and stone products.....	13	95	12/84	241.034	241.034	241.034	241.034	241.034
Cut stone and stone products.....	13	9501	12/84	241.034	241.034	241.034	241.034	241.034
Dressed dimension granite (including gneiss, syenite, diorite, and cut granite).....	13	950111	12/84	238.179	238.179	238.179	238.179	238.179
Dressed dimension limestone (including dolomite, travertine, calcareous, tufa, & cut limestone).....	13	950121	12/84	219.458	219.458	219.458	219.458	219.458
Dressed dimension marble and other stone.....	13	950151	12/04	159.695	159.695	159.695	159.695	159.695
Gaskets, packing, and sealing devices.....	13	98	12/85	247.523	247.523	250.847	250.853	251.568

See footnotes at end of table.

Table 9. Producer price indexes for commodity and service groupings and individual items, not seasonally adjusted — Continued
 [July 2024, Index base 1982=100, unless otherwise indicated]

Title	Commodity code		Other index base	Unadjusted index ¹				
	Group code	Item code		Mar. 2024	Apr. 2024 ^P	May 2024 ^P	June 2024 ^P	July 2024 ^P
Gaskets and gasketing material.....	13	9801	12/85	268.831	268.831	274.886	274.896	276.081
Nonmetallic gaskets and gasketing.....	13	980111	12/90	241.290	241.290	241.401	241.418	243.315
Metallic gaskets and machined seals.....	13	980112	12/90	211.689	211.689	222.417	222.417	222.417
Packing and sealing.....	13	9802	12/85	234.458	234.458	234.458	234.458	234.610
Molded packing and sealing devices.....	13	980212	12/90	199.812	199.812	199.812	199.812	200.094
Rotary oil seals.....	13	980214	12/90	193.749	193.749	193.749	193.749	193.749
Nonmetallic minerals and products, n.e.c.....	13	99	06/82	314.251	311.868	313.439	312.437	312.303
Clay and stone mining and quarrying.....	13	9902	06/84	328.428	324.141	323.166	321.364	321.123
Ground or treated minerals and earths.....	13	990209	06/85	304.886	309.937	311.185	309.568	308.025
Treated lightweight aggregate and crushed slag, minerals and earths.....	13	9902094	12/14	157.704	161.653	162.584	161.738	162.653
Other minerals and earths, treated.....	13	9902096	12/14	90.799	91.656	91.671	91.039	89.465
Dimension stone mining and quarrying.....	13	990211	06/85	360.320	360.320	360.320	360.320	360.320
Clay, excluding kaolin and ball clay.....	13	990214	06/90	239.134	241.171	240.110	238.804	242.391
Bentonite.....	13	990214C	12/07	161.008	161.008	162.317	162.698	164.126
All other nonmetallic minerals, including talc and gypsum.....	13	990299	06/85	456.006	386.391	372.463	368.045	368.918
All other nonmetallic mineral products.....	13	9903	12/85	243.333	243.333	247.239	247.239	247.239
Other nonmetallic mineral products.....	13	990319	12/11	115.639	115.639	118.371	118.371	118.371
Transportation equipment.....	14	—		206.427	206.614	206.544	206.683	207.205
Motor vehicles and equipment.....	14	1		170.668	170.643	170.437	170.438	170.829
Motor vehicles.....	14	11		172.486	172.262	171.937	171.782	172.041
Passenger cars and chassis.....	14	1101		138.255	138.315	138.277	138.335	138.278
Passenger cars and chassis.....	14	110131	06/82	137.972	138.032	137.995	138.052	137.995
Motorcycles, including three-wheel motorbikes, motorscooters, mopeds, and parts.....	14	1104		208.215	208.215	208.215	208.215	208.761
Motorcycles, including three-wheel motorbikes, motorscooters, mopeds, and parts.....	14	110401		224.258	224.258	224.258	224.258	224.846
Trucks, truck tractors, & bus chassis 14,000 lb or less, incl. minivans & suvs.....	14	1105		201.733	201.350	200.811	200.542	200.951
Trucks, truck tractors, & bus chassis 14,000 lb or less, incl. minivans & suvs.....	14	110571	12/82	194.097	193.729	193.210	192.952	193.345
Trucks, over 14,000 lbs GVW.....	14	1106		249.928	249.980	250.277	250.301	250.387
Trucks, over 14,000 lbs GVW.....	14	110684	12/05	150.874	150.906	151.085	151.100	151.151
Truck, truck tractors, and bus chassis (chassis of own manufacture) 14,001 to 33,000 lbs.....	14	1106841	06/11	121.210	121.282	121.395	121.395	121.513
Buses, including military and firefighting vehicles (chassis of own manufacture).....	14	1106843	06/11	148.020	148.020	148.217	148.239	148.239
Motor vehicle parts.....	14	12		142.127	142.307	142.261	142.413	142.719
Motor vehicle parts.....	14	1205	12/03	127.361	127.522	127.482	127.618	127.892
Gasoline engines and engine parts, excl. carburetors, pistons, and valves.....	14	120501	12/03	133.374	133.372	133.326	133.255	133.106
Motor vehicle steering and suspension parts.....	14	120502	12/03	111.430	111.922	111.496	111.478	112.132
Motor vehicle transmission and power train.....	14	120503	12/03	124.179	124.560	124.524	124.784	125.143
Motor vehicle drive train components, except wheels and brakes, new.....	14	1205031	12/11	114.530	114.900	114.865	115.118	115.467
Motor vehicle transmissions except auxiliary and parts, new.....	14	12050310	06/12	116.313	116.219	116.219	116.908	116.371
Parts for manual and automatic transmissions, new.....	14	12050313	12/11	125.274	125.255	125.295	125.327	126.268
Other motor vehicle drive train components, except wheels and brakes, new.....	14	12050315	12/11	103.905	104.635	104.455	104.455	104.323
Motor vehicle drive train components, rebuilt.....	14	1205033	12/11	140.018	140.019	140.019	140.031	140.030
Motor vehicle brake systems.....	14	120504	12/03	150.145	147.974	148.494	148.629	147.493
Motor vehicle brake parts and assemblies, new.....	14	1205041	12/11	137.041	134.871	135.589	135.724	134.686
Motor vehicle drum brake assemblies and parts, new.....	14	1205041A	12/11	168.626	165.982	166.941	167.182	—
Other motor vehicle brake parts and assemblies, new.....	14	1205041B	12/11	121.416	121.579	122.596	122.758	122.337
Motor vehicle disc brake assemblies and parts, new.....	14	1205041C	12/11	144.607	138.522	138.522	138.522	136.984
Filters for internal combustion engines and motor vehicles.....	14	120505	12/03	163.166	163.166	163.712	—	—
Other motor vehicle parts.....	14	120508	12/03	118.330	118.321	118.469	118.461	119.425
Vehicle seating and interior trim.....	14	120511	06/04	114.818	115.050	114.401	114.485	114.728
Automobile trimmings.....	14	1205111	06/09	92.746	93.274	92.053	92.053	92.481
Seats for public conveyance and aircraft.....	14	1205113	06/09	120.407	120.471	120.592	120.806	120.792
Carburetors, pistons, piston rings, and valves.....	14	120513		219.255	219.255	219.263	223.192	223.192
Motor vehicle electrical and electronic equipment.....	14	120514		143.456	143.898	143.903	143.963	143.938
Vehicular lighting equipment.....	14	1205141		156.408	156.179	156.179	156.314	155.887
Other motor vehicle electrical and electronic equipment.....	14	1205142		145.407	146.033	146.039	146.083	146.158
Battery charging alternators, generators, and regulators.....	14	12051422	06/00	108.700	109.203	109.257	109.653	110.303
Parts for electrical and electronic engine equipment.....	14	12051424	06/00	98.578	104.582	104.582	104.582	104.582
All other miscellaneous non-engine electrical and electronic equipment.....	14	12051425	12/03	119.958	120.029	120.029	120.012	120.012
All other miscellaneous complete engine electrical equipment, including spark plugs.....	14	12051426	06/00	116.783	116.797	116.797	116.797	116.797

See footnotes at end of table.

Table 9. Producer price indexes for commodity and service groupings and individual items, not seasonally adjusted — Continued
 [July 2024, Index base 1982=100, unless otherwise indicated]

Title	Commodity code		Other index base	Unadjusted index ¹				
	Group code	Item code		Mar. 2024	Apr. 2024 ^P	May 2024 ^P	June 2024 ^P	July 2024 ^P
Truck and bus bodies.....	14	13	12/82	347.509	348.076	347.133	347.210	351.901
Truck and bus bodies sold separately.....	14	1301	12/82	356.043	356.819	355.314	355.288	361.473
Other truck and vehicle bodies, sold separately.....	14	13015	12/08	156.125	156.592	155.671	155.707	159.495
Dump truck bodies, sold separately.....	14	130151	12/08	181.213	183.501	183.501	183.675	—
All other truck and vehicle bodies, sold separately.....	14	130152	12/08	154.180	154.180	152.821	152.821	156.320
Service truck bodies, sold separately.....	14	130153	09/15	143.149	143.149	143.055	143.063	147.869
Complete vehicles on purchased chassis.....	14	1302	12/82	331.238	331.279	331.762	332.107	333.040
Buses and firefighting vehicles, complete, produced on purchased chassis.....	14	13027	12/08	129.343	129.343	129.636	129.929	129.929
Buses and firefighting vehicles, complete, produced on purchased chassis.....	14	130275	12/08	129.343	129.343	129.636	129.929	129.929
Other trucks and vehicles, complete, produced on purchased chassis, except upfitting trucks.....	14	130294	09/15	149.679	149.745	150.086	150.204	151.711
Truck trailers.....	14	14		327.531	326.333	326.178	325.932	327.200
Truck trailers.....	14	1406	12/86	317.516	316.355	316.204	315.966	317.195
Truck trailers and chassis, axle rating 10,000 lb or more.....	14	140602	12/86	308.101	306.866	306.706	306.453	307.760
Truck trailers and chassis, axle rating less than 10,000 lb.....	14	140603	12/11	214.161	214.161	214.161	214.161	214.161
Motor homes, built on purchased chassis.....	14	15	06/84	217.922	218.283	218.283	218.283	218.283
Motor homes, built on purchased chassis.....	14	1501	06/84	217.922	218.283	218.283	218.283	218.283
Motor homes, built on purchased chassis.....	14	150101	06/84	217.922	218.283	218.283	218.283	218.283
Travel trailers and campers.....	14	16	06/84	299.142	299.142	298.759	299.051	299.701
Travel trailers.....	14	1601	06/84	285.419	285.419	284.969	285.312	286.076
Travel trailers.....	14	160101	06/84	285.419	285.419	284.969	285.312	286.076
Conventional travel trailers.....	14	1601016	12/11	169.971	169.971	169.766	169.859	170.582
Camping trailers, campers, pick-up covers, and parts.....	14	1602	06/84	342.412	342.412	342.412	342.412	342.412
Camping trailers, campers, pick-up covers, and parts.....	14	160201	06/84	342.412	342.412	342.412	342.412	342.412
Other parts and components, excluding appliances and furnishings.....	14	1602013	12/11	200.368	200.368	200.368	200.368	200.368
Truck campers, caps, box covers, and fold-down camping trailers.....	14	1602014	06/14	146.909	146.909	146.909	146.909	146.909
Aircraft and aircraft equipment.....	14	2		316.276	317.417	317.864	318.535	319.447
Aircraft.....	14	21		353.871	354.436	355.066	355.699	356.802
Civilian aircraft.....	14	2102	12/85	339.524	340.291	341.145	341.601	342.449
Civilian aircraft.....	14	210206	12/03	183.839	184.254	184.717	184.963	185.423
Military aircraft.....	14	2104	06/13	112.014	112.014	112.014	—	—
Military aircraft.....	14	210401	06/13	112.014	112.014	112.014	—	—
Aircraft engine and engine parts.....	14	23	12/85	259.164	259.631	260.029	260.587	261.038
Aircraft engine and engine parts.....	14	2301	12/85	259.164	259.631	260.029	260.587	261.038
Aircraft engine and engine parts.....	14	230101	12/85	259.164	259.631	260.029	260.587	261.038
Aeronautical services on aircraft engines.....	14	2301015	12/11	165.447	165.447	165.447	165.447	165.447
Aircraft engine parts and accessories.....	14	2301017	12/11	122.562	123.103	123.563	123.828	124.133
Parts and accessories for military aircraft engines.....	14	23010175	12/11	127.079	127.210	128.596	128.596	128.972
Parts and accessories for civilian aircraft engines.....	14	23010177	12/11	122.481	123.222	123.260	123.653	123.929
Other aircraft parts and equipment.....	14	25	06/85	211.250	213.811	213.822	214.501	215.168
Other aircraft parts and equipment.....	14	2501	06/85	211.250	213.811	213.822	214.501	215.168
Aircraft propellers and helicopter rotors.....	14	250102	06/08	162.368	163.324	163.324	163.400	163.692
Aircraft parts and auxiliary equipment.....	14	250103	06/08	126.637	128.243	128.250	128.686	129.101
Aircraft landing gear for civilian and military aircraft.....	14	2501032	06/08	196.688	196.688	196.927	196.927	196.927
Other aircraft subassemblies and parts for military aircraft.....	14	2501033	06/08	128.546	128.546	128.546	128.546	128.683
Other aircraft subassemblies and parts for civilian aircraft.....	14	2501034	06/08	116.922	118.787	118.787	119.293	119.443
Ships and boats.....	14	3		310.908	311.143	311.685	312.527	314.540
Ships.....	14	31	12/85	253.880	253.909	254.316	254.967	255.288
Military self-propelled ships, new construction.....	14	3102	06/96	150.361	150.386	150.669	150.828	151.052
Military self-propelled ships, new construction.....	14	310201	06/96	150.361	150.386	150.669	150.828	151.052
Nonmilitary self-propelled ships, new construction.....	14	3103	06/96	278.281	278.281	278.281	281.400	281.400
Nonmilitary self-propelled ships, new construction.....	14	310301	12/85	424.743	424.743	424.743	429.504	429.504
Boats.....	14	32		358.565	359.135	359.824	360.862	365.605
Outboard motorboats, including commercial and military (except sailboats and lifeboats).....	14	3201		409.503	410.322	411.264	411.948	417.985
Outboard motorboats, wood or metal, incl. comm. and military (exc. sailboats and lifeboats).....	14	320107	06/11	175.546	176.422	176.596	176.771	177.559
Outboard motorboats, plastics/fiberglass, incl. comm. and mil. (exc. sailboats and lifeboats).....	14	320108	06/11	173.562	173.634	174.153	174.505	178.008
Inboard motorboats, including commercial and military (except sailboats and lifeboats).....	14	3202		368.698	371.225	371.225	371.225	380.013
Inboard cabin cruisers, including commercial and military (except sailboats and lifeboats).....	14	320206	12/03	191.283	191.583	191.583	191.583	195.027
Other inboard motorboats, including commercial and military (except sailboats and lifeboats).....	14	320207	06/11	152.888	156.092	156.092	156.092	162.114

See footnotes at end of table.

Table 9. Producer price indexes for commodity and service groupings and individual items, not seasonally adjusted — Continued
 [July 2024, Index base 1982=100, unless otherwise indicated]

Title	Commodity code		Other index base	Unadjusted index ¹				
	Group code	Item code		Mar. 2024	Apr. 2024 ^P	May 2024 ^P	June 2024 ^P	July 2024 ^P
Inboard-outdrive boats, including commercial and military (except sailboats and lifeboats).....	14	3203		292.059	290.671	290.953	296.038	296.038
All other inboard-outdrive boats, incl. comm. and military (except sailboats and lifeboats).....	14	320310	12/03	167.038	166.306	166.478	168.600	168.600
All other boats (excluding military and commercial).....	14	3204		294.733	294.733	294.733	294.733	294.733
All other boats (excluding military and commercial).....	14	320406	12/03	166.946	166.946	166.946	166.946	166.946
Railroad equipment.....	14	4		216.661	216.684	217.120	217.120	217.166
Railroad cars and locomotives.....	14	44	05/22	101.389	101.389	101.678	101.678	101.678
Railroad cars and locomotives.....	14	4401	05/22	101.389	101.389	101.678	101.678	101.678
Railroad cars.....	14	440102	12/01	173.239	173.239	174.456	174.456	174.456
Railway maintenance of way equipment and parts.....	14	45	05/22	107.985	108.025	108.025	108.025	108.104
Railway maintenance of way equipment and parts.....	14	4501		216.639	216.719	216.719	216.719	216.876
Air brake and other brake equipment.....	14	450101	12/03	105.715	105.615	105.615	105.615	105.615
Railway maintenance of way & all other railroad and streetcar equipment, parts and accessories.....	14	450102	12/03	—	—	—	—	165.444
Transportation equipment, n.e.c.....	14	9	06/85	201.644	201.644	201.575	201.550	201.554
Transportation equipment, n.e.c.....	14	91	06/85	201.644	201.644	201.575	201.550	201.554
Other transportation equipment, incl. golf carts, vehicle trailers, and all-terrain vehicles.....	14	9111	06/85	201.644	201.644	201.575	201.550	201.554
Automobile and light truck trailers.....	14	9111104	12/92	261.990	261.990	261.990	262.137	262.137
All other miscellaneous transportation equipment, including all-terrain vehicles.....	14	9111105	06/85	158.748	158.747	158.748	158.667	158.672
All-terrain vehicles and parts.....	14	91111051	06/08	116.968	116.968	116.969	116.968	117.008
All other miscellaneous transportation equipment and parts.....	14	91111052	06/08	118.949	118.949	118.949	118.857	118.843
Miscellaneous products.....	15	—		352.856	354.170	358.538	357.870	359.131
Toys, sporting goods, small arms, etc.....	15	1		220.987	220.991	221.022	221.032	221.809
Toys, games, and children's vehicles.....	15	11		181.112	181.049	181.049	181.049	181.049
Toys, games, and children's vehicles.....	15	1101		181.112	181.049	181.049	181.049	181.049
Nonelectronic games and puzzles (excl. toys), and electronic toys (incl. parts).....	15	110152	06/85	148.512	148.512	148.512	148.512	148.512
Nonelectronic games and puzzles, including parts.....	15	1101521	12/07	118.500	118.500	118.500	118.500	118.500
Other nonelectronic toys, including parts.....	15	110154	06/85	205.391	205.391	205.391	205.391	205.391
Models, science & craft kits/supply, & collectors' miniatures.....	15	110155	06/85	285.454	284.802	284.802	284.802	284.802
Sporting and athletic goods.....	15	12		222.274	222.288	222.341	222.362	222.378
Sporting and athletic goods.....	15	1201		222.274	222.288	222.341	222.362	222.378
Golf equipment, excluding apparel and shoes.....	15	120127	12/85	215.946	215.946	215.946	215.946	—
Bicycles, adult tricycles, unicycles and parts.....	15	120182	12/84	160.717	160.786	161.312	161.532	161.772
Playground equipment.....	15	120185	12/98	396.173	396.173	396.173	396.173	396.173
Gymnasium and exercise equipment.....	15	120192	12/98	153.222	153.251	153.251	153.251	153.219
Other sporting and athletic goods.....	15	120193	12/85	179.892	179.892	179.892	179.892	179.892
Small arms and ammunition.....	15	13		318.132	318.132	318.132	318.117	321.495
Small arms.....	15	1301		256.881	256.881	256.881	256.881	256.881
Single barrel shotguns, other small firearms n.e.c., and parts & attachments for small arms.....	15	130128	06/13	107.028	107.028	107.028	107.028	107.028
Small arms ammunition.....	15	1302		436.261	436.261	436.261	436.205	448.820
Small arms cartridges and shells.....	15	130281	06/02	302.662	302.662	302.662	302.612	310.746
Other ammunition products.....	15	130282	12/22	104.814	104.814	104.814	104.814	108.628
Tobacco products, incl. stemmed & redried.....	15	2		1,345.661	1,347.592	1,388.677	1,388.677	1,388.840
Cigarettes, excluding electronic.....	15	21		1,714.848	1,714.848	1,771.492	1,771.492	1,771.492
Cigarettes, excluding electronic.....	15	2101		1,714.848	1,714.848	1,771.492	1,771.492	1,771.492
Cigarettes, excluding electronic.....	15	210105	12/04	329.569	329.569	340.455	340.455	340.455
Stemmed and redried tobacco.....	15	24	06/84	110.906	110.926	110.717	110.717	110.866
Stemmed and redried tobacco.....	15	2402	06/84	109.446	109.465	109.260	109.260	109.407
Stemmed and redried tobacco.....	15	240208	06/99	120.010	120.031	119.806	119.806	119.967
Tobacco, unstemmed leaf, redried before packing.....	15	2402081	12/11	113.975	114.011	113.631	113.631	113.902
Tobacco, stemmed.....	15	2402084	12/11	102.273	102.273	102.273	102.273	—
Other tobacco products.....	15	25	12/05	222.528	225.113	229.311	229.311	229.477
Other tobacco products.....	15	2501	12/05	222.528	225.113	229.311	229.311	229.477
Other tobacco products.....	15	250101	12/05	222.528	225.113	229.311	229.311	229.477
Cigars.....	15	2501011	12/11	133.339	133.666	138.122	138.122	138.122
Chewing and smoking tobacco.....	15	2501014	12/11	195.531	198.336	201.470	201.470	201.659
Notions.....	15	3		269.855	269.855	269.855	269.855	269.855
Fasteners, zippers, buttons, needles, pins, and buckles.....	15	32		276.202	276.202	276.202	276.202	276.202
Fasteners, zippers, buttons, needles, pins, and buckles.....	15	3201		276.202	276.202	276.202	276.202	276.202

See footnotes at end of table.

Table 9. Producer price indexes for commodity and service groupings and individual items, not seasonally adjusted — Continued
 [July 2024, Index base 1982=100, unless otherwise indicated]

Title	Commodity code		Other index base	Unadjusted index ¹				
	Group code	Item code		Mar. 2024	Apr. 2024 ^P	May 2024 ^P	June 2024 ^P	July 2024 ^P
Fasteners, zippers, buttons, needles, pins, and buckles (except precious metal).....	15	320100		276.202	276.202	276.202	276.202	276.202
Photographic equipment and supplies.....	15	4		168.902	173.911	177.007	165.558	170.882
Photographic supplies.....	15	42		196.166	203.749	208.434	191.105	199.164
Photographic supplies.....	15	4206	12/83	192.670	200.118	204.720	187.699	195.615
Photographic supplies.....	15	420601	12/83	192.670	200.118	204.720	187.699	195.615
Prepared photographic chemicals.....	15	4206011	12/07	103.339	103.852	103.852	103.852	103.852
Photographic sensitized film, plates, paper, & cloth.....	15	4206012	12/07	181.555	190.934	196.945	174.714	185.053
Photographic sensitized film, plates, paper, & cloth, silver-halide-type (excl X-ray).....	15	42060121	12/07	—	188.682	195.912	169.804	181.890
Photographic sensitized film, plates, paper & cloth, other than silver-halide-type (incl X-ray).....	15	42060122	12/07	166.486	169.041	168.046	168.629	168.629
Mobile homes.....	15	5		476.367	482.362	484.243	483.752	483.752
Manufactured homes (mobile homes), all sizes (incl. multisection).....	15	53		488.626	494.775	496.704	496.201	496.201
Manufactured mobile homes and nonresidential mobile buildings.....	15	5303	12/86	457.716	463.476	465.284	464.812	464.812
Manufactured homes (mobile homes), all width sizes (incl. multisection).....	15	530301	12/86	457.716	463.476	465.284	464.812	464.812
Medical, surgical & personal aid devices.....	15	6		204.013	204.683	205.053	205.403	205.302
Surgical and medical instruments.....	15	62	06/82	154.644	154.652	154.667	155.108	155.159
Surgical and medical instruments.....	15	6201	06/82	154.644	154.652	154.667	155.108	155.159
Surgical and medical instruments.....	15	620103	06/05	114.538	114.544	114.555	114.881	114.919
Surgical and medical catheters.....	15	6201031	12/11	95.749	95.749	95.905	95.905	96.204
Orthopedic and surgical instruments.....	15	6201033	06/12	119.173	119.193	119.169	119.171	119.171
Other surgical and medical apparatus and instruments, excluding parts.....	15	6201037	06/12	106.928	106.928	106.928	107.821	107.821
Parts for surgical and medical apparatus and instruments.....	15	6201038	06/12	115.276	115.276	115.244	115.240	115.240
Medical and surgical appliances and supplies.....	15	63	06/83	233.306	235.388	236.503	236.586	236.140
Medical and surgical appliances and supplies.....	15	6301	06/83	233.306	235.388	236.503	236.586	236.140
Medical and surgical appliances and supplies.....	15	630104	12/03	128.987	130.137	130.754	130.800	130.553
Artificial joints and limbs.....	15	6301041	12/11	104.510	105.059	107.380	107.040	105.907
Other orthopedic and prosthetic appliances.....	15	6301042	12/11	99.562	99.688	99.585	99.588	99.430
All other surgical and medical items.....	15	6301044	12/11	125.696	127.027	127.340	127.470	127.421
Ophthalmic goods.....	15	64	12/83	182.218	182.218	182.218	182.218	182.218
Ophthalmic goods.....	15	6401	12/83	182.218	182.218	182.218	182.218	182.218
Ophthalmic fronts, temples, and focal and contact lenses.....	15	640107	12/11	—	—	—	131.479	131.479
Other ophthalmic goods and prescription ground eyeglass lenses.....	15	640108	12/11	—	—	—	130.858	130.858
Dental equipment and supplies.....	15	65	06/85	424.850	425.094	425.406	426.525	426.707
Dental equipment and supplies.....	15	6501	06/85	424.850	425.094	425.406	426.525	426.707
Dental equipment and supplies.....	15	650107	12/05	217.245	217.370	217.529	218.102	218.194
Professional dental equipment and supplies.....	15	6501071	12/07	157.962	158.000	158.085	158.432	158.458
Professional dental equipment.....	15	65010713	12/07	164.107	164.122	164.150	164.674	164.675
Professional dental supplies.....	15	65010714	01/23	106.338	106.405	106.562	106.527	106.586
Other industrial safety equipment.....	15	7		337.995	340.233	341.966	342.551	345.405
Personal safety equipment and clothing.....	15	71		337.995	340.233	341.965	342.551	345.404
Personal safety equipment and clothing.....	15	7108	06/04	158.314	159.362	160.174	160.448	161.785
Personal safety equipment and clothing.....	15	710802	06/04	158.314	159.362	160.174	160.448	161.785
Other miscellaneous products.....	15	9		257.566	258.687	261.453	261.091	263.750
Burial caskets.....	15	91		512.392	513.009	513.009	513.009	513.009
Burial caskets.....	15	9101		512.392	513.009	513.009	513.009	513.009
Burial caskets.....	15	910109	12/04	234.814	235.097	235.097	235.097	235.097
Metal burial caskets & coffins, completely lined & trimmed, adult sizes.....	15	9101091	12/11	160.873	161.217	161.217	—	—
Wood burial caskets & coffins, completely lined & trimmed, adult sizes.....	15	9101093	12/11	—	—	—	170.617	170.617
Other burial caskets & coffins, including burial boxes and vaults (except concrete and stone).....	15	9101095	12/11	—	—	—	159.734	159.734
Musical instruments.....	15	93		292.416	293.207	295.282	296.335	296.335
Musical instruments.....	15	9301		292.416	293.207	295.282	296.335	296.335
Nonelectronic pianos, organs, and nonelectronic piano and organ parts, excluding benches.....	15	930113	12/09	168.150	168.150	177.728	177.728	—
Other musical instruments and parts.....	15	930117	06/85	272.712	273.555	273.555	274.677	274.677
Other nonelectronic musical instruments.....	15	9301172	12/09	142.235	144.232	144.232	144.232	144.232
Other musical instrument parts & accessories, sold separately, excl. benches & instrument cases.....	15	9301173	12/09	144.071	144.071	144.071	144.071	144.071
Jewelry and jewelry products.....	15	94		273.530	278.026	279.388	278.065	281.723
Jewelry (gold and platinum) and silverware.....	15	9402		301.131	308.196	311.361	306.880	310.057

See footnotes at end of table.

Table 9. Producer price indexes for commodity and service groupings and individual items, not seasonally adjusted — Continued

[July 2024, Index base 1982=100, unless otherwise indicated]

Title	Commodity code		Other index base	Unadjusted index ¹				
	Group code	Item code		Mar. 2024	Apr. 2024 ^P	May 2024 ^P	June 2024 ^P	July 2024 ^P
Jewelry, gold and platinum.....	15	940222	12/11	127.508	130.500	131.840	129.942	131.288
Costume jewelry and novelties.....	15	9404		241.799	241.799	239.206	244.480	244.480
Costume jewelry and novelties.....	15	940415	12/03	166.288	166.288	164.505	168.132	168.132
All other jewelry and personal goods (excluding costume).....	15	9407	06/07	159.617	162.139	162.931	162.865	163.863
All other jewelry and personal goods (excluding costume).....	15	940714	06/07	159.617	162.139	162.931	162.865	163.863
Jewelers' material and lapidary work.....	15	9408	12/08	180.733	182.155	182.618	181.720	194.045
Pens, pencils, and marking devices.....	15	95		227.076	228.831	228.831	228.831	228.831
Pens, markers, mechanical pencils, and associated parts.....	15	9502	12/85	216.940	222.623	222.623	222.623	222.623
Pens, markers, mechanical pencils, and associated parts.....	15	950210	12/85	216.940	222.623	222.623	222.623	222.623
Lead pencils, art goods, office supplies and small office equipment, excluding paper.....	15	9503	12/85	215.688	215.688	215.688	215.688	215.688
Lead pencils, art goods, office supplies and small office equipment, excluding paper.....	15	950307	12/85	215.688	215.688	215.688	215.688	215.688
Marking devices.....	15	9504	12/85	196.270	196.846	196.846	196.846	196.846
Marking devices.....	15	950406	12/05	137.613	138.017	138.017	138.017	138.017
Brooms and brushes.....	15	97		232.293	232.468	232.468	232.574	236.955
Brooms, brushes and mops.....	15	9705	12/85	222.381	222.548	222.548	222.649	226.844
Brooms, mops, and dusters.....	15	970501	12/85	259.793	259.793	259.793	259.793	259.793
Brooms.....	15	9705011	12/11	147.239	147.239	147.239	147.239	147.239
Mops and dusters, including refills.....	15	9705012	12/11	131.770	131.770	131.770	131.770	131.770
Paint and varnish brushes and rollers.....	15	970502	12/85	189.245	189.245	189.245	189.245	189.245
Paint and varnish brushes.....	15	9705021	12/11	127.594	127.594	127.594	127.594	127.594
Paint holders, pads, roller frames, and rollers.....	15	9705022	12/11	112.404	112.404	112.404	112.404	112.404
Other brushes, excl. paint and varnish brushes.....	15	970503	12/85	229.601	229.907	229.907	230.091	237.756
Personal brushes.....	15	9705031	12/11	104.468	-	-	-	-
Brushes, other than personal.....	15	9705032	12/11	146.004	146.004	146.004	146.194	154.050
Miscellaneous products, n.e.c.....	15	9A	12/85	260.746	261.086	265.049	264.720	267.692
Candles.....	15	9A01	12/85	206.455	206.455	206.455	206.455	206.455
Candles.....	15	9A0101	12/85	206.455	206.455	206.455	206.455	206.455
Signs and advertising displays.....	15	9A04	12/85	246.507	247.045	251.932	250.869	251.816
Non-electric signs and displays.....	15	9A0402	12/85	296.399	297.528	301.116	298.886	300.871
All other miscellaneous fabricated products and recyclable materials.....	15	9A09	12/85	295.793	295.794	298.763	299.914	307.910
Other miscellaneous fabricated products.....	15	9A0901	12/85	305.219	305.219	308.541	309.109	318.055
Reproduction of audio and video media and software.....	15	9D	12/03	127.583	128.229	128.824	128.824	128.417
Reproduction of audio and video media and software.....	15	9D01	12/03	127.583	128.229	128.824	128.824	128.417
Services²								
Transportation services.....	30	-	06/09	161.808	161.807	160.604	161.649	161.668
Transportation of freight and mail.....	30	1	06/09	164.901	165.749	166.043	165.696	166.479
Rail transportation of freight and mail.....	30	11	12/08	151.960	153.370	153.631	153.561	154.456
Rail transportation of freight and mail.....	30	1101	12/08	151.960	153.370	153.631	153.561	154.456
Rail transportation of freight and mail.....	30	110101	12/08	151.960	153.370	153.631	153.561	154.456
Truck transportation of freight.....	30	12	06/09	149.942	150.812	151.060	150.624	151.584
Local motor carrying.....	30	1201	06/09	134.938	136.537	136.107	135.646	135.750
Local motor carrying.....	30	120101	06/09	134.938	136.537	136.107	135.646	135.750
Long-distance motor carrying.....	30	1202	06/09	155.505	156.083	156.599	156.175	157.473
Long-distance motor carrying.....	30	120201	06/09	155.505	156.083	156.599	156.175	157.473
Water transportation of freight.....	30	13	06/09	168.116	169.000	171.142	171.445	172.073
Deep sea water transportation of freight.....	30	1301	12/08	153.514	153.889	155.821	157.033	157.224
Deep sea water transportation of freight.....	30	130101	12/08	153.514	153.889	155.821	157.033	157.224
Coastal and intercoastal water transportation of freight.....	30	1302	12/08	143.668	144.474	147.732	148.086	148.594
Coastal and intercoastal water transportation of freight.....	30	130201	12/08	143.668	144.474	147.732	148.086	148.594
Great Lakes-St Lawrence Seaway water transportation of freight.....	30	1303	12/08	147.122	151.143	150.413	149.479	149.965
Great lakes-St Lawrence Seaway water transportation of freight.....	30	130301	12/08	147.122	151.143	150.413	149.479	149.965
Inland waterways transportation of freight.....	30	1304	12/08	123.958	124.530	125.164	124.351	125.323
Inland waterways transportation of freight.....	30	130401	12/08	123.958	124.530	125.164	124.351	125.323
Air transportation of freight.....	30	14	12/08	120.049	122.004	121.471	122.033	120.785
Air transportation of freight.....	30	1401	12/08	120.049	122.004	121.471	122.033	120.785
Air transportation of freight, domestic.....	30	140102	01/16	114.862	114.304	114.321	114.876	113.374
Air transportation of freight, international.....	30	140103	01/16	94.749	99.826	98.639	99.057	98.519
Courier, messenger, and U.S. postal services.....	30	16	06/09	193.605	193.590	193.906	193.437	193.809
U.S. Postal Service.....	30	1601	06/89	301.311	301.311	301.311	301.311	301.311
Mailing services (market dominant services).....	30	160107	12/12	151.214	151.214	151.214	151.214	151.214
First class mail.....	30	1601071	06/89	267.691	267.691	267.691	267.691	267.691
Periodicals mail.....	30	1601072	06/89	363.276	363.276	363.276	363.276	363.276
Standard class mail.....	30	1601073	06/89	348.606	348.606	348.606	348.606	348.606

See footnotes at end of table.

Table 9. Producer price indexes for commodity and service groupings and individual items, not seasonally adjusted — Continued
 [July 2024, Index base 1982=100, unless otherwise indicated]

Title	Commodity code		Other index base	Unadjusted index ¹				
	Group code	Item code		Mar. 2024	Apr. 2024 ^P	May 2024 ^P	June 2024 ^P	July 2024 ^P
Package services mail.....	30	1601074	06/89	336.790	336.790	336.790	336.790	336.790
Special services and fees.....	30	1601075	06/89	360.852	360.852	360.852	360.852	360.852
Shipping services (competitive services).....	30	160108	12/12	178.782	178.782	178.782	178.782	178.782
Courier and messenger services, except air.....	30	1602	04/09	213.088	213.203	214.016	213.900	213.667
Courier and messenger services, except air.....	30	160201	04/09	213.088	213.203	214.016	213.900	213.667
Air mail and package delivery services, excluding by USPS.....	30	1603	04/09	248.494	248.193	248.244	246.025	248.421
Air mail and package delivery services, excluding by USPS.....	30	160301	04/09	248.494	248.193	248.244	246.025	248.421
Pipeline transportation.....	30	17	05/22	107.143	108.722	108.808	108.808	109.579
Pipeline transportation of petroleum products.....	30	1701	12/08	198.514	198.514	198.807	198.807	201.850
Pipeline transportation of crude petroleum.....	30	170101	12/08	211.670	211.670	212.270	212.270	215.787
Pipeline transportation of refined petroleum products.....	30	170102	12/08	183.867	183.867	183.867	183.867	186.429
Pipeline transportation of natural gas.....	30	1702	05/22	100.415	103.113	103.137	103.137	103.188
Pipeline transportation of natural gas.....	30	170201	05/22	100.415	103.113	103.137	103.137	103.188
Transportation of passengers (partial).....	30	2	06/09	151.559	148.353	141.500	147.802	144.940
Rail transportation of passengers.....	30	21	12/08	133.552	133.552	133.552	133.552	133.552
Rail transportation of passengers.....	30	2101	12/08	133.552	133.552	133.552	133.552	133.552
Rail transportation of passengers.....	30	210101	12/08	133.552	133.552	133.552	133.552	133.552
Airline passenger services.....	30	22	12/08	139.845	136.855	130.464	136.342	133.673
Airline passenger services.....	30	2201	12/08	139.845	136.855	130.464	136.342	133.673
Airline passenger services, domestic.....	30	220101	12/08	146.862	143.922	139.223	140.242	137.096
Airline passenger services, international.....	30	220102	12/08	119.464	116.439	106.248	123.381	121.906
Services related to transportation activities.....	31	—	06/09	133.364	134.630	139.724	139.756	139.781
Services related to water transportation.....	31	1	06/09	144.359	144.785	145.219	145.114	145.505
Towing, tugging, docking, and related services.....	31	11	03/09	150.745	152.128	152.841	152.546	153.456
Towing, tugging, docking and related services.....	31	1101	03/09	150.745	152.128	152.841	152.546	153.456
Towing, tugging, docking and related services.....	31	110101	03/09	150.745	152.128	152.841	152.546	153.456
Operation of port waterfront terminals.....	31	12	12/08	171.299	170.644	170.666	170.654	171.106
Operation of port waterfront terminals.....	31	1201	12/08	171.299	170.644	170.666	170.654	171.106
Operation of port waterfront terminals.....	31	120101	12/08	171.299	170.644	170.666	170.654	171.106
Marine cargo handling.....	31	13	12/08	134.035	134.141	134.523	134.523	134.523
Marine cargo handling.....	31	1301	12/08	134.035	134.141	134.523	134.523	134.523
Marine cargo handling.....	31	130101	12/08	134.035	134.141	134.523	134.523	134.523
Services related to air transportation.....	31	2	04/09	146.480	144.660	146.937	148.798	150.503
Other airport operations, excluding aircraft maintenance and repair.....	31	21	04/09	146.480	144.660	146.937	148.798	150.503
Other airport operations, excluding aircraft maintenance and repair.....	31	2101	04/09	146.480	144.660	146.937	148.798	150.503
Other airport operations, excluding aircraft maintenance and repair.....	31	210101	04/09	146.480	144.660	146.937	148.798	150.503
Other services related to transportation activities (partial).....	31	3	06/09	125.224	127.931	135.444	134.802	134.069
Arrangement of freight and cargo.....	31	31	12/08	128.928	133.725	146.372	145.235	143.937
Arrangement of freight and cargo.....	31	3101	12/08	128.928	133.725	146.372	145.235	143.937
Arrangement of freight and cargo.....	31	310101	12/08	128.928	133.725	146.372	145.235	143.937
Freight forwarding.....	31	32	12/08	109.344	109.343	110.125	110.125	110.125
Freight forwarding.....	31	3201	12/08	109.344	109.343	110.125	110.125	110.125
Freight forwarding.....	31	320101	12/08	109.344	109.343	110.125	110.125	110.125
Warehousing, storage, and related services.....	32	—	12/08	142.526	144.668	143.677	139.857	138.806
Warehousing, storage, and related services.....	32	1	12/08	142.526	144.668	143.677	139.857	138.806
Warehousing, storage, and related services.....	32	11	12/08	142.526	144.668	143.677	139.857	138.806
Warehousing, storage, and related services.....	32	1101	12/08	142.526	144.668	143.677	139.857	138.806
Warehousing, storage, and related services.....	32	110101	12/08	142.526	144.668	143.677	139.857	138.806
Publishing sales, excluding software.....	33	—	06/09	148.751	148.888	149.285	150.241	150.782
Book, periodical, and newspaper publishing sales and subscriptions.....	33	1	06/09	158.034	158.196	158.822	160.284	160.510
Sales of books.....	33	11		512.074	512.995	517.165	516.940	518.293
Sales of textbooks.....	33	1101		814.779	819.687	817.272	818.645	817.366
Sales of textbooks.....	33	110101	06/88	520.358	523.493	521.951	522.827	522.010
Sales of technical, scientific, and professional books.....	33	1102		878.994	882.008	882.231	882.392	882.392
Sales of technical, scientific, and professional books.....	33	110201	06/88	686.515	688.870	689.044	689.169	689.169
Sales of religious books.....	33	1103		236.913	228.971	237.492	234.578	234.378
Sales of religious books.....	33	110301	06/88	179.807	173.780	180.246	178.035	177.883
Sales of general adult and juvenile books.....	33	1104		216.062	216.675	222.397	221.950	225.461
Sales of general adult and juvenile books.....	33	110402		216.062	216.675	222.397	221.950	225.461
Sales of general adult books.....	33	1104021	12/22	104.192	104.461	107.409	105.969	106.987
Sales of juvenile books.....	33	1104022	12/22	106.257	106.595	109.150	110.611	113.264
Sales of general reference books.....	33	1105		200.787	200.232	200.863	201.375	198.136

See footnotes at end of table.

Table 9. Producer price indexes for commodity and service groupings and individual items, not seasonally adjusted — Continued

[July 2024, Index base 1982=100, unless otherwise indicated]

Title	Commodity code		Other index base	Unadjusted index ¹				
	Group code	Item code		Mar. 2024	Apr. 2024 ^P	May 2024 ^P	June 2024 ^P	July 2024 ^P
Sales of general reference books.....	33	110501	06/88	170.930	170.457	170.994	171.430	168.673
Sales and subscriptions of periodicals and newspapers.....	33	12	06/09	151.919	151.965	151.975	154.751	154.797
Sales and subscriptions of periodicals.....	33	1201	06/07	110.973	111.027	111.027	111.027	111.083
Sales and subscriptions of periodicals.....	33	120101	06/07	110.973	111.027	111.027	111.027	111.083
Newspaper subscription and single copy sales.....	33	1202		615.203	615.314	615.384	634.274	634.368
Newspaper subscription and single copy sales.....	33	120205		615.203	615.314	615.384	634.274	634.368
Newspaper subscriptions, print and online bundled.....	33	1202051	09/15	213.765	214.207	214.486	214.749	215.126
Newspaper subscriptions, print only.....	33	1202052	09/15	184.092	184.092	184.092	190.265	190.265
Greeting card publishing sales.....	33	3	12/85	240.057	240.137	240.137	240.137	240.137
Greeting card publishing sales.....	33	31	12/85	240.057	240.137	240.137	240.137	240.137
Greeting card publishing sales.....	33	3101	12/85	240.057	240.137	240.137	240.137	240.137
Greeting card publishing sales.....	33	310101	12/85	240.057	240.137	240.137	240.137	240.137
Calendars, yearbooks, and other miscellaneous publishing sales.....	33	4	12/89	223.402	222.926	223.500	221.435	221.050
Calendars, yearbooks, and other miscellaneous publishing sales.....	33	41	12/89	223.402	222.926	223.500	221.435	221.050
Calendars, yearbooks, and other miscellaneous publishing sales.....	33	4101	12/89	223.402	222.926	223.500	221.435	221.050
Calendars, yearbooks, and other miscellaneous publishing sales.....	33	410101	12/89	223.402	222.926	223.500	221.435	221.050
Directory, mailing list, and related compilations publishing sales.....	33	6	12/22	112.080	112.251	112.101	112.350	113.854
Directory, mailing list, and related compilations publishing sales.....	33	61	12/22	112.080	112.251	112.101	112.350	113.854
Directory, mailing list, and related compilations publishing sales.....	33	6101	12/22	112.080	112.251	112.101	112.350	113.854
Directory, mailing list, and related compilations publishing sales.....	33	610101	12/22	112.080	112.251	112.101	112.350	113.854
Software publishing.....	34	—	06/09	98.920	100.074	101.612	100.970	100.891
System software publishing.....	34	1	05/22	105.449	107.376	107.259	106.555	108.338
System software publishing.....	34	11	05/22	105.449	107.376	107.259	106.555	108.338
System software publishing.....	34	1101	05/22	105.449	107.376	107.259	106.555	108.338
System software publishing.....	34	110101	05/22	105.449	107.376	107.259	106.555	108.338
Application software publishing.....	34	2	06/09	109.186	109.686	113.331	112.644	110.486
Application software publishing.....	34	21	06/09	109.186	109.686	113.331	112.644	110.486
Desktop and portable device application software publishing.....	34	2101	12/08	107.494	106.830	105.805	108.069	104.282
Desktop and portable device application software publishing.....	34	210101	12/08	107.494	106.830	105.805	108.069	104.282
Application software publishing, cross-industry, vertical market, utilities, and other.....	34	2103	12/08	116.140	116.844	125.281	124.343	121.791
Application software publishing, cross-industry, vertical market, utilities, and other.....	34	210301	12/08	116.140	116.844	125.281	124.343	121.791
Application software publishing, game software.....	34	2104	12/13	98.657	100.753	100.768	95.378	97.076
Application software publishing, game software.....	34	210401	12/13	98.657	100.753	100.768	95.378	97.076
Network compensation from broadcast and cable television and radio.....	35	—	06/09	159.674	159.674	159.674	160.489	160.489
Affiliate agreements, programming sales, and retransmission fees for cable and broadcast tv.....	35	1	06/09	160.535	160.535	160.535	161.614	161.614
Affiliate agreements, programming sales, and retransmission fees for cable and broadcast tv.....	35	11	06/09	160.535	160.535	160.535	161.614	161.614
Affiliate agreements, programming sales, and retransmission fees for cable and broadcast tv.....	35	1101	12/08	163.514	163.514	163.514	164.612	164.612
Affiliate agreements, programming sales, and retransmission fees for cable and broadcast tv.....	35	110101	12/08	163.514	163.514	163.514	164.612	164.612
Affiliate agreements, programming sales, and retransmission fees for radio.....	35	2	06/09	159.747	159.747	159.747	159.747	159.747
Affiliate agreements, programming sales, and retransmission fees for radio.....	35	21	06/09	159.747	159.747	159.747	159.747	159.747
Affiliate agreements, programming sales, and network compensation for radio.....	35	2101	12/08	159.478	159.478	159.478	159.478	159.478
Affiliate agreements, programming sales, and network compensation for radio.....	35	210101	12/08	159.478	159.478	159.478	159.478	159.478
Advertising space and time sales.....	36	—	06/09	96.933	102.154	102.329	101.792	101.408
Advertising space sales in periodicals, newspapers, directories, and mailing lists.....	36	1	06/09	102.508	102.894	102.445	102.445	102.452
Advertising space sales in periodicals and newspapers.....	36	11	06/09	101.807	102.258	101.734	101.734	101.734
Advertising space sales in periodicals.....	36	1101		471.552	472.885	467.520	467.520	467.520
Advertising space sales in newspapers.....	36	1102		344.535	346.781	347.818	347.818	347.818
Advertising space sales in newspapers, print only.....	36	110203	09/15	82.598	83.136	83.385	83.385	83.385
Advertising space sales in directories and mailing lists.....	36	12	12/08	110.789	110.789	110.789	110.789	110.836
Print advertising space sales in directories and mailing lists.....	36	1201	12/08	110.789	110.789	110.789	110.789	110.836
Print advertising space sales in directories and mailing lists.....	36	120101	12/08	110.789	110.789	110.789	110.789	110.836
Television advertising time sales.....	36	2	06/09	79.749	81.447	81.301	79.740	78.294
Television advertising time sales.....	36	21	06/09	79.749	81.447	81.301	79.740	78.294

See footnotes at end of table.

Table 9. Producer price indexes for commodity and service groupings and individual items, not seasonally adjusted — Continued
 [July 2024, Index base 1982=100, unless otherwise indicated]

Title	Commodity code		Other index base	Unadjusted index ¹				
	Group code	Item code		Mar. 2024	Apr. 2024 ^P	May 2024 ^P	June 2024 ^P	July 2024 ^P
Broadcast and network television advertising time sales.....	36	2101	12/08	76.248	76.575	73.844	75.165	72.443
Broadcast and network television advertising time sales.....	36	210101	12/08	76.248	76.575	73.844	75.165	72.443
Cable network advertising time sales.....	36	2102	12/08	70.422	73.511	75.940	71.483	71.286
Cable network advertising time sales.....	36	210201	12/08	70.422	73.511	75.940	71.483	71.286
Local cable system advertising time sales.....	36	2103	12/08	88.970	88.970	88.970	88.970	88.970
Local cable system advertising time sales.....	36	210301	12/08	88.970	88.970	88.970	88.970	88.970
Radio advertising time sales.....	36	3	03/09	89.006	88.768	93.204	91.652	83.150
Radio advertising time sales.....	36	31	03/09	89.006	88.768	93.204	91.652	83.150
Radio advertising time sales.....	36	3101	03/09	89.006	88.768	93.204	91.652	83.150
Radio advertising time sales.....	36	310101	03/09	89.006	88.768	93.204	91.652	83.150
Internet advertising sales.....	36	6	12/22	107.501	116.042	116.054	116.048	116.980
Internet advertising sales.....	36	61	12/22	107.501	116.042	116.054	116.048	116.980
Internet advertising sales.....	36	6101	12/22	107.501	116.042	116.054	116.048	116.980
Internet advertising sales.....	36	610101	12/22	107.501	116.042	116.054	116.048	116.980
Telecommunication, cable, and internet user services.....	37	—	06/09	113.668	115.047	115.671	115.617	115.864
Wired telephone services.....	37	1	06/09	125.812	127.707	128.913	128.826	129.030
Residential wired telephone services.....	37	11	06/09	161.890	164.936	165.898	165.504	165.347
Local residential wired telephone service.....	37	1101	12/08	160.719	163.329	163.327	162.796	162.767
Local residential wired telephone service.....	37	110101	12/08	160.719	163.329	163.327	162.796	162.767
Long distance residential wired telephone service.....	37	1102	03/09	164.569	168.476	170.981	170.539	170.143
Long distance residential wired telephone service.....	37	110201	03/09	164.569	168.476	170.981	170.539	170.143
All-distance residential wired telephone service.....	37	1103	12/11	159.625	159.801	161.895	167.481	167.906
All-distance residential wired telephone service.....	37	110301	12/11	159.625	159.801	161.895	167.481	167.906
Business wired telephone services.....	37	12	06/09	106.429	108.008	109.157	109.069	109.591
Local business wired telephone service.....	37	1201	12/08	129.197	131.325	131.132	129.867	129.523
Local business wired telephone service.....	37	120101	12/08	129.197	131.325	131.132	129.867	129.523
Long distance business wired telephone and other toll service.....	37	1202	04/09	97.374	97.675	100.066	101.798	104.432
Long distance business wired telephone and other toll service.....	37	120201	04/09	104.485	104.808	107.373	109.232	112.059
Private line wired telephone service.....	37	1204	12/11	104.714	106.885	107.958	107.316	106.996
Private line wired telephone service.....	37	120401	12/11	104.714	106.885	107.958	107.316	106.996
All-distance business wired telephone service (partial).....	37	1205	05/22	102.034	101.746	101.047	100.618	100.627
All-distance business wired telephone service.....	37	120501	05/22	102.034	101.746	101.047	100.618	100.627
Other telephone services.....	37	13	12/08	105.356	105.758	107.446	108.038	107.550
Other wired telephone services.....	37	1301	12/08	105.356	105.758	107.446	108.038	107.550
Other wired telephone services.....	37	130104	12/08	104.676	105.075	106.753	107.340	106.856
Wireless telecommunication services.....	37	2	06/09	66.598	66.604	67.513	67.516	67.510
Cellular phone and other wireless telecommunication services.....	37	21	03/09	65.062	65.068	65.956	65.959	65.953
Cellular phone and other wireless telecommunication services.....	37	2101	03/09	65.062	65.068	65.956	65.959	65.953
Cellular phone and other wireless telecommunication services.....	37	210101	03/09	65.062	65.068	65.956	65.959	65.953
Cable and satellite subscriber services.....	37	3	12/08	172.990	175.096	175.584	176.519	176.705
Cable and satellite subscriber services.....	37	31	12/08	172.990	175.096	175.584	176.519	176.705
Cable and satellite subscriber services.....	37	3101	12/08	172.990	175.096	175.584	176.519	176.705
Cable and satellite subscriber services.....	37	310101	12/08	172.990	175.096	175.584	176.519	176.705
Internet access services.....	37	4	03/09	91.985	92.102	92.239	92.186	92.097
Internet access services.....	37	41	03/09	91.985	92.102	92.239	92.186	92.097
Residential Internet access services.....	37	4102	12/11	90.027	90.151	90.266	90.077	89.760
Residential Internet access services.....	37	410201	12/11	90.027	90.151	90.266	90.077	89.760
Business Internet access services.....	37	4103	12/11	98.554	98.652	98.849	99.170	99.701
Business Internet access services.....	37	410301	12/11	98.554	98.652	98.849	99.170	99.701
Bundled wired telecommunications access services.....	37	5	12/11	130.645	134.592	133.877	133.427	134.356
Bundled wired telecommunications access services.....	37	51	12/11	130.645	134.592	133.877	133.427	134.356
Bundled wired telecommunications access services.....	37	5101	12/11	130.645	134.592	133.877	133.427	134.356
Bundled wired telecommunications access services.....	37	510101	12/11	130.645	134.592	133.877	133.427	134.356
Data processing and related services.....	38	—	06/09	107.047	107.523	107.994	107.495	107.748
Data processing and related services.....	38	1	06/09	107.047	107.523	107.994	107.495	107.748
Data processing and related services.....	38	11	06/09	107.047	107.523	107.994	107.495	107.748
Hosting, ASP and other IT infrastructure provisioning services.....	38	1101	12/08	112.914	113.701	114.456	113.628	114.061
Hosting, ASP and other IT infrastructure provisioning services.....	38	110101	12/08	112.914	113.701	114.456	113.628	114.061
Business process management services (partial).....	38	1102	12/08	96.924	96.924	97.004	97.004	97.004
Business process management services (partial).....	38	110201	12/08	96.924	96.924	97.004	97.004	97.004
Data management, information transformation and other services.....	38	1103	12/08	99.586	99.593	99.593	99.593	99.554
Data management, information transformation and other services.....	38	110301	12/08	99.586	99.593	99.593	99.593	99.554

See footnotes at end of table.

Table 9. Producer price indexes for commodity and service groupings and individual items, not seasonally adjusted — Continued
 [July 2024, Index base 1982=100, unless otherwise indicated]

Title	Commodity code		Other index base	Unadjusted index ¹				
	Group code	Item code		Mar. 2024	Apr. 2024 ^P	May 2024 ^P	June 2024 ^P	July 2024 ^P
Credit intermediation services (partial).....	39	—	06/09	124.053	125.737	123.488	124.609	121.898
Loan services (partial).....	39	1	06/09	205.018	209.851	203.760	202.287	195.171
Business loans (partial).....	39	11	04/09	390.844	399.368	385.301	393.158	377.404
Business loans (partial).....	39	1101	04/09	390.844	399.368	385.301	393.158	377.404
Business loans (partial).....	39	110101	04/09	390.844	399.368	385.301	393.158	377.404
Consumer loans (partial).....	39	12	06/09	134.722	138.704	136.900	125.022	122.813
Residential real estate loans (partial).....	39	1201	04/09	164.339	168.597	167.488	148.473	146.455
Residential real estate loans, except home equity (partial).....	39	120101	04/09	140.967	145.251	147.627	122.783	121.897
Home equity loans (partial).....	39	120102	04/09	419.044	426.046	402.907	406.511	396.207
Vehicle loans (partial).....	39	1202	04/09	57.348	60.994	57.822	59.481	56.429
Vehicle loans (partial).....	39	120201	04/09	57.348	60.994	57.822	59.481	56.429
Credit cards, overdraft credit, and related plans (partial).....	39	1203	04/09	201.166	207.213	200.839	208.228	204.538
Credit cards, overdraft credit, and related plans (partial).....	39	120301	04/09	201.166	207.213	200.839	208.228	204.538
Other loans and loan services (partial).....	39	13	04/09	106.573	108.597	105.873	107.605	102.649
Other loans and loan services (partial).....	39	1301	04/09	106.573	108.597	105.873	107.605	102.649
Other loans and loan services (partial).....	39	130101	04/09	106.573	108.597	105.873	107.605	102.649
Deposit services (partial).....	39	2	04/09	78.270	78.137	78.452	82.134	82.424
Deposit services (partial).....	39	21	04/09	78.270	78.137	78.452	82.134	82.424
Deposit services (partial).....	39	2101	04/09	78.270	78.137	78.452	82.134	82.424
Deposit services (partial).....	39	210101	04/09	78.270	78.137	78.452	82.134	82.424
Other credit intermediation services, including trust services (partial).....	39	3	04/09	98.937	95.604	96.365	96.381	96.444
Other credit intermediation services, including trust services (partial).....	39	31	04/09	98.937	95.604	96.365	96.381	96.444
Other credit intermediation services, including trust services (partial).....	39	3101	04/09	98.937	95.604	96.365	96.381	96.444
Other credit intermediation services, including trust services (partial).....	39	310101	04/09	98.937	95.604	96.365	96.381	96.444
Investment services.....	40	—	06/09	240.194	243.919	243.373	246.159	250.838
Securities brokerage, dealing, investment advice, and related services.....	40	1	06/09	227.072	226.947	226.432	229.870	234.047
Securities brokerage, dealing, investment advice, and related services.....	40	11	06/09	227.072	226.947	226.432	229.870	234.047
Securities brokerage, dealing, and investment advice.....	40	1101	12/08	111.781	111.673	111.193	113.697	116.359
Securities brokerage, dealing, and investment advice.....	40	110101	12/08	111.781	111.673	111.193	113.697	116.359
Securities brokerage and dealing related services (partial).....	40	1102	12/08	774.717	774.887	776.063	777.289	783.696
Securities brokerage and dealing related services.....	40	110201	12/08	774.717	774.887	776.063	777.289	783.696
Portfolio management.....	40	2	12/08	276.522	288.055	286.055	287.887	294.455
Portfolio management.....	40	21	12/08	276.522	288.055	286.055	287.887	294.455
Portfolio management.....	40	2101	12/08	276.522	288.055	286.055	287.887	294.455
Portfolio management.....	40	210101	12/08	276.522	288.055	286.055	287.887	294.455
Investment banking.....	40	3	12/08	269.128	268.055	272.168	275.680	278.182
Investment banking.....	40	31	12/08	269.128	268.055	272.168	275.680	278.182
Investment banking.....	40	3101	12/08	269.128	268.055	272.168	275.680	278.182
Investment banking.....	40	310101	12/08	269.128	268.055	272.168	275.680	278.182
Insurance and annuities.....	41	—	06/09	134.679	134.931	135.519	135.653	135.784
Insurance.....	41	1	06/09	137.751	137.868	138.511	138.652	138.796
Insurance.....	41	11	06/09	137.751	137.868	138.511	138.652	138.796
Life insurance.....	41	1101	03/09	105.921	105.835	106.145	106.147	106.195
Life insurance.....	41	110101	03/09	105.921	105.835	106.145	106.147	106.195
Disability insurance, including accidental death.....	41	1102	03/09	101.440	101.440	101.440	101.440	101.440
Disability insurance, including accidental death.....	41	110201	03/09	101.440	101.440	101.440	101.440	101.440
Health and medical insurance.....	41	1103	03/09	154.909	154.887	154.933	154.851	154.889
Health and medical insurance.....	41	110301	03/09	154.909	154.887	154.933	154.851	154.889
Property and casualty insurance.....	41	1104	03/09	141.218	141.517	142.662	142.996	143.250
Property and casualty insurance.....	41	110401	03/09	141.218	141.517	142.662	142.996	143.250
Annuities.....	41	2	03/09	114.693	117.247	117.061	117.106	117.054
Annuities.....	41	21	03/09	114.693	117.247	117.061	117.106	117.054
Annuities.....	41	2101	03/09	114.693	117.247	117.061	117.106	117.054
Annuities.....	41	210101	03/09	114.693	117.247	117.061	117.106	117.054
Commissions and fees from sales and administration of insurance policies (partial).....	42	—	06/09	112.072	112.072	112.098	112.098	113.112
Commissions from sales of insurance.....	42	1	06/09	112.072	112.072	112.098	112.098	113.112
Commissions from sales of insurance.....	42	11	06/09	112.072	112.072	112.098	112.098	113.112
Commissions from sales of life insurance and annuities.....	42	1101	06/09	107.028	107.028	107.028	107.028	113.190
Commissions from sales of life insurance and annuities.....	42	110101	06/09	107.028	107.028	107.028	107.028	113.190
Commissions from sales of health and medical insurance.....	42	1102	06/09	110.815	110.815	110.815	110.815	112.055

See footnotes at end of table.

Table 9. Producer price indexes for commodity and service groupings and individual items, not seasonally adjusted — Continued
 [July 2024, Index base 1982=100, unless otherwise indicated]

Title	Commodity code		Other index base	Unadjusted index ¹				
	Group code	Item code		Mar. 2024	Apr. 2024 ^P	May 2024 ^P	June 2024 ^P	July 2024 ^P
Commissions from sales of health and medical insurance.....	42	110201	06/09	110.815	110.815	110.815	110.815	112.055
Commissions from sales of property and casualty insurance.....	42	1103	06/09	115.803	115.803	115.844	115.844	116.048
Commissions from sales of property and casualty insurance.....	42	110301	06/09	115.803	115.803	115.844	115.844	116.048
Commissions from sales of other insurance.....	42	1104	06/09	100.786	100.786	100.786	100.786	100.786
Commissions from sales of other insurance.....	42	110401	06/09	100.786	100.786	100.786	100.786	100.786
Real estate services (partial).....	43	—	06/09	147.790	148.655	148.443	150.396	152.062
Nonresidential real estate services.....	43	1	06/09	130.706	131.181	130.244	132.310	134.297
Nonresidential real estate rents.....	43	11	06/09	131.257	131.663	130.529	132.812	134.911
Office buildings, gross rents.....	43	1101	12/08	135.045	134.644	133.708	133.179	134.817
Office buildings, gross rents.....	43	110101	12/08	135.045	134.644	133.708	133.179	134.817
Retail properties, gross rents.....	43	1102	04/09	119.446	121.461	120.515	125.053	128.558
Retail properties, gross rents.....	43	110201	04/09	119.446	121.461	120.515	125.053	128.558
Industrial buildings, gross rents.....	43	1103	04/09	121.227	121.352	121.390	121.517	122.035
Industrial buildings, gross rents.....	43	110301	04/09	121.227	121.352	121.390	121.517	122.035
Self-service storage and miniwarehouses, gross rents.....	43	1104	12/08	172.962	171.696	166.274	165.723	165.528
Self-service storage and miniwarehouses, gross rents.....	43	110401	12/08	172.962	171.696	166.274	165.723	165.528
Other nonresidential buildings, gross rents.....	43	1105	12/08	117.364	116.932	116.586	121.974	123.746
Other nonresidential buildings, gross rents.....	43	110501	12/08	117.364	116.932	116.586	121.974	123.746
Nonresidential property sales and leases including land, brokerage fees and commissions.....	43	12	12/08	136.832	137.270	137.006	136.466	138.746
Nonresidential property sales and leases including land, brokerage fees and commissions.....	43	1201	12/08	136.832	137.270	137.006	136.466	138.746
Nonresidential property sales and leases including land, brokerage fees and commissions.....	43	120101	12/08	136.832	137.270	137.006	136.466	138.746
Nonresidential property management fees.....	43	13	12/08	105.812	106.715	106.592	109.221	109.985
Nonresidential property management fees.....	43	1301	12/08	105.812	106.715	106.592	109.221	109.985
Nonresidential property management fees.....	43	130101	12/08	105.812	106.715	106.592	109.221	109.985
Residential real estate services (partial).....	43	2	06/09	178.938	180.631	181.904	183.647	184.671
Residential property sales and rental, brokerage fees and commissions.....	43	21	12/08	199.006	201.204	203.064	205.114	206.523
Residential property sales and rental, brokerage fees and commissions.....	43	2101	12/08	199.006	201.204	203.064	205.114	206.523
Residential property sales and rental, brokerage fees and commissions.....	43	210101	12/08	199.006	201.204	203.064	205.114	206.523
Residential property management fees.....	43	22	12/08	132.646	133.213	133.181	134.230	134.396
Residential property management fees.....	43	2201	12/08	132.646	133.213	133.181	134.230	134.396
Residential property management fees.....	43	220101	12/08	132.646	133.213	133.181	134.230	134.396
Real estate appraisal fees.....	43	3	12/08	119.169	119.169	119.445	119.722	119.873
Real estate appraisal fees.....	43	31	12/08	119.169	119.169	119.445	119.722	119.873
Real estate appraisal fees.....	43	3101	12/08	119.169	119.169	119.445	119.722	119.873
Real estate appraisal fees.....	43	310101	12/08	119.169	119.169	119.445	119.722	119.873
Rental and leasing of goods (partial).....	44	—	06/09	108.916	107.808	107.513	111.403	113.536
Passenger car rental.....	44	1	03/09	105.098	101.546	101.521	110.420	116.004
Passenger car rental.....	44	11	03/09	105.098	101.546	101.521	110.420	116.004
Passenger car rental.....	44	1101	03/09	105.098	101.546	101.521	110.420	116.004
Passenger car rental.....	44	110101	03/09	105.098	101.546	101.521	110.420	116.004
Truck, trailer, and RV rental and leasing.....	44	2	06/09	123.695	125.361	125.182	125.356	125.222
Truck, trailer, and RV rental and leasing.....	44	21	06/09	116.210	117.775	117.607	117.770	117.644
Truck, truck trailer and RV rental.....	44	2101	12/08	119.963	122.173	120.869	122.113	121.773
Truck, truck trailer and RV rental.....	44	210101	12/08	119.963	122.173	120.869	122.113	121.773
Truck, truck trailer and RV leasing.....	44	2102	12/08	122.588	123.812	124.446	123.846	123.865
Truck, truck trailer and RV leasing.....	44	210201	12/08	122.588	123.812	124.446	123.846	123.865
Construction, mining, and forestry machinery and equipment rental and leasing.....	44	3	03/09	105.980	105.784	105.075	105.746	105.440
Construction, mining, and forestry machinery and equipment rental and leasing.....	44	31	03/09	105.980	105.784	105.075	105.746	105.440
Construction, mining, and forestry machinery and equipment rental and leasing.....	44	3101	03/09	105.980	105.784	105.075	105.746	105.440
Construction, mining, and forestry machinery and equipment rental and leasing.....	44	310101	03/09	105.980	105.784	105.075	105.746	105.440
Professional services (partial).....	45	—	06/09	144.668	145.840	146.245	145.738	146.074
Legal services.....	45	1	03/09	173.427	176.081	176.442	175.985	176.651
Legal services.....	45	11	03/09	173.427	176.081	176.442	175.985	176.651
Legal services.....	45	1101	03/09	173.427	176.081	176.442	175.985	176.651
Legal services.....	45	110101	03/09	173.427	176.081	176.442	175.985	176.651
Accounting services (partial).....	45	2	06/09	134.861	133.486	134.456	132.436	132.862

See footnotes at end of table.

Table 9. Producer price indexes for commodity and service groupings and individual items, not seasonally adjusted — Continued
 [July 2024, Index base 1982=100, unless otherwise indicated]

Title	Commodity code		Other index base	Unadjusted index ¹				
	Group code	Item code		Mar. 2024	Apr. 2024 ^P	May 2024 ^P	June 2024 ^P	July 2024 ^P
Accounting services, excluding payroll.....	45	21	06/09	134.861	133.486	134.456	132.436	132.862
Financial auditing.....	45	2101	12/08	125.206	124.451	124.544	123.586	123.945
Financial auditing.....	45	210101	12/08	125.206	124.451	124.544	123.586	123.945
Tax preparation and planning.....	45	2102	04/09	134.342	134.662	138.048	133.783	134.091
Tax preparation and planning.....	45	210201	04/09	134.342	134.662	138.048	133.783	134.091
Bookkeeping and compilation.....	45	2103	12/08	149.592	142.903	142.493	142.434	142.898
Bookkeeping and compilation.....	45	210301	12/08	149.592	142.903	142.493	142.434	142.898
Other accounting services, including billing and review (partial).....	45	2104	12/08	128.051	127.371	125.768	124.950	125.729
Other accounting services, including billing and review (partial).....	45	210401	12/08	128.051	127.371	125.768	124.950	125.729
Architectural and engineering services.....	45	3	06/09	135.095	135.757	135.779	135.949	135.644
Architectural services.....	45	31	03/09	114.588	114.865	115.067	115.084	115.548
Architectural services.....	45	3101	03/09	114.588	114.865	115.067	115.084	115.548
Architectural services.....	45	310101	03/09	114.588	114.865	115.067	115.084	115.548
Engineering services.....	45	32	03/09	138.819	139.551	139.541	139.739	139.292
Engineering services.....	45	3201	03/09	138.819	139.551	139.541	139.739	139.292
Engineering services.....	45	320101	03/09	138.819	139.551	139.541	139.739	139.292
Management, scientific, and technical consulting services.....	45	4	06/09	119.637	120.713	121.496	121.276	121.397
Management consulting services.....	45	41	06/09	119.637	120.713	121.496	121.276	121.397
Administrative and general management consulting services.....	45	4101	12/08	142.294	143.094	145.259	144.859	144.935
Administrative and general management consulting services.....	45	410101	12/08	142.294	143.094	145.259	144.859	144.935
Human resources consulting services.....	45	4102	12/08	114.510	114.375	112.495	111.141	111.462
Human resources consulting services.....	45	410201	12/08	114.510	114.375	112.495	111.141	111.462
Marketing consulting services.....	45	4103	12/08	64.832	64.832	64.832	64.832	64.832
Marketing consulting services.....	45	410301	12/08	64.832	64.832	64.832	64.832	64.832
Process, physical distribution, and logistics consulting services.....	45	4104	12/08	121.223	129.134	126.551	127.604	128.293
Process, physical distribution, and logistics consulting services.....	45	410401	12/08	121.223	129.134	126.551	127.604	128.293
Advertising and related services (partial).....	45	5	12/08	118.206	118.215	118.574	118.167	118.167
Advertising agency services.....	45	51	12/08	118.206	118.215	118.574	118.167	118.167
Advertising agency services.....	45	5101	12/08	118.206	118.215	118.574	118.167	118.167
Advertising agency services.....	45	510101	12/08	118.206	118.215	118.574	118.167	118.167
Information technology (IT) technical support and consulting services (partial).....	45	6	12/08	140.142	147.929	146.381	144.838	150.450
Information technology (IT) technical support and consulting services (partial).....	45	61	12/08	140.142	147.929	146.381	144.838	150.450
Information technology (IT) technical support and consulting services (partial).....	45	6101	12/08	140.142	147.929	146.381	144.838	150.450
Information technology (IT) technical support and consulting services (partial).....	45	610101	12/08	140.142	147.929	146.381	144.838	150.450
Employment services.....	46	—	06/09	130.428	129.853	129.836	129.471	129.576
Permanent placement services.....	46	1	03/09	131.208	131.363	132.204	132.090	132.014
Permanent placement services.....	46	11	03/09	131.208	131.363	132.204	132.090	132.014
Employment placement services.....	46	1101	03/09	131.208	131.363	132.204	132.090	132.014
Employment placement services.....	46	110101	03/09	131.208	131.363	132.204	132.090	132.014
Executive search services.....	46	2	12/08	108.072	109.624	107.381	111.034	110.823
Executive search services.....	46	21	12/08	108.072	109.624	107.381	111.034	110.823
Executive search services.....	46	2101	12/08	108.072	109.624	107.381	111.034	110.823
Executive search services.....	46	210101	12/08	108.072	109.624	107.381	111.034	110.823
Staffing services.....	46	3	06/09	130.883	130.238	130.227	129.777	129.894
Temporary help services.....	46	31	03/09	141.601	140.800	140.779	139.898	140.128
Temporary help services.....	46	3101	03/09	141.601	140.800	140.779	139.898	140.128
Temporary help services.....	46	310101	03/09	141.601	140.800	140.779	139.898	140.128
Co-employment staffing services.....	46	32	12/08	120.245	119.760	119.760	119.760	119.760
Co-employment staffing services.....	46	3201	12/08	120.245	119.760	119.760	119.760	119.760
Co-employment staffing services.....	46	320101	12/08	120.245	119.760	119.760	119.760	119.760
Travel arrangement services (partial).....	47	—	06/09	106.260	106.881	107.063	106.436	108.663
Arrangement of flights (partial).....	47	1	06/09	98.759	99.720	99.696	98.648	102.407
Arrangement of international flights.....	47	11	12/08	107.116	109.092	108.998	106.782	111.584
Arrangement of international flights.....	47	1101	12/08	107.116	109.092	108.998	106.782	111.584
Arrangement of international flights.....	47	110101	12/08	107.116	109.092	108.998	106.782	111.584
Arrangement of domestic flights.....	47	12	12/08	80.297	79.903	79.970	80.475	82.620
Arrangement of domestic flights (partial).....	47	1201	12/08	80.297	79.903	79.970	80.475	82.620
Arrangement of domestic flights.....	47	120101	12/08	80.297	79.903	79.970	80.475	82.620

See footnotes at end of table.

Table 9. Producer price indexes for commodity and service groupings and individual items, not seasonally adjusted — Continued
 [July 2024, Index base 1982=100, unless otherwise indicated]

Title	Commodity code		Other index base	Unadjusted index ¹				
	Group code	Item code		Mar. 2024	Apr. 2024 ^P	May 2024 ^P	June 2024 ^P	July 2024 ^P
Arrangement of vehicle rentals and lodging.....	47	2	12/08	106.778	107.945	107.908	107.890	111.795
Arrangement of vehicle rentals and lodging.....	47	21	12/08	106.778	107.945	107.908	107.890	111.795
Arrangement of vehicle rentals and lodging (partial).....	47	2101	12/08	106.778	107.945	107.908	107.890	111.795
Arrangement of vehicle rentals and lodging.....	47	210101	12/08	106.778	107.945	107.908	107.890	111.795
Arrangement of cruises and tours.....	47	3	12/08	109.733	110.041	111.035	110.086	110.219
Arrangement of cruises and tours.....	47	31	12/08	109.733	110.041	111.035	110.086	110.219
Arrangement of cruises and tours.....	47	3101	12/08	109.733	110.041	111.035	110.086	110.219
Arrangement of cruises and tours.....	47	310101	12/08	109.733	110.041	111.035	110.086	110.219
Other travel arrangements (partial).....	47	4	12/08	124.817	124.817	124.817	124.817	125.240
Other travel arrangements (partial).....	47	41	12/08	124.817	124.817	124.817	124.817	125.240
Other travel arrangements (partial).....	47	4101	12/08	124.817	124.817	124.817	124.817	125.240
Other travel arrangements (partial).....	47	410101	12/08	124.817	124.817	124.817	124.817	125.240
Selected security services (partial).....	48	—	03/09	158.951	159.266	159.057	159.812	160.011
Security guard services.....	48	1	03/09	158.951	159.266	159.057	159.812	160.011
Security guard services.....	48	11	03/09	158.951	159.266	159.057	159.812	160.011
Security guard services.....	48	1101	03/09	158.951	159.266	159.057	159.812	160.011
Security guard services.....	48	110101	03/09	158.951	159.266	159.057	159.812	160.011
Cleaning and building maintenance services (partial).....	49	—	03/09	126.273	127.629	128.349	128.475	128.774
Janitorial services.....	49	1	03/09	126.273	127.629	128.349	128.475	128.774
Janitorial services.....	49	11	03/09	126.273	127.629	128.349	128.475	128.774
Janitorial services.....	49	1101	03/09	126.273	127.629	128.349	128.475	128.774
Janitorial services.....	49	110101	03/09	126.273	127.629	128.349	128.475	128.774
Waste collection and remediation services (partial).....	50	—	12/08	173.965	176.025	178.686	177.891	177.189
Waste collection.....	50	1	12/08	173.965	176.025	178.686	177.891	177.189
Solid waste collection.....	50	11	12/08	173.965	176.025	178.686	177.891	177.189
Solid waste collection.....	50	1101	12/08	173.965	176.025	178.686	177.891	177.189
Solid waste collection.....	50	110101	12/08	173.965	176.025	178.686	177.891	177.189
Health care services.....	51	—	06/09	139.580	139.681	140.069	140.226	140.406
Outpatient care (partial).....	51	1	06/09	131.263	131.416	131.749	131.857	131.787
Outpatient care (partial).....	51	11	06/09	131.263	131.416	131.749	131.857	131.787
Physician care.....	51	1101	03/09	118.384	118.348	118.578	118.703	118.533
Medicare patients: physician care.....	51	110102	06/14	105.455	105.453	105.556	105.553	105.429
Medicaid patients: physician care.....	51	110103	06/14	100.018	100.018	101.185	101.185	101.051
Private insurance patients: physician care.....	51	110104	06/14	111.809	111.738	111.821	112.075	111.862
All other patients: physician care.....	51	110105	06/14	115.241	115.245	114.917	114.865	114.863
Medical laboratory and diagnostic imaging center care.....	51	1102	03/09	95.485	95.569	95.569	95.569	95.569
Medical laboratory care.....	51	110201	03/09	90.899	91.022	91.022	91.022	91.022
Medicare patients: medical laboratory care.....	51	1102011	06/14	79.631	79.631	79.631	79.631	79.631
Medicaid patients: medical laboratory care.....	51	1102012	06/14	95.319	95.319	95.319	95.319	95.319
Private insurance patients: medical laboratory care.....	51	1102013	06/14	98.036	98.270	98.270	98.270	98.270
All other patients: medical laboratory care.....	51	1102014	06/14	103.748	103.748	103.748	103.748	103.748
Diagnostic imaging center care.....	51	110202	03/09	103.013	103.013	103.013	103.013	103.013
Medicare and Medicaid patients: diagnostic imaging center care.....	51	1102021	06/14	91.572	91.572	91.572	91.572	91.572
Private insurance and all other patients: diagnostic imaging center care.....	51	1102024	06/14	106.175	106.175	106.175	106.175	106.175
Home health and hospice care.....	51	1103	12/08	129.442	129.262	129.301	129.330	129.330
Home health and hospice care.....	51	110301	12/08	129.442	129.262	129.301	129.330	129.330
Medicare and Medicaid patients: home health and hospice care.....	51	11030101	12/08	122.795	122.799	122.853	122.853	122.853
Medicare patients: home health and hospice care.....	51	110301011	12/08	111.687	111.687	111.687	111.687	111.687
Medicaid patients: home health and hospice care.....	51	110301012	12/08	133.536	133.544	133.645	133.645	133.645
Private insurance and all other patients: home health and hospice care.....	51	11030102	12/08	149.357	148.605	148.605	148.727	148.727
Private insurance patients: home health and hospice care.....	51	110301021	06/14	112.620	112.620	112.620	112.620	112.620
All other patients: home health and hospice care.....	51	110301022	06/14	156.782	155.901	155.901	156.044	156.044
Hospital outpatient care.....	51	1104	12/08	153.487	153.246	153.697	153.805	153.803
Hospital outpatient care.....	51	110401	12/08	153.487	153.246	153.697	153.805	153.803
Hospital outpatient care, general medical & surgical hospitals.....	51	1104011	12/08	153.447	153.193	153.668	153.715	153.713
Medicare patients: hospital outpatient care, general medical and surgical hospitals.....	51	11040111	06/14	117.344	117.445	117.445	117.145	117.145
Medicaid patients: hospital outpatient care, general medical and surgical hospitals.....	51	11040112	06/14	106.555	106.555	106.555	106.107	106.380
Private insurance and all other patients: outpatient care, gen. medical and surgical hospitals.....	51	11040113	06/14	138.176	137.772	138.432	138.716	138.674
Dental care.....	51	1105	06/10	134.069	136.591	137.364	137.524	137.510

See footnotes at end of table.

Table 9. Producer price indexes for commodity and service groupings and individual items, not seasonally adjusted — Continued
 [July 2024, Index base 1982=100, unless otherwise indicated]

Title	Commodity code		Other index base	Unadjusted index ¹				
	Group code	Item code		Mar. 2024	Apr. 2024 ^P	May 2024 ^P	June 2024 ^P	July 2024 ^P
Private insurance patients: dental care.....	51	110502	06/14	122.121	125.941	127.132	127.356	127.356
Private insurance patients: dental visits and consultations.....	51	1105021	06/14	134.297	134.297	137.581	138.408	138.408
Private insurance patients: dental surgical intervention services.....	51	1105022	06/14	115.935	115.935	115.935	115.935	115.935
Private insurance patients: dental non-surgical intervention services.....	51	1105023	06/14	116.181	123.672	123.805	123.689	123.689
Medicare, Medicaid and all other patients: dental care.....	51	110503	06/14	129.009	129.321	129.390	129.435	129.405
Medicare, Medicaid and all other patients: dental visits and consultations.....	51	1105031	06/14	130.504	130.863	130.996	131.095	131.095
Medicare, Medicaid and all other patients: dental surgical intervention services.....	51	1105032	06/14	118.117	118.596	118.596	118.596	118.596
Medicare and Medicaid and all other patients: dental non-surgical intervention services.....	51	1105033	06/14	131.388	131.621	131.668	131.694	131.634
Inpatient care.....	51	2	06/09	152.827	152.837	153.335	153.585	154.263
Inpatient care.....	51	21	06/09	152.827	152.837	153.335	153.585	154.263
Hospital inpatient care.....	51	2101	12/08	154.236	154.188	154.873	155.255	155.673
Hospital inpatient care.....	51	210101	12/08	154.236	154.188	154.873	155.255	155.673
Hospital inpatient care, general medical and surgical hospitals.....	51	2101011	12/08	155.963	155.905	156.670	157.077	157.536
Medicare patients: hospital inpatient care, general medical and surgical hospitals.....	51	21010111	06/14	122.541	122.541	122.541	122.541	122.541
Medicaid patients: hospital inpatient care, general medical and surgical hospitals.....	51	21010112	06/14	118.556	118.556	118.556	118.556	118.977
Private insur. & all other patients: hospital inpatient, general medical and surgical hospitals.....	51	21010113	06/14	145.937	145.827	147.273	148.042	148.764
Private insurance patients: hospital inpatient care, general medical and surgical hospitals.....	51	210101131	06/14	143.383	143.261	144.863	145.715	146.516
All other patients: hospital inpatient care, general medical and surgical hospitals.....	51	210101132	06/14	171.487	171.487	171.487	171.487	171.487
Hospital inpatient care, psychiatric & substance abuse hospitals.....	51	2101012	12/08	132.556	132.424	132.424	132.424	132.143
Hospital inpatient care, specialty hospitals.....	51	2101013	12/08	135.599	135.909	135.301	135.449	135.605
Medicare patients: hospital inpatient care, specialty hospitals.....	51	21010131	06/14	116.542	116.815	116.759	117.172	117.172
Medicaid patients: hospital inpatient care, specialty hospitals.....	51	21010132	06/14	158.907	159.990	158.918	154.695	155.704
Private insurance and all other patients: hospital inpatient care, specialty hospitals.....	51	21010133	06/14	111.970	112.009	111.222	112.389	112.389
Nursing home care.....	51	2102	12/08	149.880	150.115	150.178	150.022	151.649
Nursing home care.....	51	210201	12/08	149.880	150.115	150.178	150.022	151.649
Medicare and Medicaid patients: Nursing home care.....	51	21020101	12/08	148.297	148.684	148.675	148.727	150.681
Medicaid patients: Nursing home care.....	51	210201011	06/12	153.262	153.903	153.888	153.975	157.210
Medicare patients: Nursing home care.....	51	210201012	06/12	122.684	122.684	122.684	122.684	122.684
Private insurance and all other patients: Nursing home care.....	51	21020102	12/08	153.400	153.465	153.631	153.180	154.392
Private insurance patients: Nursing home care.....	51	210201021	06/14	105.795	105.795	105.795	105.795	105.795
All other patients: Nursing home care.....	51	210201022	06/14	138.401	138.471	138.650	138.163	139.474
Intellectual and developmental disability center care.....	51	2103	12/08	204.483	204.406	203.704	203.668	204.530
Intellectual and developmental disability center care.....	51	210301	12/08	204.483	204.406	203.704	203.668	204.530
Medicaid patients: Intellectual and developmental disability center care.....	51	21030101	06/14	157.083	157.008	156.325	156.291	156.722
Medicare, private ins. & all other patients: Intellectual & develop. disability center care.....	51	21030102	06/14	171.734	171.734	171.734	171.734	173.408
Sales of blood and blood products, organs, and tissues.....	51	3	03/09	122.859	122.214	122.017	122.328	122.751
Sales of blood and blood products, organs, and tissues.....	51	31	03/09	122.859	122.214	122.017	122.328	122.751
Sales of blood and blood products, organs, and tissues.....	51	3101	03/09	122.859	122.214	122.017	122.328	122.751
Sales of blood and blood products, organs, and tissues.....	51	310101	03/09	122.859	122.214	122.017	122.328	122.751
Accommodation services.....	53	-	06/09	139.962	141.404	143.206	151.612	151.564
Traveler accommodation services.....	53	1	06/09	139.962	141.404	143.206	151.612	151.564
Traveler accommodation services.....	53	11	06/09	139.962	141.404	143.206	151.612	151.564
Guestroom or unit rental.....	53	1101	03/09	143.799	145.622	147.591	156.759	156.562
Guestroom or unit rental.....	53	110101	03/09	143.799	145.622	147.591	156.759	156.562
Other traveler accommodation services.....	53	1102	03/09	150.556	147.934	148.446	150.980	152.742
Other traveler accommodation services.....	53	110201	03/09	150.556	147.934	148.446	150.980	152.742
Food and beverage for immediate consumption services (partial).....	54	-	06/09	135.311	135.650	134.789	135.444	135.807
Food and beverage for immediate consumption services (partial).....	54	1	06/09	135.311	135.650	134.789	135.444	135.807
Food and nonalcoholic beverages for immediate consumption (partial).....	54	11	04/09	129.093	129.487	128.485	129.232	129.654
Food and nonalcoholic beverages for immediate consumption (partial).....	54	1101	04/09	129.093	129.487	128.485	129.232	129.654
Food and nonalcoholic beverages for immediate consumption (partial).....	54	110101	04/09	129.093	129.487	128.485	129.232	129.654
Alcoholic beverages for immediate consumption (partial).....	54	12	12/08	174.622	174.622	174.632	174.719	174.719
Alcoholic beverages for immediate consumption (partial).....	54	1201	12/08	174.622	174.622	174.632	174.719	174.719
Alcoholic beverages for immediate consumption (partial).....	54	120101	12/08	174.622	174.622	174.632	174.719	174.719
Repair and maintenance services (partial).....	55	-	06/09	159.638	161.218	162.354	162.408	162.455
Commercial and industrial machinery and equipment repair and maintenance.....	55	1	03/09	162.285	164.201	165.696	165.704	165.809

See footnotes at end of table.

Table 9. Producer price indexes for commodity and service groupings and individual items, not seasonally adjusted — Continued
 [July 2024, Index base 1982=100, unless otherwise indicated]

Title	Commodity code		Other index base	Unadjusted index ¹				
	Group code	Item code		Mar. 2024	Apr. 2024 ^P	May 2024 ^P	June 2024 ^P	July 2024 ^P
Commercial and industrial machinery and equipment repair and maintenance.....	55	11	03/09	162.285	164.201	165.696	165.704	165.809
Commercial machinery repair and maintenance.....	55	1101	03/09	162.285	164.201	165.696	165.704	165.809
Commercial machinery repair and maintenance.....	55	110101	03/09	162.285	164.201	165.696	165.704	165.809
Motor vehicle repair and maintenance (partial).....	55	2	12/08	164.534	166.367	167.011	167.126	167.126
Motor vehicle repair and maintenance (partial).....	55	21	12/08	164.534	166.367	167.011	167.126	167.126
Motor vehicle repair and maintenance (partial).....	55	2101	12/08	164.534	166.367	167.011	167.126	167.126
Motor vehicle repair and maintenance (partial).....	55	210101	12/08	164.534	166.367	167.011	167.126	167.126
Ship repair and maintenance.....	55	3	06/09	138.363	138.755	140.935	141.015	141.015
Ship repair and maintenance.....	55	31	06/09	138.363	138.755	140.935	141.015	141.015
Ship repair, military.....	55	3101	12/08	118.561	119.153	119.922	119.922	119.922
Ship repair, military.....	55	310101	12/08	118.561	119.153	119.922	119.922	119.922
Ship repair, nonmilitary.....	55	3102	12/08	186.111	186.111	191.300	191.549	191.549
Ship repair, nonmilitary.....	55	310201	12/08	186.111	186.111	191.300	191.549	191.549
Aircraft repair and maintenance.....	55	4	04/09	155.195	155.913	156.537	156.587	156.587
Aircraft repair and maintenance.....	55	41	04/09	155.195	155.913	156.537	156.587	156.587
Aircraft repair and maintenance.....	55	4101	04/09	155.195	155.913	156.537	156.587	156.587
Aircraft repair and maintenance.....	55	410101	04/09	155.195	155.913	156.537	156.587	156.587
Entertainment services (partial).....	56	—	06/09	131.774	130.011	129.031	126.351	127.515
Membership dues and admissions and recreation facility use fees (partial).....	56	1	06/09	149.847	149.259	145.783	141.295	144.699
Membership dues and admissions and recreation facility use fees (partial).....	56	11	06/09	149.847	149.259	145.783	141.295	144.699
Membership dues.....	56	1101	04/09	135.021	134.992	134.992	128.241	132.876
Membership dues, golf courses and country clubs.....	56	110101	04/09	170.085	169.757	169.757	170.661	172.394
Membership dues, fitness and recreational sports centers.....	56	110102	04/09	114.698	114.809	114.809	104.737	110.567
Admissions and recreational facilities use fees (partial).....	56	1102	12/08	174.892	173.166	162.599	162.985	163.702
Admissions and recreational facilities use fees, golf courses and country clubs.....	56	110201	12/08	135.899	135.111	111.657	119.222	119.870
Admissions and recreational facilities use fees, fitness and recreational sports centers.....	56	110202	12/08	155.754	156.346	156.346	156.291	156.291
Admissions and recreational facilities use fees, amusement and theme parks.....	56	110203	12/08	211.158	207.473	202.752	197.225	198.351
Recreational activity instruction fees (partial).....	56	2	12/08	124.048	124.048	124.048	132.252	132.270
Recreational activity instruction fees (partial).....	56	21	12/08	124.048	124.048	124.048	132.252	132.270
Recreational activity instruction fees (partial).....	56	2101	12/08	124.048	124.048	124.048	132.252	132.270
Recreational activity instruction fees (partial).....	56	210101	12/08	124.048	124.048	124.048	132.252	132.270
Gaming receipts (partial).....	56	3	12/08	114.451	111.044	112.938	111.233	109.851
Gaming receipts (partial).....	56	31	12/08	114.451	111.044	112.938	111.233	109.851
Gaming receipts (partial).....	56	3101	12/08	114.451	111.044	112.938	111.233	109.851
Gaming receipts (partial).....	56	310101	12/08	114.451	111.044	112.938	111.233	109.851
Wholesale trade services.....	57	—	06/09	161.725	163.292	162.900	165.136	163.901
Machinery and equipment and parts and supplies wholesaling.....	57	1	06/09	168.917	174.951	170.953	174.115	171.622
Machinery and equipment and parts and supplies wholesaling.....	57	11	06/09	168.917	174.951	170.953	174.115	171.622
Parts and supplies for machinery and equipment wholesaling.....	57	1102	03/09	196.300	198.531	199.087	193.287	196.148
Parts and supplies for machinery and equipment wholesaling.....	57	110201	03/09	196.300	198.531	199.087	193.287	196.148
Machinery and vehicle wholesaling.....	57	1103	05/19	124.721	132.218	127.442	134.386	128.884
Machinery and vehicle wholesaling.....	57	110301	05/19	124.721	132.218	127.442	134.386	128.884
Professional and commercial equipment wholesaling.....	57	1104	05/19	102.677	103.740	99.480	100.692	102.312
Professional and commercial equipment wholesaling.....	57	110401	05/19	102.677	103.740	99.480	100.692	102.312
Furnishings wholesaling.....	57	2	03/09	137.716	137.874	136.866	138.038	138.038
Furnishings wholesaling.....	57	21	03/09	137.716	137.874	136.866	138.038	138.038
Furnishings wholesaling.....	57	2101	03/09	137.716	137.874	136.866	138.038	138.038
Furnishings wholesaling.....	57	210101	03/09	137.716	137.874	136.866	138.038	138.038
Building materials, paint, and hardware wholesaling.....	57	3	03/09	125.032	127.127	126.499	128.858	128.094
Building materials, paint, and hardware wholesaling.....	57	31	03/09	125.032	127.127	126.499	128.858	128.094
Building materials, paint, and hardware wholesaling.....	57	3101	03/09	125.032	127.127	126.499	128.858	128.094
Building materials, paint, and hardware wholesaling.....	57	310101	03/09	125.032	127.127	126.499	128.858	128.094
Metals, minerals, and ores wholesaling.....	57	4	03/09	277.956	260.738	255.470	248.327	249.757
Metals, minerals, and ores wholesaling.....	57	41	03/09	277.956	260.738	255.470	248.327	249.757
Metals, minerals, and ores wholesaling.....	57	4101	03/09	277.956	260.738	255.470	248.327	249.757
Metals, minerals, and ores wholesaling.....	57	410101	03/09	277.956	260.738	255.470	248.327	249.757
Chemicals and allied products wholesaling.....	57	5	03/09	126.838	126.548	129.085	128.586	131.291

See footnotes at end of table.

Table 9. Producer price indexes for commodity and service groupings and individual items, not seasonally adjusted — Continued
 [July 2024, Index base 1982=100, unless otherwise indicated]

Title	Commodity code		Other index base	Unadjusted index ¹				
	Group code	Item code		Mar. 2024	Apr. 2024 ^P	May 2024 ^P	June 2024 ^P	July 2024 ^P
Chemicals and allied products wholesaling.....	57	51	03/09	126.838	126.548	129.085	128.586	131.291
Chemicals and allied products wholesaling.....	57	5101	03/09	126.838	126.548	129.085	128.586	131.291
Chemicals and allied products wholesaling.....	57	510101	03/09	126.838	126.548	129.085	128.586	131.291
Paper and plastics products wholesaling.....	57	6	03/09	202.163	200.562	198.959	197.866	198.529
Paper and plastics products wholesaling.....	57	61	03/09	202.163	200.562	198.959	197.866	198.529
Paper and plastics products wholesaling.....	57	6101	03/09	202.163	200.562	198.959	197.866	198.529
Paper and plastics products wholesaling.....	57	610101	03/09	202.163	200.562	198.959	197.866	198.529
Apparel wholesaling.....	57	7	03/09	134.970	127.354	128.068	129.127	126.621
Apparel wholesaling.....	57	71	03/09	134.970	127.354	128.068	129.127	126.621
Apparel wholesaling.....	57	7101	03/09	134.970	127.354	128.068	129.127	126.621
Apparel wholesaling.....	57	710101	03/09	134.970	127.354	128.068	129.127	126.621
Food and alcohol wholesaling.....	57	8	06/09	147.892	150.241	149.946	152.319	152.676
Food and alcohol wholesaling.....	57	81	06/09	147.892	150.241	149.946	152.319	152.676
Food wholesaling.....	57	8101	03/09	144.211	146.839	146.665	149.374	149.759
Food wholesaling.....	57	810101	03/09	144.211	146.839	146.665	149.374	149.759
Alcohol wholesaling.....	57	8102	02/09	163.759	163.661	162.435	161.910	162.000
Alcohol wholesaling.....	57	810201	02/09	163.759	163.661	162.435	161.910	162.000
Other commodities wholesaling.....	57	9	03/09	164.009	162.735	166.568	170.410	166.998
Other commodities wholesaling.....	57	91	03/09	164.009	162.735	166.568	170.410	166.998
Other commodities wholesaling.....	57	9101	03/09	164.009	162.735	166.568	170.410	166.998
Other commodities wholesaling.....	57	910101	03/09	164.009	162.735	166.568	170.410	166.998
Retail trade services.....	58	—	06/09	148.973	148.215	150.481	150.517	147.958
Food and alcohol retailing.....	58	1	03/09	179.688	181.489	184.002	183.321	177.146
Food and alcohol retailing.....	58	11	03/09	179.688	181.489	184.002	183.321	177.146
Food retailing.....	58	1102	09/15	144.622	146.368	148.237	147.851	142.806
Food retailing.....	58	110201	09/15	144.622	146.368	148.237	147.851	142.806
Alcohol retailing.....	58	1103	09/15	127.809	127.313	130.017	128.571	124.621
Alcohol retailing.....	58	110301	09/15	127.809	127.313	130.017	128.571	124.621
Health and beauty care retailing, including optical goods.....	58	2	03/09	147.239	147.606	149.837	150.645	150.772
Health and beauty care retailing, including optical goods.....	58	21	03/09	147.239	147.606	149.837	150.645	150.772
Health and beauty care retailing, including optical goods.....	58	2101	03/09	147.239	147.606	149.837	150.645	150.772
Health and beauty care retailing, including optical goods.....	58	210101	03/09	147.239	147.606	149.837	150.645	150.772
Apparel, jewelry, footwear, and accessories retailing.....	58	3	06/09	134.024	131.836	129.583	127.839	124.190
Apparel, jewelry, footwear, and accessories retailing.....	58	31	06/09	134.024	131.836	129.583	127.839	124.190
Apparel, footwear, and accessories retailing.....	58	3101	03/09	129.549	126.238	123.660	121.090	116.851
Apparel, footwear, and accessories retailing.....	58	310101	03/09	129.549	126.238	123.660	121.090	116.851
Jewelry retailing.....	58	3102	03/09	143.369	149.556	150.011	154.451	155.625
Jewelry retailing.....	58	310201	03/09	143.369	149.556	150.011	154.451	155.625
Computer hardware, software, and supplies retailing.....	58	4	03/09	56.943	65.888	67.844	79.026	82.468
Computer hardware, software, and supplies retailing.....	58	41	03/09	56.943	65.888	67.844	79.026	82.468
Computer hardware, software, and supplies retailing.....	58	4101	03/09	56.943	65.888	67.844	79.026	82.468
Computer hardware, software, and supplies retailing.....	58	410101	03/09	56.943	65.888	67.844	79.026	82.468
TV, video, and photographic equipment and supplies retailing.....	58	5	03/09	53.010	52.638	52.493	53.538	53.433
TV, video, and photographic equipment and supplies retailing.....	58	51	03/09	53.010	52.638	52.493	53.538	53.433
TV, video, and photographic equipment and supplies retailing.....	58	5101	03/09	53.010	52.638	52.493	53.538	53.433
TV, video, and photographic equipment and supplies retailing.....	58	510101	03/09	53.010	52.638	52.493	53.538	53.433
Automobiles and automobile parts retailing.....	58	6	06/09	129.885	128.090	131.178	127.925	124.876
Automobiles and automobile parts retailing.....	58	61	06/09	129.885	128.090	131.178	127.925	124.876
Automobile retailing (Partial).....	58	6101	03/09	124.467	123.409	127.507	122.304	117.404
Automobile retailing (Partial).....	58	610101	03/09	124.467	123.409	127.507	122.304	117.404
Automotive parts, including tires, retailing.....	58	6102	03/09	149.440	145.841	146.752	147.845	148.927
Automotive parts, including tires, retailing.....	58	610201	03/09	149.440	145.841	146.752	147.845	148.927
RVs, trailers, and campers retailing.....	58	8	03/09	132.249	120.759	152.366	127.286	139.585
RVs, trailers, and campers retailing.....	58	81	03/09	132.249	120.759	152.366	127.286	139.585
RVs, trailers, and campers retailing.....	58	8101	03/09	132.249	120.759	152.366	127.286	139.585
RVs, trailers, and campers retailing.....	58	810101	03/09	132.249	120.759	152.366	127.286	139.585
Sporting goods, including boats, retailing.....	58	9	03/09	124.212	129.544	126.201	128.362	128.285
Sporting goods, including boats, retailing.....	58	91	03/09	124.212	129.544	126.201	128.362	128.285
Sporting goods, including boats, retailing.....	58	9101	03/09	124.212	129.544	126.201	128.362	128.285
Sporting goods, including boats, retailing.....	58	910101	03/09	124.212	129.544	126.201	128.362	128.285

See footnotes at end of table.

Table 9. Producer price indexes for commodity and service groupings and individual items, not seasonally adjusted — Continued

[July 2024, Index base 1982=100, unless otherwise indicated]

Title	Commodity code		Other index base	Unadjusted index ¹				
	Group code	Item code		Mar. 2024	Apr. 2024 ^P	May 2024 ^P	June 2024 ^P	July 2024 ^P
Lawn, garden, and farm equipment and supplies retailing.....	58	A	03/09	179.233	179.536	180.937	181.730	181.147
Lawn, garden, and farm equipment and supplies retailing.....	58	A1	03/09	179.233	179.536	180.937	181.730	181.147
Lawn, garden, and farm equipment and supplies retailing.....	58	A101	03/09	179.233	179.536	180.937	181.730	181.147
Lawn, garden, and farm equipment and supplies retailing.....	58	A10101	03/09	179.233	179.536	180.937	181.730	181.147
Furniture retailing.....	58	B	03/09	138.690	134.667	132.520	133.740	133.692
Furniture retailing.....	58	B1	03/09	138.690	134.667	132.520	133.740	133.692
Furniture retailing.....	58	B101	03/09	138.690	134.667	132.520	133.740	133.692
Furniture retailing.....	58	B10101	03/09	138.690	134.667	132.520	133.740	133.692
Flooring and floor coverings retailing.....	58	C	03/09	133.580	133.417	136.110	136.250	136.690
Flooring and floor coverings retailing.....	58	C1	03/09	133.580	133.417	136.110	136.250	136.690
Flooring and floor coverings retailing.....	58	C101	03/09	133.580	133.417	136.110	136.250	136.690
Flooring and floor coverings retailing.....	58	C10101	03/09	133.580	133.417	136.110	136.250	136.690
Hardware and building materials and supplies retailing.....	58	D	03/09	176.717	182.511	177.752	178.629	177.483
Hardware and building materials and supplies retailing.....	58	D1	03/09	176.717	182.511	177.752	178.629	177.483
Hardware and building materials and supplies retailing.....	58	D101	03/09	176.717	182.511	177.752	178.629	177.483
Hardware and building materials and supplies retailing.....	58	D10101	03/09	176.717	182.511	177.752	178.629	177.483
Major household appliance retailing.....	58	E	03/09	125.284	127.245	129.409	130.798	128.276
Major household appliance retailing.....	58	E1	03/09	125.284	127.245	129.409	130.798	128.276
Major household appliance retailing.....	58	E101	03/09	125.284	127.245	129.409	130.798	128.276
Major household appliance retailing.....	58	E10101	03/09	125.284	127.245	129.409	130.798	128.276
Fuels and lubricants retailing.....	58	F	06/09	272.349	245.778	277.738	288.948	272.453
Fuels and lubricants retailing.....	58	F1	06/09	272.349	245.778	277.738	288.948	272.453
Automotive fuels and lubricants retailing.....	58	F101	03/09	344.847	304.274	352.004	373.973	350.596
Automotive fuels and lubricants retailing.....	58	F10101	03/09	344.847	304.274	352.004	373.973	350.596
Household fuels retailing.....	58	F102	03/09	180.100	179.812	182.830	170.847	166.155
Household fuels retailing.....	58	F10201	03/09	180.100	179.812	182.830	170.847	166.155
Cleaning supplies and paper products retailing.....	58	G	03/09	208.310	207.286	209.536	209.719	212.203
Cleaning supplies and paper products retailing.....	58	G1	03/09	208.310	207.286	209.536	209.719	212.203
Cleaning supplies and paper products retailing.....	58	G101	03/09	208.310	207.286	209.536	209.719	212.203
Cleaning supplies and paper products retailing.....	58	G10101	03/09	208.310	207.286	209.536	209.719	212.203
Book retailing.....	58	H	03/09	137.799	135.880	135.483	139.857	143.371
Book retailing.....	58	H1	03/09	137.799	135.880	135.483	139.857	143.371
Book retailing.....	58	H101	03/09	137.799	135.880	135.483	139.857	143.371
Book retailing.....	58	H10101	03/09	137.799	135.880	135.483	139.857	143.371
Other merchandise retailing (partial).....	58	I	03/09	144.159	143.456	145.978	145.411	144.028
Other merchandise retailing (partial).....	58	I1	03/09	144.159	143.456	145.978	145.411	144.028
Other merchandise retailing (partial).....	58	I101	03/09	144.159	143.456	145.978	145.411	144.028
Other merchandise retailing (partial).....	58	I10101	03/09	144.159	143.456	145.978	145.411	144.028
Metal treatment services.....	59	—	12/84	240.542	241.189	240.696	240.981	240.596
Metal treatment services.....	59	1	12/84	240.542	241.189	240.696	240.981	240.596
Metal treatment services.....	59	11	12/84	240.542	241.189	240.696	240.981	240.596
Metal plating and polishing.....	59	1101	12/84	255.170	256.096	259.256	259.256	259.256
Metal plating and polishing.....	59	110111	12/84	255.170	256.096	259.256	259.256	259.256
Metal coating and allied services.....	59	1102	12/84	223.198	221.724	221.085	221.605	220.903
Metal coating and allied services.....	59	110222	12/84	223.198	221.724	221.085	221.605	220.903
Metal heat treating.....	59	1103	06/85	230.691	236.117	231.792	231.792	231.792
Metal heat treating.....	59	110349	06/06	182.473	186.765	183.344	183.344	183.344
Mining services.....	60	—	06/85	266.343	269.919	269.821	270.060	269.548
Mining services.....	60	1	06/85	266.343	269.919	269.821	270.060	269.548
Mining services.....	60	11	06/85	266.343	269.919	269.821	270.060	269.548
Support activities for coal mining.....	60	1102	06/85	223.784	226.294	226.048	226.678	229.194
Support activities for coal mining.....	60	110201	06/85	223.784	226.294	226.048	226.678	229.194
Drilling oil and gas wells services.....	60	1103	12/85	402.088	407.322	407.322	407.454	406.368
Drilling oil and gas wells services.....	60	110301	12/85	402.088	407.322	407.322	407.454	406.368
Support activities for oil and gas operations.....	60	1104	12/85	222.429	225.619	225.508	225.753	225.515
Support activities for oil and gas operations.....	60	110401	12/85	222.429	225.619	225.508	225.753	225.515
Metal and nonmetallic minerals mining services.....	60	1106	05/23	104.091	104.091	104.091	104.091	102.328
Metal and nonmetallic minerals mining services.....	60	110601	05/23	104.091	104.091	104.091	104.091	102.328
Contract work on textile products, apparel, and leather.....	61	—	06/10	138.064	137.964	137.871	138.807	138.765
Contract work on textile products and apparel.....	61	1	06/10	138.173	138.076	137.993	138.949	138.906

See footnotes at end of table.

Table 9. Producer price indexes for commodity and service groupings and individual items, not seasonally adjusted — Continued

[July 2024, Index base 1982=100, unless otherwise indicated]

Title	Commodity code		Other index base	Unadjusted index ¹				
	Group code	Item code		Mar. 2024	Apr. 2024 ^p	May 2024 ^p	June 2024 ^p	July 2024 ^p
Contract work on textile products and apparel.....	61	11	06/10	138.173	138.076	137.993	138.949	138.906
Contract work on textile products.....	61	1102	06/87	240.140	239.810	239.529	239.407	239.265
Commission finishing of broadwoven fabrics.....	61	110201	06/87	267.567	267.050	266.794	266.655	266.494
Commission finishing of cotton broadwoven fabrics.....	61	1102011	06/08	189.688	189.549	189.575	189.607	189.640
Other commission finishing of broadwoven fabrics (excl. cotton & wool).....	61	1102012	06/08	204.217	203.770	203.527	203.391	203.233
Commission knit or knit & finishing of weft & warp knit fabric.....	61	110204	12/94	139.133	142.250	140.820	140.820	140.820
Contract work on apparel.....	61	1103	06/87	150.880	150.880	150.881	153.147	153.147
Contract work on women's, girls' and infants' apparel.....	61	11031	12/11	115.255	115.255	115.255	117.087	—
Contract work on men's and boys' (including unisex) apparel.....	61	11032	12/11	131.063	131.063	131.065	132.874	132.874
Contract work on men's and boys' pants, work apparel, and other outerwear.....	61	110321	06/07	132.969	132.969	132.969	132.969	132.969
Contract work on men's and boys' shirts, tailored suits/coats/jackets, & underwear/nightwear.....	61	110323	06/07	138.093	138.093	138.093	138.093	—
Contract & commission receipts for tanning or finishing leather owned by others.....	61	2	06/11	131.576	131.286	130.823	130.823	130.790
Contract & commission receipts for tanning or finishing leather owned by others.....	61	21	06/11	131.576	131.286	130.823	130.823	130.790
Contract and commission receipts for tanning or finishing leather owned by others.....	61	2101	12/97	173.490	173.107	172.496	172.496	172.453
Contract and commission receipts for tanning or finishing leather owned by others.....	61	210101	12/97	173.490	173.107	172.496	172.496	172.453
Construction (partial).....	80	—	06/09	164.201	164.849	164.799	165.375	166.555
New nonresidential building construction.....	80	1	06/09	173.315	173.418	173.358	174.022	175.417
New nonresidential building construction.....	80	11	06/09	173.315	173.418	173.358	174.022	175.417
New warehouse building construction.....	80	1101	12/04	233.011	233.990	233.923	234.018	234.787
New warehouse building construction.....	80	110101	12/04	233.011	233.990	233.923	234.018	234.787
New school building construction.....	80	1102	12/05	224.442	225.160	224.698	225.056	228.138
New school building construction.....	80	110201	12/05	224.442	225.160	224.698	225.056	228.138
New office building construction.....	80	1103	06/06	204.923	204.186	204.266	206.520	209.283
New office building construction.....	80	110301	06/06	204.923	204.186	204.266	206.520	209.283
New industrial building construction.....	80	1104	06/07	192.428	192.190	192.230	192.476	192.193
New industrial building construction.....	80	110401	06/07	192.428	192.190	192.230	192.476	192.193
New health care building construction.....	80	1105	06/12	157.663	157.859	157.908	157.967	158.390
New health care building construction.....	80	110501	06/12	157.663	157.859	157.908	157.967	158.390
Maintenance and repair of nonresidential buildings (partial).....	80	2	04/09	148.967	153.316	153.317	153.479	153.575
Maintenance and repair of nonresidential buildings (partial).....	80	21	04/09	148.967	153.316	153.317	153.479	153.575
Maintenance and repair of nonresidential buildings (partial).....	80	2101	04/09	148.967	153.316	153.317	153.479	153.575
Maintenance and repair of nonresidential buildings (partial).....	80	210101	04/09	148.967	153.316	153.317	153.479	153.575

¹ All indexes are subject to revision for 4 months after their originally scheduled publication to incorporate late reports and corrections by survey respondents.

² Due to incomplete coverage of the services sector, some services indexes in this table reflect only a portion of their wherever-provided output. These indexes are flagged using the term "partial" at the end of their titles. For more information regarding wherever-provided services indexes, go to <https://www.bls.gov/ppi/wepnotice.htm>. This webpage includes methodology documentation, a table identifying missing coverage areas for those indexes with incomplete coverage, and a concordance table between wherever-provided services indexes and Census product codes.

p Preliminary

"—" Data not available.

Table 10. Producer price indexes and percentage changes for net output of selected industries and industry groups, not seasonally adjusted
[July 2024]

Title ¹	Index base	Industry code	Unadjusted index ²					Unadjusted 1-month percent change ²	Unadjusted 12-month percent change ²
			Mar. 2024	Apr. 2024 ^P	May 2024 ^P	June 2024 ^P	July 2024 ^P	June to July ^P	July 2023 to July 2024 ^P
Total mining, utilities, and manufacturing industries.....	12/06	AMUM--	156.385	157.316	156.338	156.717	158.420	1.1	2.1
Total mining industries.....	12/84	OMIN--	214.349	223.283	218.652	222.136	230.383	3.7	6.9
Oil and gas extraction.....	12/85	211--	182.540	194.725	186.271	191.649	203.420	6.1	7.3
Mining (except oil & gas).....	12/03	212--	339.998	343.755	349.141	348.416	351.869	1.0	8.9
Mining support activities.....	06/09	213--	126.249	128.022	127.957	128.082	127.832	-0.2	3.0
Utilities.....	12/03	221--	177.923	175.444	180.200	191.450	195.292	2.0	3.7
Total manufacturing industries.....	12/84	OMFG--	249.516	251.384	248.713	247.445	249.727	0.9	1.7
Food mfg.....	12/84	311--	255.445	256.575	257.074	258.803	260.053	0.5	2.7
Beverage & tobacco mfg.....	12/03	312--	206.809	206.793	209.167	209.007	208.993	0.0	5.4
Textile mills.....	12/84	313--	168.444	169.017	168.321	168.518	168.169	-0.2	-1.1
Textile product mills.....	12/03	314--	160.560	160.232	160.436	161.460	161.493	0.0	2.0
Apparel manufacturing.....	12/03	315--	130.786	131.017	131.041	132.398	132.440	0.0	4.0
Leather and allied product manufacturing.....	12/84	316--	205.315	205.714	205.644	205.136	205.074	0.0	1.2
Wood product manufacturing.....	12/03	321--	184.134	188.242	184.447	183.183	182.422	-0.4	-2.7
Paper manufacturing.....	12/03	322--	181.329	182.389	183.324	183.508	184.113	0.3	0.3
Printing and related support activities.....	12/03	323--	165.524	165.345	165.320	165.346	165.970	0.4	4.6
Petroleum and coal products manufacturing.....	12/84	324--	359.325	371.232	341.137	325.545	344.967	6.0	0.1
Chemical mfg.....	12/84	325--	349.697	352.247	352.431	352.594	354.109	0.4	0.1
Plastics and rubber products mfg.....	12/84	326--	251.086	251.947	251.631	251.684	251.616	0.0	0.3
Nonmetallic mineral product mfg.....	12/84	327--	298.158	297.365	298.209	297.968	298.507	0.2	4.0
Primary metal mfg.....	12/84	331--	282.528	280.782	285.707	284.298	279.478	-1.7	-5.7
Fabricated metal product mfg.....	12/84	332--	282.207	282.613	283.378	283.737	283.629	0.0	1.7
Machinery mfg.....	12/03	333--	182.936	183.799	184.211	184.313	184.577	0.1	3.1
Computer & electronic product mfg.....	12/03	334--	101.663	101.929	101.886	101.682	101.642	0.0	2.5
Electrical equipment, appliance & component mfg.....	12/03	335--	200.163	200.418	201.095	201.816	202.103	0.1	2.4
Transportation equipment mfg.....	12/03	336--	141.890	141.951	141.940	142.015	142.341	0.2	1.8
Furniture & related product mfg.....	12/84	337--	271.143	271.378	272.357	272.912	272.911	0.0	1.2
Miscellaneous mfg.....	12/03	339--	148.180	148.720	149.425	149.511	150.078	0.4	3.5
Material recyclers.....	12/86	429930	420.467	416.973	419.960	410.349	421.215	2.6	6.4
Total trade industries.....	12/06	ATRADE	175.173	175.340	176.713	176.909	175.154	-1.0	-0.3
Total wholesale trade industries.....	12/06	AWHLTR	191.875	192.624	193.761	194.519	193.302	-0.6	0.5
Merchant wholesalers, durable goods.....	06/04	423--	205.563	207.510	207.137	205.774	205.686	0.0	1.2
Merchant wholesalers, nondurable goods.....	06/05	424--	209.909	209.613	212.476	215.370	212.905	-1.1	-0.1
Total retail trade industries.....	12/06	ARETTR	157.821	157.290	158.972	158.508	156.109	-1.5	-1.4
Motor vehicle and parts dealers.....	12/03	441--	160.362	160.900	162.451	161.470	159.881	-1.0	-13.2
Bldg material and garden equip and supp dealers.....	12/03	444--	210.962	213.398	210.063	211.208	209.819	-0.7	0.0
Food and beverage stores.....	12/99	445--	270.855	270.426	272.491	271.474	263.130	-3.1	1.7
Furniture, home furnishings, electronics, and appliance retailers.....	12/22	449--	102.403	103.018	103.145	103.422	104.074	0.6	-0.1
General merchandise retailers.....	12/03	455--	158.614	159.842	160.803	160.549	157.523	-1.9	2.6
Health and personal care retailers.....	12/03	456--	143.346	144.425	143.670	144.208	144.651	0.3	-1.2
Gasoline stations and fuel dealers.....	12/22	457--	88.651	83.698	92.092	94.412	90.530	-4.1	8.6
Clothing and clothing accessories retailers.....	12/03	458--	160.663	156.854	154.117	150.565	146.692	-2.6	6.3
Sporting goods and hobby retailers.....	12/03	4591--	125.945	125.118	134.717	129.090	133.331	3.3	1.0
Book retailers and news dealers.....	12/03	4592--	135.722	135.172	133.949	136.048	136.048	0.0	0.2
Office supplies, stationary, and gift retailers.....	12/03	4594--	159.751	160.890	162.342	162.398	160.509	-1.2	0.2
Transportation and warehousing industries.....	12/06	ATRNRW	169.680	170.005	169.848	171.158	171.109	0.0	2.2
Transportation industries.....	12/06	ATRANS	160.070	160.349	160.361	161.948	161.928	0.0	1.7
Air transportation.....	12/92	481--	276.063	272.127	258.641	270.630	265.421	-1.9	-3.7
Rail transportation.....	12/96	482--	233.432	235.537	235.927	235.823	237.160	0.6	3.8
Water transportation.....	12/03	483--	196.369	197.416	199.735	200.263	200.828	0.3	2.0
Truck transportation.....	12/03	484--	182.824	183.711	186.845	186.675	188.033	0.7	3.0
Pipeline transportation.....	05/22	486--	109.011	110.628	110.711	110.711	111.504	0.7	1.3
Transportation support activities.....	12/03	488--	144.608	146.089	151.172	151.105	150.904	-0.1	7.4
Delivery and warehouse industries.....	12/06	ADLVWR	216.325	216.903	216.772	216.239	216.090	-0.1	5.2
U.S. Postal Service.....	06/89	491--	301.288	301.288	301.288	301.288	301.288	0.0	3.2
Couriers and messengers.....	12/03	492--	323.854	323.460	324.089	323.458	324.111	0.2	6.9
Warehousing and storage.....	12/06	493--	150.892	153.733	152.358	151.110	149.657	-1.0	4.0
Services less trade, transportation, and warehousing ³	12/06	ATTDSV	144.416	145.260	145.515	145.907	146.231	0.2	4.0
Information.....	12/06	AINFO-	112.513	113.952	114.800	114.557	114.699	0.1	3.3
Publishing industries.....	12/22	513--	106.751	107.908	108.877	108.874	109.011	0.1	4.3
Broadcasting, except internet.....	12/03	516--	114.405	116.611	119.060	115.960	114.163	-1.5	-5.1

See footnotes at end of table.

Table 10. Producer price indexes and percentage changes for net output of selected industries and industry groups, not seasonally adjusted — Continued
 [July 2024]

Title ¹	Index base	Industry code	Unadjusted index ²					Unadjusted 1-month percent change ²	Unadjusted 12-month percent change ²
			Mar. 2024	Apr. 2024 ^p	May 2024 ^p	June 2024 ^p	July 2024 ^p	June to July ^p	July 2023 to July 2024 ^p
Information - Continued									
Telecommunications.....	12/03	517--	109.782	110.977	111.645	111.610	111.834	0.2	3.2
Data processing and related services.....	12/03	5182--	115.524	115.926	116.330	115.908	116.122	0.2	1.3
Selected health care industries.....									
Offices of physicians.....	12/06	ASHC--	143.528	143.768	144.331	144.292	144.408	0.1	2.8
Offices of dentists.....	12/96	6211--	145.952	145.914	146.806	146.392	146.184	-0.1	1.4
Medical and diagnostic laboratories.....	06/10	6212--	133.901	136.401	137.167	137.326	137.312	0.0	4.9
Home health care services.....	12/03	6215--	104.128	104.218	104.218	104.218	104.218	0.0	0.4
Blood and organ banks.....	12/96	6216--	164.778	164.555	164.603	164.639	164.733	0.1	2.1
Hospitals.....	06/06	621991	136.843	136.165	135.928	136.267	136.718	0.3	3.1
Nursing care facilities.....	12/92	622--	234.822	235.022	235.944	236.097	236.233	0.1	2.9
Residential developmental disability homes.....	12/03	6231--	183.012	183.297	183.373	183.172	185.156	1.1	4.6
Other selected services less trade, transportation, and warehousing industries.....	12/03	62321-	244.466	244.387	243.658	243.621	244.511	0.4	6.8
Depository credit intermediation.....	12/06	ASTDSV	152.489	153.377	153.322	154.062	154.505	0.3	4.5
Security, commodity contracts and like activity.....	12/03	5221--	144.058	146.018	143.418	144.615	141.458	-2.2	5.0
Insurance carriers and related activities.....	12/03	523--	276.816	281.826	281.193	283.917	289.325	1.9	10.8
Lessors of nonres bldg (exc miniwarehouse).....	12/03	524--	156.226	156.355	156.833	156.909	157.074	0.1	3.7
Lessors of miniwarehouse and self storage units.....	12/03	53112-	140.489	141.136	140.262	143.007	145.555	1.8	6.3
Offices of real estate agents and brokers.....	12/03	53113-	196.964	195.522	189.347	188.719	188.498	-0.1	-4.7
Real estate property managers.....	12/03	5312--	189.106	190.929	192.315	193.780	195.444	0.9	3.2
Offices of real estate appraisers.....	12/03	53131-	133.964	134.751	134.688	136.633	137.103	0.3	5.2
Automotive equipment rental and leasing.....	12/03	531320	113.185	113.185	113.448	113.710	113.855	0.1	0.8
Other heavy machinery rental and leasing.....	06/01	5321--	151.688	148.920	148.839	157.471	162.846	3.4	2.7
Legal services.....	12/03	532412	140.240	139.982	139.046	139.935	139.529	-0.3	0.7
Offices of certified public accountants.....	12/96	5411--	287.857	292.263	292.862	292.104	293.209	0.4	7.8
Other accounting services.....	12/03	541211	150.156	149.919	149.821	146.082	146.685	0.4	3.2
Architectural, engineering and related services.....	12/03	541219	158.534	156.185	157.304	158.789	158.789	0.0	4.8
Management and technical consulting services.....	12/96	5413--	192.685	193.553	193.562	194.002	193.541	-0.2	2.3
Advertising agencies.....	06/06	5416--	131.711	132.343	132.990	132.961	133.080	0.1	1.5
Employment services.....	12/03	54181-	124.330	124.340	124.691	124.293	124.293	0.0	0.1
Travel agencies.....	12/96	5613--	161.262	160.542	160.521	160.096	160.224	0.1	-0.1
Security guards and patrol services.....	12/03	56151-	106.461	106.840	106.931	106.566	108.016	1.4	0.7
Janitorial services.....	12/04	561612	171.737	172.078	171.851	172.667	172.882	0.1	9.7
Waste collection.....	12/03	56172-	137.908	139.327	140.081	140.212	140.525	0.2	2.1
Amusement and theme parks.....	12/03	5621--	188.581	190.724	193.275	192.393	191.767	-0.3	5.2
Golf courses and country clubs.....	06/06	71311-	226.501	223.411	220.306	219.720	219.876	0.1	3.6
Fitness and recreational sports centers.....	12/05	71391-	168.302	167.880	161.719	165.429	166.835	0.8	5.9
Accommodation.....	12/04	71394-	121.682	121.826	121.857	115.918	119.791	3.3	2.4
Commercial machinery repair and maintenance.....	12/96	721--	194.410	194.951	197.158	204.484	204.355	-0.1	1.2
	06/06	8113--	195.973	198.211	200.636	200.636	200.636	0.0	6.6

¹ Indexes in this table are derived from the net-output-weighted industry price indexes. Because of differences in coverage and aggregation methodology, they will generally not match the movements of similarly titled indexes which are derived from traditional commodity groupings.

² All indexes are subject to revision for 4 months after their originally scheduled publication to incorporate late reports and corrections by survey respondents.

³ Formerly titled "Total traditional service industries."

p Preliminary

-- Data not available.

Table 11. Producer price indexes for net output of selected industries and their products, not seasonally adjusted
 [July 2024]

Title ¹	Industry code	Product code	Index base	Unadjusted index ²				
				Mar. 2024	Apr. 2024 ^P	May 2024 ^P	June 2024 ^P	July 2024 ^P
Logging.....	1133		12/81	208.413	203.859	203.758	203.754	204.592
Logging.....	11331		12/81	208.413	203.859	203.758	203.754	204.592
Logging.....	113310		12/81	208.538	203.982	203.880	203.877	204.715
Primary products.....		113310-P	12/81	216.759	212.023	211.917	211.914	212.785
Secondary products and miscellaneous receipts.....		113310-SM						
Mining								
Total mining industries.....			12/84	214.349	223.283	218.652	222.136	230.383
Oil and gas extraction.....	211		12/85	182.540	194.725	186.271	191.649	203.420
Oil and gas extraction.....	2111		12/85	182.540	194.725	186.271	191.649	203.420
Crude petroleum and natural gas extraction.....	211111		06/02	190.857	204.264	194.641	200.839	214.286
Primary products.....		211111-P	06/84	168.112	179.921	171.445	176.904	188.748
Crude petroleum.....		211111-1	06/84	232.619	252.387	233.921	233.660	246.559
Natural gas (from the wellhead).....		211111-3	06/84	46.308	44.212	52.394	67.279	76.493
Natural gas liquids extraction.....	211112		06/02	136.166	141.769	139.560	140.562	143.372
Primary products.....		211112-P	06/02	135.554	141.132	138.932	139.931	142.728
Natural gas liquids.....		211112-1	06/84	169.013	179.019	173.182	165.568	165.886
Isopentane and natural gasoline.....		211112-11	06/84	259.644	276.666	258.992	249.349	264.543
Propane.....		211112-12	06/84	147.890	135.847	155.478	166.066	186.967
Butane.....		211112-13	06/84	147.515	162.122	144.708	155.743	174.766
Plant condensate, ethane, gas mixtures, and other natural gas liquids.....		211112-14	06/96	165.021	180.601	170.931	154.740	142.941
Residue gas shipped from natural gas liquids plants.....		211112-3	06/84	54.202	50.364	55.639	75.639	83.769
Mining (except oil & gas).....	212		12/03	339.998	343.755	349.141	348.416	351.869
Coal mining.....	2121		12/85	300.443	298.583	302.415	310.195	311.570
Coal mining.....	21211		12/01	323.688	321.685	325.813	334.195	335.676
Coal mining.....	212110		12/22	104.669	104.019	105.358	108.066	108.545
Primary products.....		212110-P	12/22	104.579	103.927	105.270	107.992	108.473
Coal, utility sold.....		212110-1	12/22	107.072	106.384	107.894	111.283	111.942
Bituminous coal and lignite surface mining (utility sold).....		212110-11	12/01	201.058	197.134	218.920	208.563	207.158
Raw bituminous and lignite from surface mining operations (utility sold).....		212110-111	12/01	191.087	201.428	200.437	207.337	202.181
Processed bituminous coal and lignite surface operations (utility sold).....		212110-113	12/01	204.908	196.716	225.386	209.465	209.260
Bituminous coal underground mining (utility sold).....		212110-12	12/01	491.698	491.489	477.185	509.015	514.610
Raw bituminous coal shipped from underground mining operations (utility sold).....		212110-121	12/22	121.246	125.635	117.064	122.378	125.077
Processed bituminous coal shipped from underground mines (utility sold).....		212110-123	12/01	554.032	550.795	538.087	575.730	581.109
Coal exports.....		212110-4	12/22	86.199	85.770	86.588	85.944	85.393
Coal non-utility sold (including anthracite).....		212110-5	12/79	463.514	460.896	461.952	463.280	463.530
Secondary products and miscellaneous receipts.....		212110-SM						
Metal ore mining.....	2122		12/84	452.818	468.771	482.677	466.902	478.936
Iron ore mining.....	21221		12/84	201.896	203.375	203.925	202.570	206.827
Iron ore mining.....	212210		12/84	201.896	203.375	203.925	202.570	206.827
Primary products.....		212210-P	12/84	206.740	208.255	208.818	207.431	211.791
Iron ore (including crude, concentrates, agglomerates and pellets).....		212210-0	12/97	214.330	215.901	216.484	215.047	219.566
Copper, nickel, lead & zinc mining.....	21223		06/88	452.677	456.195	503.468	460.906	483.967
Copper, nickel, lead and zinc mining.....	212230		06/88	466.318	469.925	518.627	474.769	498.531
Primary products.....		212230-P	12/03	409.022	405.772	450.016	406.493	429.834
Secondary products and miscellaneous receipts.....		212230-SM						
Nonmetallic mineral mining & quarrying.....	2123		12/84	392.212	392.612	393.421	393.452	393.934
Stone mining & quarrying.....	21231		12/84	447.887	447.086	446.191	447.918	448.752
Dimension stone mining and quarrying.....	212311		06/85	387.698	387.698	387.698	387.698	387.698
Primary products.....		212311-P	06/85	375.220	375.220	375.220	375.220	375.220
Dimension stone.....		212311-0	06/85	375.220	375.220	375.220	375.220	375.220
Secondary products and miscellaneous receipts.....		212311-SM						
Crushed and broken limestone mining.....	212312		12/83	460.401	461.020	461.047	461.172	461.410
Primary products.....		212312-P	12/83	468.013	468.668	468.697	468.829	469.079
Crushed and broken limestone.....		212312-0	12/83	468.013	468.668	468.697	468.829	469.079
Secondary products and miscellaneous receipts.....		212312-SM						
Crushed and broken granite mining.....	212313		12/83	564.428	555.030	547.908	560.634	565.920
Primary products.....		212313-P	12/83	564.067	554.670	547.548	560.273	565.560
Crushed and broken granite.....		212313-0	12/83	564.067	554.670	547.548	560.273	565.560
Secondary products and miscellaneous receipts.....		212313-SM						

See footnotes at end of table.

Table 11. Producer price indexes for net output of selected industries and their products, not seasonally adjusted — Continued
 [July 2024]

Title ¹	Industry code	Product code	Index base	Unadjusted index ²				
				Mar. 2024	Apr. 2024 ^P	May 2024 ^P	June 2024 ^P	July 2024 ^P
Other crushed and broken stone mining.....	212319		12/83	378.688	378.763	378.763	378.763	378.763
Primary products.....		212319-P	12/83	388.529	388.609	388.609	388.609	388.609
Bituminous limestone and sandstone, and other crushed and broken stone.....		212319-0	12/83	388.529	388.609	388.609	388.609	388.609
Secondary products and miscellaneous receipts.....		212319-SM						
Sand/gravel/clay/refractory minerals mining.....	21232		12/03	256.877	261.506	264.349	263.551	264.656
Construction sand and gravel mining.....	212321		06/82	522.381	533.555	541.008	539.326	541.200
Primary products.....		212321-P	06/82	532.538	544.662	552.295	550.398	552.347
Construction sand and gravel (run of pit/bank, washed, screened, etc).....		212321-0	06/82	532.538	544.662	552.295	550.398	552.347
Construction sand and gravel, Midwest.....		212321-02	12/12	202.402	208.596	211.111	210.609	210.504
Construction sand and gravel, West.....		212321-04	12/12	182.783	187.366	191.126	190.117	191.542
Secondary products and miscellaneous receipts.....		212321-SM						
Miscellaneous receipts.....		212321-M	06/82	494.839	494.839	494.839	494.839	494.839
Kaolin, clay, and ceramic and refractory minerals mining.....	212323		12/22	114.042	114.512	114.267	113.966	114.795
Primary products.....		212323-P	12/22	114.043	114.514	114.269	113.968	114.796
Bentonite.....		212323-2	06/84	232.356	232.356	234.245	234.795	236.857
Secondary products and miscellaneous receipts.....		212323-SM						
Other nonmetallic mineral mining & quarrying.....	21239		12/84	272.373	264.534	263.075	261.657	259.392
Other nonmetallic mineral mining and quarrying.....	212390		12/22	93.146	90.465	89.966	89.481	88.706
Primary products.....		212390-P	12/22	93.145	90.465	89.966	89.481	88.706
Rock salt.....		212390-5	12/84	430.274	430.274	430.274	430.274	—
All other nonmetallic minerals, including gypsum.....		212390-9	06/85	464.401	392.744	378.407	373.860	374.758
Secondary and miscellaneous.....		212390-SM						
Mining support activities.....	213		06/09	126.249	128.022	127.957	128.082	127.832
Mining support activities.....	2131		06/09	126.249	128.022	127.957	128.082	127.832
Mining support activities.....	21311		06/09	126.249	128.022	127.957	128.082	127.832
Drilling oil and gas wells.....	213111		12/85	399.065	404.480	404.480	404.588	403.698
Primary services.....		213111-P	12/85	396.355	401.732	401.732	401.840	400.956
Oil and gas well directional drilling control.....		213111-03	12/03	142.976	142.976	142.976	143.514	139.745
Drilling oil and gas wells, including drilling in, spudding in or tailing in.....		213111-04	12/85	390.693	397.011	397.011	397.011	397.011
Reworking oil and gas wells.....		213111-05	12/92	378.452	378.452	378.452	378.452	377.055
Support activities for oil and gas operations.....		213112	12/85	218.957	222.239	222.087	222.360	222.067
Primary services.....		213112-P	12/85	221.539	224.893	224.763	225.084	224.767
Oil and gas field support services.....		213112-0	12/85	221.539	224.893	224.763	225.084	224.767
Secondary products and miscellaneous receipts.....		213112-SM						
Support activities for coal mining.....		213113	06/85	221.808	224.296	224.052	224.677	227.170
Primary services.....		213113-P	06/85	223.725	226.234	225.989	226.619	229.134
Coal mining services.....		213113-0	06/85	223.725	226.234	225.989	226.619	229.134
Support activities for metal and nonmetallic minerals mining.....		213118	05/23	104.045	104.045	104.045	104.045	102.273
Primary services.....		213118-P	05/23	104.045	104.045	104.045	104.045	102.273
Support activities for metal and nonmetallic minerals mining.....		213118-1	05/23	104.045	104.045	104.045	104.045	102.273
Utilities.....	221		12/03	177.923	175.444	180.200	191.450	195.292
Electric power generation, transmission, and distribution.....	2211		12/03	174.744	172.945	179.351	191.943	196.489
Electric power generation.....	22111		12/03	142.879	137.019	158.878	165.941	189.267
Electric power generation.....	221110		12/03	142.831	136.970	158.830	165.892	189.219
Primary products.....		221110-P	12/03	146.444	140.318	163.134	170.452	194.849
Utilities.....		221110-4	12/03	157.060	158.878	158.970	160.715	171.865
Non-utilities.....		221110-5	12/03	126.354	113.375	155.421	167.324	202.122
Secondary products and miscellaneous receipts.....		221110-SM						
Electric power transmission, control, and distribution.....	22112		12/03	185.957	185.857	185.798	200.598	197.003
Electric bulk power transmission and control.....	221121		12/03	217.254	219.041	219.373	217.784	210.784
Primary products.....		221121-P	12/03	217.746	219.538	219.871	218.278	211.262
Electric bulk power transmission and control.....		221121-3	12/03	217.746	219.538	219.871	218.278	211.262
Electric power distribution.....	221122		12/03	184.913	184.744	184.670	200.104	196.629
Primary products.....		221122-P	12/90	230.930	229.506	229.486	243.641	242.355
Residential electric power.....		221122-41	12/90	229.734	228.881	229.995	237.821	236.071
New England residential electric power.....		221122-411	12/90	240.475	230.856	230.856	230.699	211.434
Middle Atlantic residential electric power.....		221122-412	12/90	195.714	189.818	190.487	195.270	197.981
East North Central residential electric power.....		221122-413	12/90	228.322	230.485	227.879	244.347	244.282
West North Central residential electric power.....		221122-414	12/90	156.494	162.032	161.227	180.970	184.411
South Atlantic residential electric power.....		221122-415	12/90	212.495	213.024	214.643	224.016	223.633
East South Central residential electric power.....		221122-416	12/90	245.331	236.662	232.870	240.051	238.210
West South Central residential electric power.....		221122-417	12/90	227.391	228.391	233.297	237.440	237.294

See footnotes at end of table.

Table 11. Producer price indexes for net output of selected industries and their products, not seasonally adjusted — Continued
 [July 2024]

Title ¹	Industry code	Product code	Index base	Unadjusted index ²				
				Mar. 2024	Apr. 2024 ^P	May 2024 ^P	June 2024 ^P	July 2024 ^P
Electric power distribution - Continued								
Mountain residential electric power.....		221122-418	12/90	181.572	180.964	188.937	189.141	191.273
Pacific residential electric power.....		221122-419	12/90	349.010	350.613	351.049	354.280	343.444
Commercial electric power.....		221122-42	12/90	222.656	220.884	220.942	240.359	238.587
New England commercial electric power.....		221122-421	12/90	261.822	255.940	255.940	254.826	238.792
Middle Atlantic commercial electric power.....		221122-422	12/90	189.041	178.048	180.786	205.474	211.946
East North Central commercial electric power.....		221122-423	12/90	213.701	215.028	212.211	227.403	228.533
West North Central commercial electric power.....		221122-424	12/90	149.575	156.118	154.563	169.479	175.763
South Atlantic commercial electric power.....		221122-425	12/90	173.346	173.284	173.100	173.375	172.386
East South Central commercial electric power.....		221122-426	12/90	210.791	206.775	200.220	207.949	205.734
West South Central commercial electric power.....		221122-427	12/90	222.460	223.016	223.830	239.242	238.724
Mountain commercial electric power.....		221122-428	12/90	163.127	161.463	166.802	166.788	172.724
Pacific commercial electric power.....		221122-429	12/90	378.836	379.747	379.845	462.163	440.676
Industrial electric power.....		221122-43	12/90	250.924	248.639	245.082	265.310	266.645
New England industrial electric power.....		221122-431	12/90	178.647	151.462	146.440	147.609	159.021
Middle Atlantic industrial electric power.....		221122-432	12/90	194.215	189.266	187.964	195.459	205.674
East North Central industrial electric power.....		221122-433	12/90	409.491	421.179	404.903	429.222	429.115
West North Central industrial electric power.....		221122-434	12/90	167.640	176.179	177.415	193.065	197.664
South Atlantic industrial electric power.....		221122-435	12/90	171.921	172.231	175.742	176.610	175.027
East South Central industrial electric power.....		221122-436	12/90	200.146	200.863	192.662	201.988	200.708
West South Central industrial electric power.....		221122-437	12/90	273.209	269.586	262.438	276.546	277.256
Mountain industrial electric power.....		221122-438	12/90	175.116	151.141	151.940	157.050	169.999
Pacific industrial electric power.....		221122-439	12/90	300.375	301.140	301.437	382.377	368.513
Transportation electric power.....		221122-45	12/10	129.157	129.946	126.640	135.650	134.107
Secondary products and miscellaneous receipts.....		221122-SM						
Miscellaneous receipts.....		221122-M	12/90	189.692	189.692	189.691	190.162	190.162
Natural gas distribution.....	2212		12/03	168.278	163.572	161.645	166.539	167.292
Natural gas distribution.....	22121		12/03	168.278	163.572	161.645	166.539	167.292
Natural gas distribution.....	221210		12/03	168.225	163.521	161.593	166.485	167.239
Primary products.....		221210-P	12/90	277.166	269.082	265.769	272.841	274.751
Natural gas to ultimate consumers.....		221210-11	12/90	266.345	256.647	253.046	260.548	262.703
Residential natural gas.....		221210-112	12/90	275.239	268.671	264.477	269.918	271.045
New England residential natural gas.....		221210-1121	06/12	178.704	178.769	144.638	143.988	142.960
Middle Atlantic residential natural gas.....		221210-1122	06/12	153.800	152.926	152.845	152.764	153.736
East North Central residential natural gas.....		221210-1123	06/12	132.954	131.446	127.998	137.380	138.005
West North Central residential natural gas.....		221210-1124	06/12	134.203	132.552	135.311	134.644	136.886
South Atlantic residential natural gas.....		221210-1125	06/12	134.495	131.088	131.458	134.612	137.507
East South Central residential natural gas.....		221210-1126	06/12	104.222	97.365	96.602	94.475	105.203
West South Central residential natural gas.....		221210-1127	06/12	199.090	191.868	183.403	188.168	191.331
Mountain residential natural gas.....		221210-1128	06/12	196.895	188.361	189.164	189.342	161.571
Pacific residential natural gas.....		221210-1129	06/12	169.043	159.081	162.490	166.206	173.178
Commercial natural gas.....		221210-113	12/90	265.425	250.672	242.589	248.643	248.852
New England commercial natural gas.....		221210-1131	06/12	182.492	182.678	137.273	136.826	135.826
Middle Atlantic commercial natural gas.....		221210-1132	06/12	133.982	132.369	131.560	132.290	133.586
East North Central commercial natural gas.....		221210-1133	06/12	135.845	131.156	127.031	134.719	134.235
West North Central commercial natural gas.....		221210-1134	06/12	138.002	132.062	134.332	138.889	141.347
South Atlantic commercial natural gas.....		221210-1135	06/12	122.739	118.043	119.406	121.887	124.289
East South Central commercial natural gas.....		221210-1136	06/12	105.460	99.343	102.382	107.356	117.234
West South Central commercial natural gas.....		221210-1137	06/12	206.154	196.390	188.420	192.240	192.858
Mountain commercial natural gas.....		221210-1138	06/12	210.230	196.609	196.156	196.001	156.650
Pacific commercial natural gas.....		221210-1139	06/12	187.766	149.693	148.724	154.196	167.904
Industrial natural gas.....		221210-114	12/90	210.483	197.356	193.356	195.486	197.259
New England industrial natural gas.....		221210-1141	09/16	186.903	186.534	139.015	138.225	136.700
Middle Atlantic industrial natural gas.....		221210-1142	09/16	135.808	134.955	134.658	135.726	144.786
East North Central industrial natural gas.....		221210-1143	06/12	124.632	112.882	105.695	111.837	110.636
West North Central industrial natural gas.....		221210-1144	06/12	167.596	162.989	164.831	160.016	165.172
South Atlantic industrial natural gas.....		221210-1145	09/16	143.876	139.661	138.287	144.120	148.975
East South Central industrial natural gas.....		221210-1146	09/16	107.311	101.662	98.374	103.855	111.191
West South Central industrial natural gas.....		221210-1147	09/16	148.759	137.467	134.185	130.380	131.184
Mountain industrial natural gas.....		221210-1148	09/16	177.790	176.726	176.726	176.956	155.279
Pacific industrial natural gas.....		221210-1149	09/16	148.890	135.077	139.415	143.227	144.326
To electric power.....		221210-115	12/90	226.457	217.152	216.440	226.457	230.195
Delivered to ultimate consumers for the account of others (transportation only).....		221210-12	12/90	308.377	310.826	309.617	313.299	313.535
Industrial consumer.....		221210-122	12/90	301.260	305.046	304.577	310.124	311.183
Other consumers.....		221210-123	12/90	626.647	629.681	626.233	630.998	630.323
Secondary products and miscellaneous receipts.....		221210-SM						
Miscellaneous receipts.....		221210-M	12/90	191.093	190.495	190.549	191.052	191.167

See footnotes at end of table.

Table 11. Producer price indexes for net output of selected industries and their products, not seasonally adjusted — Continued
 [July 2024]

Title ¹	Industry code	Product code	Index base	Unadjusted index ²				
				Mar. 2024	Apr. 2024 ^P	May 2024 ^P	June 2024 ^P	July 2024 ^P
Construction industries								
New industrial building construction.....	236211		06/07	191.948	191.710	191.749	191.994	191.714
Primary products.....		236211-P	06/07	191.948	191.710	191.749	191.994	191.714
New warehouse building construction.....	236221		12/04	233.363	234.342	234.271	234.363	235.135
Primary products.....		236221-P	12/04	233.363	234.342	234.271	234.363	235.135
New school building construction.....	236222		12/05	224.455	225.165	224.701	225.058	228.138
Primary products.....		236222-P	12/05	224.455	225.165	224.701	225.058	228.138
New office building construction.....	236223		06/06	205.868	205.173	205.252	207.514	210.222
Primary products.....		236223-P	06/06	205.868	205.173	205.252	207.514	210.222
New health care building construction.....	236224		06/12	157.704	157.930	157.977	158.062	158.490
Primary products.....		236224-P	06/12	157.704	157.930	157.977	158.062	158.490
Concrete contractors, nonresidential building work.....	23811X		12/07	177.272	178.484	178.634	178.909	178.068
Primary products.....		23811X-P	12/07	177.272	178.484	178.634	178.909	178.068
Roofing contractors, nonresidential building work.....	23816X		12/07	207.721	208.922	208.318	208.497	210.423
Primary products.....		23816X-P	12/07	207.721	208.922	208.318	208.497	210.423
Electrical contractors, nonresidential building work.....	23821X		12/07	166.725	168.710	168.711	168.848	171.025
Primary products.....		23821X-P	12/07	166.725	168.710	168.711	168.848	171.025
Plumbing, heating and air-conditioning contractors, nonresidential building work.....	23822X		12/07	177.066	177.345	177.322	177.700	177.950
Primary products.....		23822X-P	12/07	177.066	177.345	177.322	177.700	177.950
Manufacturing								
Total manufacturing industries.....			12/84	249.516	251.384	248.713	247.445	249.727
Food mfg.....	311		12/84	255.445	256.575	257.074	258.803	260.053
Animal food mfg.....	3111		12/03	205.333	204.577	204.863	204.674	205.139
Animal food mfg.....	31111		12/03	206.515	205.754	206.043	205.852	206.320
Dog and cat food manufacturing.....	311111		12/85	298.546	298.545	298.603	298.656	298.657
Primary products.....		311111-P	12/85	306.228	306.228	306.288	306.343	306.343
Dog food.....		311111-1	12/85	319.009	319.009	319.099	319.183	319.183
Canned dog food.....		311111-11	12/98	255.062	255.062	255.062	255.062	255.062
Dry and semi moist dog food.....		311111-14	12/11	144.682	144.682	144.732	144.780	144.780
Cat food.....		311111-4	12/85	287.778	287.778	287.778	287.778	287.778
Canned cat food.....		311111-44	12/11	167.111	167.111	167.111	167.111	167.111
Dry and semi moist cat food.....		311111-45	12/98	240.126	240.126	240.126	240.126	240.126
Secondary products and miscellaneous receipts.....		311111-SM						
Miscellaneous receipts.....		311111-M1	12/10	140.857	140.857	140.857	140.857	140.857
Other animal food manufacturing.....	311119		12/80	215.257	213.811	214.325	213.931	214.819
Primary products.....		311119-P	12/80	208.993	207.524	208.047	207.609	208.520
Complete swine feed, supplements, concentrates, and premixes.....		311119-B	12/11	116.877	117.588	118.288	118.317	118.343
Complete beef cattle feed, supplements, concentrates, and premixes.....		311119-H	12/11	116.741	115.395	115.963	115.340	116.561
Poultry, exc. chicken and turkey, and livestock, exc. cattle and swine, feed.....		311119-N	12/80	346.391	346.804	345.547	345.625	345.629
Pet (excluding dog and cat), laboratory, and fur animal feed.....		311119-R	06/91	238.699	237.123	235.895	236.083	227.491
Chicken and turkey feed, supplements, concentrates, and premixes.....		311119-1	12/80	161.638	160.323	162.211	160.300	161.340
Complete dairy cattle feed, supplements, concentrates, and premixes.....		311119-5	12/11	115.296	113.158	111.926	112.648	114.514
Other prepared animal feeds, including feeding materials and adjuncts.....		311119-9	12/80	265.107	264.280	264.498	267.842	267.922
Secondary products and miscellaneous receipts.....		311119-SM						
Miscellaneous receipts.....		311119-M	12/80	263.375	261.841	262.051	265.970	265.970
Secondary products.....		311119-S	12/80	376.953	377.187	377.187	377.187	376.976
Grain & oilseed milling.....	3112		12/03	180.509	180.152	180.306	179.739	181.706
Flour milling & malt mfg.....	31121		12/03	200.170	198.058	201.817	199.750	197.783
Flour milling.....	311211		06/83	225.796	222.313	228.377	224.601	221.841
Primary products.....		311211-P	06/83	229.057	226.443	232.851	228.836	225.941
Prepared flour mixes, including refrigerated and frozen doughs and batters, made in flour mills.....		311211-A	06/83	260.882	260.552	260.552	260.552	260.856
Wheat flour (except flour mixes), made in flour mills.....		311211-1	06/83	250.553	247.301	258.598	251.502	247.225
Wheat mill products, except flour.....		311211-4	06/83	120.862	119.451	123.375	119.898	118.079
Corn mill products.....		311211-7	06/83	208.399	208.476	210.165	209.204	209.088
Other grain mill products.....		311211-9	06/83	285.821	272.375	276.561	277.098	266.922
Secondary products and miscellaneous receipts.....		311211-SM						
Miscellaneous receipts.....		311211-M	06/92	124.490	127.086	126.942	129.424	128.070
Rice milling.....	311212		06/84	234.541	234.955	235.369	236.378	234.931
Primary products.....		311212-P	06/84	233.771	234.183	234.596	235.602	234.160
Milled rice and byproducts.....		311212-0	12/03	225.119	225.516	225.914	226.882	225.494

See footnotes at end of table.

Table 11. Producer price indexes for net output of selected industries and their products, not seasonally adjusted — Continued
 [July 2024]

Title ¹	Industry code	Product code	Index base	Unadjusted index ²				
				Mar. 2024	Apr. 2024 ^P	May 2024 ^P	June 2024 ^P	July 2024 ^P
Rice milling - Continued								
Milled rice (incl second heads, screenings, brewers, bran, sharps, rice flour, and byproducts).....		311212-04	06/03	241.851	241.655	242.534	245.491	245.491
Head rice not packaged with other ingredients.....		311212-06	12/11	133.890	134.080	133.905	133.596	131.710
Malt manufacturing.....	311213		06/85	203.614	202.615	202.585	202.707	202.811
Primary products.....		311213-P	06/85	200.548	199.543	199.513	199.635	199.738
Malt and malt byproducts.....		311213-0	06/85	200.548	199.543	199.513	199.635	199.738
Secondary products and miscellaneous receipts.....		311213-SM1						
Starch & vegetable fats & oils mfg.....	31122		12/03	175.688	175.813	174.739	174.519	178.216
Wet corn milling and starch manufacturing.....	311221		06/85	243.891	243.407	250.556	250.718	252.062
Primary products.....		311221-P	06/85	269.825	269.319	277.370	277.518	279.026
Wet process corn byproducts.....		311221-A	06/85	286.406	275.941	271.198	281.260	224.935
Corn sweeteners, made by wet milling.....		311221-1	06/85	253.055	250.539	268.753	266.815	279.792
Manufactured starch, made by wet milling.....		311221-4	06/85	336.971	337.709	337.638	336.563	345.566
Secondary products and miscellaneous receipts.....		311221-SM						
Soybean and other oilseed processing.....	311224		12/11	99.309	99.539	98.122	98.146	101.183
Primary products.....		311224-P	12/11	90.646	89.956	89.661	89.657	91.613
Cottonseed cake, meal, hulls, and other byproducts.....		311224-B	06/85	534.541	523.937	529.915	533.575	524.373
Cottonseed cake and meal.....		311224-B1	12/11	116.058	112.925	116.786	117.832	113.243
Soybean oil.....		311224-3	12/79	240.060	238.900	234.940	235.794	238.784
Crude soybean oil, degummed, made from soybeans crushed in the same establishment.....		311224-31	05/88	290.665	290.900	290.167	290.456	290.920
Soybean oil, all other types.....		311224-32	12/03	208.380	205.685	198.063	199.572	205.419
Soybean cake, meal, and other byproducts.....		311224-4	12/79	125.595	123.426	126.164	125.863	126.506
Soybean cake and meal.....		311224-41	12/09	88.198	87.491	88.901	89.483	89.303
Other soybean products, including isolates and concentrates.....		311224-42	12/09	155.423	138.879	150.981	137.123	148.639
Cotton linters.....		311224-7	06/85	108.860	109.926	110.220	130.022	141.727
Other crude and refined vegetable oils and other vegetable mill products.....		311224-9	12/11	190.167	188.448	189.692	189.098	188.900
Other crude vegetable oils, including linseed, peanut, sunflower, safflower, etc.....		311224-91	01/99	373.147	371.637	374.807	372.203	371.017
Other vegetable oil mill products, including all oil seed cake and meal.....		311224-93	12/85	297.741	293.575	295.008	295.347	295.681
Secondary products and miscellaneous receipts.....		311224-SM						
Miscellaneous products.....		311224-M	12/11	100.702	97.784	112.037	117.789	121.212
Fats and oils refining and blending.....	311225		12/81	359.176	357.704	350.075	347.324	348.905
Primary products.....		311225-P	12/81	380.776	381.192	368.510	367.480	369.506
Shortening and cooking oils.....		311225-2	12/81	357.480	358.279	340.812	341.731	344.217
Margarine, butter blends, and butter substitutes.....		311225-4	02/04	163.173	162.765	165.324	162.084	-
Secondary products and miscellaneous receipts.....		311225-SM						
Secondary products.....		311225-S	02/04	163.020	158.934	163.417	158.354	158.357
Breakfast cereal manufacturing.....	31123		12/03	175.785	175.785	175.785	175.785	175.521
Breakfast cereal manufacturing.....	311230		12/83	292.390	292.390	292.390	292.390	291.951
Primary products.....		311230-P	12/83	305.449	305.449	305.449	305.449	304.955
Breakfast cereal.....		311230-1	12/83	303.881	303.881	303.881	303.881	303.389
Secondary products and miscellaneous receipts.....		311230-SM						
Sugar & confectionery product mfg.....	3113		12/84	280.290	290.421	285.516	291.610	289.690
Sugar mfg.....	31131		12/03	219.021	218.823	219.124	218.643	218.791
Beet sugar manufacturing.....	311313		06/82	240.658	240.930	239.494	239.546	240.056
Primary products.....		311313-P	06/82	246.486	246.766	245.288	245.280	245.804
Beet sugar.....		311313-0	06/82	250.615	250.899	249.397	249.388	249.922
Secondary products and miscellaneous receipts.....		311313-SM1						
Cane sugar manufacturing.....	311314		12/11	129.739	129.453	130.242	129.756	129.723
Primary products.....		311314-P	12/11	130.007	129.719	130.521	130.043	129.975
Raw cane sugar and sugarcane mill products and byproducts.....		311314-1	06/82	237.698	237.701	237.876	235.648	235.494
Refined granulated cane sugar and byproducts.....		311314-3	06/82	282.837	281.819	284.523	284.490	284.364
Secondary products and miscellaneous receipts.....		311314-SM						
Nonchocolate confectionery mfg.....	31134		12/03	184.029	184.078	184.280	184.283	184.294
Nonchocolate confectionery manufacturing.....	311340		12/03	183.974	184.022	184.224	184.227	184.238
Primary products.....		311340-P	12/03	185.558	185.558	185.771	185.771	185.771
Nonchocolate-type confectioneries.....		311340-5	06/83	285.389	285.389	285.839	285.839	285.839
Other confectionery-type products.....		311340-7	06/91	235.823	235.823	235.823	235.823	235.823
Secondary products and miscellaneous receipts.....		311340-SM						
Chocolate and confectionery manufacturing.....	31135		12/11	143.283	155.360	149.306	156.763	154.405
Chocolate and confectionery mfg. from cacao.....	311351		12/11	198.099	235.927	213.354	239.577	226.866
Primary products.....		311351-P	12/11	196.567	233.921	211.353	237.370	224.667

See footnotes at end of table.

Table 11. Producer price indexes for net output of selected industries and their products, not seasonally adjusted — Continued
 [July 2024]

Title ¹	Industry code	Product code	Index base	Unadjusted index ²				
				Mar. 2024	Apr. 2024 ^P	May 2024 ^P	June 2024 ^P	July 2024 ^P
Chocolate and confectionery mfg. from cacao - Continued								
Chocolate coatings, made from cacao beans.....		311351-1	12/11	224.365	251.894	241.794	267.954	249.654
Chocolate/chocolate-type confectionery products, made from cacao beans.....		311351-4	12/11	134.838	134.838	134.838	134.838	134.838
Other chocolate and cocoa products, made from cacao beans.....		311351-7	12/11	223.955	286.381	247.548	289.968	270.206
Secondary products and miscellaneous receipts.....		311351-SM1						
Confectionery mfg. from purchased chocolate.....								
Primary products.....	311352	311352-P	12/11	121.705	123.975	124.200	124.538	126.096
Chocolate/confectionery products, made from purchased chocolate.....		311352-3	12/11	122.040	124.533	124.792	125.163	126.875
Secondary products and miscellaneous receipts.....		311352-SM		120.730	123.196	123.452	123.819	125.512
Miscellaneous receipts.....		311352-M	12/11	158.792	158.792	156.204	156.204	155.992
Fruit & vegetable preserving & specialty food mfg.....	3114		12/84	254.457	254.623	255.452	255.749	256.604
Frozen food manufacturing.....								
	31141		12/03	183.341	183.926	184.202	184.626	186.137
Frozen fruit and vegetable manufacturing.....								
	311411		06/81	370.124	373.897	374.814	375.325	383.142
Primary products.....		311411-P	06/81	326.621	329.993	330.479	330.938	337.653
Frozen fruits, juices, ades, drinks, and cocktails.....		311411-1	06/81	279.162	280.412	282.323	283.777	303.430
Frozen fruits.....		311411-11	12/90	261.687	264.641	269.156	272.590	275.884
Frozen vegetables.....		311411-4	06/81	355.173	359.456	359.420	359.518	361.568
Frozen vegetables, other than potato products.....		311411-47	12/11	142.462	141.728	141.690	141.793	141.899
Frozen potato products (French-fried, patties, puffs, etc.).....		311411-48	12/11	175.796	179.805	179.805	179.805	181.371
Secondary products and miscellaneous receipts.....		311411-SM						
Miscellaneous receipts.....		311411-M	06/97	840.459	863.103	935.151	920.741	1,031.902
Frozen specialty food manufacturing.....								
	311412		12/82	203.198	202.790	202.941	203.552	203.282
Primary products.....		311412-P	12/82	207.149	206.762	206.907	207.519	207.246
Frozen dinners (beef, pork, and poultry pies) and nationality foods, incl. frozen pizza.....		311412-1	12/82	186.791	186.038	186.628	187.311	187.126
Other frozen specialties, incl. all whipped topping, waffles, soups, etc., excluding seafood.....		311412-4	06/91	235.137	236.825	234.574	234.574	233.945
Secondary products and miscellaneous receipts.....		311412-SM						
Secondary products.....		311412-S	12/82	193.332	186.863	186.966	189.898	188.966
Fruit & vegetable canning, pickling & drying.....	31142		12/03	196.879	196.623	197.531	197.571	197.421
Fruit and vegetable canning.....								
	311421		06/81	292.118	291.568	293.300	293.294	292.781
Primary products.....		311421-P	06/81	292.951	292.627	293.344	293.787	294.492
Canned catsup and other tomato based sauces.....		311421-D	06/81	255.257	255.503	257.314	255.405	255.472
Canned jams, jellies, and preserves.....		311421-G	06/81	262.625	263.004	262.992	262.992	262.992
Canned and fresh fruit juices, nectars, and concentrates.....		311421-K	12/11	150.242	150.179	150.362	149.978	150.353
Pickles and other pickled products, including horseradish.....		311421-Q	06/81	327.951	327.951	327.951	329.284	329.284
Canned fruits, excluding baby foods.....		311421-1	06/81	334.942	333.852	336.087	339.270	338.327
Canned vegetables.....		311421-5	06/81	299.479	298.267	298.386	301.180	304.332
Secondary products and miscellaneous receipts.....		311421-SM						
Miscellaneous receipts.....		311421-M	06/81	171.742	166.038	186.470	179.500	159.797
Secondary products.....		311421-S	06/81	324.697	326.580	324.180	324.198	324.338
Specialty canning.....								
	311422		12/82	329.536	329.471	328.041	327.815	327.815
Primary products.....		311422-P	12/82	348.860	348.780	347.017	346.737	346.737
Canned baby foods and other canned specialty/nationality foods.....		311422-5	06/08	150.138	148.819	146.958	146.481	146.481
Canned soups and stews, excluding frozen and seafood.....		311422-6	12/82	460.898	462.297	460.904	460.904	460.904
Canned dry beans.....		311422-7	12/82	222.295	222.295	222.295	222.295	222.295
Secondary products and miscellaneous receipts.....		311422-SM						
Dried and dehydrated food manufacturing.....								
	311423		12/82	297.296	297.136	300.631	301.406	302.239
Primary products.....		311423-P	12/82	308.236	307.095	311.158	312.010	312.789
Soup mixes (including dried/dehydrated/freeze-dried) and bouillon.....		311423-1	12/82	215.116	215.116	215.116	215.116	217.889
Dried and dehydrated fruits and vegetables, including freeze-dried.....		311423-5	12/82	301.835	300.292	301.617	302.756	302.440
Secondary products and miscellaneous receipts.....		311423-SM						
Dairy product mfg.....	3115		12/84	237.911	237.803	241.705	245.289	248.039
Dairy product (except frozen) mfg.....								
	31151		12/03	169.698	169.611	172.598	175.346	177.460
Fluid milk manufacturing.....								
	311511		12/82	302.514	303.731	302.287	307.891	312.184
Primary products.....		311511-P	12/82	278.002	278.887	277.509	283.266	287.529
Yogurt, except frozen.....		311511-A	12/82	182.963	182.972	183.032	183.031	183.351
Perishable dairy product alternatives, including plant-based.....		311511-D	12/91	167.136	167.288	169.017	169.081	169.081
Perishable beverage dairy milk alternatives, including plant-based.....		311511-D1	09/23	98.651	98.651	98.651	98.665	98.665
All other perishable dairy product alternatives, including plant-based.....		311511-D2	09/23	99.359	99.809	104.919	105.048	105.048
Fluid milk and cream, bulk sales.....		311511-1	12/91	244.456	247.835	251.509	256.815	260.251
Fluid milk and related products, packaged (incl. cartons, bottles, cans, etc.) excl. U.H.T.....		311511-5	12/82	290.625	292.824	289.248	298.559	305.138
Whole fluid milk, packaged, excluding U.H.T. and flavored.....		311511-51	12/82	268.559	271.236	266.257	276.237	283.487
Fluid milk, lowfat, incl. 2.0, 1.0, and 0.5 percent packaged, excl. U.H.T. and flavored.....		311511-52	12/82	298.082	299.792	292.624	303.243	311.162

See footnotes at end of table.

Table 11. Producer price indexes for net output of selected industries and their products, not seasonally adjusted — Continued
 [July 2024]

Title ¹	Industry code	Product code	Index base	Unadjusted index ²				
				Mar. 2024	Apr. 2024 ^P	May 2024 ^P	June 2024 ^P	July 2024 ^P
Fluid milk manufacturing - Continued								
Fat free or skim milk, packaged, excluding U.H.T. and flavored.....		311511-53	12/82	309.097	309.526	301.692	311.354	319.055
Other fluid milk related products, incl. heavy & light cream, unflavored sour cream, etc.....		311511-59	06/98	252.749	254.933	259.313	264.329	266.858
Cottage cheese (including bakers', pot, and farmers' cheese).....		311511-7	12/82	319.292	319.127	314.034	314.325	314.513
Other packaged milk products incl. flavored milks, eggnog, buttermilk, etc.....		311511-9	12/91	287.136	280.562	277.260	282.051	287.023
Secondary products and miscellaneous receipts.....		311511-SM						
Secondary products.....		311511-S	12/82	289.065	292.471	291.688	291.788	293.087
Creamery butter manufacturing.....	311512		06/84	201.656	208.217	212.846	220.355	221.988
Primary products.....		311512-P	06/84	198.536	204.996	209.553	216.946	218.554
Creamery butter.....		311512-0	06/84	198.536	204.996	209.553	216.946	218.554
Cheese manufacturing.....								
Primary products.....	311513		06/81	192.875	192.547	202.590	205.426	208.641
Raw liquid whey.....		311513-A	12/04	269.319	280.921	277.396	293.466	298.001
Natural cheese (cheddar, Swiss, Italian, brick, cream, grated, dried etc.) excl. cottage cheese.....		311513-1	06/81	168.676	166.953	175.678	177.917	180.170
Natural cheese, except lowfat, shipped in consumer packages or containers (3 lbs. or less).....		311513-1111	12/04	139.641	139.631	139.893	140.364	140.910
Natural cheese, except lowfat, shipped in packages or containers (more than 3 lbs.) or bulk.....		311513-1121	12/04	107.312	105.374	117.076	119.591	121.788
Lowfat natural cheese, except cottage cheese, shipped in consumer packages (3 lbs. or less).....		311513-1131	06/10	113.963	113.943	114.171	114.147	114.205
Lowfat natural cheese, except cottage cheese, shipped in packages (more than 3 lbs.) or in bulk.....		311513-1141	06/10	114.605	110.872	124.196	127.754	131.955
Process cheese and related products.....		311513-4	06/81	183.639	182.773	195.802	197.805	203.141
Process cheese, shipped in consumer packages or containers (3 lbs. or less)...		311513-41	06/10	124.685	122.794	131.934	133.169	133.943
All other process cheese and related products.....		311513-49	06/10	133.480	134.049	143.249	144.819	151.320
Process cheese, shipped in packages or containers (more than 3 lbs.) or in bulk.....		311513-4921	06/10	128.006	131.460	128.554	131.299	149.187
Cheese food, spread, and other related products.....		311513-4961	12/11	109.695	107.874	124.661	124.976	121.154
Secondary products and miscellaneous receipts.....		311513-SM						
Miscellaneous receipts.....		311513-M	06/81	266.039	267.833	268.501	270.962	272.189
Secondary products.....		311513-S	06/81	195.751	207.975	215.313	221.778	226.818
Dry, condensed, and evaporated dairy products.....								
Primary products.....	311514		12/83	215.354	210.805	209.446	210.716	210.914
Ice cream mixes and related products.....		311514-P	12/83	234.699	228.476	226.444	227.002	226.948
Dairy product alternatives, including plant-based.....		311514-A	04/00	151.828	152.266	154.085	155.851	158.090
Dry milk products and mixtures.....		311514-D	06/92	198.866	198.854	198.842	199.160	199.438
Milk products, shipped in consumer-type cans, excluding alternatives.....		311514-1	12/83	195.658	186.976	183.682	183.506	183.182
Concentrated milk products shipped in bulk (barrels, drums, and tanks).....		311514-5	12/83	338.777	340.365	340.120	340.396	340.486
Secondary products and miscellaneous receipts.....		311514-7	12/83	149.512	145.133	147.336	153.311	152.346
Secondary products.....		311514-SM						
Secondary products.....		311514-S	12/83	142.015	146.663	149.089	-	-
Ice cream and frozen dessert mfg.....								
Ice cream and frozen dessert manufacturing.....	31152		12/03	173.488	173.538	173.632	173.938	174.032
Ice cream and frozen dessert manufacturing.....								
Primary products.....	311520		06/83	278.758	278.839	278.990	279.480	279.632
Ice cream and frozen dessert manufacturing.....		311520-P	06/83	282.324	282.398	282.569	283.086	283.250
Ice cream, incl. custards (excl. lowfat and nonfat) shipped in bulk (containers 3 gal or more).....		311520-0	06/83	282.324	282.398	282.569	283.086	283.250
Ice cream, incl. custards (excl. lowfat and nonfat) shipped in sizes less than 3 gallons.....		311520-01	06/83	284.646	285.882	285.948	286.275	286.986
Ice cream, including custards (excluding lowfat and nonfat), novelty forms.....		311520-02	06/83	280.817	280.696	280.937	281.287	281.389
Ice cream, including custards, lowfat and nonfat.....		311520-03	06/92	213.562	213.705	213.771	214.143	214.200
Frozen desserts containing fats other than butterfat (incl. soy, rice, almond, oats, etc.).....		311520-04	12/98	161.265	161.488	161.541	162.878	162.964
Other frozen desserts (yogurt, sherbet, water ices, mellorine, frozen pudding, gelato, etc.).....		311520-06	12/22	105.418	105.418	105.418	104.113	104.117
Secondary products and miscellaneous receipts.....		311520-09	12/98	215.484	215.489	215.612	216.300	216.689
Miscellaneous receipts.....		311520-SM						
Secondary products.....		311520-M	06/83	320.317	320.796	318.389	318.389	318.356
Secondary products.....		311520-S	06/83	191.489	191.637	191.637	191.637	191.547
Animal slaughtering & processing.....								
Animal, except poultry, slaughtering.....	31161		12/84	223.180	227.016	228.009	230.773	231.489
Animal, except poultry, slaughtering.....								
Primary products.....	311611		12/80	258.258	259.586	259.201	269.769	270.529
Pork, fresh/frozen, unprocessed, all cuts, except sausage, made in slaughtering plants.....		311611-P	12/80	254.100	255.423	255.082	265.534	266.287
Pork, processed or cured, not canned or made into sausage, made in slaughtering plants.....		311611-A	12/80	160.868	167.936	170.658	171.674	172.566
Fresh and processed sausage, deli, and cooked meats, made in slaughtering plants.....		311611-G	12/80	274.764	259.425	261.336	263.307	263.592
Hides, skins, and pelts, made in slaughtering plants.....		311611-J	12/80	306.763	315.025	310.404	314.414	327.812
Miscellaneous byproducts of slaughtering plants.....		311611-Q	12/80	81.656	80.895	79.823	78.973	77.483
Miscellaneous byproducts of slaughtering plants.....		311611-R	12/80	519.558	527.281	521.184	538.451	559.223

See footnotes at end of table.

Table 11. Producer price indexes for net output of selected industries and their products, not seasonally adjusted — Continued
 [July 2024]

Title ¹	Industry code	Product code	Index base	Unadjusted index ²				
				Mar. 2024	Apr. 2024 ^P	May 2024 ^P	June 2024 ^P	July 2024 ^P
Animal, except poultry, slaughtering - Continued								
Beef, fresh or frozen, not canned or made into sausage, made in slaughtering plants.....		311611-1	12/80	295.319	293.523	291.998	309.328	307.797
Beef, fresh/frozen whole/half carcass, not canned or made into sausage, misp...		311611-10	12/80	309.140	297.146	296.713	297.481	304.978
Beef, fresh/frozen variety meats, not canned or made into sausage, made in slaughtering plants.....		311611-16	12/80	312.126	319.751	325.511	334.543	344.637
Beef, fresh/frozen, primal and subprimal cuts, made in slaughtering plants.....		311611-17	12/95	262.756	261.399	259.481	276.931	274.072
Lamb/mutton, fresh or frozen, not canned or made into sausage, made in slaughtering plants.....		311611-7	12/95	324.117	323.955	320.072	315.881	320.693
Secondary products and miscellaneous receipts.....		311611-SM						
Secondary products.....		311611-S	12/80	156.772	156.254	152.772	155.188	155.220
Meat processed from carcasses.....	311612		12/82	226.525	232.867	233.201	233.200	239.319
Primary products.....		311612-P	12/82	220.383	226.565	227.020	227.038	233.214
Other processed, frozen, or cooked meats, made from purchased carcasses.....		311612-A	12/82	222.291	230.305	230.467	231.446	239.896
Boxed meat (beef, pork, lamb, etc.), made from purchased carcasses.....		311612-A1	06/08	143.818	147.149	145.320	144.059	152.708
Frozen ground meat patties and other processed, frozen, or cooked meats, mfpc.....		311612-A5	09/16	128.610	133.836	134.545	135.706	139.595
Pork, processed or cured, not canned or made into sausage, mfpc.....		311612-1	12/82	164.915	170.096	171.692	169.252	173.677
Pork, sweet-pickled, dry-cured, or dry salt, not canned or made into sausage, mfpc.....		311612-11	09/16	125.848	125.983	126.752	127.167	127.464
Smoked hams and picnics, excluding canned, made from purchased carcasses.....		311612-12	06/08	143.890	155.804	159.596	145.239	163.231
Smoked slab bacon, made from purchased carcasses.....		311612-13	09/16	117.654	116.237	118.042	121.028	121.058
Smoked sliced bacon, made from purchased carcasses.....		311612-14	06/08	157.612	162.343	162.970	165.977	165.265
Other smoked pork, not canned or made into sausage, made from purchased carcasses.....		311612-15	06/08	154.003	153.142	153.512	153.405	149.271
Boiled ham, barbecue pork, and other cooked pork, except canned meats and sausage, mfpc.....		311612-16	06/08	113.073	113.067	113.073	113.085	113.074
Sausage and similar products, excluding canned, made from purchased carcasses.....		311612-4	12/82	251.731	254.774	254.951	255.912	259.980
Fresh sausage (pork sausage, breakfast links, etc.), excluding canned, mfpc....		311612-41	12/82	308.699	325.173	319.468	316.232	330.956
Dry or semidry sausage (salami, cervelat, pepperoni, summer sausage, pork roll, etc), mfpc.....		311612-42	12/82	227.303	223.084	225.876	233.910	232.289
Frankfurters, including wieners, excluding canned, made from purchased carcasses.....		311612-43	12/82	274.752	274.518	275.399	275.963	274.278
Other sausage (smoked or cooked) & jellied goods & similar preparations, excluding canned, mfpc.....		311612-44	12/82	224.612	225.192	227.940	223.516	227.486
Secondary products and miscellaneous receipts.....		311612-SM						
Secondary products.....		311612-S	12/82	229.995	237.128	232.595	231.894	230.980
Rendering and meat byproduct processing.....	311613		12/82	282.790	279.936	276.207	282.173	283.126
Primary products.....		311613-P	12/82	273.016	270.146	266.482	272.431	273.190
Lard, inedible tallow, and other greases, excluding wool grease.....		311613-2	12/82	326.475	328.154	327.218	334.456	338.874
Animal and marine feed and fertilizer byproducts.....		311613-5	12/82	222.961	218.677	214.376	219.187	218.466
Meat and bone meal.....		311613-51	12/82	147.526	142.470	140.701	146.244	147.435
Animal and marine feed and fertilizer byproducts, except meat and bone meal..		311613-52	12/82	329.321	326.301	318.345	322.087	318.640
Secondary products and miscellaneous receipts.....		311613-SM						
Poultry processing.....	311615		12/81	182.413	187.797	191.184	186.751	183.460
Primary products.....		311615-P	12/81	186.438	191.991	195.436	190.818	187.482
Processed poultry and small game (except soups), containing 20 percent or more poultry or meat.....		311615-D	12/81	137.424	137.400	150.796	132.116	130.662
Young chickens, including bulk, chilled, frozen, whole, and in parts.....		311615-1	12/81	218.462	230.300	227.130	233.531	227.945
Turkeys (including frozen, whole, and parts).....		311615-7	12/81	186.439	184.974	187.174	183.041	182.527
Other poultry and small game (including frozen), whole, and parts.....		311615-9	12/90	298.040	295.224	293.741	293.741	285.492
Secondary products and miscellaneous receipts.....		311615-SM						
Secondary products.....		311615-S	12/81	31.867	31.264	32.375	34.314	32.889
Seafood product preparation & packaging.....	3117		12/03	188.351	188.685	187.040	187.089	188.206
Seafood product preparation and packaging.....	31171		12/03	188.351	188.685	187.040	187.089	188.206
Seafood product preparation and packaging.....	311710		12/11	131.852	132.086	130.934	130.969	131.751
Primary products.....		311710-P	12/11	131.474	131.709	130.547	130.569	131.366
Prepared frozen shellfish.....		311710-3	12/96	169.565	171.807	169.489	170.919	171.947
Prepared fresh fish/seafood, inc. surimi/surimi-based products.....		311710-6	12/82	419.227	419.819	416.804	424.735	423.293
Prepared frozen fish.....		311710-7	12/82	302.449	303.385	303.289	301.271	306.808
Other prepared fresh and frozen seafood.....		311710-9	12/96	242.306	240.576	232.603	227.958	226.971
Secondary products and miscellaneous receipts.....		311710-SM						
Bakeries & tortilla mfg.....	3118		12/03	189.890	189.248	189.018	189.064	189.405
Bread & bakery product mfg.....	31181		12/03	203.558	202.760	202.729	202.815	203.052
Retail bakeries.....	311811		12/03	235.652	236.873	237.089	238.111	238.185
Primary products.....		311811-P	12/99	259.652	261.245	261.245	262.578	262.578
Retail bakery products.....		311811-0	12/99	259.652	261.245	261.245	262.578	262.578

See footnotes at end of table.

Table 11. Producer price indexes for net output of selected industries and their products, not seasonally adjusted — Continued
 [July 2024]

Title ¹	Industry code	Product code	Index base	Unadjusted index ²				
				Mar. 2024	Apr. 2024 ^P	May 2024 ^P	June 2024 ^P	July 2024 ^P
Retail bakeries - Continued								
Secondary products and miscellaneous receipts.....		311811-SM						
Miscellaneous receipts.....		311811-M	06/07	236.625	236.615	244.746	244.746	244.746
Commercial bakeries.....	311812		06/80	454.840	452.052	451.933	451.985	452.592
Primary products.....		311812-P	06/80	450.401	447.237	447.121	447.173	447.809
Bread (white, wheat, rye, etc.), including frozen.....		311812-1	06/80	454.277	449.205	449.694	449.779	450.534
White pan bread.....		311812-15	12/11	145.878	143.783	144.166	143.932	144.315
White hearth bread (French, Italian, etc.).....		311812-16	12/11	145.383	143.486	144.018	144.197	144.179
Dark wheat breads (whole wheat, cracked wheat, multigrain, etc.).....		311812-17	12/11	144.248	141.890	141.921	141.966	141.971
Other variety breads (rye, unleavened, raisin, potato, self-rising, salt-free, canned, etc.).....		311812-18	12/11	130.680	130.778	130.431	130.808	131.120
Rolls, bread-type (including muffins, bagels, and croissants), including frozen.....		311812-5	06/80	422.179	418.099	417.258	417.191	416.752
Rolls, hamburger and wiener.....		311812-51	12/11	133.951	132.500	132.090	131.862	131.757
All other rolls, bread-type (incl. muffins, bagels, and croissants).....		311812-59	12/11	153.232	151.901	151.734	151.909	151.717
Soft cakes, excluding frozen.....		311812-7	06/80	494.126	493.419	493.798	494.239	497.481
Pies (fruit, cream, and custard), excluding frozen.....		311812-8	06/80	523.415	523.004	523.415	523.004	522.180
Other sweet goods, excluding frozen.....		311812-9	06/80	465.300	468.839	468.784	468.813	470.411
Secondary products and miscellaneous receipts.....		311812-SM						
Secondary products.....		311812-S	06/80	408.607	410.099	410.099	410.099	410.359
Frozen cakes and other pastries manufacturing.....	311813		06/91	247.671	247.951	247.858	247.639	247.855
Primary products.....		311813-P	12/82	354.733	355.183	355.034	354.609	354.975
Frozen cakes, pies, and other pastries.....		311813-0	12/82	354.733	355.183	355.034	354.609	354.975
Secondary products and miscellaneous receipts.....		311813-SM						
Secondary products.....		311813-S	06/91	211.655	211.655	211.655	212.012	211.913
Cookie, cracker & pasta mfg.....	31182		12/03	166.772	166.536	166.329	166.395	166.145
Cookie and cracker manufacturing.....	311821		06/83	263.369	263.369	263.369	263.369	263.372
Primary products.....		311821-P	06/83	261.315	261.315	261.315	261.315	261.315
Crackers, biscuits, and related products.....		311821-2	06/83	252.083	252.083	252.083	252.083	252.083
Saltines and all other crackers, cracker meal and crumbs, and biscuits.....		311821-24	01/12	101.377	101.377	101.377	101.377	101.377
Cookies, wafers, and ice cream cones and cups (excluding frozen).....		311821-4	06/83	266.456	266.456	266.456	266.456	266.456
Secondary products and miscellaneous receipts.....		311821-SM						
Secondary products.....		311821-S	06/83	278.731	278.731	278.731	278.731	278.761
Dry pasta, dough, and flour mixes manufacturing from purchased flour.....	311824		06/85	256.710	256.070	255.507	255.687	255.004
Primary products.....		311824-P	12/11	135.403	135.301	135.084	135.145	134.776
Prepared flour mixes (incl refrigerated & frozen doughs & batters) made from purchased flour.....		311824-1	06/85	242.187	241.915	241.337	241.500	240.508
Flour mixes (refrigerated & frozen doughs & batters), ex cake mixes, made from purchased flour.....		311824-12	06/85	238.408	238.124	237.521	237.691	236.656
Dry macaroni, spaghetti and egg noodle products (excluding canned or frozen).....		311824-3	06/85	279.015	279.015	279.015	279.015	279.036
Secondary products and miscellaneous receipts.....		311824-SM						
Secondary products.....		311824-S	06/85	327.342	326.295	325.214	327.455	327.674
Tortilla mfg.....	31183		12/03	184.799	183.375	180.869	180.375	185.402
Tortilla manufacturing.....	311830		12/03	184.801	183.377	180.871	180.377	185.404
Primary products.....		311830-P	06/91	226.924	225.203	221.973	221.330	227.770
Tortillas, sold in bulk or packages, excluding frozen or canned.....		311830-0	06/91	226.924	225.203	221.973	221.330	227.770
Secondary products and miscellaneous receipts.....		311830-SM						
Miscellaneous receipts.....		311830-M	12/03	137.611	137.611	137.611	137.611	137.611
Secondary products.....		311830-S	12/03	185.599	183.255	183.077	183.168	184.216
Other food manufacturing.....	3119		12/03	183.134	182.195	181.413	182.181	183.477
Snack food mfg.....	31191		12/03	198.729	193.352	193.407	193.129	193.266
Roasted nuts and peanut butter manufacturing.....	311911		12/03	151.539	151.070	151.855	150.964	151.322
Primary products.....		311911-P	12/03	151.541	151.055	151.813	150.896	151.254
Nuts and seeds (salted, roasted, cooked, or blanched).....		311911-1	06/91	192.365	191.776	191.574	190.057	190.587
Nuts (salted, roasted, cooked, or blanched), sold in bulk.....		311911-11	06/91	159.347	158.821	158.603	157.408	157.768
Canned nuts (salted, roasted, cooked, or blanched).....		311911-12	06/91	152.453	152.547	151.892	153.929	149.599
All other packaged nuts, including all types of seeds (salted, roasted, cooked, or blanched).....		311911-13	06/91	253.067	252.706	254.035	248.024	254.328
Peanut butter.....		311911-4	12/85	232.764	231.765	244.206	246.250	246.065
Secondary products and miscellaneous receipts.....		311911-SM						
Secondary products.....		311911-S	06/91	165.071	165.071	165.071	164.818	165.502
Other snack food manufacturing.....	311919		06/91	281.061	270.672	270.182	270.309	270.309
Primary products.....		311919-P	12/85	318.987	306.897	306.326	306.474	306.474
Potato chips and sticks, plain and flavored.....		311919-1	12/85	296.415	299.246	299.246	299.619	299.619
Corn chips and related products.....		311919-4	12/85	332.856	294.563	294.563	294.563	294.563
Other chips, sticks (hard pretzels, bacon rinds, popcorn (except candied), etc.).....		311919-7	12/03	215.409	215.409	213.989	213.989	213.989
Secondary products and miscellaneous receipts.....		311919-SM						

See footnotes at end of table.

Table 11. Producer price indexes for net output of selected industries and their products, not seasonally adjusted — Continued
 [July 2024]

Title ¹	Industry code	Product code	Index base	Unadjusted index ²				
				Mar. 2024	Apr. 2024 ^P	May 2024 ^P	June 2024 ^P	July 2024 ^P
Coffee & tea mfg.	31192		12/03	187.275	186.159	187.123	187.266	193.062
Coffee and tea manufacturing.	311920		06/81	261.871	260.310	261.659	261.858	269.963
Primary products.		311920-P	06/81	247.139	245.659	246.937	247.126	254.812
Roasted coffee.		311920-1	06/81	261.666	259.855	261.376	261.686	270.482
Coffee, concentrated, including coffee substitutes.		311920-5	06/81	212.457	212.457	212.457	212.457	212.457
Tea in consumer packages.		311920-7	12/85	184.220	184.395	184.517	184.001	187.002
Secondary products and miscellaneous receipts.		311920-SM						
Miscellaneous receipts.		311920-M	12/00	220.466	220.466	220.466	220.466	220.466
Flavoring syrup & concentrate mfg.	31193		12/03	162.747	162.747	162.720	163.273	155.805
Flavoring syrup and concentrate manufacturing.	311930		12/85	241.466	241.466	241.427	242.249	231.106
Primary products.		311930-P	12/85	251.677	251.677	251.677	252.557	239.460
Liquid beverage bases, excluding use by soft drink bottlers.		311930-1	12/85	282.561	282.561	282.561	286.223	286.223
Soft drink flavoring syrup, sold in bulk.		311930-6	05/15	147.068	147.068	147.068	147.068	129.526
Other flavoring agents (except chocolate syrups).		311930-8	12/85	164.429	164.429	164.429	164.429	164.429
Secondary products and miscellaneous receipts.		311930-SM						
Secondary products.		311930-S	06/07	177.627	177.627	-	-	-
Seasoning & dressing mfg.	31194		12/03	196.990	196.606	196.680	197.021	197.242
Mayonnaise, dressing, and sauce manufacturing.	311941		12/03	188.649	188.764	188.764	188.796	188.874
Primary products.		311941-P	06/81	341.243	341.474	341.474	341.542	341.689
Vinegar and cider.		311941-1	12/85	185.691	185.691	185.691	185.691	187.309
Prepared sauces, excluding tomato-based sauces and sauces comprised of 20 percent or more meat.		311941-4	06/81	285.264	285.649	285.649	285.649	285.649
Mayonnaise, salad dressings, and sandwich spreads.		311941-7	06/81	341.532	341.532	341.532	341.683	341.683
Spoon-type salad dressing incl. mayonnaise, sandwich spreads, refrigerated dressings, semisolid.		311941-75	06/07	184.660	184.660	184.660	185.073	185.073
Pourable-type salad dressing (reduced calorie, cheese, vinegar and oil, etc.).		311941-76	06/07	161.259	161.259	161.259	160.876	160.876
Secondary products and miscellaneous receipts.		311941-SM						
Miscellaneous receipts.		311941-M	06/94	-	-	-	-	-
Secondary products.		311941-S	06/81	281.965	281.965	281.965	281.939	282.015
Spice and extract manufacturing.	311942		12/03	197.487	196.519	196.678	197.373	197.755
Primary products.		311942-P	12/03	199.741	198.740	198.872	199.593	200.010
Table salt (evaporated), pepper (white and black), and other spices.		311942-1	06/85	272.765	272.911	274.020	277.218	279.072
Pepper and other spices in commercial sizes (1 lb or more).		311942-16	05/17	113.366	113.988	113.988	118.792	121.576
Flavoring extracts, emulsions, liquid flavors, and food colorings.		311942-6	12/85	369.147	362.695	362.695	362.695	362.695
Dry mix food preparations.		311942-7	06/91	167.611	167.611	167.355	167.355	167.355
Secondary products and miscellaneous receipts.		311942-SM						
Secondary products.		311942-S	12/03	161.984	161.649	-	-	-
All other food mfg.	31199		12/03	165.222	168.889	165.502	168.159	173.081
Perishable prepared food manufacturing.	311991		12/03	147.744	152.175	150.800	152.270	153.878
Primary products.		311991-P	12/85	211.753	218.321	216.283	218.463	220.847
Perishable prepared foods.		311991-0	12/85	211.753	218.321	216.283	218.463	220.847
Secondary products and miscellaneous receipts.		311991-SM						
Miscellaneous receipts.		311991-M	12/03	233.363	233.363	233.382	233.344	233.344
All other miscellaneous food manufacturing.	311999		12/03	173.325	175.770	170.125	174.115	182.768
Primary products.		311999-P	12/03	169.709	172.479	166.485	171.249	180.019
All other miscellaneous manufactured foods.		311999-0	12/03	169.709	172.479	166.485	171.249	180.019
Secondary products and miscellaneous receipts.		311999-SM						
Beverage & tobacco mfg.	312		12/03	206.809	206.793	209.167	209.007	208.993
Beverage mfg.	3121		12/84	240.302	240.069	240.095	239.796	239.752
Soft drink & ice mfg.	31211		12/03	191.608	191.189	191.764	191.166	191.132
Soft drink manufacturing.	312111		06/81	321.833	320.957	321.790	321.025	319.799
Primary products.		312111-P	06/81	331.432	330.426	331.268	330.439	329.244
Soft drinks, non-carbonated.		312111-A	12/00	194.428	193.849	190.687	188.671	191.973
Soft drinks, non-carbonated, fruit drinks, cocktails, and ades.		312111-A4	12/11	138.386	138.698	135.983	136.953	136.141
Soft drinks, non-carbonated, iced tea and other types.		312111-A9	06/07	147.710	146.808	144.702	141.642	146.160
Soft drinks, energy and sport.		312111-B	01/24	105.257	102.069	103.504	104.572	102.434
Soft drinks, carbonated, bottled, canned, glass, plastic.		312111-2	12/11	175.404	176.950	177.537	176.544	176.108
Secondary products and miscellaneous receipts.		312111-SM						
Miscellaneous receipts.		312111-M	06/81	255.431	254.639	253.736	260.495	262.044
Bottled water manufacturing.	312112		12/03	113.618	113.645	114.351	112.493	115.239
Primary products.		312112-P	12/03	112.168	112.195	112.896	111.050	113.759
Bottled water.		312112-0	12/00	110.133	110.159	110.848	109.036	111.696
Secondary products and miscellaneous receipts.		312112-SM						
Ice manufacturing.	312113		12/85	301.741	304.935	304.935	322.820	322.820

See footnotes at end of table.

Table 11. Producer price indexes for net output of selected industries and their products, not seasonally adjusted — Continued
 [July 2024]

Title ¹	Industry code	Product code	Index base	Unadjusted index ²				
				Mar. 2024	Apr. 2024 ^P	May 2024 ^P	June 2024 ^P	July 2024 ^P
Ice manufacturing - Continued								
Primary products.....		312113-P	12/85	288.891	288.891	288.891	306.388	306.388
Ice, manufactured (cubed, crushed, etc.), including can or block.....		312113-0	12/03	193.538	193.538	193.538	205.259	205.259
Secondary products and miscellaneous receipts.....		312113-SM						
Miscellaneous receipts.....		312113-M	08/98	221.764	221.764	221.764	221.764	221.764
Breweries.....	31212		12/03	156.392	156.401	156.495	156.456	156.545
Breweries.....	312120		06/82	234.608	234.620	234.761	234.703	234.836
Primary products.....		312120-P	06/82	232.573	232.588	232.747	232.681	232.832
Canned beer and ale case goods.....		312120-1	06/82	240.409	239.851	239.785	239.778	240.127
Bottled beer and ale case goods.....		312120-5	06/82	201.898	201.548	201.258	200.810	200.914
Beer and ale in barrels and kegs.....		312120-7	06/82	323.829	325.157	326.040	326.164	326.186
All other malt beverages and brewing products.....		312120-9	06/82	185.706	184.404	184.396	184.423	184.390
Secondary products and miscellaneous receipts.....		312120-SM						
Miscellaneous receipts.....		312120-M	12/02	166.799	166.799	166.799	166.799	166.799
Wineries.....	31213		12/03	147.871	147.955	146.706	147.014	146.803
Wineries.....	312130		12/83	205.516	205.633	203.900	204.327	204.035
Primary products.....		312130-P	12/83	210.798	210.922	209.080	209.534	209.223
Wines, brandy, and brandy spirits.....		312130-0	12/98	150.522	150.610	149.295	149.619	149.397
Wines, white, red, and rose grape, and other fruits, 14 percent or less alcohol.....		312130-08	12/11	117.584	117.723	116.571	116.832	116.497
Wines, white grape, 14 percent or less alcohol content.....		312130-0811	12/83	173.391	173.583	171.313	172.030	170.810
Wines, red grape, 14 percent or less alcohol content.....		312130-0821	12/83	221.975	222.183	220.682	220.717	220.815
Wines, rose grape and other fruits and berries, 14 percent or less alcohol.....		312130-0831	12/11	145.569	146.505	145.941	146.441	148.438
Wines, dessert, effervescent, and wine coolers.....		312130-09	12/11	128.411	128.960	128.190	128.992	130.253
All other wines, brandy, and brandy spirits.....		312130-0B	06/06	165.079	163.617	164.021	163.848	165.237
Secondary products and miscellaneous receipts.....		312130-SM						
Miscellaneous receipts.....		312130-M	12/91	173.675	173.675	-	-	-
Distilleries.....	31214		12/03	110.245	110.217	110.184	110.165	110.203
Distilleries.....	312140		06/83	181.422	181.381	181.336	181.305	181.368
Primary products.....		312140-P	06/83	176.397	176.380	176.380	176.356	176.423
Distilled liquor, excluding brandy.....		312140-2	07/98	82.110	82.110	82.110	82.110	82.110
Distilled whiskey, all other distilled liquor, excluding brandy.....		312140-22	12/11	124.052	124.052	124.052	124.052	124.052
Bottled liquor, excluding brandy.....		312140-5	06/83	200.947	200.911	200.911	200.860	201.002
Bottled whiskey.....		312140-5B	06/12	102.658	102.658	102.658	102.658	102.797
Bottled gin, vodka, rum, cordials, cocktails, and similiar compounds.....		312140-5C	06/12	105.937	105.887	105.887	105.887	105.887
Secondary products and miscellaneous receipts.....		312140-SM						
Miscellaneous receipts.....		312140-M	08/83	204.603	204.603	204.091	204.091	204.091
Secondary products.....		312140-S	12/97	-	100.938	91.695	90.526	89.539
Tobacco mfg.....	3122		12/84	1,153.730	1,155.370	1,190.529	1,190.529	1,190.668
Tobacco manufacturing.....	31223		12/82	1,263.146	1,264.942	1,303.435	1,303.435	1,303.587
Tobacco manufacturing.....	312230		12/11	210.481	210.780	217.194	217.194	217.219
Primary products.....		312230-P	12/11	216.087	216.395	222.995	222.995	223.021
Tobacco stemming and redrying.....		312230-0	06/84	121.649	121.671	121.443	121.443	121.606
Tobacco, unstemmed leaf, redried before packing.....		312230-01	12/03	126.777	126.816	126.394	126.394	126.696
Tobacco, stemmed.....		312230-04	06/84	107.619	107.619	107.619	107.619	-
Cigarettes, excluding electronic.....		312230-1	12/82	1,407.185	1,407.185	1,453.666	1,453.666	1,453.666
Other tobacco products.....		312230-9	12/03	240.628	243.423	247.962	247.962	248.142
Cigars.....		312230-91	12/82	657.951	659.562	681.549	681.549	681.549
Chewing and smoking tobacco.....		312230-94	12/82	996.869	1,011.173	1,027.150	1,027.150	1,028.110
Secondary products and miscellaneous receipts.....		312230-SM						
Textile mills.....	313		12/03	168.444	169.017	168.321	168.518	168.169
Fiber, yarn, and thread mills.....	3131		12/84	169.970	171.369	170.241	169.895	168.881
Fiber, yarn, and thread mills.....	31311		12/84	169.970	171.369	170.241	169.895	168.881
Fiber, yarn, and thread mills.....	313110		12/11	118.332	119.306	118.520	118.280	117.574
Primary products.....		313110-P	12/11	118.268	119.241	118.456	118.215	117.510
Spun yarns.....		313110-4	12/82	155.589	155.589	154.382	154.382	154.326
Cotton spun yarns.....		313110-42	05/22	81.835	81.835	81.779	81.779	81.738
Rayon, acetate, and lyocell spun yarns.....		313110-45	12/82	179.885	179.885	179.885	179.885	179.885
Noncellulosic fiber and other natural fiber (excluding cotton and wool) spun yarns.....		313110-47	12/96	142.881	142.881	142.799	142.799	142.510
Other noncellulosic fiber & other natural fiber yarns, spun & finished in the same est.....		313110-475	12/11	122.081	122.081	121.850	121.850	121.040
Textured and twisted yarns.....		313110-6	12/82	202.138	205.691	204.525	203.642	201.137
Textured/crimped/bulked filament yarns, incl. stretch yarn, made from purchased filament yarn.....		313110-6H	12/82	219.675	223.926	222.555	221.533	218.541
Fabric mills.....	3132		12/03	160.765	161.304	160.873	161.000	160.714

See footnotes at end of table.

Table 11. Producer price indexes for net output of selected industries and their products, not seasonally adjusted — Continued
 [July 2024]

Title ¹	Industry code	Product code	Index base	Unadjusted index ²				
				Mar. 2024	Apr. 2024 ^P	May 2024 ^P	June 2024 ^P	July 2024 ^P
Broadwoven fabric mills.....	31321		12/03	163.585	164.152	164.156	164.504	164.179
Broadwoven fabric mills.....	313210		12/03	163.534	164.101	164.106	164.453	164.128
Primary products.....		313210-P	12/03	161.986	162.572	162.577	162.936	162.600
Fabricated textile products, made in weaving mills.....		313210-W	12/06	145.342	149.835	150.234	150.073	148.127
Cotton broadwoven fabrics.....		313210-4	09/21	120.589	120.973	121.145	121.202	120.261
Manmade, silk, and other natural fiber (excluding cotton and wool) broadwoven fabrics.....		313210-8	09/21	110.957	111.168	111.074	111.475	111.617
Greige manmade, silk, and other natural fiber (exc cotton/wool) broadwoven fabrics.....		313210-81	06/11	120.535	120.823	120.614	121.158	121.240
Finished manmade, silk, & natural fiber (exc cotton/wool) broadwoven, finished in weaving mills.....		313210-83	06/81	187.764	187.891	188.151	188.404	188.924
Secondary products and miscellaneous receipts.....		313210-SM						
Narrow fabric mills and schiffli embroidery.....	31322		06/84	248.524	249.082	249.190	249.799	246.532
Narrow fabric mills and schiffli embroidery.....	313220		06/84	251.958	252.524	252.633	253.251	249.940
Primary products.....		313220-P	06/84	254.338	254.918	255.023	255.654	252.261
Woven narrow fabrics (12 inches or less in width).....		313220-2	06/84	244.463	245.261	245.434	246.301	241.637
Braided narrow fabrics (12 inches or less in width).....		313220-4	06/84	365.702	365.702	365.468	365.468	365.468
Secondary products and miscellaneous receipts.....		313220-SM						
Secondary products.....		313220-S	06/84	283.496	283.496	284.138	284.351	284.242
Nonwoven fabric mills.....	31323		12/03	147.568	148.180	147.428	147.378	147.310
Nonwoven fabric mills.....	313230		12/85	176.261	176.989	176.095	176.035	175.954
Primary products.....		313230-P	12/85	181.531	182.285	181.360	181.298	181.214
Nonwoven fabrics.....		313230-1	12/85	184.003	184.808	183.822	183.661	183.568
Pressed, punched, or needled felts, excluding hats.....		313230-5	12/85	164.664	164.586	164.641	166.436	166.514
Knit fabric mills.....	31324		12/03	166.073	166.083	165.986	166.228	166.228
Knit fabric mills.....	313240		12/11	139.667	139.675	139.593	139.797	139.797
Primary products.....		313240-P	12/11	136.300	136.309	136.227	136.430	136.430
Weft (circular) knit fabrics.....		313240-2	06/81	161.130	161.205	161.071	161.071	161.071
Weft (circular) knit fabrics, greige goods (excluding hosiery).....		313240-21	06/81	160.526	160.526	160.526	160.526	160.526
Weft (circular) knit fabrics, knit and finished in the same establishment (excl hosiery).....		313240-23	12/94	162.335	161.991	161.991	161.991	161.991
Other knit fabrics and laces.....		313240-4	06/81	180.966	180.906	180.840	181.369	181.369
Warp knit fabrics, greige goods (excluding hosiery).....		313240-41	06/81	229.048	229.048	229.048	229.048	229.048
Warp knit fabrics, knit and finished in same establishment.....		313240-43	12/03	151.354	151.257	151.257	152.122	152.122
Secondary products and miscellaneous receipts.....		313240-SM1						
Textile and fabric finishing mills.....	3133		12/03	188.952	188.899	188.013	188.860	188.996
Textile and fabric finishing mills.....	31331		12/03	187.847	187.504	185.980	187.246	187.296
Textile and fabric finishing mills.....	313310		12/11	148.299	148.028	146.827	147.830	147.869
Primary products.....		313310-P	12/11	149.453	149.170	147.914	148.963	149.004
Textile and fabric finishing, except broadwoven.....		313310-B	12/03	152.048	149.543	148.864	149.440	149.740
Finished broadwoven fabrics, finished in finishing mills.....		313310-4	12/03	207.846	208.429	206.419	208.093	208.038
Commission finishing of cotton broadwoven fabrics.....		313310-43	06/84	314.037	313.808	313.851	313.903	313.958
Other finished broadwoven fabrics (excl. cotton and wool), finished in finishing mills.....		313310-45	06/84	276.267	279.709	271.067	278.797	278.797
Other commission finishing of broadwoven fabrics (excl. cotton & wool).....		313310-47	06/84	300.479	299.820	299.463	299.263	299.031
Secondary products and miscellaneous receipts.....		313310-SM						
Fabric coating mills.....	31332		12/03	197.940	198.528	199.021	198.976	199.307
Fabric coating mills.....	313320		06/85	279.516	280.346	281.043	280.980	281.446
Primary products.....		313320-P	06/85	272.595	273.388	274.075	274.017	274.466
Vinyl coated fabrics, including expanded vinyl coated.....		313320-1	06/85	264.212	264.183	262.671	262.995	262.737
Rubber coated fabrics, garments, and footwear.....		313320-4	12/03	226.126	226.353	226.353	226.353	226.592
Coated or laminated fabrics and coated yarns, incl. impregnated fabrics.....		313320-5	06/06	162.638	163.356	164.381	164.243	164.703
Secondary products and miscellaneous receipts.....		313320-SM						
Secondary products.....		313320-S	06/85	215.715	216.088	215.390	214.456	214.149
Textile product mills.....	314		12/03	160.560	160.232	160.436	161.460	161.493
Textile furnishings mills.....	3141		12/03	154.821	154.056	153.769	155.350	155.350
Carpet and rug mills.....	31411		12/84	190.340	189.072	188.151	190.755	190.755
Carpet and rug mills.....	314110		06/90	174.197	173.037	172.193	174.577	174.577
Primary products.....		314110-P	06/90	175.578	174.413	173.559	175.972	175.972
Carpet and rugs.....		314110-0	06/90	175.578	174.413	173.559	175.972	175.972
Secondary products and miscellaneous receipts.....		314110-SM						
Curtain and linen mills.....	31412		12/03	158.599	158.599	159.676	159.676	159.678
Curtain and linen mills.....	314120		06/83	185.541	185.541	186.802	186.802	186.804
Primary products.....		314120-P	06/83	183.123	183.123	184.315	184.315	184.315

See footnotes at end of table.

Table 11. Producer price indexes for net output of selected industries and their products, not seasonally adjusted — Continued
[July 2024]

Title ¹	Industry code	Product code	Index base	Unadjusted index ²				
				Mar. 2024	Apr. 2024 ^P	May 2024 ^P	June 2024 ^P	July 2024 ^P
Curtain and linen mills - Continued								
Curtains and draperies, made from purchased materials.....		314120-1	06/84	227.402	227.402	231.903	231.903	231.903
Other household textile products, made from purchased materials.....		314120-8	06/83	179.713	179.713	179.837	179.837	179.837
Bedspreads, made from purchased materials.....		314120-83	06/83	152.318	152.318	152.318	152.318	152.318
Other household furnishings, made from purchased materials.....		314120-89	06/83	165.258	165.258	165.394	165.394	165.394
Secondary products and miscellaneous receipts.....		314120-SM						
Miscellaneous receipts.....		314120-M	06/83	205.970	205.970	208.398	208.398	208.398
Secondary products.....		314120-S	06/83	252.979	252.979	255.927	255.927	256.108
Other textile product mills.....	3149		12/03	166.181	166.465	167.345	167.566	167.645
Textile bag and canvas mills.....	31491		12/03	171.767	173.052	174.994	174.997	174.997
Textile bag and canvas mills.....	314910		12/11	143.330	144.403	146.023	146.026	146.026
Primary products.....		314910-P	12/11	144.577	145.786	147.579	147.579	147.579
Textile bags.....		314910-1	12/85	221.146	221.146	221.717	221.717	221.717
Duffle bags.....		314910-11	12/02	179.354	179.354	179.467	179.467	179.467
All other textile bags.....		314910-13	12/85	229.273	229.273	229.899	229.899	229.899
Canvas and related products.....		314910-5	12/85	371.726	375.333	380.528	380.528	380.528
Secondary products and miscellaneous receipts.....		314910-SM						
Miscellaneous receipts.....		314910-M	12/11	115.661	115.661	115.661	115.661	115.661
Secondary products.....		314910-S	12/11	170.988	170.988	171.348	171.380	171.378
All other textile product mills.....	31499		12/03	162.310	162.106	162.464	162.789	162.906
Rope, twine, tire cord, and tire fabric mills.....	314994		12/11	113.994	114.023	113.979	114.404	114.453
Primary products.....		314994-P	12/11	111.725	111.753	111.709	112.136	112.184
Rope, cordage, and twine.....		314994-4	06/85	294.562	294.212	294.384	296.687	296.950
Tire cord and tire fabrics.....		314994-7	06/84	139.382	139.607	139.425	139.425	139.425
Secondary products and miscellaneous receipts.....		314994-SM						
Miscellaneous receipts.....		314994-M	12/11	154.000	154.000	154.000	154.000	154.000
All other miscellaneous textile product mills.....	314999		12/03	159.724	159.444	159.934	160.162	160.293
Primary products.....		314999-P	12/03	159.412	159.086	159.649	159.915	160.062
Embroideries (excluding Schiffl machine products) and embroidery contractors.....		314999-6	12/11	131.094	130.338	130.338	131.197	131.197
Trimnings and findings, excluding automobile and apparel.....		314999-7	12/03	224.959	225.108	225.108	224.603	224.603
All other miscellaneous fabricated textile products.....		314999-8	12/03	156.836	156.572	157.212	157.359	157.574
Secondary products and miscellaneous receipts.....		314999-SM						
Miscellaneous receipts.....		314999-M	12/03	180.741	180.741	180.833	180.833	180.833
Secondary products.....		314999-S	12/03	146.648	146.648	146.648	146.648	146.715
Apparel manufacturing.....	315		12/03	130.786	131.017	131.041	132.398	132.440
Apparel knitting mills.....	3151		12/84	140.259	140.259	140.259	140.259	140.259
Apparel Knitting Mills.....	31512		12/22	101.721	101.721	101.721	101.721	101.721
Apparel knitting mills.....	315120		12/22	101.721	101.721	101.721	101.721	101.721
Primary products.....		315120-P	12/22	101.745	101.745	101.745	101.745	101.745
Hosiery and socks.....		315120-1	12/10	116.747	116.747	116.747	116.747	116.747
Hosiery and socks.....		315120-10	05/20	107.485	107.485	107.485	107.485	107.485
Other apparel knitting mills.....		315120-2	12/11	119.747	119.747	119.747	119.747	119.747
Outerwear, made in knitting mills.....		315120-28	12/84	-	-	-	126.014	126.014
Secondary products and miscellaneous receipts.....		315120-SM						
Cut and sew apparel manufacturing.....	3152		12/03	128.109	128.070	128.057	129.717	129.719
Cut and sew apparel contractors.....	31521		12/03	134.169	134.169	134.169	140.658	140.658
Cut and sew apparel contractors.....	315210		12/11	127.965	127.965	127.965	134.155	134.155
Primary products.....		315210-P	12/11	128.365	128.365	128.365	134.474	134.474
Contract receipts for men's and boys' (including unisex) apparel.....		315210-4	12/03	153.562	153.562	153.562	157.236	157.236
Contract receipts for men's and boys' pants, work apparel, and other outerwear.....		315210-48	06/07	134.854	134.854	134.854	134.854	134.854
Secondary products and miscellaneous receipts.....		315210-SM						
Cut and sew apparel manufacturing (except contractors).....	31525		12/22	102.095	102.053	102.039	102.099	102.103
Cut and sew apparel manufacturing (except contractors).....	315250		12/22	102.104	102.064	102.051	102.111	102.114
Primary products.....		315250-P	12/22	102.037	101.980	101.952	102.009	102.007
Men's and boys' cut and sew apparel manufacturing.....		315250-1	12/11	141.182	140.812	140.631	140.631	140.631
Men's and boys' nightwear, robes, and underwear, made from purchased fabrics.....		315250-11	12/03	166.771	166.771	166.771	166.771	166.771
Men's and boys' suits, coats, and overcoats, made from purchased fabrics.....		315250-12	12/80	225.459	225.459	226.402	226.402	226.402
Men's and boys' shirts, except work shirts, made from purchased fabrics.....		315250-13	06/83	196.153	196.153	196.153	196.153	196.153
Men's and boys' pants, except work pants, made from purchased fabrics.....		315250-14	12/81	266.785	266.785	266.785	266.785	266.785
Men's and boys' work clothing, made from purchased fabrics.....		315250-15	12/81	179.012	176.662	174.104	174.104	174.104
Men's and boys' other outerwear, made from purchased fabrics.....		315250-16	12/83	220.744	220.951	220.989	220.989	220.989
Women's, girls', and infants' cut and sew apparel manufacturing.....		315250-2	12/11	107.032	107.064	107.079	107.190	107.187

See footnotes at end of table.

Table 11. Producer price indexes for net output of selected industries and their products, not seasonally adjusted — Continued
[July 2024]

Title ¹	Industry code	Product code	Index base	Unadjusted index ²				
				Mar. 2024	Apr. 2024 ^P	May 2024 ^P	June 2024 ^P	July 2024 ^P
Cut and sew apparel manufacturing (except contractors) - Continued								
Women's and girls' lingerie and nightwear, made from purchased fabrics.....		315250-21	12/03	119.242	119.242	119.242	119.242	119.242
Women's and girls' blouses and shirts, made from purchased fabrics.....		315250-22	06/83	173.034	173.034	173.034	173.034	173.034
Women's and girls' dresses, made from purchased fabrics.....		315250-23	12/80	132.791	132.856	132.856	133.209	133.209
Women's and girls' suits, coats, and skirts, made from purchased fabrics.....		315250-24	12/82	130.416	130.636	130.469	130.469	130.469
Women's and girls' other outerwear, made from purchased fabrics.....		315250-25	06/83	109.835	109.835	109.936	109.936	109.936
Other cut and sew apparel manufacturing.....		315250-3	12/22	105.293	105.293	105.293	105.293	105.293
Fur and leather apparel, made from purchased materials.....		315250-31	12/03	209.499	209.499	209.499	209.499	209.499
All other cut and sew apparel, made from purchased materials.....		315250-32	12/03	160.531	160.531	160.531	160.531	160.531
Secondary products and miscellaneous receipts.....		315250-SM						
Miscellaneous receipts.....		315250-M	12/11	129.342	130.625	130.625	130.625	130.625
Secondary products.....		315250-S	12/11	126.963	126.963	128.406	128.838	129.327
Accessories and other apparel manufacturing.....	3159		12/03	164.304	167.150	167.509	167.509	168.005
Accessories and other apparel manufacturing.....	31599		12/03	164.300	167.147	167.506	167.506	168.001
Accessories and other apparel manufacturing.....	315990		12/11	147.807	150.374	150.688	150.688	151.135
Primary products.....		315990-P	12/11	142.730	145.420	145.420	145.420	145.888
All other accessories and apparel.....		315990-B	12/03	140.295	140.295	140.295	140.295	140.295
Leather belts, made from purchased materials.....		315990-BC	06/85	173.027	173.027	173.027	-	-
All other apparel accessories, made from purchased materials.....		315990-BE	12/11	140.331	140.331	140.331	140.331	140.331
Hats, caps, and millinery products.....		315990-4	12/90	273.281	285.636	285.636	285.636	287.783
Men's and boys' fabric, straw, and felt hats, made from purchased materials.....		315990-41	12/90	298.670	314.092	314.092	314.092	318.485
Women's, girls', and infants' fabric, straw, and felt hats, made from purchased materials.....		315990-43	12/90	159.903	166.400	166.400	166.400	166.400
Hat bodies and fabric caps, made from purchased materials.....		315990-45	12/90	283.344	283.344	283.344	283.344	272.410
Gloves and mittens, made from purchased materials.....		315990-7	12/03	186.587	186.587	186.587	186.587	186.587
Secondary products and miscellaneous receipts.....		315990-SM						
Miscellaneous receipts.....		315990-M	12/11	158.468	158.468	165.900	165.900	165.900
Secondary products.....		315990-S	12/11	143.576	143.576	143.576	143.576	143.576
Leather and allied product manufacturing.....	316		12/84	205.315	205.714	205.644	205.136	205.074
Leather and hide tanning and finishing.....	3161		06/81	206.783	206.373	206.028	203.999	202.289
Leather and hide tanning and finishing.....	31611		06/81	206.783	206.373	206.028	203.999	202.289
Leather and hide tanning and finishing.....	316110		06/81	206.634	206.225	205.880	203.853	202.144
Primary products.....		316110-P	06/81	202.610	202.206	201.867	199.869	198.185
Finished and unfinished leather.....		316110-1	12/97	110.830	110.606	110.437	109.213	108.185
Tanning or finishing leather owned by others, and furs, dressed and dyed or bleached.....		316110-2	06/11	133.249	133.015	132.626	132.626	132.592
Contract and commission receipts for tanning or finishing leather owned by others.....		316110-21	06/81	208.241	207.800	207.067	207.067	207.016
Secondary products and miscellaneous receipts.....		316110-SM						
Footwear manufacturing.....	3162		12/03	159.358	160.398	160.434	160.471	160.659
Footwear manufacturing.....	31621		12/03	159.358	160.398	160.434	160.471	160.659
Footwear manufacturing.....	316210		12/11	140.863	141.784	141.816	141.849	142.015
Primary products.....		316210-P	12/11	139.570	140.537	140.569	140.602	140.765
Rubber and plastics footwear, including athletic footwear.....		316210-1	12/80	165.727	165.727	165.727	165.727	165.882
Men's footwear (size 6 and larger), excluding athletic.....		316210-2	12/93	207.210	208.312	208.378	208.466	208.487
Women's footwear (size 4 and larger), excluding athletic.....		316210-5	12/93	148.637	151.707	151.745	151.745	152.530
Secondary products and miscellaneous receipts.....		316210-SM						
Miscellaneous receipts.....		316210-M	12/11	172.913	171.168	171.168	171.168	171.168
Other leather product manufacturing.....	3169		12/03	159.421	159.421	159.426	159.426	160.049
Other leather product manufacturing.....	31699		12/03	159.422	159.422	159.426	159.426	160.050
Other leather and allied product manufacturing.....	316990		12/22	106.737	106.737	106.740	106.740	107.157
Primary products.....		316990-P	12/22	106.792	106.792	106.792	106.792	107.225
Women's and children's handbags and purses.....		316990-1	06/06	133.698	133.698	133.698	133.698	133.698
All other leather goods and allied products.....		316990-2	12/11	140.421	140.421	140.421	140.421	141.143
Luggage (including suitcases, travel bags, backpacks, and other types).....		316990-21	12/84	185.300	185.300	185.300	185.300	185.300
Personal leather goods (excluding women's handbags and purses).....		316990-22	06/82	207.371	207.371	207.371	207.371	207.371
Boot and shoe cut stock and findings.....		316990-24	12/06	136.600	136.600	136.600	136.600	136.600
All other miscellaneous leather goods.....		316990-25	12/03	174.136	174.136	174.136	174.136	175.929
Secondary products and miscellaneous receipts.....		316990-SM						
Miscellaneous receipts.....		316990-M	12/11	154.304	154.304	154.304	154.304	154.304
Wood product manufacturing.....	321		12/03	184.134	188.242	184.447	183.183	182.422
Sawmills and wood preservation.....	3211		12/03	145.598	146.848	144.674	144.209	142.735
Sawmills and wood preservation.....	32111		12/03	145.598	146.848	144.674	144.209	142.735

See footnotes at end of table.

Table 11. Producer price indexes for net output of selected industries and their products, not seasonally adjusted — Continued
 [July 2024]

Title ¹	Industry code	Product code	Index base	Unadjusted index ²				
				Mar. 2024	Apr. 2024 ^P	May 2024 ^P	June 2024 ^P	July 2024 ^P
Sawmills.....	321113		12/80	202.081	204.320	200.715	200.055	197.627
Primary products.....		321113-P	12/03	132.718	134.303	131.560	131.031	129.407
Hardwood lumber, made in sawmills.....		321113-1	12/03	101.062	103.201	104.482	104.526	104.219
Softwood lumber, made in sawmills.....		321113-3	12/03	129.190	130.569	125.566	124.562	121.978
Softwood dressed lumber, less than 2 inches in nominal thickness, not edge worked.....		321113-32	06/12	126.700	134.926	139.588	139.448	137.703
Softwood dressed 2-inch lumber, 2 inches in nominal thickness only, not edge worked.....		321113-33	06/12	142.826	143.232	133.705	130.993	126.860
Softwood dressed lumber and timbers, more than 2 inches in nominal thickness, not edge worked.....		321113-34	06/12	117.579	120.762	112.846	116.047	112.368
Wood chips, excluding field chips.....		321113-5	12/80	143.841	143.809	142.979	143.743	144.545
Wood ties, siding, shingles, and shakes, and contract sawing of logs owned by others.....		321113-7	12/03	183.048	183.048	183.048	183.048	183.048
Secondary products and miscellaneous receipts.....		321113-SM						
Wood preservation.....	321114		06/85	284.256	284.461	282.903	282.050	280.931
Primary products.....		321114-P	06/85	282.145	282.869	281.155	280.249	279.112
Wood poles, piles, and posts owned and treated by the same establishment.....		321114-1	06/85	433.152	434.644	431.484	431.246	433.688
Other wood products owned and treated by the same establishment.....		321114-5	06/85	238.190	238.448	237.399	235.766	231.881
Receipts for treating wood owned by others w/ arsenical chemicals, creosote, & other chemicals.....		321114-9	06/85	225.458	226.903	225.241	225.241	224.636
Secondary products and miscellaneous receipts.....		321114-SM						
Plywood and engineered wood product mfg.....	3212		12/03	181.451	193.613	181.860	178.198	177.590
Plywood and engineered wood product mfg.....	32121		12/03	181.451	193.613	181.860	178.198	177.590
Hardwood veneer and plywood manufacturing.....	321211		06/85	219.810	221.593	220.828	220.660	220.090
Primary products.....		321211-P	06/85	229.663	231.572	230.921	230.376	229.809
Hardwood veneer, including veneer backed with paper, cloth, or other flexible material.....		321211-1	12/03	136.384	138.036	137.961	138.049	136.727
Hardwood plywood.....		321211-4	12/12	151.739	151.853	151.940	151.714	152.410
Hardwood veneered panels, including two-ply veneers.....		321211-7	06/85	232.474	235.313	231.709	228.843	229.757
Secondary products and miscellaneous receipts.....		321211-SM						
Softwood veneer and plywood manufacturing.....	321212		12/80	247.720	251.701	243.650	240.033	234.993
Primary products.....		321212-P	12/80	261.252	265.569	256.546	252.467	246.791
Softwood veneer, incl. veneer backed w/ paper, cloth, or other flexible material.....		321212-1	12/80	187.911	193.206	194.212	191.898	188.043
Softwood plywood products: rough, sanded, and specialties.....		321212-4	12/11	181.842	183.666	173.344	170.189	166.126
Secondary products and miscellaneous receipts.....		321212-SM						
Secondary products.....		321212-S	12/80	173.281	174.873	174.629	174.853	175.089
Engineered wood member manufacturing.....	321215		12/22	87.806	88.497	86.904	86.889	86.952
Primary products.....		321215-P	12/22	87.983	88.337	86.932	87.064	87.004
Engineered wood members (excluding trusses).....		321215-1	12/06	208.041	207.125	207.340	208.902	209.230
Laminated veneer lumber.....		321215-11	12/03	236.057	235.497	235.821	236.945	238.086
Other engineered structural wood members, excluding trusses & laminated veneer lumber.....		321215-12	12/03	259.050	257.623	257.842	260.176	260.122
Wood trusses.....		321215-2	12/03	265.481	267.475	261.368	261.112	260.681
Secondary products and miscellaneous receipts.....		321215-SM						
Reconstituted wood product manufacturing.....	321219		06/91	303.645	355.355	310.540	295.967	295.721
Primary products.....		321219-P	06/91	306.871	360.879	314.283	299.177	298.921
Hardboard products.....		321219-B	12/11	184.029	184.029	183.690	183.690	183.690
Particleboard made from particleboard produced at the same location.....		321219-1	12/82	341.014	348.250	351.959	350.930	350.930
Medium density fiberboard (MDF) made from MDF produced at the same location.....		321219-3	06/84	251.671	250.578	-	249.899	-
Secondary products and miscellaneous receipts.....		321219-SM						
Other wood product manufacturing.....	3219		12/03	200.846	202.076	201.690	201.328	200.868
Millwork.....	32191		12/03	197.249	198.771	198.647	198.076	198.228
Wood window and door manufacturing.....	321911		12/03	205.841	206.540	206.609	206.701	206.638
Primary products.....		321911-P	12/03	202.295	203.027	203.069	203.137	203.071
Wood window units.....		321911-1	06/83	388.045	388.045	388.045	388.045	388.045
Double hung wood window units.....		321911-11	06/13	172.300	172.300	172.300	172.300	172.300
Casement wood window units.....		321911-12	06/13	190.660	190.660	190.660	190.660	190.660
All other wood window units, including horizontal sliding, awning and single hung.....		321911-13	06/13	163.237	163.237	163.237	163.237	163.237
Wood sash, excluding sash shipped in window units.....		321911-3	06/83	392.023	392.023	392.023	392.023	392.023
Wood window & door frames, incl. door frames in door units, excl. window frames in window units.....		321911-5	06/83	207.431	209.756	209.756	209.756	209.756
Wood panel, flush, & molded face doors, interior & exterior, incl. doors with glazed sections.....		321911-7	06/83	356.928	359.592	359.679	360.229	359.324
Other wood doors, incl. garage, patio, bifold, cabinet, screen, storm and louver.....		321911-9	06/83	333.256	333.324	333.559	333.498	333.973
Secondary products and miscellaneous receipts.....		321911-SM						
Secondary products.....		321911-S	12/03	191.289	191.069	191.023	191.225	191.141

See footnotes at end of table.

Table 11. Producer price indexes for net output of selected industries and their products, not seasonally adjusted — Continued
 [July 2024]

Title ¹	Industry code	Product code	Index base	Unadjusted index ²				
				Mar. 2024	Apr. 2024 ^P	May 2024 ^P	June 2024 ^P	July 2024 ^P
Cut stock, resawing lumber, and planing.....	321912		12/03	186.955	188.371	188.218	186.810	188.541
Primary products.....		321912-P	12/03	180.449	182.098	181.920	183.221	185.238
Softwood lumber, made from purchased lumber.....		321912-3	12/03	234.199	235.099	233.631	233.253	233.248
Hardwood cut stock and dimension.....		321912-6	06/84	275.700	279.096	279.096	282.833	290.563
Softwood cut stock and dimension.....		321912-8	12/80	194.440	194.501	186.716	188.229	186.345
Sawn wood fence stock, wood lath, and contract resawing and planing.....		321912-9	12/03	213.544	213.544	213.544	213.544	213.544
Secondary products and miscellaneous receipts.....		321912-SM						
Other millwork, including flooring.....	321918		12/03	188.991	191.843	191.436	190.436	189.731
Primary products.....		321918-P	12/03	186.559	189.960	189.191	187.962	187.201
Wood moldings.....		321918-2	06/83	366.166	364.635	361.147	354.028	348.276
Other wood millwork products, including stairwork, exterior millwork, and softwood flooring.....		321918-5	12/03	162.956	169.358	168.763	168.763	168.763
Hardwood flooring.....		321918-7	06/84	263.232	265.578	265.796	264.881	265.329
Hardwood flooring, other than oak and maple.....		321918-72	12/03	170.981	170.981	170.981	170.981	170.981
Oak and maple hardwood flooring.....		321918-73	06/84	238.328	240.585	240.795	239.915	240.346
Secondary products and miscellaneous receipts.....		321918-SM						
Secondary products.....		321918-S	12/03	227.030	228.528	226.883	228.321	227.171
Wood container and pallet manufacturing.....	32192		12/03	183.389	182.758	181.779	181.374	178.987
Wood container and pallet manufacturing.....	321920		12/03	183.376	182.743	181.764	181.359	178.970
Primary products.....		321920-P	12/03	177.339	176.686	175.710	175.317	172.891
Nailed and lock-corner wood boxes.....		321920-1	06/85	209.169	209.169	206.931	206.931	208.544
Wood box and crate shoo.....		321920-3	06/85	223.154	226.031	226.031	226.031	224.987
Wood pallets and pallet containers, wood and metal combination.....		321920-5	12/03	191.135	189.248	188.087	187.606	185.567
Other wood container parts and wood containers.....		321920-7	12/03	111.760	121.154	121.154	121.154	112.169
Secondary products and miscellaneous receipts.....		321920-SM						
Miscellaneous receipts.....		321920-M	12/03	173.283	171.760	172.276	169.428	170.971
Secondary products.....		321920-S	12/03	181.791	182.265	181.758	—	—
All other wood product manufacturing.....	32199		12/03	208.668	210.545	210.105	210.107	209.839
Manufactured home, mobile home, manufacturing.....	321991		06/81	483.814	489.902	491.815	491.317	491.317
Primary products.....		321991-P	06/81	483.883	489.974	491.885	491.386	491.386
Manufactured homes (mobile homes), all width sizes (incl. multisection).....		321991-1	06/81	484.873	490.977	492.892	492.392	492.392
Secondary products and miscellaneous receipts.....		321991-SM						
Prefabricated wood building manufacturing.....	321992		12/84	404.710	406.819	406.483	407.024	406.541
Primary products.....		321992-P	12/84	389.965	392.011	391.794	392.489	392.123
Prefabricated stationary wood buildings, components (not sold as complete units).....		321992-1	12/89	211.264	211.264	211.264	211.264	211.264
Prefabricated stationary wood buildings, shipped in panel form (complete units).....		321992-5	12/84	590.112	596.747	596.283	593.979	592.795
Prefabricated stationary wood buildings, precut packages (complete units).....		321992-6	12/84	520.200	519.110	517.939	525.701	525.275
Prefabricated stationary wood buildings, shipped in three-dimensional assemblies.....		321992-7	12/84	401.409	403.217	403.507	403.507	403.507
Prefabricated stationary wood buildings, three-dimensional assemblies, residential.....		321992-71	12/84	391.697	393.654	393.968	393.968	393.968
Prefabricated stationary wood buildings, three-dimensional assemblies, nonresidential.....		321992-72	12/84	461.872	461.872	461.878	461.878	461.878
Secondary products and miscellaneous receipts.....		321992-SM						
Miscellaneous receipts.....		321992-M	06/98	284.020	285.978	280.850	273.850	268.891
Secondary products.....		321992-S	08/92	399.801	399.830	399.787	399.701	399.668
Miscellaneous wood product manufacturing.....	321999		12/03	153.744	155.072	153.789	153.789	153.412
Primary products.....		321999-P	06/84	227.233	229.228	227.148	227.148	226.618
All other miscellaneous wood products.....		321999-0	06/02	148.475	149.779	148.420	148.420	148.074
Secondary products and miscellaneous receipts.....		321999-SM						
Paper manufacturing.....	322		12/03	181.329	182.389	183.324	183.508	184.113
Pulp, paper & paperboard mills.....	3221		12/03	174.239	175.155	175.992	176.261	177.303
Pulp mills.....	32211		12/82	232.929	247.420	251.751	253.172	264.020
Pulp mills.....	322110		12/82	232.927	247.419	251.750	253.170	264.019
Primary products.....		322110-P	12/82	257.813	273.852	278.646	280.219	292.226
Special alpha and dissolving wood pulp, incl. sulfite and sulfate and other wood pulp.....		322110-6	12/11	118.470	127.872	130.366	131.259	137.370
All other miscellaneous pulp, other than wood, and pulp mill by-products, incl. turpentine.....		322110-9	06/88	353.670	329.746	329.746	328.305	332.134
Paper mills.....	32212		06/81	237.957	237.676	238.500	238.741	239.521
Paper mills.....	322120		12/03	162.706	162.515	163.084	163.248	163.782
Primary products.....		322120-P	12/03	163.702	163.511	164.073	164.117	164.476
Bleached bristol, clay-coated, uncoated, and industrial converted paper.....		322120-1	12/11	128.758	129.030	129.712	129.780	129.778
Construction paper.....		322120-2	12/11	142.052	142.052	—	—	—
Sanitary tissue paper products, made in paper mills.....		322120-4	06/83	238.319	237.981	237.875	237.915	238.964

See footnotes at end of table.

Table 11. Producer price indexes for net output of selected industries and their products, not seasonally adjusted — Continued
 [July 2024]

Title ¹	Industry code	Product code	Index base	Unadjusted index ²				
				Mar. 2024	Apr. 2024 ^P	May 2024 ^P	June 2024 ^P	July 2024 ^P
Paper mills - Continued								
Newsprint and uncoated ground-wood paper.....		322120-5	12/03	117.777	113.414	120.123	120.123	120.123
Secondary products and miscellaneous receipts.....		322120-SM						
Paperboard mills.....	32213		12/82	364.060	365.930	367.620	368.135	369.661
Paperboard mills.....	322130		12/82	364.455	366.330	368.016	368.538	370.069
Primary products.....		322130-P	12/82	347.302	349.247	350.448	351.434	353.129
Bleached packaging and industrial converting paperboard.....		322130-B	05/21	127.816	127.816	127.816	127.816	127.926
Unbleached kraft packaging and industrial converting paperboard.....		322130-1	12/82	333.433	334.224	335.274	337.100	339.262
Recycled paperboard.....		322130-7	12/82	388.094	395.508	398.470	398.564	400.729
Secondary products and miscellaneous receipts.....		322130-SM						
Converted paper product mfg.....	3222		12/03	187.048	188.208	189.179	189.354	189.748
Paper container mfg.....	32221		12/84	319.058	321.188	323.427	323.895	325.101
Corrugated and solid fiber box manufacturing.....	322211		03/80	420.789	424.202	427.053	427.444	428.424
Primary products.....		322211-P	03/80	420.947	424.459	427.414	428.041	429.042
Corrugated and solid fiber boxes, including pallets.....		322211-0	03/80	420.947	424.459	427.414	428.041	429.042
Corrugated shipping containers for food and beverages and carryout boxes for retail food.....		322211-01	03/80	351.883	356.011	359.268	360.243	363.873
Corrugated shipping containers for paper and allied products.....		322211-02	03/80	406.636	408.884	408.066	407.924	407.924
Corrugated shipping containers for metal and electrical machinery.....		322211-03	06/02	247.110	252.127	252.505	252.505	252.505
Corrugated shipping containers for all other end uses.....		322211-04	03/80	426.481	427.911	432.066	432.066	430.918
Corrugated paperboard in sheets and rolls, lined and unlined.....		322211-05	03/80	364.468	364.536	365.030	366.807	366.807
Other corrugated and solid fiber products, including containers, pallets, pads, etc.....		322211-09	06/02	262.872	266.848	270.786	270.786	271.523
Secondary products and miscellaneous receipts.....		322211-SM						
Miscellaneous receipts.....		322211-M	06/02	310.243	312.824	312.890	288.847	288.847
Secondary products.....		322211-S	12/90	219.087	219.103	219.072	219.118	219.377
Folding paperboard box manufacturing.....	322212		12/83	239.377	239.682	242.470	243.424	245.627
Primary products.....		322212-P	12/83	233.998	234.283	237.124	238.073	240.302
Folding paperboard boxes, packaging, and packaging components.....		322212-0	12/83	233.998	234.283	237.124	238.073	240.302
Secondary products and miscellaneous receipts.....		322212-SM						
Other paperboard container manufacturing.....	322219		12/11	141.102	142.258	142.312	142.318	142.637
Primary products.....		322219-P	12/11	145.334	146.636	146.698	146.704	147.063
Setup (rigid) paperboard boxes.....		322219-1	12/83	496.056	496.865	491.927	488.662	489.002
Paperboard fiber drums with ends of any material.....		322219-7	12/85	510.044	521.602	533.231	533.170	533.139
Fiber cans, tubes, and similar fiber products.....		322219-8	12/85	429.513	441.902	442.622	443.302	443.580
Fiber cans, all fiber and composite.....		322219-81	12/85	374.819	391.867	392.822	393.383	392.792
Fiber cores and tubes.....		322219-82	12/85	461.063	463.078	463.270	464.182	466.307
Paperboard cones, reels, spools, bobbins, blocks, and all vulcanized fiber products.....		322219-83	12/02	166.660	166.660	166.660	166.660	166.660
Secondary products and miscellaneous receipts.....		322219-SM						
Paper bag and coated and treated paper mfg.....	32222		12/03	174.937	176.202	176.312	176.364	176.299
Paper bag and coated and treated paper manufacturing.....	322220		12/11	132.980	133.941	134.025	134.065	134.015
Primary products.....		322220-P	12/11	132.510	133.448	133.529	133.569	133.517
Specialty bags, pouches, and liners, multiweb laminations and foil, except film-film.....		322220-C	12/83	308.838	308.209	307.924	308.156	308.112
Uncoated single-web paper grocers' bags and sacks and variety and shopping bags.....		322220-D	12/83	493.110	493.110	493.110	493.110	493.110
Laminated aluminum foil rolls and sheets for flexible packaging uses.....		322220-F	12/03	163.882	164.264	164.264	164.264	164.264
Pasted, lined, laminated, or surface-coated paperboard.....		322220-G	12/84	334.006	334.272	334.272	334.272	334.272
Single-web paper, rolls and sheets, including waxed, for flexible packaging uses.....		322220-H	12/87	299.663	299.663	299.663	299.663	299.663
Multiweb laminated rolls and sheets, except foil, for flexible packaging uses.....		322220-J	12/03	162.444	162.534	162.534	162.534	162.534
Pressure-sensitive products.....		322220-N	12/82	243.919	245.299	243.346	246.243	244.505
Wallcoverings.....		322220-7	06/85	186.113	186.113	186.113	189.588	189.588
Converted foil for nonpackaging applications.....		322220-8	06/13	122.601	122.601	122.601	122.601	122.601
Other coated and processed papers, except for packaging uses.....		322220-9	12/11	122.180	125.941	130.047	125.354	127.814
Secondary products and miscellaneous receipts.....		322220-SM						
Miscellaneous receipts.....		322220-M	12/11	152.743	158.598	158.598	158.598	158.598
Stationery product mfg.....	32223		12/03	211.149	211.337	212.890	213.220	210.698
Stationery product manufacturing.....	322230		12/11	165.094	165.241	166.454	166.712	164.741
Primary products.....		322230-P	12/11	166.188	166.336	167.597	167.864	165.820
Die-cut paper and paperboard office supplies.....		322230-4	12/89	324.782	324.782	324.092	324.092	324.092
Envelopes, commercial, all types and materials.....		322230-5	12/84	249.852	250.599	250.840	251.566	250.681
Tablets, pads and related products.....		322230-9	06/85	268.090	264.935	264.772	265.432	265.432
Secondary products and miscellaneous receipts.....		322230-SM						
Miscellaneous receipts.....		322230-M	12/11	123.150	123.446	123.150	123.107	123.298
Other converted paper product mfg.....	32229		12/03	144.098	144.830	145.249	145.154	145.882

See footnotes at end of table.

Table 11. Producer price indexes for net output of selected industries and their products, not seasonally adjusted — Continued
[July 2024]

Title ¹	Industry code	Product code	Index base	Unadjusted index ²				
				Mar. 2024	Apr. 2024 ^P	May 2024 ^P	June 2024 ^P	July 2024 ^P
Sanitary paper product manufacturing.....	322291		12/03	130.407	131.331	131.858	131.645	132.228
Primary products.....		322291-P	06/83	189.871	191.261	192.053	191.777	192.578
Disposable diapers and similar disposable products, made from purchased sanitary paper stock.....		322291-2	12/03	103.668	103.715	103.682	103.682	103.682
Sanitary tissue paper products, made from purchased sanitary paper stock or wadding.....		322291-5	12/03	161.021	163.217	164.552	164.104	165.403
Secondary products and miscellaneous receipts.....		322291-SM						
Miscellaneous receipts.....		322291-M	12/03	266.425	266.425	266.425	244.579	272.934
All other converted paper product mfg.....	322299		12/03	179.149	179.204	179.243	179.547	180.709
Primary products.....		322299-P	12/03	176.932	177.033	177.234	177.425	178.614
Molded pulp goods, including egg cartons, florist pots, food trays, etc.....		322299-1	12/03	184.596	186.840	188.244	188.771	188.543
Miscellaneous converted paper and paperboard products.....		322299-3	12/03	175.676	175.102	174.925	175.011	176.656
Secondary products and miscellaneous receipts.....		322299-SM						
Secondary products.....		322299-S	12/03	188.508	188.458	188.430	188.531	188.843
Printing and related support activities.....	323		12/03	165.524	165.345	165.320	165.346	165.970
Printing and related support activities.....	3231		12/03	165.722	165.542	165.518	165.543	166.168
Printing.....	32311		12/03	167.538	167.353	167.319	167.339	167.980
Commercial screen printing.....	323113		12/03	131.254	131.431	131.555	131.635	132.169
Primary products.....		323113-P	12/03	130.845	131.006	131.123	131.123	131.700
Screen printing on garments, apparel accessories, and other fabric articles, excluding labels.....		323113-4	06/90	166.684	166.957	167.156	167.156	168.133
Screen printing (excluding on textiles, apparel, apparel accessories, and labels) ..		323113-6	12/06	129.322	129.322	129.322	129.322	129.322
Secondary products and miscellaneous receipts.....		323113-SM						
Miscellaneous receipts.....		323113-M	12/03	143.078	143.078	143.078	144.224	146.041
Secondary products.....		323113-S	12/03	123.102	123.402	123.580	123.940	123.940
Books printing.....	323117		12/83	284.153	289.428	281.325	281.325	281.652
Primary products.....		323117-P	12/83	287.812	294.277	284.185	284.185	284.579
Other book and pamphlet printing and binding.....		323117-E	06/93	161.484	161.484	161.480	161.480	161.490
Textbook printing and binding.....		323117-1	06/93	152.442	152.431	152.431	152.431	153.167
Technical, scientific, & professional book printing & binding.....		323117-3	06/93	142.684	142.684	147.212	147.212	150.448
Religious book printing and binding.....		323117-5	06/93	194.221	197.249	198.168	198.168	195.752
General book (trade, etc.) printing & binding.....		323117-7	06/93	284.933	297.804	274.667	274.667	274.667
Secondary products and miscellaneous receipts.....		323117-SM						
Commercial printing, except screen and books.....	32311K		12/11	149.610	149.200	149.453	149.465	150.062
Primary products.....		32311K-P	12/11	140.226	139.835	140.052	140.082	140.685
Commercial lithographic printing.....		32311K-0	06/82	216.145	214.548	214.576	214.576	215.790
Other commercial and general job printing (lithographic).....		32311K-0B	12/01	143.069	141.676	142.398	142.398	145.486
Magazine and periodical printing (lithographic).....		32311K-01	06/82	180.428	178.411	178.411	178.411	179.090
Label and wrapper printing (lithographic).....		32311K-03	06/82	170.184	170.184	170.184	170.184	172.165
Catalog and directory printing (lithographic).....		32311K-05	06/82	172.865	170.906	170.906	170.906	171.178
Advertising printing (lithographic).....		32311K-09	06/82	185.419	183.239	183.239	183.239	184.682
Commercial flexographic printing.....		32311K-2	12/03	204.787	205.641	205.641	205.494	205.494
Label and wrapper printing (flexographic).....		32311K-21	12/01	199.466	200.494	200.494	200.317	200.317
Quick printing.....		32311K-4	12/03	159.892	172.645	172.645	172.645	172.645
Digital printing.....		32311K-5	12/03	135.435	134.923	135.632	135.790	136.681
Manifold business forms printing.....		32311K-6	12/03	225.046	225.046	225.046	225.046	225.046
Other commercial printing.....		32311K-9	12/03	135.757	135.757	135.757	135.757	135.757
All other commercial and general job printing.....		32311K-9V	09/18	131.342	131.342	131.342	131.342	131.342
Secondary products and miscellaneous receipts.....		32311K-SM						
Miscellaneous receipts.....		32311K-M	12/11	147.422	147.625	148.866	150.304	155.352
Secondary products.....		32311K-S	12/11	277.786	276.983	277.434	277.153	277.406
Support activities for printing.....	32312		12/03	120.575	120.533	120.781	120.991	121.156
Support activities for printing.....	323120		12/11	122.349	122.307	122.558	122.772	122.939
Primary products.....		323120-P	12/11	120.388	120.346	120.538	120.762	120.923
Softcover, pamphlet, sample book, and other binding of books and materials printed elsewhere.....		323120-3	12/06	152.616	152.383	152.493	152.886	152.953
Miscellaneous binding and postpress work, incl collating, perforating, folding, gluing, etc.....		323120-5	12/06	130.784	130.784	130.236	131.285	131.285
Prepress services, excl platemaking (incl film, assembled flats, color sep., typesetting, etc.).....		323120-7	12/03	98.415	98.415	98.415	98.415	-
Printing plates and cylinders, prepared for printing (excl blank plates and blank cylinders).....		323120-9	12/03	107.020	107.020	107.020	107.020	107.020
Secondary products and miscellaneous receipts.....		323120-SM						
Petroleum and coal products manufacturing.....	324		12/84	359.325	371.232	341.137	325.545	344.967
Petroleum and coal products mfg.....	3241		12/84	359.325	371.232	341.137	325.545	344.967
Petroleum refineries.....	32411		06/85	355.654	369.291	336.788	320.021	340.868

See footnotes at end of table.

Table 11. Producer price indexes for net output of selected industries and their products, not seasonally adjusted — Continued
[July 2024]

Title ¹	Industry code	Product code	Index base	Unadjusted index ²				
				Mar. 2024	Apr. 2024 ^P	May 2024 ^P	June 2024 ^P	July 2024 ^P
Petroleum refineries.....	324110		06/85	355.691	369.327	336.824	320.057	340.904
Primary products.....		324110-P	06/85	368.037	382.473	348.065	330.349	352.375
Kerosene, except jet fuel.....		324110-B	06/85	351.710	349.781	327.206	305.109	344.110
Light fuel oils.....		324110-C	06/85	455.173	468.053	379.884	366.693	408.153
Home heating oil and other distillates, NEC.....		324110-C1	06/85	332.185	331.368	305.265	302.722	311.359
Diesel fuel.....		324110-C2	06/85	481.019	495.535	398.971	384.400	430.141
Heavy fuel oils, including No. 5, No. 6, heavy diesel, gas enrichment oils, etc.....		324110-E	06/85	275.393	278.345	303.437	298.229	301.101
Unfinished oils and lubricating oil base stock.....		324110-J	06/85	451.206	465.457	485.916	512.086	497.063
Liquefied refinery gases, including other aliphatics (feed stock and other uses)....		324110-R	06/85	710.973	705.476	665.389	579.832	656.544
Other finished petroleum products, including waxes.....		324110-T	06/85	351.383	355.900	358.465	356.889	346.022
Gasoline, including finished base stocks and blending agents.....		324110-1	06/85	291.388	308.621	294.899	275.705	288.482
Motor gasoline, including finished base stocks and blending agents.....		324110-12	06/85	292.918	310.018	296.232	277.077	290.133
Regular gasoline.....		324110-121	06/85	282.863	298.726	286.048	266.565	279.810
Mid-premium gasoline.....		324110-122	12/87	459.107	492.323	458.203	433.761	460.362
Premium gasoline.....		324110-123	06/85	315.333	336.077	319.280	302.405	313.539
Jet fuel.....		324110-6	06/85	347.110	348.160	326.583	311.702	333.860
Asphalt.....		324110-9	06/85	249.603	261.642	276.082	278.418	279.559
Secondary products and miscellaneous receipts.....		324110-SM1						
Asphalt paving and roofing materials mfg.....	32412		12/84	369.596	353.940	354.727	355.080	357.157
Asphalt paving mixture & block manufacturing.....	324121		06/81	433.505	407.774	401.723	404.134	407.206
Primary products.....		324121-P	06/81	433.820	407.058	400.413	402.926	406.130
Asphalt paving mixtures & blocks.....		324121-0	06/81	433.820	407.058	400.413	402.926	406.130
Emulsified asphalt, including liquid additives.....		324121-0111	12/04	284.162	287.004	288.318	290.495	292.505
Other liquid asphalt and tar paving materials, including cut-backs.....		324121-0121	12/04	397.763	398.690	387.761	397.070	397.070
Asphalt and tar paving mixt. (excl liquid), incl bitum. or asph. concrete, asph. paving cement.....		324121-0131	12/04	290.340	255.705	247.183	248.106	250.649
Secondary products and miscellaneous receipts.....		324121-SM						
Miscellaneous receipts.....		324121-M	12/04	215.282	214.245	214.245	214.245	214.245
Secondary products.....		324121-S	06/81	384.715	384.715	-	-	-
Asphalt shingle and coating materials manufacturing.....	324122		06/84	350.457	343.834	352.372	350.459	351.710
Primary products.....		324122-P	06/84	353.584	346.772	355.534	353.566	354.853
Roofing asphalts and pitches, coatings, and cements.....		324122-1	06/84	291.183	291.183	291.183	294.018	293.902
Prepared asphalt and tar roofing and siding products, incl. saturated felts for nonbuilding use.....		324122-2	06/84	357.424	350.037	359.539	357.136	358.546
Asphalt smooth-surfaced roll roofing and cap sheets, organic and fiberglass base.....		324122-21	12/12	153.788	154.626	153.387	154.080	154.080
Asphalt mineral-surfaced roll roofing and cap sheets, organic and fiberglass base.....		324122-22	06/06	277.539	278.369	279.478	279.657	279.657
Other prepared asphalt and tar products for roofing and siding.....		324122-27	06/06	177.625	177.706	177.671	178.039	179.399
Secondary products and miscellaneous receipts.....		324122-SM						
Other petroleum and coal products mfg.....	32419		12/84	549.470	548.150	549.672	549.027	546.315
Petroleum lubricating oil and grease mfg.....	324191		12/80	631.227	630.802	630.615	630.204	629.653
Primary products.....		324191-P	12/80	662.763	662.380	662.163	661.685	661.200
Petroleum lubricating oils and greases, refined petroleum.....		324191-0	12/80	662.763	662.380	662.163	661.685	661.200
Lubricating oils (incl. hydraulic fluids, etc.), refined petroleum.....		324191-011	12/80	684.492	684.064	683.820	683.285	682.744
Lubricating greases, made from refined petroleum.....		324191-012	12/80	543.889	543.894	543.894	543.894	543.894
Secondary products and miscellaneous receipts.....		324191-SM						
Miscellaneous receipts.....		324191-M	12/80	377.486	370.198	370.198	370.198	360.026
All other petroleum and coal products mfg.....	324199		12/03	336.820	333.790	338.587	337.532	330.741
Primary products.....		324199-P	12/03	347.586	344.016	349.015	347.910	340.791
Coke oven and blast furnace products, made in coke oven establishments.....		324199-3	12/09	198.952	197.478	192.197	191.682	188.542
All other petroleum and coal products (excl. coke oven products), made in coke oven estab.....		324199-9	12/02	381.743	377.747	384.322	383.092	375.150
Secondary products and miscellaneous receipts.....		324199-SM						
Secondary products.....		324199-S	12/09	201.671	216.534	217.644	217.644	217.644
Chemical mfg.....	325		12/84	349.697	352.247	352.431	352.594	354.109
Basic chemical mfg.....	3251		12/84	405.745	412.411	411.787	416.304	422.871
Petrochemical mfg.....	32511		12/03	146.359	151.723	149.329	150.981	161.392
Petrochemical manufacturing.....	325110		12/03	146.904	152.305	149.888	151.569	161.975
Primary products.....		325110-P	12/03	158.583	165.200	161.976	164.783	174.054
Secondary products and miscellaneous receipts.....		325110-SM						
Industrial gas mfg.....	32512		12/03	237.714	240.564	241.616	246.401	244.130
Industrial gas manufacturing.....	325120		12/03	238.431	241.290	242.345	247.146	244.868
Primary products.....		325120-P	06/81	396.623	401.392	403.144	411.156	407.366
Oxygen.....		325120-A	06/81	602.859	597.539	585.639	591.925	614.200
Argon and hydrogen.....		325120-C	06/09	100.538	97.096	98.378	99.283	98.273

See footnotes at end of table.

Table 11. Producer price indexes for net output of selected industries and their products, not seasonally adjusted — Continued
[July 2024]

Title ¹	Industry code	Product code	Index base	Unadjusted index ²				
				Mar. 2024	Apr. 2024 ^P	May 2024 ^P	June 2024 ^P	July 2024 ^P
Industrial gas manufacturing - Continued								
Other industrial gases (including fluorocarbon and acetylene).....		325120-T	06/09	282.315	289.628	292.848	298.915	285.151
Carbon dioxide.....		325120-4	06/81	702.084	701.970	720.938	756.063	729.509
Nitrogen.....		325120-7	06/81	229.269	235.753	235.014	238.980	255.231
Secondary products and miscellaneous receipts.....		325120-SM						
Synthetic dye and pigment mfg.	32513		12/03	178.483	177.796	174.811	171.730	171.967
Synthetic dye and pigment manufacturing.....	325130		12/11	117.924	117.470	115.498	113.463	113.620
Primary products.....		325130-P	12/11	116.217	115.739	113.785	111.730	111.888
All other inorganic pigments, including TiO ₂ , chrome colors, and other white opaque pigments.....		325130-N	09/21	121.530	121.663	118.312	116.548	116.548
Synthetic organic dyes, pigments, lakes, and toners.....		325130-R	09/21	115.776	113.278	115.505	112.260	112.935
Synthetic organic dyes.....		325130-R8	12/82	130.947	128.957	129.710	126.211	127.806
Synthetic organic pigments, lakes, and toners.....		325130-R9	12/82	213.008	207.181	213.886	207.660	207.660
Secondary products and miscellaneous receipts.....		325130-SM						
Secondary products.....		325130-S	12/11	137.212	137.070	137.464	137.365	137.160
Other basic inorganic chemical manufacturing.....	32518		12/03	363.579	362.142	365.602	367.142	364.051
Other basic inorganic chemical manufacturing.....	325180		12/10	158.360	157.735	159.238	159.908	158.564
Primary products.....		325180-P	12/10	127.758	127.192	128.695	129.279	128.069
Potassium and sodium compounds, excluding bleaches, alkalis, and alum.....		325180-A	12/82	602.952	610.251	610.668	607.050	609.726
All other inorganic chemicals.....		325180-H	12/03	376.175	377.090	389.678	393.461	391.176
Inorganic acids, excluding nitric, sulfuric and phosphoric.....		325180-3	12/82	170.336	170.867	171.512	170.328	169.144
Sodium hydroxide (caustic soda).....		325180-4	12/80	431.755	431.134	431.253	430.963	436.728
Carbon black, all processes.....		325180-6	12/83	621.784	606.950	611.139	619.837	635.490
Other alkalis.....		325180-7	12/11	148.082	141.021	141.831	141.687	138.991
Sulfuric acid.....		325180-9	12/82	144.000	148.088	138.583	140.175	140.175
Secondary products and miscellaneous receipts.....		325180-SM						
Miscellaneous receipts.....		325180-M	12/10	347.540	347.540	347.540	347.540	347.540
Secondary products.....		325180-S	12/10	225.790	225.975	221.051	221.572	221.747
Other basic organic chemical mfg.....	32519		12/03	209.125	213.263	213.132	216.264	217.933
Ethyl alcohol manufacturing.....	325193		12/03	173.145	188.359	196.355	201.576	208.567
Primary products.....		325193-P	12/82	182.344	203.381	215.045	222.674	232.900
Ethyl alcohol.....		325193-0	12/82	176.449	200.615	214.694	223.735	236.003
Distillers' dried grains (dark and light) and dried solubles.....		325193-2	12/22	83.371	82.157	79.551	78.381	76.397
Secondary products and miscellaneous receipts.....		325193-SM						
Secondary products.....		325193-S	12/03	171.292	165.487	159.943	156.452	151.723
Cyclic crude, intermediate, and gum and wood chemical mfg.....	325194		06/11	123.357	122.066	121.757	122.270	121.962
Primary products.....		325194-P	06/11	134.057	132.573	132.584	132.330	132.448
Gum and wood chemicals, including wood distillation products.....		325194-1	06/84	526.051	526.691	526.580	525.571	527.411
Cyclic crude and intermediate chemicals.....		325194-2	12/03	227.953	224.476	224.518	224.089	224.086
Secondary products and miscellaneous receipts.....		325194-SM						
All other basic organic chemical manufacturing.....	325199		12/03	233.148	233.036	229.173	231.743	231.297
Primary products.....		325199-P	12/82	387.616	387.377	378.675	384.054	383.167
Natural organic chemicals.....		325199-E	12/08	140.010	139.660	139.770	139.953	139.807
Synthetic organic chemicals for use as flavor and perfume materials.....		325199-H	12/03	196.842	196.842	196.842	196.842	196.077
Synthetic organic rubber-processing chemicals.....		325199-K	12/03	214.921	212.781	212.070	212.360	212.721
Synthetic organic plasticizers.....		325199-N	12/03	214.409	223.425	231.697	233.878	238.243
Other synthetic organic chemicals.....		325199-R	12/03	190.025	190.488	183.331	183.841	184.105
Miscellaneous end use chemicals and chemical products, excluding urea.....		325199-T	12/82	426.769	427.042	422.114	424.964	425.018
Miscellaneous cyclic and acyclic chemicals and chemical products, excluding fatty acid esters.....		325199-V	12/82	366.148	368.397	357.388	382.630	379.399
Fatty acids.....		325199-1	06/85	232.179	221.843	210.253	203.015	198.905
Industrial organic flavor oil mixtures and blends.....		325199-7	12/08	335.067	332.535	326.205	325.931	324.951
Secondary products and miscellaneous receipts.....		325199-SM						
Resin, synthetic rubber, and artificial/synthetic fiber/filaments mfg.....	3252		12/84	241.662	244.465	246.078	245.959	247.804
Resin and synthetic rubber mfg.....	32521		12/03	193.455	196.380	197.005	197.428	199.354
Plastics material and resin manufacturing.....	325211		12/80	317.074	320.786	321.195	321.397	325.103
Primary products.....		325211-P	12/80	286.443	289.967	289.535	289.995	294.467
Thermoplastic resins and plastics materials.....		325211-1	12/80	282.851	284.591	284.325	284.528	289.370
Thermosetting resins and plastics materials.....		325211-4	12/80	305.316	321.834	320.198	322.617	324.099
Secondary products and miscellaneous receipts.....		325211-SM						
Synthetic rubber manufacturing.....	325212		06/81	248.046	261.278	267.258	272.066	270.091
Primary products.....		325212-P	06/81	245.346	258.578	264.557	269.365	267.390
Synthetic rubber (vulcanizable elastomers).....		325212-0	06/81	245.346	258.578	264.557	269.365	267.390
Secondary products and miscellaneous receipts.....		325212-SM						
Artificial fibers and filaments manufacturing.....	32522		12/03	162.509	157.990	165.239	160.399	157.577

See footnotes at end of table.

Table 11. Producer price indexes for net output of selected industries and their products, not seasonally adjusted — Continued
 [July 2024]

Title ¹	Industry code	Product code	Index base	Unadjusted index ²				
				Mar. 2024	Apr. 2024 ^P	May 2024 ^P	June 2024 ^P	July 2024 ^P
Artificial fibers and filaments manufacturing.....	325220		06/81	165.462	160.854	168.247	163.309	160.431
Primary products.....		325220-P	06/81	170.800	165.825	173.806	168.477	165.371
Polyester manufactured fibers.....		325220-7	12/89	151.621	152.009	152.717	153.591	155.733
Other noncellulosic organic fibers, incl. polyamide, polyolefin, and producer-textured.....		325220-9	06/11	137.976	132.016	140.957	134.532	130.154
Secondary products and miscellaneous receipts.....		325220-SM						
Pesticide, fertilizer, and other agricultural chemical mfg.....	3253		12/84	278.795	279.493	277.011	274.995	271.855
Fertilizer mfg.....	32531		12/03	246.927	247.792	243.537	240.487	235.595
Nitrogenous fertilizer manufacturing.....	325311		12/79	402.613	407.854	399.418	382.679	367.248
Primary products.....		325311-P	12/79	392.762	397.326	388.940	372.491	357.323
Synthetic ammonia, nitric acid, ammonium compounds, and urea.....		325311-A	12/14	106.393	107.775	105.339	100.203	95.619
Fertilizer materials of organic origin.....		325311-7	06/03	142.601	142.601	141.426	143.328	143.328
Secondary products and miscellaneous receipts.....		325311-SM						
Secondary products.....		325311-S	12/79	668.219	764.250	775.338	767.169	760.534
Phosphatic fertilizer manufacturing.....	325312		12/79	490.394	488.017	476.186	478.590	470.426
Primary products.....		325312-P	12/79	404.319	402.318	392.357	394.380	387.367
Phosphoric acid, superphosphates, and other phosphatic fertilizer materials.....		325312-A	12/09	191.211	189.374	180.404	181.754	177.077
Mixed fertilizers, made in plants which manufacture fertilizer materials.....		325312-7	12/79	467.557	470.553	484.428	484.428	484.428
Secondary products and miscellaneous receipts.....		325312-SM						
Fertilizer, mixing only, manufacturing (including compost).....	325314		12/79	276.266	277.641	278.112	277.978	278.686
Primary products.....		325314-P	12/79	279.671	281.023	281.604	281.466	282.346
Mixed fertilizers, mixing only.....		325314-0	06/86	248.414	249.615	250.131	250.009	250.790
Mixed fertilizers, dry, mixing only.....		325314-01	06/03	198.788	200.078	200.145	200.028	200.090
Mixed fertilizers, liquid, mixing only.....		325314-02	06/86	214.673	213.953	216.244	216.244	219.948
Secondary products and miscellaneous receipts.....		325314-SM						
Miscellaneous receipts.....		325314-M	12/79	170.894	173.084	170.125	170.111	165.759
Pesticide and other agricultural chemical mfg.....	32532		12/03	142.118	142.286	142.582	142.548	142.606
Pesticide and other agricultural chemical manufacturing.....	325320		06/82	195.674	195.906	196.314	196.267	196.347
Primary products.....		325320-P	06/82	206.623	206.868	207.297	207.248	207.332
Agricultural and commercial pesticides and chemicals.....		325320-1	06/03	138.316	138.496	138.657	138.620	138.682
Lawn and garden pesticides and chemicals.....		325320-4	06/03	194.532	194.532	194.532	194.532	194.532
Household and institutional pesticides and chemicals.....		325320-7	06/03	187.906	187.906	192.133	192.133	192.133
Secondary products and miscellaneous receipts.....		325320-SM						
Pharmaceutical and medicine mfg.....	3254		12/84	575.429	578.805	578.446	576.832	576.675
Pharmaceutical and medicine mfg.....	32541		12/03	240.260	241.670	241.520	240.846	240.780
Medicinal and botanical manufacturing.....	325411		06/82	192.909	193.259	193.285	193.010	193.259
Primary products.....		325411-P	06/82	196.327	196.719	196.748	196.441	196.719
Synthetic organic medicinal chemicals, medicinal & botanical drugs, & other products.....		325411-0	12/11	109.515	109.733	109.750	109.578	109.734
Secondary products and miscellaneous receipts.....		325411-SM1						
Pharmaceutical preparation manufacturing.....	325412		06/81	908.961	914.685	914.405	913.219	913.263
Primary products.....		325412-P	06/81	994.302	1,000.812	1,000.492	999.144	999.182
Pharmaceuticals acting on the respiratory system, for human use.....		325412-A	06/01	220.058	220.219	220.219	220.219	220.219
Antihistamines and bronchodilators, including antiasthmatics.....		325412-A111	06/81	1,165.819	1,165.819	1,165.819	1,165.819	1,165.819
Other respiratory preparations.....		325412-A112	06/01	212.785	213.194	213.194	213.194	213.194
Other respiratory preparations, over-the-counter.....		325412-A112OC	05/17	109.017	109.403	109.403	109.403	—
Other respiratory preparations, prescription.....		325412-A112RX	05/17	—	96.342	96.342	96.342	96.342
Pharmaceuticals acting on the digestive or the genito-urinary systems, for human use.....		325412-D	06/01	180.380	179.538	178.621	178.621	178.621
Other digestive or genito-urinary preparations.....		325412-D112	06/01	184.930	182.928	182.928	182.928	182.928
Other digestive or genito-urinary preparations, prescription.....		325412-D112RX	05/17	91.599	90.394	90.394	90.394	90.394
Pharmaceuticals acting on the skin, for human use.....		325412-G	06/01	178.014	178.014	178.014	171.393	171.393
Other pharmaceutical preparations acting on the skin.....		325412-G311	12/09	109.132	109.132	109.132	109.132	109.132
Anti-acne preparations.....		325412-G611	12/09	107.181	107.181	107.181	70.345	70.345
Vitamin, nutrient, and hematonic preparations, for human use.....		325412-L	06/01	155.271	155.665	155.560	155.560	155.560
Multivitamins.....		325412-L111	06/81	215.959	218.373	218.373	218.373	218.373
Other vitamins and nutrients.....		325412-L112	06/01	161.195	161.360	161.846	161.846	161.846
Pharmaceuticals affecting parasitic and infective diseases, for human use.....		325412-Q	06/01	284.934	284.934	284.934	284.934	284.934
Broad and medium spectrum antibiotics.....		325412-Q111	06/81	603.966	603.966	603.966	603.966	603.966
Systemic antivirals.....		325412-Q112	06/01	303.686	303.686	303.686	303.686	303.686
Other parasitic and infective diseases.....		325412-Q113	06/01	320.184	320.184	320.184	320.184	320.184
Pharmaceuticals for veterinary use, incl medicinal premixes/pet care products.....		325412-W	06/81	214.043	—	—	—	—
Pharmaceuticals affecting neoplasms, the endocrine system, & metabolic diseases, for human use.....		325412-1	06/01	328.145	328.145	328.145	328.145	328.444
Cancer therapy products.....		325412-1111	06/81	981.014	981.014	981.014	981.014	993.465
Insulin/antidiabetes products.....		325412-1112	06/81	1,502.807	1,502.807	1,502.851	1,502.851	1,502.851

See footnotes at end of table.

Table 11. Producer price indexes for net output of selected industries and their products, not seasonally adjusted — Continued
 [July 2024]

Title ¹	Industry code	Product code	Index base	Unadjusted index ²				
				Mar. 2024	Apr. 2024 ^P	May 2024 ^P	June 2024 ^P	July 2024 ^P
Pharmaceutical preparation manufacturing - Continued								
Other neoplasms, endocrine system, and metabolic diseases.....		325412-1113	06/81	1,122.049	1,122.049	1,122.049	1,122.049	1,122.049
Hormones and oral contraceptives.....		325412-1114	12/09	227.071	227.071	227.071	227.071	227.194
Pharmaceuticals acting on the central nervous system and the sense organs, for human use.....		325412-4	06/01	354.083	354.083	354.083	354.083	354.164
Analgesics.....		325412-4111	06/01	358.402	358.402	358.402	358.402	358.656
Psychotherapeutics.....		325412-4112	06/81	7,452.805	7,452.805	7,452.805	7,452.805	7,453.372
Antidepressants.....		325412-41121	12/87	1,324.442	1,324.442	1,324.442	1,324.442	1,324.442
Other psychotherapeutics, including tranquilizers.....		325412-41123	06/01	374.577	374.577	374.577	374.577	374.840
Other central nervous system and sense organs.....		325412-4113	06/01	283.785	283.785	283.785	283.785	283.785
Anticonvulsants.....		325412-4114	12/09	231.051	231.051	231.051	231.051	231.051
Analgesics, over-the-counter.....		325412-4111OC	05/17	110.851	110.851	110.851	110.851	111.739
Analgesics, prescription.....		325412-4111RX	05/17	136.026	136.026	136.026	136.026	136.026
Pharmaceuticals acting on the cardiovascular system, for human use.....		325412-7	06/81	1,731.266	1,732.781	1,732.781	1,732.781	1,732.781
Other cardiovascular preparations.....		325412-7113	06/01	559.817	559.817	559.817	559.817	559.817
Secondary products and miscellaneous receipts.....		325412-SM						
Miscellaneous receipts.....		325412-M	06/81	576.860	576.860	576.860	576.860	576.860
Secondary products.....		325412-S	06/81	325.102	325.338	325.338	—	—
In-vitro diagnostic substance manufacturing.....	325413		03/80	284.523	284.684	284.572	284.593	284.484
Primary products.....		325413-P	06/87	200.298	200.423	200.334	200.353	200.270
In-vitro diagnostic substances.....		325413-0	06/91	177.862	177.973	177.894	177.911	177.837
Secondary products and miscellaneous receipts.....		325413-SM						
Secondary products.....		325413-S	03/80	444.507	444.314	444.595	444.372	444.388
Other biological product manufacturing.....	325414		06/91	256.838	258.239	257.286	252.599	251.685
Primary products.....		325414-P	06/91	267.012	267.859	266.824	262.037	261.048
Biological products, excluding diagnostic, for veterinary, industrial, and all other misc. uses.....		325414-A	03/80	206.420	207.873	205.569	194.875	192.321
Biological products, excluding diagnostic, for human use.....		325414-T	06/09	153.415	153.586	153.586	153.586	153.722
Secondary products and miscellaneous receipts.....		325414-SM1						
Paint, coating & adhesive mfg.....	3255		12/03	235.128	235.034	235.241	235.149	235.299
Paint and coating mfg.....	32551		06/83	414.004	413.051	413.448	413.660	413.756
Paint and coating manufacturing.....	325510		06/83	413.303	412.351	412.749	412.960	413.057
Primary products.....		325510-P	06/83	419.560	418.603	419.152	419.330	419.506
Miscellaneous allied paint products including paint and varnish removers, thinners, etc.....		325510-B	12/88	369.784	368.446	370.846	370.240	368.992
Architectural coatings.....		325510-1	06/83	503.692	503.692	503.692	503.656	503.656
Exterior architectural coatings.....		325510-11	12/12	188.332	188.332	188.332	188.295	188.295
Interior architectural coatings.....		325510-12	12/12	152.876	152.876	152.876	152.876	152.876
Product finishes for original equipment manufacturers (OEM), excluding marine coatings.....		325510-4	06/83	260.206	259.326	260.370	261.455	261.330
Transportation finishes, except powdered and high-solids coatings.....		325510-41	12/12	117.518	119.409	119.447	122.874	123.793
All other product finishes for original equipment manufacturers (OEM), excluding marine coating.....		325510-42	12/12	145.686	144.450	145.174	144.828	144.440
Special purpose coatings incl. marine, industrial, construction and maintenance coatings, etc.....		325510-7	06/83	525.300	521.702	521.885	521.401	523.404
Automotive, other transportation and machinery refinish paints and enamels, including primers.....		325510-71	12/12	158.032	153.047	152.879	150.758	148.566
Special purpose coatings, including all marine coatings and traffic marking paints.....		325510-72	12/12	145.821	145.026	145.088	145.057	145.759
Secondary products and miscellaneous receipts.....		325510-SM						
Secondary products.....		325510-S	06/83	337.715	337.715	337.715	337.715	337.715
Adhesive mfg.....	32552		12/03	220.588	221.311	221.473	221.002	221.314
Adhesive manufacturing.....	325520		12/83	358.771	359.947	360.210	359.443	359.952
Primary products.....		325520-P	12/83	361.737	362.955	363.227	362.431	362.948
Nonstructural caulking compounds and sealants.....		325520-A	12/06	223.750	223.750	223.750	223.750	223.750
Structural sealants (load bearing).....		325520-B	12/06	133.915	133.915	133.915	133.915	133.915
Synthetic resin & rubber adhesives, incl all types of bonding & laminating adhesives.....		325520-4	12/83	370.299	372.406	372.877	371.496	372.392
Epoxy adhesives.....		325520-41	06/06	207.085	207.085	206.195	206.195	206.195
Other synthetic resin and rubber adhesives.....		325520-46	06/97	242.171	245.217	246.159	243.861	245.353
Secondary products and miscellaneous receipts.....		325520-SM						
Secondary products.....		325520-S	12/83	316.806	316.918	316.991	317.047	317.429
Soap, cleaners, and toilet preparation mfg.....	3256		12/84	215.339	215.733	215.880	215.888	215.891
Soap & cleaning compound mfg.....	32561		12/03	183.436	184.097	184.199	184.213	184.217
Soap and other detergent manufacturing.....	325611		06/83	228.743	229.977	230.168	230.194	230.209
Primary products.....		325611-P	06/83	231.910	232.346	232.558	232.588	232.602
Soaps and detergents, commercial, industrial, and institutional.....		325611-1	06/83	351.713	354.474	354.681	354.696	354.696
Commercial, industrial, and institutional hard surface cleaners.....		325611-11	06/07	145.150	150.229	150.229	150.469	150.469

See footnotes at end of table.

Table 11. Producer price indexes for net output of selected industries and their products, not seasonally adjusted — Continued
 [July 2024]

Title ¹	Industry code	Product code	Index base	Unadjusted index ²				
				Mar. 2024	Apr. 2024 ^P	May 2024 ^P	June 2024 ^P	July 2024 ^P
Soap and other detergent manufacturing - Continued								
Commercial, industrial, and institutional laundry detergents.....		325611-12	06/07	187.667	188.263	188.263	188.505	188.505
Commercial, industrial, and institutional dishwashing detergents.....		325611-13	12/11	181.021	181.021	181.021	180.990	180.990
Commercial, industrial, and institutional metal cleaners.....		325611-14	12/11	155.039	155.039	155.039	155.039	155.039
Commercial, industrial, and institutional soaps, excluding specialty cleaners.....		325611-17	06/07	163.625	164.236	164.766	164.532	164.532
Household detergents.....		325611-4	06/83	186.680	186.222	186.521	186.568	186.591
Household alkaline detergents and cleaners.....		325611-45	05/18	141.638	140.012	140.034	140.201	140.284
Household dry and liquid laundry detergents.....		325611-46	05/18	118.126	118.126	118.361	118.361	118.361
Soaps, excluding specialty cleaners, household.....		325611-7	06/83	226.268	227.005	227.005	227.005	227.005
Secondary products and miscellaneous receipts.....		325611-SM						
Miscellaneous receipts.....		325611-M	06/83	234.914	243.647	243.647	243.647	243.647
Secondary products.....		325611-S	06/83	205.513	213.149	213.176	213.177	213.207
Polish and other sanitation good mfg.....	325612		06/83	249.690	249.915	249.962	249.965	250.061
Primary products.....		325612-P	06/83	259.464	259.720	259.774	259.778	259.888
Polishing preparations and related products.....		325612-7	06/83	300.349	300.349	300.349	300.349	300.812
Specialty cleaning and sanitation products.....		325612-8	05/17	121.142	121.386	121.437	121.441	121.494
Disinfectants, nonagricultural, industrial and institutional.....		325612-81	05/17	143.158	144.613	144.613	144.613	144.613
Air and room fresheners.....		325612-83	06/83	188.227	188.227	188.227	188.227	188.227
Laundry fabric softeners and rinses, liquid and dry.....		325612-88	05/17	114.301	114.301	115.155	115.155	116.062
Other specialty cleaning and sanitation products.....		325612-89	06/89	194.180	194.180	194.180	194.191	194.191
Secondary products and miscellaneous receipts.....		325612-SM						
Miscellaneous receipts.....		325612-M	06/83	182.118	182.118	182.118	182.118	182.118
Surface active agent manufacturing.....	325613		12/83	336.801	336.739	336.739	336.739	336.614
Primary products.....		325613-P	12/83	369.859	369.859	369.859	369.859	369.859
Surfactants, finishing agents, and assistants.....		325613-0	12/83	369.859	369.859	369.859	369.859	369.859
Surfactants (bulk surface active agents).....		325613-02	12/83	430.152	430.152	430.152	430.152	430.152
Secondary products and miscellaneous receipts.....		325613-SM						
Toilet preparation mfg.....	32562		12/03	134.431	134.469	134.576	134.576	134.576
Toilet preparation manufacturing.....	325620		03/80	244.483	244.552	244.746	244.746	244.746
Primary products.....		325620-P	03/80	245.210	245.283	245.487	245.487	245.487
Denture cleaners, mouthwashes, gargles, and rinses.....		325620-A	12/03	151.019	151.019	151.019	151.019	151.019
Creams, lotions, and oils, excluding shaving, hair, and deodorant.....		325620-D	03/80	237.220	237.220	237.220	237.220	237.220
Other cosmetics and toilet preparations.....		325620-G	06/99	127.107	127.107	127.111	127.111	127.111
Shaving preparations.....		325620-1	03/80	248.095	248.095	248.095	248.095	248.095
Perfumes, toilet waters, and colognes.....		325620-4	03/80	246.206	246.206	249.468	249.468	249.468
Hair preparations (including shampoos).....		325620-7	03/80	276.095	276.279	276.270	276.270	276.270
Hair preparations incl professional, consumer, and cream/gel shampoos.....		325620-71	06/07	153.668	153.800	153.800	153.800	153.800
Hair tonics and hair dressings incl professional and consumer use.....		325620-72	06/07	132.836	132.836	132.818	132.818	132.818
Secondary products and miscellaneous receipts.....		325620-SM						
Other chemical product & preparation mfg.....	3259		12/03	176.481	177.402	177.932	175.835	176.459
Printing ink mfg.....	32591		12/03	194.249	192.496	192.320	192.397	192.438
Printing ink manufacturing.....	325910		06/84	260.406	258.053	257.815	257.920	257.974
Primary products.....		325910-P	06/84	264.971	262.528	262.281	262.390	262.437
Flexographic printing inks.....		325910-A	06/84	292.262	292.262	292.262	292.262	292.208
Nonimpact/digital inks.....		325910-E	06/05	235.410	227.202	226.120	226.481	227.202
All other printing inks.....		325910-H	06/84	240.337	239.979	240.655	240.650	239.184
Lithographic and offset inks.....		325910-6	06/84	253.065	253.065	253.065	253.065	253.065
News and nonheat web offset printing inks.....		325910-61	12/89	354.573	354.573	354.573	354.573	354.573
Publication and commercial web inks.....		325910-62	12/97	167.919	167.919	167.919	167.919	167.919
Sheet-fed general inks.....		325910-63	12/97	161.472	161.472	161.472	161.472	161.472
Sheet-fed packaging inks.....		325910-64	06/05	149.890	149.890	149.890	149.890	149.890
Gravure printing inks.....		325910-7	06/84	173.122	173.127	173.127	173.127	173.127
Secondary products and miscellaneous receipts.....		325910-SM						
Miscellaneous receipts.....		325910-M	06/84	189.805	189.805	189.805	189.805	189.805
Explosives mfg.....	32592		12/06	161.807	161.584	161.202	161.236	161.591
Explosives manufacturing.....	325920		12/80	410.956	410.389	409.419	409.505	410.407
Primary products.....		325920-P	12/80	369.303	369.872	369.066	369.087	369.387
Explosives and blasting accessories.....		325920-0	12/80	371.701	372.274	371.462	371.484	371.785
Secondary products and miscellaneous receipts.....		325920-SM						
All other chemical product & preparation mfg.....	32599		12/03	173.608	174.878	175.543	173.087	173.782
Custom compounding of purchased resins.....	325991		06/93	203.835	206.842	206.838	205.763	204.235
Primary products.....		325991-P	06/93	212.870	216.010	216.006	214.821	212.857
Custom compounding of purchased resins and color concentrates.....		325991-0	06/93	211.805	214.929	214.925	213.746	211.792
Secondary products and miscellaneous receipts.....		325991-SM						

See footnotes at end of table.

Table 11. Producer price indexes for net output of selected industries and their products, not seasonally adjusted — Continued
[July 2024]

Title ¹	Industry code	Product code	Index base	Unadjusted index ²				
				Mar. 2024	Apr. 2024 ^P	May 2024 ^P	June 2024 ^P	July 2024 ^P
Photographic Film, Paper, Plate, Chemical, and Copy Toner Manufacturing.....	325992		12/03	158.416	163.999	167.646	154.790	161.490
Primary products.....		325992-P	12/03	171.145	177.761	181.849	166.762	173.779
Photographic sensitized film, plates, paper, & cloth.....		325992-T	06/07	188.355	198.086	204.321	181.319	192.018
Photographic sensitized film, plates, paper, & cloth, silver-halide-type (excl X-ray).....		325992-T1	01/00	—	189.587	196.851	170.618	182.763
Photographic sensitized film, plates, paper & cloth, other than silver-halide-type (incl X-ray).....		325992-T3	12/03	174.758	177.440	176.396	177.009	177.009
Prepared photographic chemicals.....		325992-5	12/83	78.230	78.618	78.618	78.618	78.618
Secondary products and miscellaneous receipts.....		325992-SM						
Other miscellaneous chemical product manufacturing.....	325998		06/85	260.896	259.769	259.908	259.884	259.708
Primary products.....		325998-P	06/85	254.979	253.766	253.891	253.871	253.682
Water treating compounds.....		325998-A	06/85	218.489	218.959	221.112	221.111	219.607
All other chemical preparations, including essential oils, matches, and gelatin.....		325998-J	06/85	275.644	272.736	271.365	271.333	271.625
Secondary products and miscellaneous receipts.....		325998-SM						
Miscellaneous receipts.....		325998-M	12/03	165.307	165.597	165.597	165.597	165.597
Secondary products.....		325998-S	06/85	349.670	348.319	349.616	349.292	349.292
Plastics and rubber products mfg.....	326		12/84	251.086	251.947	251.631	251.684	251.616
Plastics product mfg.....	3261		06/93	222.879	223.759	223.494	223.578	223.542
Unsupported plastics film, sheet, and bag mfg.....	32611		12/03	197.472	198.485	199.018	199.064	199.047
Plastics bag and pouch manufacturing.....	326111		12/03	212.312	212.994	213.080	213.266	213.106
Primary products.....		326111-P	12/03	214.945	215.646	215.666	215.865	215.687
Single-web film specialty bags, pouches, and liners.....		326111-1	12/83	328.555	329.619	329.865	330.280	330.104
Polyethylene grocery and variety bags and pouches.....		326111-11	06/07	163.873	163.873	164.200	164.200	164.200
Polyethylene refuse bags.....		326111-12	06/07	144.474	146.204	148.064	148.064	147.934
Other polyethylene bags, pouches, and liners.....		326111-15	06/07	185.080	185.645	184.506	185.228	185.018
Coextruded single-web film specialty bags, pouches, & liners.....		326111-16	06/13	137.669	137.669	137.669	137.669	137.669
Multiweb film/film combination specialty bags, pouches, and liners.....		326111-3	12/03	205.122	206.040	198.807	195.181	191.717
Secondary products and miscellaneous receipts.....		326111-SM						
Secondary products.....		326111-S	12/03	240.135	240.493	242.413	242.424	242.427
Plastics packaging film and sheet mfg.....	326112		12/03	176.705	177.572	178.000	178.176	178.070
Primary products.....		326112-P	12/03	179.293	180.234	180.540	180.721	180.717
Single-web film, rolls, and sheets, including coextruded, for flexible packaging uses.....		326112-1	12/87	279.343	281.135	281.323	281.502	281.465
Single-web film, rolls, and sheets for flexible packaging uses.....		326112-11	06/07	182.461	183.544	183.829	183.829	183.829
Coextruded single-web film, for flexible packaging uses.....		326112-12	06/07	160.555	161.911	161.409	161.951	161.840
Film/film multiweb laminated rolls and sheets, excluding foil, for flexible packaging uses.....		326112-3	12/87	184.869	184.761	186.029	186.552	186.649
Secondary products and miscellaneous receipts.....		326112-SM						
Secondary products.....		326112-S	12/03	170.265	170.198	172.597	172.747	171.023
Nonpackaging plastics film and sheet mfg.....	326113		06/93	228.587	230.127	231.165	230.962	231.162
Primary products.....		326113-P	12/82	283.329	285.562	286.808	286.999	287.249
Unlaminated plastics film and sheet, excluding packaging.....		326113-0	12/82	283.329	285.562	286.808	286.999	287.249
Unlaminated polyethylene film and sheet.....		326113-01	06/93	276.820	276.562	279.464	278.853	279.395
Unlaminated vinyl and vinyl copolymer film and sheet.....		326113-03	06/93	247.607	247.607	247.607	247.607	247.607
Miscellaneous unlaminated plastics film and sheet.....		326113-04	06/93	213.692	217.966	218.981	219.940	219.940
Secondary products and miscellaneous receipts.....		326113-SM						
Secondary products.....		326113-S	06/93	167.630	164.114	165.505	158.973	159.114
Plastics pipe/fitting/unsupported shapes mfg.....	32612		12/03	269.453	272.624	271.026	270.040	270.558
Unlaminated plastics profile shape mfg.....	326121		06/93	172.324	173.856	174.329	174.423	175.213
Primary products.....		326121-P	12/82	222.400	225.010	225.709	225.709	227.020
Unlaminated plastics profile shapes.....		326121-0	12/82	222.400	225.010	225.709	225.709	227.020
Secondary products and miscellaneous receipts.....		326121-SM						
Plastics pipe and pipe fitting manufacturing.....	326122		06/93	460.808	466.867	462.214	459.596	459.894
Primary products.....		326122-P	12/82	445.511	451.342	446.774	444.222	444.532
Plastics pipe.....		326122-1	12/82	432.695	438.483	433.617	430.745	431.912
Plastics drain, waste, and vent pipe.....		326122-11	06/87	227.804	230.037	225.252	222.109	222.569
Plastics water pipe.....		326122-13	06/87	394.890	402.983	397.290	392.469	395.516
Plastics sewer, stormdrain, and water main pipe.....		326122-18	12/17	198.350	200.458	199.885	200.809	197.770
Other plastics pipe.....		326122-1B	07/87	477.655	483.397	483.397	483.397	483.397
Plastics pipe fittings and unions.....		326122-3	12/03	432.544	437.622	435.197	434.554	430.819
Secondary products and miscellaneous receipts.....		326122-SM						
Miscellaneous receipts.....		326122-M	12/99	228.484	226.602	230.678	230.522	221.010
Secondary products.....		326122-S1	12/17	148.971	152.657	152.875	152.622	153.369
Laminated plastics plate, sheet, and shape mfg.....	32613		12/03	174.768	175.384	175.384	175.384	175.384
Laminated plastics plate, sheet (except packaging), and shape manufacturing.....	326130		06/93	217.385	218.152	218.152	218.152	218.152
Primary products.....		326130-P	12/82	284.447	285.224	285.224	285.224	285.224

See footnotes at end of table.

Table 11. Producer price indexes for net output of selected industries and their products, not seasonally adjusted — Continued
 [July 2024]

Title ¹	Industry code	Product code	Index base	Unadjusted index ²				
				Mar. 2024	Apr. 2024 ^P	May 2024 ^P	June 2024 ^P	July 2024 ^P
Laminated plastics plate, sheet (except packaging), and shape manufacturing - Continued								
Laminated plastics plates, sheet (except packaging), and shapes.....		326130-0	12/82	284.447	285.224	285.224	285.224	285.224
Secondary products and miscellaneous receipts.....		326130-SM						
Secondary products.....		326130-S	06/93	198.784	198.791	198.791	198.791	-
Polystyrene foam product mfg.....	32614		12/03	321.689	321.666	318.435	319.822	319.311
Polystyrene foam product manufacturing.....	326140		12/03	321.870	321.847	318.619	320.005	319.495
Primary products.....		326140-P	12/03	305.419	305.389	301.303	303.048	302.405
Packaging, polystyrene foam products.....		326140-2	12/03	364.275	362.949	362.158	365.734	363.256
Polystyrene foam food containers.....		326140-21	06/06	319.573	317.807	315.705	320.304	317.007
Polystyrene foam protective shipping pads, shaped cushioning, etc.....		326140-22	06/06	299.538	299.538	301.435	301.721	301.721
Building and construction polystyrene foam products.....		326140-3	12/03	225.938	225.938	223.826	225.675	225.675
Consumer and institutional polystyrene foam products.....		326140-5	12/82	397.764	399.185	386.753	387.466	387.887
All other polystyrene foam products incl. transportation application uses.....		326140-9	06/06	195.412	195.412	195.412	195.412	195.412
Secondary products and miscellaneous receipts.....		326140-SM						
Foam product (ex polystyrene) mfg.....	32615		12/03	192.360	192.365	192.430	192.473	192.482
Urethane and other foam product mfg.....	326150		12/03	192.338	192.343	192.408	192.451	192.459
Primary products.....		326150-P	12/03	186.683	186.687	186.752	186.752	186.752
Packaging polyurethane foam products.....		326150-2	12/03	295.101	295.101	295.101	295.101	295.101
Furniture and furnishings polyurethane foam products.....		326150-4	12/82	280.359	280.359	280.359	280.359	280.359
Polyurethane foam formed and slab stock for pillows, seating, and cushioning...		326150-41	12/05	155.801	155.801	155.801	155.801	155.801
Consumer and institutional polyurethane foam products.....		326150-5	12/03	238.757	238.757	238.757	238.757	238.757
All other miscellaneous polyurethane foam products.....		326150-6	12/03	121.827	121.896	123.009	123.009	123.009
Products made of foam other than polystyrene or polyurethane.....		326150-9	12/99	164.967	164.967	164.967	164.967	164.967
Secondary products and miscellaneous receipts.....		326150-SM						
Secondary products.....		326150-S	12/03	262.687	262.723	262.764	264.391	264.731
Plastics bottle mfg.....	32616		12/03	148.539	148.634	148.646	148.859	148.126
Plastics bottle manufacturing.....	326160		06/93	167.421	167.528	167.542	167.782	166.955
Primary products.....		326160-P	12/82	186.638	186.724	186.727	186.988	186.037
Plastics bottles.....		326160-0	06/87	177.846	177.928	177.931	178.180	177.274
Secondary products and miscellaneous receipts.....		326160-SM						
Other plastics product mfg.....	32619		12/03	183.213	183.828	183.771	183.876	183.895
Plastics plumbing fixture manufacturing.....	326191		06/93	205.990	205.990	208.088	208.091	208.095
Primary products.....		326191-P	06/93	207.728	207.728	209.737	209.737	209.737
Plastics plumbing fixtures.....		326191-0	06/93	207.728	207.728	209.737	209.737	209.737
Secondary products and miscellaneous receipts.....		326191-SM						
Miscellaneous receipts.....		326191-M	12/04	103.333	103.333	103.333	103.333	103.333
All other plastics product manufacturing.....	326199		06/93	202.464	203.176	203.013	203.135	203.156
Primary products.....		326199-P	06/87	238.910	239.629	239.405	239.571	239.595
All other reinforced and fiberglass plastics products.....		326199-A	06/93	271.921	271.921	271.921	272.342	272.342
Consumer/institutional/commercial fabricated plastics products (excl. foam and wire coated).....		326199-C	06/93	216.457	216.781	216.657	217.507	218.118
Transportation fabricated plastics products (excluding foam and reinforced plastics).....		326199-1	06/93	137.500	137.500	137.633	137.621	137.624
Electrical and electronic fabricated plastics (excluding foam and reinforced plastics).....		326199-2	12/82	149.076	149.076	147.853	147.877	148.727
Industrial machinery plastics products, excluding foam (incl. gears, bearings, etc.).....		326199-3	06/93	204.065	204.065	204.065	204.065	204.065
Plastics packaging (excluding film, sheet, foam, and bottles).....		326199-4	06/93	202.128	204.505	203.585	203.247	202.333
Building & construction fabricated plastics products (excl foam, plumbing fixtures, hardware).....		326199-8	12/03	187.068	187.326	187.431	187.431	187.619
Secondary products and miscellaneous receipts.....		326199-SM						
Miscellaneous receipts.....		326199-M	12/99	184.090	184.090	184.090	184.090	184.090
Secondary products.....		326199-S	06/93	182.328	185.387	185.529	185.447	185.519
Rubber product mfg.....	3262		12/03	194.551	194.750	194.449	194.340	194.192
Tire mfg.....	32621		06/81	217.652	217.709	216.589	215.928	216.353
Tire manufacturing, except retreading.....	326211		06/81	217.663	217.720	216.599	215.938	216.364
Primary products.....		326211-P	06/81	201.390	201.444	200.388	199.769	200.170
Tread rubber, tire sundries, and repair materials.....		326211-H	06/81	299.011	299.011	298.187	298.236	298.236
Pneumatic tires (including passenger, truck, bus, tractor, industrial, and other tires).....		326211-0	12/11	121.365	121.400	120.728	120.327	120.586
Passenger car pneumatic tires (casings).....		326211-01	06/81	184.613	184.792	184.226	183.580	184.023
Truck and bus (including off-the-highway) pneumatic tires.....		326211-03	06/81	188.816	188.492	185.708	184.997	185.378
Secondary products and miscellaneous receipts.....		326211-SM						
Rubber and plastics hose and belting.....	32622		12/03	206.344	206.544	206.544	206.590	206.590
Rubber and plastics hose and belting mfg.....	326220		12/81	329.919	330.239	330.239	330.312	330.312

See footnotes at end of table.

Table 11. Producer price indexes for net output of selected industries and their products, not seasonally adjusted — Continued
[July 2024]

Title ¹	Industry code	Product code	Index base	Unadjusted index ²				
				Mar. 2024	Apr. 2024 ^P	May 2024 ^P	June 2024 ^P	July 2024 ^P
Rubber and plastics hose and belting mfg. - Continued								
Primary products.....		326220-P	12/81	331.600	331.932	331.932	332.008	332.008
Rubber and plastics belt and belting mfg.		326220-D	12/11	147.369	147.369	147.369	147.432	147.432
Rubber and plastics transmission belts and belting (excluding flat).....		326220-D2	12/81	236.919	236.919	236.919	236.919	236.919
Rubber and plastic hose mfg.		326220-H	12/11	131.621	131.905	131.905	131.905	131.905
Rubber and plastics hose for on- and off-highway motor vehicles.....		326220-H3	12/04	157.389	157.389	157.389	157.389	157.389
Industrial rubber and plastics hose without fittings.....		326220-H4	12/04	161.522	161.522	161.522	161.522	161.522
Rubber and plastics water hose (incl. fire, irrigation, etc.).....		326220-H5	12/04	226.878	230.020	230.020	230.020	230.020
Secondary products and miscellaneous receipts.....		326220-SM						
Other rubber product mfg.	32629		12/88	218.133	218.572	219.120	219.617	218.663
Rubber product mfg. for mechanical use.....	326291		12/88	175.692	175.691	176.086	176.129	176.136
Primary products.....		326291-P	12/88	166.152	166.152	166.536	166.583	166.573
Other extruded rubber mechanical goods (excl. auto)(excl. tubing).....		326291-C	12/03	150.303	150.303	161.340	161.340	161.340
Molded rubber mechanical goods, automotive.....		326291-1	06/83	120.924	120.924	120.924	120.924	120.924
Molded rubber mechanical goods, transportation (excluding automotive)/off-highway machinery.....		326291-2	12/03	154.603	154.603	154.603	154.182	154.133
Other molded rubber mechanical goods (excluding tubing).....		326291-9	12/03	198.395	198.395	198.395	198.805	198.805
Secondary products and miscellaneous receipts.....		326291-SM						
Secondary products.....		326291-S	06/83	294.495	294.455	294.945	294.845	295.384
All other rubber product manufacturing.....	326299		06/83	282.993	283.960	284.726	285.772	283.664
Primary products.....		326299-P	06/83	285.363	286.395	287.229	288.372	286.069
All other miscellaneous rubber goods.....		326299-B	06/83	246.653	246.653	246.653	246.653	246.653
Rubber compounds or mixtures for sale or interplant transfer.....		326299-6	06/83	308.428	310.156	310.156	314.188	315.243
All other industrial rubber products.....		326299-7	06/83	324.780	326.947	330.109	330.378	320.591
Secondary products and miscellaneous receipts.....		326299-SM						
Secondary products.....		326299-S	06/83	248.330	248.616	248.653	—	—
Nonmetallic mineral product manufacturing.....	327		12/84	298.158	297.365	298.209	297.968	298.507
Clay product and refractory manufacturing.....	3271		12/03	179.585	179.596	179.756	180.208	180.143
Pottery, ceramics, and plumbing fixture mfg.	32711		12/84	275.789	276.289	276.347	276.676	276.872
Pottery, ceramics, and plumbing fixture mfg.....	327110		12/11	151.567	151.842	151.874	152.055	152.163
Primary products.....		327110-P	12/11	146.419	146.700	146.685	146.836	146.948
Vitreous china, porcelain, and earthenware (semivitreous) table and kitchenware..		327110-5	12/06	140.697	140.697	140.697	140.697	141.349
All other pottery products (including china decorated for the trade).....		327110-6	12/06	168.745	168.745	168.745	168.745	168.745
Porcelain, steatite, and other ceramic electrical products.....		327110-7	12/85	325.719	327.082	327.006	327.742	328.178
Secondary products and miscellaneous receipts.....		327110-SM						
Clay building material and refractories mfg.....	32712		12/03	180.670	180.560	180.767	181.312	181.174
Clay building material and refractories mfg.....	327120		12/11	142.479	142.393	142.555	142.985	142.877
Primary products.....		327120-P	12/11	142.727	142.617	142.784	143.224	143.090
Brick and structural clay tile.....		327120-1	12/84	262.853	263.995	264.813	265.559	265.740
Building or common brick.....		327120-11	12/84	260.007	261.151	261.970	262.718	262.899
Glazed brick and other brick (paving, floor, and sewer).....		327120-12	12/04	208.168	208.168	208.168	208.168	208.168
Clay floor and wall tile, glazed and unglazed (including quarry tile and ceramic mosaic tile).....		327120-2	06/85	118.385	116.142	116.582	116.148	115.808
Nonclay refractories (excluding dead-burned magnesia).....		327120-6	12/04	206.293	206.689	206.257	207.021	206.292
Clay refractories.....		327120-7	12/04	220.205	221.198	221.198	222.657	222.657
All other structural clay products, excluding clay refractories.....		327120-9	12/85	317.853	317.853	317.853	317.853	317.853
Secondary products and miscellaneous receipts.....		327120-SM						
Miscellaneous receipts.....		327120-M	12/11	146.904	149.187	149.187	149.187	151.624
Glass and glass product manufacturing.....	3272		12/03	169.565	168.759	169.476	168.798	170.644
Glass and glass product manufacturing.....	32721		12/03	169.565	168.759	169.476	168.798	170.644
Flat glass manufacturing.....	327211		12/80	149.501	149.006	149.749	148.909	150.738
Primary products.....		327211-P	12/80	143.304	142.825	143.543	142.731	144.501
Flat glass (float, sheet, and plate process), made by flat glass producers.....		327211-1	12/80	145.815	145.058	146.194	144.908	145.973
Other glass products, made by flat glass producers.....		327211-4	12/06	173.167	173.167	173.167	173.167	176.875
Secondary products and miscellaneous receipts.....		327211-SM						
Other pressed and blown glass and glassware.....	327212		06/83	202.555	202.651	203.233	202.638	203.215
Primary products.....		327212-P	06/83	200.751	200.848	201.439	200.835	201.421
Glass fiber and machine-made pressed and blown glass and glassware, made by glass producers.....		327212-B	06/12	151.919	151.995	152.452	151.984	152.438
Handmade pressed and blown glass and glassware, made by glass producers....		327212-9	12/04	145.857	145.857	145.857	145.857	145.857
Secondary and miscellaneous receipts.....		327212-SM						
Glass container manufacturing.....	327213		06/82	283.192	281.131	281.678	281.955	292.864
Primary products.....		327213-P	06/82	284.332	282.261	282.810	283.088	294.054
Glass containers (including value of packaging).....		327213-0	12/03	204.521	203.031	203.426	203.625	211.513
Secondary products and miscellaneous receipts.....		327213-SM1						

See footnotes at end of table.

Table 11. Producer price indexes for net output of selected industries and their products, not seasonally adjusted — Continued
 [July 2024]

Title ¹	Industry code	Product code	Index base	Unadjusted index ²				
				Mar. 2024	Apr. 2024 ^P	May 2024 ^P	June 2024 ^P	July 2024 ^P
Glass product mfg. made of purchased glass.....	327215		06/83	214.878	213.650	214.788	213.550	213.881
Primary products.....		327215-P	06/83	208.540	207.335	208.447	207.238	207.565
Pressed and blown glassware, made from purchased glass.....		327215-E	12/22	107.699	107.208	107.278	106.587	106.485
Other glass products, made from purchased glass.....		327215-F	06/83	201.429	201.477	201.740	200.629	200.629
Mirrors (decorated and undecorated), made from purchased glass.....		327215-9	06/83	210.114	204.728	209.127	207.795	209.488
Secondary products and miscellaneous receipts.....		327215-SM						
Secondary products.....		327215-S	06/83	257.282	257.286	257.297	257.343	257.398
Cement and concrete product manufacturing.....	3273		12/03	247.587	246.754	246.816	246.323	246.234
Cement manufacturing.....	32731		06/82	348.396	349.903	351.174	350.493	352.395
Cement manufacturing.....	327310		06/82	348.403	349.911	351.182	350.501	352.403
Primary products.....		327310-P	06/82	343.783	345.280	346.542	345.865	347.742
Cement, hydraulic (including cost of shipping containers).....		327310-0	06/89	339.855	341.334	342.582	341.913	343.768
Secondary products and miscellaneous receipts.....		327310-SM						
Ready-mix concrete manufacturing.....	32732		12/03	253.517	251.872	252.304	250.941	250.676
Ready-mix concrete manufacturing.....	327320		06/81	393.072	390.521	391.192	389.078	388.666
Primary products.....		327320-P	06/81	389.240	386.637	387.313	385.142	384.720
Northeast region ready-mix concrete.....		327320-A	12/12	173.356	173.356	173.356	166.632	166.632
Midwest region ready-mix concrete.....		327320-B	12/12	180.124	181.587	181.788	179.179	179.179
South region ready-mix concrete.....		327320-C	12/12	177.043	173.336	172.739	174.128	173.154
West region ready-mix concrete.....		327320-D	12/12	177.744	177.970	180.063	178.892	179.781
Secondary products and miscellaneous receipts.....		327320-SM						
Miscellaneous receipts.....		327320-M	06/81	410.378	410.378	410.378	411.286	411.286
Secondary products.....		327320-S	06/81	425.187	425.187	425.525	426.203	426.338
Concrete pipe, brick, and block manufacturing.....	32733		12/03	225.580	225.959	226.086	227.497	227.535
Concrete block and brick manufacturing.....	327331		06/81	370.123	371.737	371.762	374.704	374.812
Primary products.....		327331-P	06/81	383.373	385.102	385.122	388.262	388.393
Concrete block and brick.....		327331-0	12/06	181.798	182.618	182.627	184.116	184.178
Structural concrete block, lightweight units (weighing less than 105 lb/cubic ft.) (dry weight).....		327331-01	06/81	346.742	348.212	348.212	349.464	349.464
Structural concrete block, mediumweight units (weighing 105 - 124 lb/cubic ft.) (dry weight).....		327331-02	06/81	462.019	462.676	463.126	464.908	464.908
Structural concrete block, normalweight units (weighing 125 lb or more/cubic ft.) (dry weight).....		327331-03	06/81	435.975	436.440	436.440	454.764	454.764
Decorative concrete block (including screen, split, slump, shadowal block, etc.).....		327331-04	06/81	338.534	339.427	339.427	343.221	343.763
Concrete pavers (including grid, interlocking, etc.).....		327331-05	06/81	377.583	378.561	378.561	378.561	378.561
Concrete brick.....		327331-06	06/81	352.372	358.426	358.426	358.426	358.426
Secondary products and miscellaneous receipts.....		327331-SM						
Miscellaneous receipts.....		327331-M	06/81	314.238	314.238	314.238	314.238	314.238
Secondary products.....		327331-S	06/81	327.065	327.056	327.299	327.683	327.149
Concrete pipe manufacturing.....	327332		12/03	237.637	236.311	236.763	237.168	237.128
Primary products.....		327332-P	12/03	237.280	235.914	236.366	236.761	236.761
Concrete pipe.....		327332-0	12/03	237.280	235.914	236.366	236.761	236.761
Concrete storm sewer pipe.....		327332-02	12/99	312.060	309.966	310.659	311.264	311.264
Concrete pipe, except concrete culvert and storm sewer pipe.....		327332-03	06/94	272.267	272.267	272.267	272.267	272.267
Secondary products and miscellaneous receipts.....		327332-SM1						
Other concrete product manufacturing.....	32739		12/03	251.757	251.597	250.555	250.988	250.923
Other concrete product manufacturing.....	327390		12/03	251.806	251.646	250.604	251.039	250.971
Primary products.....		327390-P	12/03	247.384	247.218	246.138	246.475	246.554
Precast concrete products.....		327390-1	12/79	446.787	446.559	445.321	446.144	445.882
Precast concrete slabs and tile, roof and floor units.....		327390-11	07/85	393.008	393.008	393.008	393.008	407.490
Precast concrete architectural wall panels.....		327390-12	11/84	371.124	371.124	359.898	359.898	360.025
Burial vaults and boxes, precast concrete.....		327390-13	12/79	493.553	493.553	493.553	493.553	493.553
Precast concrete products (excl burial vaults and boxes, slabs and tile, and arch. wall panels).....		327390-14	12/79	421.182	420.889	421.621	422.676	420.775
Prestressed concrete products.....		327390-4	12/79	435.156	434.502	429.005	428.519	430.706
Prestressed concrete products (excl bridge beams and solid and hollow cored slabs and panels).....		327390-43	06/94	239.337	239.337	236.580	236.580	236.580
Prestressed concrete bridge beams.....		327390-46	01/17	207.744	206.883	206.540	206.540	209.426
Prestressed concrete solid and hollow cored slabs and panels.....		327390-47	01/17	165.031	165.031	157.897	156.652	156.652
Secondary products and miscellaneous receipts.....		327390-SM						
Secondary products.....		327390-S	12/79	644.333	644.333	644.333	651.066	651.066
Lime and gypsum product manufacturing.....	3274		12/03	265.786	264.729	267.834	267.855	268.304
Lime manufacturing.....	32741		12/03	362.083	362.607	362.596	362.676	363.980
Lime manufacturing.....	327410		12/85	465.543	466.217	466.202	466.305	467.982
Primary products.....		327410-P	12/85	484.797	485.568	485.256	485.364	487.121

See footnotes at end of table.

Table 11. Producer price indexes for net output of selected industries and their products, not seasonally adjusted — Continued
 [July 2024]

Title ¹	Industry code	Product code	Index base	Unadjusted index ²				
				Mar. 2024	Apr. 2024 ^P	May 2024 ^P	June 2024 ^P	July 2024 ^P
Lime manufacturing - Continued								
Lime.....		327410-0	12/04	353.055	353.616	353.389	353.468	354.747
Secondary products and miscellaneous receipts.....		327410-SM1						
Gypsum product manufacturing.....	32742		12/03	243.200	241.547	245.870	245.870	246.036
Gypsum product manufacturing.....	327420		06/81	397.352	394.651	401.715	401.715	401.986
Primary products.....		327420-P	06/81	426.658	423.754	431.350	431.350	431.641
Gypsum building materials.....		327420-1	12/93	359.384	356.475	362.265	362.265	362.558
Other gypsum products.....		327420-5	01/00	243.423	243.423	249.939	249.939	249.939
Secondary products and miscellaneous receipts.....		327420-SM						
Other nonmetallic mineral products.....	3279		12/84	268.794	269.165	270.526	271.544	271.253
Abrasive product manufacturing.....	32791		12/03	181.835	180.608	180.572	180.622	180.135
Abrasive product manufacturing.....	327910		12/80	303.507	301.465	301.405	301.488	300.675
Primary products.....		327910-P	12/80	320.389	318.196	318.132	318.221	317.351
Nonmetallic sized grains, powders, and flour abrasives (incl. graded only).....		327910-1	06/87	256.722	256.722	256.722	256.722	256.722
Nonmetallic abrasive products (including diamond abrasives).....		327910-4	12/80	316.676	317.031	316.740	317.141	317.107
Nonmetallic coated abrasive products and buffing wheels, polishing wheels, and laps.....		327910-7	12/80	380.105	380.105	380.105	380.105	380.105
Secondary products and miscellaneous receipts.....		327910-SM						
Miscellaneous receipts.....		327910-M	12/80	375.472	375.472	375.472	375.472	375.472
All other nonmetallic mineral product mfg.....	32799		12/03	207.290	207.941	209.226	210.176	210.027
Cut stone and stone product manufacturing.....	327991		12/84	250.284	250.284	250.284	250.284	250.284
Primary products.....		327991-P	12/84	244.113	244.113	244.113	244.113	244.113
Dressed dimension granite (including gneiss, syenite, diorite, and cut granite).....		327991-1	12/84	238.501	238.501	238.501	238.501	238.501
Dressed dimension limestone (including dolomite, travertine, calcareous, tufa, & cut limestone).....		327991-4	12/84	215.170	215.170	215.170	215.170	215.170
Dressed dimension marble and other stone.....		327991-7	12/84	245.062	245.062	245.062	245.062	245.062
Secondary products and miscellaneous receipts.....		327991-SM						
Secondary products.....		327991-S	12/84	222.289	222.289	222.289	222.289	222.289
Ground or treated mineral and earths manufacturing.....	327992		06/85	314.046	319.209	320.484	318.829	317.229
Primary products.....		327992-P	06/85	307.755	312.901	314.173	312.522	310.926
Ground or treated minerals and earths.....		327992-0	06/85	307.755	312.901	314.173	312.522	310.926
Treated lightweight aggregate and crushed slag, minerals and earths.....		327992-04	12/14	154.958	158.924	159.859	159.009	159.909
Other minerals or earths, treated.....		327992-06	12/14	89.948	90.798	90.812	90.186	88.627
Secondary products and miscellaneous receipts.....		327992-SM						
Mineral wool manufacturing.....	327993		12/81	306.572	306.604	308.319	313.286	313.467
Primary products.....		327993-P	12/81	306.879	306.911	308.631	313.613	313.795
Mineral wool for thermal and acoustical envelope insulation.....		327993-1	12/81	312.369	311.329	313.573	322.818	322.141
Mineral wool for industrial, equipment, and appliance insulation.....		327993-4	12/81	260.861	262.163	263.039	262.333	263.508
Secondary products and miscellaneous receipts.....		327993-SM						
Miscellaneous nonmetallic mineral products manufacturing.....	327999		12/03	185.465	185.465	188.550	188.550	188.550
Primary products.....		327999-P	12/03	184.347	184.347	187.263	187.263	187.263
All other nonmetallic mineral products.....		327999-0	12/03	184.347	184.347	187.263	187.263	187.263
Other nonmetallic mineral products.....		327999-09	06/06	120.605	120.605	123.466	123.466	123.466
Secondary products and miscellaneous receipts.....		327999-SM						
Primary metal mfg.....	331		12/84	282.528	280.782	285.707	284.298	279.478
Iron & steel mills & ferroalloy mfg.....	3311		12/03	248.807	241.991	244.523	240.997	232.965
Iron & steel mills & ferroalloy mfg.....	33111		12/03	248.807	241.991	244.523	240.997	232.965
Iron and steel mills and ferroalloy mfg.....	331110		06/82	267.013	259.689	262.409	258.619	249.990
Primary products.....		331110-P	06/82	273.477	265.353	268.370	263.903	254.448
Steel ingots and semifinished products.....		331110-3	06/82	463.963	458.373	451.087	445.710	434.261
Ferroalloys and related products.....		331110-6	12/09	89.093	89.008	88.939	88.960	88.937
Hot rolled steel bars, plates, and structural shapes.....		331110-7	06/82	289.368	285.262	280.834	277.328	273.116
Hot rolled steel bars, plates, and structural shapes, carbon.....		331110-71	12/17	167.326	164.958	162.088	159.792	157.220
Hot rolled steel bars, plates, and structural shapes, alloy.....		331110-76	12/10	137.721	-	-	-	-
Secondary products and miscellaneous receipts.....		331110-SM						
Steel product mfg from purchased steel.....	3312		12/03	285.191	280.450	278.071	273.172	269.357
Iron & steel pipe and tube mfg from purchased steel.....	33121		12/03	327.205	321.101	320.729	314.774	314.137
Iron and steel pipe and tube manufacturing from purchased steel.....	331210		06/82	467.981	459.250	458.713	450.195	449.277
Primary products.....		331210-P	06/82	481.610	472.665	472.430	463.759	463.310
Iron and steel pipes and tubes, from purchased iron and steel.....		331210-0	06/82	481.610	472.665	472.430	463.759	463.310
Pipe and tube, carbon.....		331210-02	12/10	185.327	179.804	179.973	176.545	176.117
Pipe and tube, stainless.....		331210-04	12/10	119.758	120.940	120.087	116.357	117.990
Secondary products and miscellaneous receipts.....		331210-SM1						

See footnotes at end of table.

Table 11. Producer price indexes for net output of selected industries and their products, not seasonally adjusted — Continued
 [July 2024]

Title ¹	Industry code	Product code	Index base	Unadjusted index ²				
				Mar. 2024	Apr. 2024 ^P	May 2024 ^P	June 2024 ^P	July 2024 ^P
Rolling & drawing of purchased steel.....	33122		12/03	250.353	246.732	242.750	238.724	232.355
Rolled steel shape mfg.....	331221		06/82	303.727	296.620	287.772	278.731	266.509
Primary products.....		331221-P	06/82	277.413	270.935	262.359	253.741	241.429
Cold rolled steel sheet and strip, made from purchased steel.....		331221-1	06/82	300.983	293.778	280.938	271.104	251.058
Cold finished steel bars and bar shapes, made from purchased steel.....		331221-3	06/82	266.021	260.096	257.650	250.175	249.285
Secondary products and miscellaneous receipts.....		331221-SM						
Steel wire drawing.....	331222		06/82	300.833	299.219	298.505	297.861	294.744
Primary products.....		331222-P	06/82	307.032	305.320	303.734	303.053	299.755
Steel wire, including galvanized and other coated wire.....		331222-5	06/82	280.584	279.305	277.876	277.004	273.913
Carbon steel wire.....		331222-5A	06/82	284.340	283.987	281.917	281.164	277.799
Secondary products and miscellaneous receipts.....		331222-SM						
Miscellaneous receipts.....		331222-M	03/98	121.523	121.523	122.321	122.321	122.321
Alumina & aluminum production & processing.....	3313		12/03	149.849	151.218	157.480	161.109	161.755
Alumina & aluminum production & processing.....	33131		12/03	149.935	151.306	157.571	161.202	161.849
Secondary smelting and alloying of aluminum.....	331314		12/03	169.028	170.020	176.735	179.978	179.291
Primary products.....		331314-P	06/80	182.364	183.449	190.860	194.470	193.713
Aluminum ingot, including billet, made by secondary smelters.....		331314-2	12/03	169.956	171.079	178.716	182.443	181.660
Aluminum and aluminum-base alloys powders, paste, and flakes.....		331314-5	12/03	144.945	144.945	145.237	145.317	145.317
Secondary products and miscellaneous receipts.....		331314-SM						
Aluminum sheet, plate, and foil mfg.....	331315		06/81	197.610	199.138	210.871	214.156	217.058
Primary products.....		331315-P	06/81	204.101	205.723	218.239	221.757	224.863
Aluminum sheet, plate, and foil.....		331315-0	06/81	204.101	205.723	218.239	221.757	224.863
Secondary products and miscellaneous receipts.....		331315-SM2						
Other aluminum rolling, drawing, and extruding.....	331318		12/81	252.571	253.433	259.675	268.910	268.015
Primary products.....		331318-P	12/81	262.284	263.065	269.730	278.671	277.859
Other extruded aluminum shapes, including rod, bar, and wire.....		331318-0	12/81	279.111	279.942	287.035	296.549	295.685
Secondary products and miscellaneous receipts.....		331318-SM						
Nonferrous (exc alum) production & processing.....	3314		12/03	283.188	294.481	307.998	308.550	306.248
Nonferrous metal (except aluminum) smelting and refining.....	33141		12/03	295.404	303.429	316.384	317.478	316.996
Nonferrous metal (except aluminum) smelting and refining.....	331410		12/09	116.285	119.445	124.545	124.975	124.785
Primary products.....		331410-P	12/09	120.783	123.884	129.025	129.636	129.435
Secondary products and miscellaneous receipts.....		331410-SM1						
Copper rolling/drawing/extruding & alloying.....	33142		12/03	317.570	333.977	356.640	359.311	351.561
Copper rolling, drawing, extruding, and alloying.....	331420		12/11	125.396	131.869	140.814	141.870	138.811
Primary products.....		331420-P	12/11	125.859	132.787	142.017	143.034	139.794
Copper wire and cable.....		331420-A	12/03	281.009	300.640	328.939	326.500	316.134
Copper and copper alloy mill shapes, except wire and cable.....		331420-B	12/22	101.476	105.928	110.729	113.055	111.088
Secondary products and miscellaneous receipts.....		331420-SM						
Other nonferrous roll/draw/extruding/alloying.....	33149		12/03	248.948	256.093	260.216	258.459	261.105
Nonferrous metal (except copper and aluminum) rolling, drawing, and extruding.....	331491		12/03	223.485	227.773	228.969	229.150	230.387
Primary products.....		331491-P	12/03	193.445	197.215	198.201	198.359	199.446
All other nonferrous metal mill shapes.....		331491-D	06/82	339.455	347.132	347.700	351.896	353.120
Nickel and nickel-base alloy mill shapes.....		331491-2	06/82	265.784	266.518	266.622	264.006	269.071
Titanium and titanium-base alloy mill shapes.....		331491-3	06/82	194.127	194.788	196.709	196.709	196.677
Secondary products and miscellaneous receipts.....		331491-SM						
Secondary products.....		331491-S	06/82	375.569	375.150	375.239	375.264	375.467
Secondary smelting, refining, and alloying of nonferrous metal (except copper and aluminum).....	331492		12/03	277.807	287.886	294.991	291.241	295.348
Primary products.....		331492-P	12/03	276.128	286.745	294.067	290.222	294.433
All other miscellaneous secondary nonferrous metals, including secondary lead and zinc.....		331492-B	06/11	84.983	85.786	91.469	88.457	91.079
Nonferrous metal powders, paste, and flakes (excluding aluminum and copper).....		331492-1	06/85	254.020	260.721	265.091	264.695	264.595
Secondary products and miscellaneous receipts.....		331492-SM						
Foundries.....	3315		12/03	206.860	206.797	207.640	207.945	207.886
Ferrous metal foundries.....	33151		12/84	296.955	295.921	295.725	295.482	295.669
Iron foundries.....	331511		12/80	351.960	351.373	351.181	350.677	348.448
Primary products.....		331511-P	12/80	338.507	337.824	337.632	337.131	335.043
Cast iron pressure and soil pipe and fittings, all sizes.....		331511-B	12/03	445.182	445.024	444.942	444.839	444.763
Standard and pearlitic malleable iron castings.....		331511-T	06/12	191.246	190.303	189.419	189.385	181.396
Other ductile iron castings.....		331511-3	06/86	218.556	217.595	217.471	216.613	215.377
Other gray iron castings (including molds and stools for heavy steel ingots).....		331511-9	12/03	213.737	214.049	214.100	214.179	213.879
Secondary products and miscellaneous receipts.....		331511-SM						
Steel investment foundries.....	331512		06/81	362.659	358.646	357.799	357.803	364.556

See footnotes at end of table.

Table 11. Producer price indexes for net output of selected industries and their products, not seasonally adjusted — Continued
[July 2024]

Title ¹	Industry code	Product code	Index base	Unadjusted index ²				
				Mar. 2024	Apr. 2024 ^P	May 2024 ^P	June 2024 ^P	July 2024 ^P
Steel investment foundries - Continued								
Primary products.....		331512-P	06/81	345.385	341.539	340.727	340.727	347.176
Steel investment castings.....		331512-0	06/81	345.385	341.539	340.727	340.727	347.176
Secondary products and miscellaneous receipts.....		331512-SM						
Secondary products.....		331512-S	06/81	523.302	523.302	523.302	—	—
Steel foundries, except investment.....	331513		06/81	286.330	286.322	286.593	286.593	286.614
Primary products.....		331513-P	12/03	216.157	216.151	216.361	216.361	216.377
Carbon steel castings, except investment.....		331513-1	06/81	310.984	310.951	311.758	311.758	311.849
Alloy steel castings, excluding investment.....		331513-4	12/17	150.082	150.082	150.142	150.142	150.142
High alloy steel castings, except investment.....		331513-41	06/81	406.920	406.920	407.174	407.174	407.174
Other alloy steel castings, except investment.....		331513-43	12/03	203.170	203.170	203.170	203.170	203.170
Secondary products and miscellaneous receipts.....		331513-SM						
Nonferrous metal foundries.....	33152		12/84	256.443	257.479	260.178	261.369	260.973
Nonferrous metal die-casting foundries.....	331523		12/11	120.213	120.306	121.190	121.940	121.620
Primary products.....		331523-P	12/11	121.314	121.410	122.326	123.101	122.760
Aluminum die-castings.....		331523-1	06/83	190.071	190.270	191.482	192.530	193.496
Nonferrous (except aluminum) die-castings.....		331523-3	06/91	254.128	254.075	257.121	259.586	251.331
Secondary products and miscellaneous receipts.....		331523-SM						
Secondary products.....		331523-S	12/11	112.526	—	—	—	—
Aluminum foundries, except die-casting.....	331524		06/91	242.253	242.354	243.438	244.241	244.376
Primary products.....		331524-P	06/91	221.076	221.187	222.378	223.259	223.259
Aluminum castings, excluding die-castings.....		331524-0	06/91	221.076	221.187	222.378	223.259	223.259
Secondary products and miscellaneous receipts.....		331524-SM						
Secondary products.....		331524-S1	06/08	304.283	304.283	304.283	304.275	305.292
Other nonferrous metal foundries, except die-casting.....	331529		12/11	153.686	156.121	159.947	160.322	160.114
Primary products.....		331529-P	12/11	150.237	152.726	156.631	157.023	156.816
Copper foundries (excluding die-casting).....		331529-5	06/83	421.477	435.182	456.675	458.852	457.705
Secondary products and miscellaneous receipts.....		331529-SM						
Fabricated metal product mfg.....	332		12/84	282.207	282.613	283.378	283.737	283.629
Forging & stamping.....	3321		12/03	176.551	176.344	174.411	174.497	172.228
Forging & stamping.....	33211		12/03	176.579	176.373	174.440	174.525	172.256
Iron and steel forging.....	332111		12/83	198.704	198.731	192.461	198.338	191.447
Primary products.....		332111-P	12/83	194.772	194.800	188.353	194.390	187.311
Hot impression die impact, press and upset steel forgings.....		332111-1	12/83	209.665	209.668	200.421	209.317	199.404
Hot impression die impact, press and upset carbon steel forgings.....		332111-11	12/83	227.592	227.592	208.957	227.437	205.032
Hot impression die impact, press and upset alloy steel forgings.....		332111-12	12/83	182.207	182.213	180.758	180.923	182.571
Secondary products and miscellaneous receipts.....		332111-SM						
Nonferrous forging.....	332112		12/83	187.933	187.848	187.694	189.097	189.857
Primary products.....		332112-P	12/83	208.578	208.482	208.306	209.912	210.782
Hot impression die impact, press and upset nonferrous forgings.....		332112-4	12/83	222.338	222.224	222.014	223.923	224.958
Hot impression die impact, press, and upset aluminum and aluminum alloy forgings.....		332112-41	12/83	239.114	238.910	238.535	239.098	240.948
Hot impression die impact, press, and upset titanium and titanium alloy forgings.....		332112-42	12/83	172.473	172.473	172.473	174.719	174.719
Other nonferrous hot impression die impact, press, and upset forgings.....		332112-43	06/98	225.624	225.624	225.624	233.483	233.483
Secondary products and miscellaneous receipts.....		332112-SM						
Custom roll forming.....	332114		12/03	175.149	174.274	170.903	170.034	168.892
Primary products.....		332114-P	12/84	198.361	197.216	192.802	191.672	190.186
Custom roll formed products (steel, aluminum and other metal).....		332114-0	06/90	192.589	191.477	187.192	186.094	184.652
Secondary products and miscellaneous receipts.....		332114-SM						
Powder metallurgy part mfg.....	332117		12/03	135.585	135.702	135.900	135.900	135.853
Primary products.....		332117-P	12/03	136.189	136.307	136.505	136.505	136.458
Powder metallurgy parts.....		332117-0	12/91	139.775	139.896	140.100	140.100	140.052
Other metal stamping, except automotive.....	332119		06/84	260.219	260.234	261.036	257.206	254.925
Primary products.....		332119-P	12/03	203.805	203.191	203.834	200.302	198.815
Metal job stampings, except automotive.....		332119-3	06/84	271.074	271.374	272.843	272.183	273.014
Recreational vehicle metal job stampings.....		332119-31	06/07	202.448	202.769	204.504	204.504	208.997
Other metal job stampings.....		332119-33	06/07	181.162	181.557	182.616	182.569	182.576
Other metal stampings, n.e.c., incl. stamped and pressed metal, and crowns and closures.....		332119-9	01/24	99.774	98.903	98.903	95.114	92.954
Secondary products and miscellaneous receipts.....		332119-SM						
Miscellaneous receipts.....		332119-M	12/03	162.583	162.420	163.003	162.535	160.233
Secondary products.....		332119-S	12/03	135.409	144.506	144.506	144.722	141.770
Cutlery & handtool mfg.....	3322		12/03	164.761	165.492	166.187	166.269	166.476

See footnotes at end of table.

Table 11. Producer price indexes for net output of selected industries and their products, not seasonally adjusted — Continued
 [July 2024]

Title ¹	Industry code	Product code	Index base	Unadjusted index ²				
				Mar. 2024	Apr. 2024 ^P	May 2024 ^P	June 2024 ^P	July 2024 ^P
Cutlery & handtool mfg.	33221		12/03	164.745	165.476	166.170	166.253	166.460
Metal cookware, cutlery, and flatware mfg.	332215		12/11	128.622	129.969	129.969	130.154	130.567
Primary products.		332215-P	12/11	128.000	129.229	129.229	129.438	129.885
Cutlery, scissors, shears, trimmers, and snips.		332215-2	12/83	286.891	300.186	300.186	302.448	—
Secondary products and miscellaneous receipts.		332215-SM						
Miscellaneous receipts.		332215-M	12/11	133.927	141.996	141.996	140.713	139.139
Secondary products.		332215-S	12/11	135.896	135.896	135.896	135.896	135.896
Saw blade, handsaw, and hand and edge tool mfg.	332216		12/11	137.879	138.089	138.953	138.962	139.008
Primary products.		332216-P	12/11	137.417	137.640	138.015	138.024	138.076
Edge tools, hand-operated.		332216-4	06/96	213.705	213.705	213.705	213.705	213.705
All other miscellaneous hand tools, except handsaws.		332216-7	12/11	134.351	134.351	134.638	134.638	134.638
Secondary products and miscellaneous receipts.		332216-SM						
Miscellaneous receipts.		332216-M	12/11	136.165	136.165	136.165	136.165	136.165
Secondary products.		332216-S	12/11	137.761	137.807	147.858	147.872	147.810
Architectural & structural metals mfg.	3323		12/03	256.503	256.671	257.316	256.538	256.210
Plate work & fabricated structural prod mfg.	33231		12/03	274.051	272.665	271.768	269.885	269.238
Prefabricated metal buildings and components mfg.	332311		12/81	522.298	521.327	520.202	520.772	515.964
Primary products.		332311-P	12/81	541.445	540.151	538.876	539.456	534.651
Prefabricated metal bldg & component systems (excl. farm service bldgs, resid. bldgs, & parts).		332311-1	12/81	592.986	587.211	586.080	586.892	586.892
Other prefabricated and portable metal buildings and parts.		332311-3	12/81	433.254	441.438	439.856	439.939	424.796
Secondary products and miscellaneous receipts.		332311-SM						
Fabricated structural metal mfg.	332312		12/03	266.478	264.674	263.565	260.925	260.570
Primary products.		332312-P	06/82	344.590	342.026	340.448	335.997	335.274
Fabricated structural metal bar joists and concrete reinforcing bars.		332312-1	06/82	330.217	324.198	320.396	313.814	311.585
Fabricated structural iron and steel for industrial buildings metal bar joists, short span.		332312-11	06/11	179.840	179.840	179.830	177.773	177.120
Fabricated structural iron & steel for commercial, residential, institutional, & public bldgs.		332312-12	06/11	187.876	183.424	180.616	176.455	175.034
Other fabricated structural metal.		332312-5	06/82	366.562	366.084	365.370	364.893	365.242
Fabricated structural metal for bridges.		332312-6	06/82	256.033	262.830	271.023	253.577	256.871
Secondary products and miscellaneous receipts.		332312-SM						
Plate work mfg.	332313		12/03	226.157	226.157	226.157	226.157	226.157
Primary products.		332313-P	12/03	222.292	222.292	222.292	222.292	222.292
Fabricated plate work (stacks and weldments).		332313-0	03/80	337.154	337.154	337.154	337.154	337.154
Secondary products and miscellaneous receipts.		332313-SM1						
Ornamental & architectural metal prod mfg.	33232		12/03	242.049	243.717	245.855	246.171	246.158
Metal window and door mfg.	332321		06/83	411.813	411.936	412.263	413.423	414.936
Primary products.		332321-P	06/83	430.775	430.908	431.249	432.505	434.089
Metal molding and trim and store fronts.		332321-B	06/83	1,067.304	1,067.304	1,067.319	1,067.319	1,067.319
Metal windows (except storm sash).		332321-D	06/83	405.174	405.174	405.885	405.877	406.804
Metal doors (except storm doors).		332321-1	06/83	419.138	419.329	419.641	421.455	423.508
Metal window and door screens (except combination screens) and metal weather strip.		332321-9	06/83	345.239	345.239	345.239	345.239	345.239
Secondary products and miscellaneous receipts.		332321-SM						
Secondary products.		332321-S	06/83	342.467	342.467	342.761	342.761	343.967
Sheet metal work mfg.	332322		12/82	303.919	303.565	303.938	304.068	303.287
Primary products.		332322-P	12/82	300.275	300.081	300.494	300.633	299.910
Sheet metal electronic enclosures.		332322-C	06/11	150.286	150.129	150.110	150.107	149.862
Steel sheet metal computer & peripheral equipment enclosures.		332322-C1	06/11	137.040	136.856	136.859	136.859	136.557
Aluminum sheet metal computer & peripheral equipment enclosures.		332322-C2	06/11	179.359	179.358	179.354	179.354	179.346
Other sheet metal electronic enclosures (excluding computers).		332322-C3	06/11	139.967	139.815	139.770	139.763	139.543
Other sheet metal work.		332322-G	12/03	173.016	172.767	172.701	172.762	172.668
Aluminum and other sheet metal work.		332322-G3	06/11	128.838	128.487	128.395	128.481	128.348
Sheet metal air-conditioning ducts and stove pipe.		332322-1	12/03	289.928	289.928	289.928	289.928	289.928
Sheet metal roofing and roof drainage equipment.		332322-7	12/03	246.925	246.925	245.040	245.040	242.685
Secondary products and miscellaneous receipts.		332322-SM						
Secondary products.		332322-S	12/03	203.709	203.625	203.656	203.772	203.679
Ornamental and architectural metal work mfg.	332323		12/83	500.861	518.224	537.078	537.623	537.723
Primary products.		332323-P	12/83	542.567	561.909	582.751	583.309	583.548
Ornamental and architectural metal work.		332323-8	12/97	404.113	435.163	469.562	470.053	469.953
Iron, steel, and aluminum stairs, staircases, and fire escapes.		332323-81	12/83	592.650	—	—	—	—
Steel and aluminum fences, gates (not wire), and railings and window guards.		332323-82	12/97	296.111	304.014	313.986	314.171	313.918
Other architectural and ornamental work.		332323-9	12/97	311.359	311.973	312.470	312.470	312.860
Other aluminum and metal architectural and ornamental work.		332323-91	12/88	322.541	322.541	322.217	322.217	322.880
Secondary products and miscellaneous receipts.		332323-SM						

See footnotes at end of table.

Table 11. Producer price indexes for net output of selected industries and their products, not seasonally adjusted — Continued
 [July 2024]

Title ¹	Industry code	Product code	Index base	Unadjusted index ²				
				Mar. 2024	Apr. 2024 ^P	May 2024 ^P	June 2024 ^P	July 2024 ^P
Ornamental and architectural metal work mfg - Continued								
Secondary products.....		332323-S	12/83	243.084	242.967	242.220	243.169	240.683
Boiler, tank & shipping container mfg.....	3324		12/03	232.044	231.764	232.778	233.558	235.842
Power boiler & heat exchanger mfg.....	33241		12/03	263.226	263.251	265.660	265.663	265.685
Power boiler and heat exchanger mfg.....	332410		12/03	263.402	263.428	265.837	265.840	265.862
Primary products.....		332410-P	12/03	263.883	263.897	266.458	266.458	266.458
Fabricated heat exchangers and steam condensers (excluding nuclear applications).....		332410-1	03/80	522.957	523.006	528.468	528.468	528.468
Secondary products and miscellaneous receipts.....		332410-SM						
Secondary products.....		332410-S	03/80	517.623	519.296	519.200	519.623	-
Metal tank (heavy gauge) mfg.....	33242		12/03	266.193	265.721	267.028	268.646	272.790
Metal tanks, heavy gauge, mfg.....	332420		12/03	266.051	265.578	266.885	268.502	272.643
Primary products.....		332420-P	12/03	263.294	262.769	263.515	265.313	269.917
Metal tanks, heavy gauge.....		332420-0	12/03	263.294	262.769	263.515	265.313	269.917
Secondary products and miscellaneous receipts.....		332420-SM						
Light gauge metal container mfg.....	33243		12/84	215.680	215.378	215.800	216.505	218.881
Metal can mfg.....	332431		06/81	213.398	213.025	212.818	213.308	216.190
Primary products.....		332431-P	06/81	212.086	211.712	211.505	211.928	214.818
Steel cans and tinware products.....		332431-1	06/81	330.748	331.409	330.613	-	-
Aluminum cans (including lids, ends, and parts shipped separately).....		332431-3	06/81	148.686	148.041	148.041	148.041	151.457
Secondary products and miscellaneous receipts.....		332431-SM						
Other metal container mfg.....	332439		12/03	267.141	267.141	270.820	272.662	272.929
Primary products.....		332439-P	12/03	277.816	277.816	282.090	283.544	283.544
Steel shipping barrels & drums, exc. beer barrels (more than 12-gallon capacity).....		332439-3	06/83	453.119	453.119	471.600	472.690	472.690
All other metal containers.....		332439-6	12/03	217.513	217.513	217.513	219.555	219.555
Secondary products and miscellaneous receipts.....		332439-SM						
Secondary products.....		332439-S	12/03	195.288	195.288	195.288	199.370	201.205
Hardware mfg.....	3325		12/03	201.256	200.986	200.965	201.000	200.995
Hardware mfg.....	33251		12/03	201.256	200.986	200.965	201.000	200.995
Hardware mfg.....	332510		06/85	269.945	269.582	269.555	269.601	269.594
Primary products.....		332510-P	06/85	256.934	256.572	256.502	256.534	256.527
All other miscellaneous hardware.....		332510-A	06/85	427.443	427.722	427.098	427.657	427.537
Furniture hardware (excluding cabinet hardware).....		332510-2	06/85	287.409	288.378	287.710	287.710	287.710
Builders' hardware, including fabricated metal safe and vault locks, & cabinet hardware.....		332510-4	06/85	294.933	294.933	294.933	294.933	294.933
Secondary products and miscellaneous receipts.....		332510-SM						
Miscellaneous receipts.....		332510-M	07/85	391.455	391.455	394.581	395.623	395.623
Secondary products.....		332510-S	06/85	366.853	366.853	366.853	366.853	366.853
Spring & wire product mfg.....	3326		12/03	271.207	270.873	286.142	291.646	291.695
Spring & wire product mfg.....	33261		12/03	271.207	270.873	286.142	291.646	291.695
Spring mfg.....	332613		12/11	214.525	214.459	237.425	237.440	237.576
Primary products.....		332613-P	12/11	227.938	227.864	253.445	253.453	253.605
Cold formed steel springs, except wire.....		332613-3	06/81	513.956	514.498	516.143	516.196	517.245
Precision mechanical wire springs.....		332613-5	12/82	287.552	286.587	286.623	286.623	286.622
Precision mechanical extension- and torsion-type wire springs.....		332613-51	06/01	221.691	219.700	219.700	219.700	219.700
Precision mechanical compression-type wire springs.....		332613-52	06/01	204.711	204.720	204.761	204.760	204.760
Secondary products and miscellaneous receipts.....		332613-SM						
Secondary products.....		332613-S	12/11	113.173	113.173	113.172	113.696	113.696
Other fabricated wire product mfg.....	332618		12/82	337.120	336.413	336.487	350.330	350.230
Primary products.....		332618-P	12/82	324.885	325.029	324.949	339.545	339.372
Other ferrous wire products, excluding springs, made from purchased wire.....		332618-B	12/82	367.715	367.718	367.718	367.718	367.718
Other fabricated wire products, made from purchased wire.....		332618-2	06/85	177.351	177.351	177.351	193.785	193.785
Ferrous wire cloth and other ferrous woven wire products, made from purchased wire.....		332618-3	12/82	192.868	194.507	194.507	194.507	194.507
Steel fencing and fence gates, made from purchased wire.....		332618-7	12/82	453.394	453.394	452.451	452.922	449.445
Secondary products and miscellaneous receipts.....		332618-SM						
Secondary products.....		332618-S	12/82	708.252	706.929	707.421	710.532	710.328
Mach shops, turn prod, screw, nut, bolt mfg.....	3327		12/03	174.280	174.109	174.230	175.298	175.750
Machine shops.....	33271		12/03	152.222	151.949	152.115	152.115	152.115
Machine shops.....	332710		06/84	202.493	202.129	202.351	202.351	202.351
Primary products.....		332710-P	06/84	201.092	200.695	200.937	200.937	200.937
Machine shop job work and job order repairs.....		332710-0	06/84	199.689	199.294	199.534	199.534	199.534
Secondary products and miscellaneous receipts.....		332710-SM						

See footnotes at end of table.

Table 11. Producer price indexes for net output of selected industries and their products, not seasonally adjusted — Continued
[July 2024]

Title ¹	Industry code	Product code	Index base	Unadjusted index ²				
				Mar. 2024	Apr. 2024 ^P	May 2024 ^P	June 2024 ^P	July 2024 ^P
Turned product & screw, nut & bolt mfg.	33272		12/84	259.780	259.738	259.814	263.080	264.463
Precision turned product mfg.	332721		12/83	244.610	244.456	244.859	249.848	251.237
Primary products.		332721-P	12/83	231.225	231.061	231.487	236.810	238.292
Precision turned products, automotive.		332721-1	12/83	163.812	163.691	163.691	178.457	178.457
Precision turned products, except automotive.		332721-3	12/83	261.356	261.174	261.820	261.820	264.070
Secondary products and miscellaneous receipts.		332721-SM						
Bolt, nut, screw, rivet, and washer mfg.	332722		06/82	310.505	310.655	310.162	310.652	312.152
Primary products.		332722-P	06/82	320.161	320.060	319.525	320.056	321.715
Nonthreaded metal fasteners (except aircraft types).		332722-B	06/82	277.021	277.021	277.021	277.021	277.021
Aircraft fasteners, except plastics (including aerospace).		332722-1	06/82	700.247	735.383	735.383	735.383	735.383
Externally threaded metal fasteners (except aircraft types).		332722-3	06/82	258.229	248.699	247.712	248.686	251.732
Hex bolts, including heavy, tap-and-joint (excluding high-strength structural & aircraft types).		332722-3122	06/82	215.099	217.664	218.730	218.696	217.022
Other metal bolts, including square, round, plow, high-strength structural, & bent bolts.		332722-3133	12/99	319.395	289.462	285.753	289.462	300.932
Cap, set, machine, lag, flange, and self-locking screws (except aircraft types). ..		332722-3144	12/87	298.800	298.633	298.762	298.762	296.046
Other externally threaded metal fasteners, including studs (except aircraft types).		332722-3199	12/99	188.523	188.325	188.490	188.097	188.262
Internally threaded fasteners (except aircraft types).		332722-5	06/82	155.580	155.579	155.579	155.579	155.579
Secondary products and miscellaneous receipts.		332722-SM						
Miscellaneous receipts.		332722-M	06/82	260.194	262.245	262.245	262.245	260.643
Coating/engrave/heat treating & other activity.	3328		12/03	181.498	183.110	182.464	182.662	182.395
Coating/engrave/heat treating & other activity.	33281		12/84	249.716	251.935	251.046	251.318	250.950
Metal heat treating.	332811		06/85	280.717	290.350	284.565	284.565	284.565
Primary products.		332811-P	06/85	238.569	244.685	239.810	239.810	239.810
Heat treating of metal for the trade (pickling, annealing, etc.).		332811-0	06/85	238.569	244.685	239.810	239.810	239.810
Secondary products and miscellaneous receipts.		332811-SM						
Metal coating and nonprecious engraving.	332812		12/84	206.839	206.351	205.780	206.246	205.617
Primary products.		332812-P	12/84	215.906	214.414	213.766	214.293	213.582
Metal coating, engraving, and allied services.		332812-0	12/84	215.906	214.414	213.766	214.293	213.582
Secondary products and miscellaneous receipts.		332812-SM						
Electroplating, anodizing and coloring metal.	332813		12/84	259.573	260.837	263.843	263.843	263.843
Primary products.		332813-P	12/84	264.114	265.146	268.665	268.665	268.665
Electroplating, plating, polishing, anodizing and coloring metal.		332813-0	12/84	264.114	265.146	268.665	268.665	268.665
Secondary products and miscellaneous receipts.		332813-SM						
Other fabricated metal product mfg.	3329		12/03	216.148	217.119	217.605	217.917	217.491
Metal valve mfg.	33291		12/03	238.132	240.313	241.330	242.231	241.501
Industrial valve mfg.	332911		06/91	334.800	335.522	336.729	336.737	334.014
Primary products.		332911-P	06/91	346.299	347.099	348.357	348.357	345.340
Automatic regulating and control valves and parts (except nuclear), power operated.		332911-F	12/82	430.921	430.975	430.975	430.975	430.975
Industrial valves for water works and municipal equipment (IBBM, AWWA, and UL).		332911-N	06/91	388.951	389.737	389.737	389.737	375.199
Industrial ball valves (all metals, pressures, and types), incl. manual & power operated.		332911-Q	06/91	443.217	443.217	443.217	443.217	443.217
Industrial butterfly valves (all metals, pressures, and types), incl. manual & power operated.		332911-R	06/91	285.387	286.858	286.858	286.858	286.858
All other miscellaneous industrial valves.		332911-X	06/91	289.171	289.171	292.740	292.740	292.740
Gates, globes, angles and other industrial valves.		332911-1	06/91	376.380	378.695	379.515	379.515	379.515
Secondary products and miscellaneous receipts.		332911-SM						
Miscellaneous receipts.		332911-M	06/91	254.158	254.158	258.402	258.402	258.402
Secondary products.		332911-S	06/91	283.500	283.500	283.500	283.623	283.630
Fluid power valve and hose fitting mfg.	332912		06/91	314.550	322.124	322.472	322.434	322.431
Primary products.		332912-P	06/91	322.509	330.577	330.871	330.831	330.832
Nonaerospace type hydraulic and pneumatic assemblies of hose.		332912-N	12/98	153.678	153.676	153.995	153.620	153.620
Nonaerospace type flared (metal) fittings, couplings and assemblies.		332912-T	06/91	231.883	231.883	233.379	233.379	233.379
Nonaerospace type flareless fittings and couplings (incl. nonmetal fittings).		332912-U	06/91	227.641	227.641	227.641	227.641	227.641
Aerospace type hydraulic fluid power valves.		332912-1	06/91	187.935	187.935	187.935	187.935	187.935
Nonaerospace type hydraulic directional control valves.		332912-5	06/91	251.400	252.286	252.286	252.286	252.286
Nonaerospace type hydraulic valves, except directional control.		332912-7	12/98	269.240	275.282	275.282	275.282	275.282
Nonaerospace type pneumatic directional control valves.		332912-9	06/91	262.752	266.011	265.036	265.036	265.068
Secondary products and miscellaneous receipts.		332912-SM						
Plumbing fixture fitting and trim mfg.	332913		06/83	369.850	369.850	370.804	371.574	371.489
Primary products.		332913-P	06/83	367.691	367.691	368.680	369.477	369.389
Miscellaneous metal and nonmetal plumbing fixtures, fittings, and trim.		332913-6	06/83	400.474	400.474	400.474	402.457	402.457
Metal and nonmetal lavatory and sink fittings, excluding single control.		332913-7	06/98	196.737	196.737	196.895	196.895	196.636
Secondary products and miscellaneous receipts.		332913-SM						

See footnotes at end of table.

Table 11. Producer price indexes for net output of selected industries and their products, not seasonally adjusted — Continued
 [July 2024]

Title ¹	Industry code	Product code	Index base	Unadjusted index ²				
				Mar. 2024	Apr. 2024 ^P	May 2024 ^P	June 2024 ^P	July 2024 ^P
Other metal valve and pipe fitting mfg.....	332919		12/82	384.563	384.551	390.738	400.742	400.675
Primary products.....		332919-P	12/82	413.904	413.881	420.899	432.245	432.338
Metal fittings, flanges, and unions for pipe fittings.....		332919-4	12/82	500.536	500.504	510.171	525.796	525.924
Secondary products and miscellaneous receipts.....		332919-SM						
Secondary products.....		332919-S	12/82	246.528	246.642	246.642	246.642	244.533
All other fabricated metal product mfg.....	33299		12/03	200.569	200.653	200.717	200.555	200.291
Ball and roller bearing mfg.....	332991		06/83	359.758	359.758	359.627	359.716	359.716
Primary products.....		332991-P	06/83	346.189	346.189	345.658	345.807	345.807
Ball bearings, complete, unmounted.....		332991-1	06/83	292.265	292.265	292.200	292.218	292.218
Tapered roller bearings (including cups & cones), unmounted.....		332991-3	06/83	406.141	406.141	406.141	406.141	—
Other roller bearings, unmounted.....		332991-5	06/83	388.608	388.608	388.608	388.608	388.608
Mounted bearings (excluding plain).....		332991-7	06/83	485.282	485.282	484.008	484.458	484.458
Parts and components for ball and roller bearings (including balls and rollers) sold separately.....		332991-9	06/83	194.306	194.306	191.396	192.198	192.198
Secondary products and miscellaneous receipts.....		332991-SM						
Secondary products.....		332991-S	06/83	370.719	370.719	370.719	370.719	370.719
Small arms ammunition mfg.....	332992		06/85	314.313	314.313	314.313	314.276	322.156
Primary products.....		332992-P	06/85	349.291	349.291	349.291	349.244	359.252
Other ammunition products.....		332992-08	12/22	104.814	104.814	104.814	104.814	108.628
Secondary products and miscellaneous receipts.....		332992-SM						
Ammunition, except small arms, manufacturing.....	332993		12/85	302.038	302.038	302.038	302.038	302.038
Primary products.....		332993-P	12/85	249.340	249.340	249.340	249.340	249.340
Ammunition (excluding small arms), more than 30 mm (1.18 in.).....		332993-0	12/85	249.340	249.340	249.340	249.340	249.340
Fabricated pipe and pipe fitting mfg.....	332996		06/81	466.673	465.072	460.548	456.560	450.933
Primary products.....		332996-P	06/81	408.504	406.864	402.229	398.120	392.323
Fabricated pipe and pipe fittings made from purchased pipe.....		332996-0	12/02	270.149	269.064	265.999	263.282	259.448
Secondary products and miscellaneous receipts.....		332996-SM						
Miscellaneous fabricated metal product mfg.....	332999		12/03	187.332	187.831	188.850	189.195	188.368
Primary products.....		332999-P	12/03	181.851	182.471	183.604	184.031	183.000
All other miscellaneous fabricated metal products.....		332999-N	06/85	237.548	238.406	239.972	240.562	239.136
Secondary products and miscellaneous receipts.....		332999-SM						
Secondary products.....		332999-S	12/03	236.769	236.724	241.458	241.596	241.599
Small arms, ordnance, and ordnance accessories mfg.....	33299T		12/11	107.724	107.724	107.724	107.724	107.724
Primary products.....		33299T-P	12/11	107.909	107.909	107.909	107.909	107.909
Single barrel shotguns, other small firearms n.e.c., and parts & attachments for small arms.....		33299T-45	06/13	107.000	107.000	107.000	107.000	107.000
Secondary products and miscellaneous receipts.....		33299T-SM						
Machinery manufacturing.....	333		12/03	182.936	183.799	184.211	184.313	184.577
Agricultural, construction, and mining machinery mfg.....	3331		12/03	185.940	186.336	186.339	186.482	186.708
Agricultural implement manufacturing.....	33311		12/03	175.213	175.577	175.402	175.442	174.729
Farm machinery and equipment mfg.....	333111		12/82	290.852	291.623	291.128	291.213	289.847
Primary products.....		333111-P	12/82	291.215	291.943	291.449	291.478	290.079
Haying machinery and attachments.....		333111-A	12/82	331.845	335.507	335.507	335.507	335.507
Parts for farm machinery, for sale separately.....		333111-C	12/82	263.342	263.726	264.206	263.049	261.948
Farm plows, harrows, rollers, pulverizers, etc., and attachments.....		333111-E	12/02	287.051	287.051	287.051	287.051	287.051
All other farm machinery and equipment, excluding parts, including attachments.....		333111-G	12/82	369.064	369.877	368.287	368.287	368.540
Commercial turf and grounds care equipment, including parts and attachments.....		333111-J	12/82	260.358	262.015	262.015	262.015	262.015
Farm dairy equipment, sprayers and dusters, farm blowers, and attachments.....		333111-4	12/82	279.633	279.633	279.633	279.633	279.633
Planting, seeding, and fertilizing machinery and attachments.....		333111-7	12/82	291.955	291.955	291.955	291.955	281.159
Harvesting machinery (except hay and straw) and attachments.....		333111-9	12/82	329.248	329.625	328.660	329.625	329.625
Secondary products and miscellaneous receipts.....		333111-SM						
Miscellaneous receipts.....		333111-M	12/82	313.122	313.122	313.176	313.176	313.176
Secondary products.....		333111-S	12/82	281.106	283.936	284.003	284.003	284.003
Lawn and garden equipment mfg.....	333112		12/82	169.868	169.894	170.129	170.129	169.789
Primary products.....		333112-P	12/82	173.781	173.788	174.023	174.023	173.648
Consumer nonriding lawn, garden, and snow equipment.....		333112-1	12/82	156.204	156.204	156.677	156.677	155.949
Consumer riding lawn, garden, and snow equipment.....		333112-3	12/82	189.101	189.101	189.101	189.101	189.101
Parts and attachments for consumer lawn, garden, and snow equipment.....		333112-7	06/03	160.534	160.607	160.661	160.661	160.436
Secondary products and miscellaneous receipts.....		333112-SM						
Secondary products.....		333112-S	12/82	146.214	146.437	146.702	146.702	146.702
Construction machinery manufacturing.....	33312		12/03	193.813	194.251	194.381	194.534	195.087
Construction machinery mfg.....	333120		12/80	346.288	347.071	347.303	347.575	348.564
Primary products.....		333120-P	12/80	336.216	337.009	337.260	337.523	338.488
Power cranes, loaders, dozers, tractors, off-highway trucks, mixers, pavers, backhoes, etc.....		333120-1	12/03	193.119	193.427	193.341	193.341	194.039

See footnotes at end of table.

Table 11. Producer price indexes for net output of selected industries and their products, not seasonally adjusted — Continued
 [July 2024]

Title ¹	Industry code	Product code	Index base	Unadjusted index ²				
				Mar. 2024	Apr. 2024 ^P	May 2024 ^P	June 2024 ^P	July 2024 ^P
Construction machinery mfg - Continued								
Power cranes, draglines, & shovels (excavators) (incl. surface mining equip.) (excluding parts).....		333120-11	12/99	195.986	195.953	195.953	195.953	196.208
Mixers, pavers, and related equipment (excluding parts).....		333120-12	12/80	350.323	350.323	348.784	348.784	348.784
Tractor shovel loaders (skid steer, wheel, crawler, and integral design backhoes).....		333120-14	12/80	348.487	348.487	348.601	348.601	351.772
Construction wheel and crawler tractors, dozers, self-propelled log skidders, etc.....		333120-15	12/03	195.859	198.707	198.707	198.707	198.707
Graders, rollers and compactors, forklifts, scrapers, trenchers, etc. (excluding parts).....		333120-16	12/03	213.887	213.887	213.887	213.887	213.887
Construction machinery for mounting (excluding parts, winches, snow clearing attachments).....		333120-17	12/99	194.803	194.803	194.803	194.803	195.218
Other construction machinery and equipment (excluding parts).....		333120-8	12/03	191.148	191.148	191.461	192.874	192.874
Parts for construction machinery and equipment, sold separately.....		333120-9	12/99	213.204	215.843	217.736	216.920	217.261
Parts for cranes, draglines, and shovels (including surface mining equipment) (sold separately).....		333120-91	06/07	216.256	220.902	223.224	221.324	221.324
Parts for off-highway wheel tractors and shovel loaders (sold separately).....		333120-92	06/07	154.174	154.174	154.174	154.174	154.174
Parts for other construction machinery (sold separately).....		333120-93	06/07	158.589	159.555	160.907	160.907	161.422
Secondary products and miscellaneous receipts.....		333120-SM						
Miscellaneous receipts.....		333120-M	12/80	555.384	554.206	554.206	554.206	556.023
Mining and oil and gas field machinery mfg.....	33313		12/03	201.883	202.282	202.425	202.777	204.361
Mining machinery and equipment mfg.....	333131		06/81	433.268	435.887	436.828	439.149	449.567
Primary products.....		333131-P	06/81	462.611	465.432	466.489	469.098	480.768
Mining machinery and equipment (except parts sold separately).....		333131-2	09/19	150.647	151.112	151.551	152.636	156.865
Underground mining machinery (except parts sold separately).....		333131-21	06/81	574.609	574.609	579.175	579.175	579.175
Crushing, pulverizing & screening machinery (except parts sold separately).....		333131-25	06/81	492.393	492.393	492.393	492.393	-
Drills and other mining machinery (except parts sold separately).....		333131-27	06/81	494.038	498.825	498.825	509.332	513.095
Parts and attachments for mining machinery and equipment (sold separately).....		333131-9	06/81	356.140	362.202	362.202	362.202	367.515
Secondary products and miscellaneous receipts.....		333131-SM						
Miscellaneous receipts.....		333131-M	06/81	303.948	303.948	303.948	303.948	306.481
Oil and gas field machinery and equipment mfg.....	333132		12/80	321.612	321.612	321.612	321.612	321.627
Primary products.....		333132-P	12/80	316.554	316.554	316.554	316.554	316.554
Oil and gas field production machinery and equipment (except pumps).....		333132-A	12/80	281.467	281.467	281.467	281.467	281.467
Oil and gas field production machinery and equipment (except pumps and parts sold separately).....		333132-A1	12/10	147.513	147.513	147.513	147.513	147.513
Rotary oil and gas field drilling machinery and equipment.....		333132-1	12/86	328.265	328.265	328.265	328.265	328.265
Secondary products and miscellaneous receipts.....		333132-SM						
Industrial machinery manufacturing.....	3332		12/84	248.590	249.569	251.317	252.089	252.187
Other industrial machinery manufacturing.....	33324		12/84	245.170	246.136	247.859	248.621	248.717
Food product machinery mfg.....	333241		12/83	369.015	369.140	369.462	370.007	370.092
Primary products.....		333241-P	12/83	384.431	384.431	384.675	385.231	385.323
Dairy and milk products plant machinery and equipment.....		333241-1	12/83	353.991	353.991	353.991	356.007	356.007
Commercial food products machinery (except packaging and cooking equipment).....		333241-3	12/83	350.020	350.020	350.020	350.037	350.048
Industrial food products machinery for processing foods, beverages, & animal & fowl feed.....		333241-5	12/83	384.635	384.635	385.264	386.093	386.316
Other industrial food and feed machinery.....		333241-51	12/12	150.024	150.024	150.677	151.462	151.694
Machinery for sorting, grading, and cleaning fruits, vegetables, eggs, and for processing meat.....		333241-52	12/12	160.310	160.310	160.310	160.369	160.369
Parts and attachments for industrial food and feed products machinery.....		333241-53	12/12	146.993	146.993	146.993	146.993	146.993
Secondary products and miscellaneous receipts.....		333241-SM						
Miscellaneous receipts.....		333241-M	12/83	231.838	232.224	233.461	233.461	233.461
Secondary products.....		333241-S	12/83	344.680	349.616	351.233	353.080	353.117
Semiconductor machinery mfg.....	333242		12/03	98.986	99.080	102.891	105.276	105.397
Primary products.....		333242-P	12/03	97.245	97.338	101.153	103.538	103.621
Semiconductor machinery and parts.....		333242-0	06/87	125.118	125.238	130.146	133.214	133.321
Secondary products and miscellaneous receipts.....		333242-SM						
Miscellaneous receipts.....		333242-M	12/03	112.696	112.696	112.696	112.696	115.434
Sawmill, woodworking and paper machinery mfg.....	333243		12/11	151.625	151.667	151.733	151.729	151.729
Primary products.....		333243-P	12/11	151.050	151.089	151.138	151.134	151.134
Sawmill and woodworking machinery.....		333243-A	12/80	363.572	363.433	363.731	363.707	363.707
Sawmill and woodworking machinery, excluding parts & attachments.....		333243-A3	06/12	185.279	185.265	185.443	185.429	185.429
Parts, attachments & accessories for sawmill & woodworking machinery.....		333243-A4	06/12	166.138	165.782	165.782	165.782	165.782
Paper industry machinery.....		333243-B	06/82	291.262	291.462	291.462	291.462	291.462
Paper industry machinery, excluding parts & attachments.....		333243-B1	12/03	152.382	152.373	152.373	152.373	152.373
Parts and attachments for paper industry machinery.....		333243-B2	06/82	291.016	291.696	291.696	291.696	291.696
Secondary and miscellaneous receipts.....		333243-SM						
Miscellaneous receipts.....		333243-M	12/11	153.836	153.926	154.477	154.477	154.482

See footnotes at end of table.

Table 11. Producer price indexes for net output of selected industries and their products, not seasonally adjusted — Continued
 [July 2024]

Title ¹	Industry code	Product code	Index base	Unadjusted index ²				
				Mar. 2024	Apr. 2024 ^P	May 2024 ^P	June 2024 ^P	July 2024 ^P
All other industrial machinery mfg.	333248		12/11	176.055	177.197	177.016	176.428	176.464
Primary products.		333248-P	12/11	182.329	183.553	183.346	182.698	182.738
Printing machinery and equipment mfg.		333248-4	12/82	184.742	184.598	184.956	184.823	185.320
All other miscellaneous printing trades machinery, including parts.		333248-4A	12/88	140.238	140.078	140.474	140.326	140.876
Other printing machinery and equipment, including pre-press preparation and typesetting.		333248-4A7	06/01	98.567	98.342	98.901	98.693	99.470
Parts, attachments, and accessories for printing trades machinery.		333248-4A8	06/01	137.586	137.586	137.586	137.586	137.586
Other industrial machinery.		333248-9	12/11	182.925	184.272	184.016	183.321	183.321
Plastics-working machinery and equipment and parts, excluding patterns and molds.		333248-91	12/81	257.428	257.428	257.428	257.428	257.428
Plastics-working machinery and equipment, excluding patterns, molds, and parts sold separately.		333248-919	12/08	133.780	133.780	133.780	133.780	133.780
Textile machinery (except parts, attachments, and accessories).		333248-95	12/80	212.183	212.183	212.183	212.183	212.183
Parts and attachments for textile machinery.		333248-97	12/80	237.995	237.995	237.995	237.995	237.995
All other industrial machinery.		333248-98	12/03	251.808	254.271	253.803	252.533	252.533
Secondary products and miscellaneous receipts.		333248-SM						
Commercial and service industry machinery manufacturing.	3333		12/03	154.566	155.013	155.015	155.040	155.126
Commercial and service industry machinery manufacturing.	33331		12/03	154.550	154.997	154.998	155.024	155.110
Commercial and service industry machinery mfg.	333310		12/11	141.786	142.195	142.197	142.221	142.300
Primary products.		333310-P	12/11	141.722	142.213	142.209	142.198	142.272
Optical instruments and lenses (incl. parts).		333310-4	06/91	129.117	131.030	130.939	130.877	131.129
Sighting, tracking, and fire-control equipment, optical type.		333310-41	12/85	140.030	141.027	141.027	141.027	141.638
All other miscellaneous optical instruments and lenses (incl. binoculars and astronomical).		333310-43	12/98	121.525	123.648	123.532	123.454	123.590
Commercial cooking and food warming equipment (incl. parts).		333310-5	06/82	438.740	438.740	438.896	438.896	439.337
Other commercial and service industry machinery.		333310-9	05/23	101.425	101.638	101.638	101.638	101.638
Commercial laundry and drycleaning machinery (incl. parts).		333310-93	12/82	350.256	350.256	350.256	350.256	350.256
Commercial and industrial floor and carpet cleaning machines, ex. vacuum cleaners.		333310-95	09/16	148.389	148.389	148.389	148.389	148.389
Electronic teaching machines, teaching aids, etc., (incl. kits).		333310-97	09/16	104.281	104.281	104.281	104.281	104.281
All other parts and attachments for service industry equipment.		333310-98	06/07	151.406	156.794	156.794	156.794	156.794
Other service industry equipment.		333310-99	09/16	134.808	135.042	135.042	135.042	135.042
Secondary products and miscellaneous receipts.		333310-SM						
Miscellaneous receipts.		333310-M	12/22	103.737	103.737	103.900	103.901	103.928
Secondary products.		333310-S	12/22	103.218	103.218	103.218	105.677	106.182
HVAC and commercial refrigeration equipment.	3334		12/03	220.465	222.603	223.091	222.509	222.324
HVAC and commercial refrigeration equipment.	33341		12/03	220.465	222.603	223.091	222.509	222.324
Fan, blower, air purification equipment mfg.	333413		12/11	152.743	153.605	153.605	152.976	152.979
Primary products.		333413-P	12/11	150.309	151.160	151.160	151.104	151.108
Air purification equipment.		333413-1	12/03	167.384	167.384	167.384	167.271	167.271
Dust collection and other air purification equipment for industrial gas cleaning systems.		333413-11	12/83	225.447	225.447	225.447	225.447	225.447
Dust collection and other air purification equipment for cleaning incoming air.		333413-13	12/83	257.247	257.247	257.247	256.987	256.987
Air filters for air-conditioners and furnaces, etc. of 2400 CFM or less, except parts.		333413-131	06/09	168.808	168.808	168.808	168.808	168.808
Other dust collection and air purification equipment, except parts.		333413-132	06/09	148.439	148.439	148.439	148.439	148.439
Parts for dust collection and air purification equipment.		333413-133	06/09	142.680	142.680	142.680	142.040	142.040
Industrial and commercial fans and blowers.		333413-2	12/03	235.393	238.387	238.387	238.387	238.401
Centrifugal blower filter units, and classes I-IV centrifugal fans, except parts.		333413-22	06/09	194.218	194.218	194.218	194.218	194.218
Other centrifugal fans and blowers, except parts.		333413-23	06/09	188.663	192.068	192.068	192.068	192.068
Parts and accessories for fans and blowers.		333413-29	06/09	184.520	184.520	184.520	184.520	184.650
Secondary products and miscellaneous receipts.		333413-SM						
Secondary products.		333413-S	12/11	141.590	141.590	141.590	141.590	141.590
Heating equipment (except warm air furnaces) mfg.	333414		06/80	454.317	454.635	459.635	460.507	460.798
Primary products.		333414-P	06/80	436.994	437.317	441.878	442.747	443.033
Other heating equipment, except electric (incl. parts for nonelectric equipment & oil burners).		333414-D	06/99	234.889	235.261	236.190	236.955	237.130
Cast iron heating boilers, radiators, and convectors (except parts).		333414-1	06/99	—	—	—	304.178	304.730
Domestic heating stoves (except electric and parts).		333414-3	06/80	322.861	322.861	322.861	322.861	322.861
Floor and wall furnaces, unit heaters, infrared heaters, and mechanical stokers.		333414-7	06/99	206.581	206.581	206.581	206.997	206.997
Secondary products and miscellaneous receipts.		333414-SM						
Miscellaneous receipts.		333414-M	06/99	—	—	—	209.730	209.730
Secondary products.		333414-S	06/80	453.598	453.598	453.598	454.051	454.051
Air-conditioning, refrigeration, and forced air heating equipment mfg.	333415		12/82	295.596	299.000	299.434	298.562	298.217
Primary products.		333415-P	12/82	298.781	301.946	302.340	301.509	301.181
Warm air furnaces, including duct furnaces and humidifiers, and electric comfort heating.		333415-C	12/89	231.900	231.900	229.375	227.846	226.864
Parts and accessories for air conditioning and heat transfer equipment.		333415-D	12/89	270.233	270.233	270.233	270.233	270.243
Unitary air-conditioners, except air source heat pumps.		333415-E	12/82	264.783	272.859	273.322	271.708	272.645

See footnotes at end of table.

Table 11. Producer price indexes for net output of selected industries and their products, not seasonally adjusted — Continued
 [July 2024]

Title ¹	Industry code	Product code	Index base	Unadjusted index ²				
				Mar. 2024	Apr. 2024 ^P	May 2024 ^P	June 2024 ^P	July 2024 ^P
Air-conditioning, refrigeration, and forced air heating equipment mfg - Continued								
Heat pumps.....		333415-H	12/09	145.395	145.963	151.029	146.680	142.378
Heat transfer equipment (except elec dehumidifiers), mechanically refrigerated, self-contained.....		333415-2	12/03	252.692	254.467	254.365	254.810	253.645
Commercial refrigerators and related equipment.....		333415-3	12/82	401.689	403.788	404.848	404.848	404.848
Refrigeration condensing units, all refrigerants, except ammonia (complete).....		333415-5	12/82	386.456	386.456	386.456	386.456	386.456
All other miscellaneous refrigeration and air-conditioning equipment.....		333415-9	12/89	292.332	292.332	292.332	292.332	292.332
Secondary products and miscellaneous receipts.....		333415-SM						
Miscellaneous receipts.....		333415-M	12/82	261.238	261.605	261.877	261.859	261.859
Metalworking machinery manufacturing.....	3335		12/03	151.543	152.284	152.577	152.802	153.216
Metalworking machinery manufacturing.....	33351		12/03	151.528	152.269	152.562	152.787	153.201
Industrial mold mfg.....	333511		12/03	133.171	133.229	133.275	133.298	133.311
Primary products.....		333511-P	12/03	133.784	133.849	133.898	133.922	133.925
Industrial molds and mold boxes.....		333511-0	06/81	164.593	164.673	164.733	164.763	164.767
Industrial injection-type molds made of metal for plastics.....		333511-05	12/09	116.669	116.669	116.669	—	—
Other industrial molds and mold boxes.....		333511-06	12/09	135.968	136.063	136.135	136.171	136.176
Secondary products and miscellaneous receipts.....		333511-SM						
Special tool, die, jig, and fixture mfg.....	333514		12/03	140.760	141.139	141.792	142.123	143.413
Primary products.....		333514-P	06/81	229.287	229.948	230.541	230.541	232.652
Special dies, tools, jigs, and fixtures.....		333514-0	06/81	229.287	229.948	230.541	230.541	232.652
Jigs and fixtures, including parts.....		333514-0A	06/81	349.996	350.718	350.718	350.718	351.726
Metalworking die and die sets.....		333514-0B	12/02	127.796	127.796	127.796	127.796	130.159
Standard punches, industrial prototypes, die parts & other special tooling for dies.....		333514-0C	06/94	166.095	166.954	167.971	167.971	169.480
Secondary products and miscellaneous receipts.....		333514-SM						
Miscellaneous receipts.....		333514-M	12/03	114.405	114.846	118.141	118.141	118.141
Secondary products.....		333514-S	12/03	159.571	159.571	159.571	163.415	166.145
Cutting tool and machine tool accessory mfg.....	333515		06/83	235.022	241.092	241.098	241.361	241.325
Primary products.....		333515-P	06/83	219.904	225.975	225.980	226.197	226.153
Cutting tools for machine tools and metalworking machinery.....		333515-4	06/83	206.795	213.536	213.543	213.747	213.698
Other cutting tools for machine tools, excluding tips and blanks.....		333515-41	12/00	150.639	158.111	158.111	158.306	158.306
End mills and milling cutters.....		333515-44	06/83	234.762	233.772	233.828	234.019	233.576
Threading tools, including blanks, tips and inserts.....		333515-45	06/07	127.897	127.897	127.897	127.897	127.897
Carbon and high-speed steel shank, solid, tipped carbide twist drills for machine tools.....		333515-48	12/11	130.826	130.826	130.826	130.856	130.856
Taps, carbide indexable, and throwaway inserts for machine tools.....		333515-49	12/11	139.342	139.342	139.342	139.342	139.342
Other attachments and accessories for machine tools and metalworking machinery.....		333515-5	06/83	270.405	270.405	270.405	270.666	270.666
Secondary products and miscellaneous receipts.....		333515-SM						
Secondary products.....		333515-S	06/83	249.927	249.985	249.985	251.502	251.502
Machine tool mfg.....	333517		12/11	134.878	134.919	135.191	135.216	135.216
Primary products.....		333517-P	12/11	130.910	130.949	131.170	131.184	131.184
Metal cutting machine tools.....		333517-2	06/83	223.190	223.273	223.743	223.774	223.774
Parts for metal cutting machine tools (sold separately) & rebuilt machine tools.....		333517-26	06/83	206.200	206.200	209.678	209.678	209.678
Metal machining centers (multifunction numerically controlled machines).....		333517-27	06/83	201.222	201.222	201.222	201.222	201.222
Other metal cutting machine tools.....		333517-2B	12/09	126.307	126.307	126.380	126.380	126.380
Metal forming machine tools.....		333517-3	06/81	324.131	324.131	324.131	324.131	324.131
Metal punching and shearing (power & manual), and bending and forming machines (power only).....		333517-31	06/81	232.242	232.242	232.242	232.242	232.242
Parts for metal forming machine tools (sold separately) and rebuilt metal forming machine tools.....		333517-37	06/81	297.157	297.157	297.157	297.157	297.157
Secondary products and miscellaneous receipts.....		333517-SM						
Miscellaneous receipts.....		333517-M	12/11	145.472	145.472	146.843	147.072	147.072
Secondary products.....		333517-S	12/11	189.723	189.875	189.914	189.858	189.858
Rolling mill and other metalworking machinery mfg.....	333519		12/11	144.480	144.695	144.716	145.366	145.366
Primary products.....		333519-P	12/11	147.989	148.181	148.204	148.788	148.788
Rolling mill and other metalworking machinery, including assembly machines.....		333519-0	12/11	147.989	148.181	148.204	148.788	148.788
Secondary products and miscellaneous receipts.....		333519-SM						
Miscellaneous receipts.....		333519-M	12/11	134.397	135.020	135.020	136.672	136.672
Turbine and power transmission equipment mfg.....	3336		12/84	229.878	230.710	231.018	231.417	232.406
Turbine and power transmission equipment mfg.....	33361		12/84	229.872	230.705	231.012	231.411	232.400
Turbine and turbine generator set units mfg.....	333611		06/82	262.992	264.501	265.276	266.300	267.650
Primary products.....		333611-P	06/82	263.257	264.682	265.415	266.363	267.613
Turbines and turbine generator sets.....		333611-0	06/11	122.364	123.026	123.367	123.808	124.389
Steam, gas, and other turbines and turbine generators.....		333611-05	12/03	154.709	156.167	156.806	157.445	158.603
Parts & accessories for turbines, turbine generators, and turbine generator sets.....		333611-07	12/03	145.221	145.221	145.221	145.221	145.221

See footnotes at end of table.

Table 11. Producer price indexes for net output of selected industries and their products, not seasonally adjusted — Continued
 [July 2024]

Title ¹	Industry code	Product code	Index base	Unadjusted index ²				
				Mar. 2024	Apr. 2024 ^P	May 2024 ^P	June 2024 ^P	July 2024 ^P
Speed changer, drive, and gear mfg.	333612		12/83	384.827	384.827	386.273	389.232	398.514
Primary products.		333612-P	12/83	356.402	356.402	357.844	360.789	369.361
Gears, pinions, racks, and worms, sold separately.		333612-3	12/83	262.738	262.738	262.738	262.738	272.659
Speed changers, industrial high speed drives, and parts other than loose gearing.		333612-7	12/03	219.570	219.570	221.259	224.709	227.276
Secondary products and miscellaneous receipts.		333612-SM						
Mechanical power transmission equipment mfg.	333613		12/84	374.932	375.004	375.391	375.657	377.377
Primary products.		333613-P	12/84	357.566	357.639	358.032	358.273	359.830
Mechanical power transmission equipment, except speed changers, drives, & gears.		333613-3	12/84	391.743	391.840	392.361	392.681	394.745
Secondary products and miscellaneous receipts.		333613-SM						
Other engine equipment mfg.	333618		12/82	197.053	197.792	197.834	197.834	198.033
Primary products.		333618-P	12/82	198.240	199.129	199.169	199.169	199.363
Parts & accessories for internal combustion engines, ex. aircraft & gasoline automotive engines.		333618-F	12/82	248.660	252.545	252.545	252.545	252.609
Diesel, semidiesel, and dual-fuel engines (except automotive).		333618-3	12/82	232.613	232.613	232.613	232.613	232.613
Diesel, semidiesel, and dual-fuel engines for automobiles, trucks, and buses.		333618-5	12/82	171.675	172.052	172.052	172.052	172.052
Secondary products and miscellaneous receipts.		333618-SM						
Other general purpose machinery manufacturing.	3339		12/03	206.685	207.825	208.533	208.608	208.993
Pump and compressor manufacturing.	33391		12/03	219.998	220.551	221.456	221.384	222.681
Air and gas compressor mfg.	333912		06/84	345.522	345.895	349.764	349.420	349.622
Primary products.		333912-P	06/84	355.222	355.608	359.610	359.085	359.292
Air and gas compressors and vacuum pumps.		333912-1	06/84	369.872	370.403	371.919	371.919	372.203
Parts & attachments for air & gas compressors, ex. refrigeration, ice making, & a/c.		333912-6	06/84	419.017	419.017	419.017	414.169	414.169
Secondary products and miscellaneous receipts.		333912-SM						
Miscellaneous receipts.		333912-M	11/86	263.765	263.765	263.765	263.765	263.765
Measuring, dispensing, and other pumping equipment mfg.	333914		12/83	370.507	371.748	371.748	371.768	375.092
Primary products.		333914-P	12/83	372.291	373.576	373.576	373.576	376.868
Pumps and pumping equipment, excluding measuring and dispensing pumps.		333914-1	12/09	160.101	160.673	160.673	160.673	162.089
Pumps and pumping equipment, complete, excluding measuring and dispensing pumps.		333914-11	12/09	162.272	162.680	162.680	162.680	164.340
Domestic water systems.		333914-111	12/83	320.463	320.463	320.463	320.463	320.463
Oil-well and oil-field pumps, except boiler feed.		333914-113	12/09	122.961	122.961	122.961	122.961	122.961
Industrial pumps, excluding hydraulic fluid power pumps, automatic circulating pumps, etc.		333914-114	12/83	392.301	393.633	393.633	393.633	399.049
Other pumps, except automotive circulating pumps, and measuring and dispensing pumps.		333914-115	12/01	236.096	236.096	236.096	236.096	236.096
Parts and attachments for pumps and pumping equipment, excluding measuring and dispensing.		333914-15	12/83	433.747	438.194	438.194	438.194	438.194
Secondary products and miscellaneous receipts.		333914-SM						
Miscellaneous receipts.		333914-M	12/17	126.618	126.889	126.889	127.103	127.103
Secondary products.		333914-S	12/17	155.505	155.913	155.913	155.951	158.104
Material handling equipment manufacturing.	33392		12/03	215.815	218.444	218.674	218.855	218.954
Elevator and moving stairway mfg.	333921		06/81	246.786	246.786	246.642	246.566	246.566
Primary products.		333921-P	06/81	235.621	235.621	235.470	235.390	235.390
Elevators and moving stairways.		333921-1	06/81	229.722	229.722	229.722	229.722	229.722
Parts and attachments for elevators and moving stairways (sold separately).		333921-3	06/81	286.401	286.401	285.126	284.454	284.454
Secondary products and miscellaneous receipts.		333921-SM						
Conveyor and conveying equipment mfg.	333922		06/84	306.130	317.020	318.328	319.285	319.643
Primary products.		333922-P	06/84	293.616	304.049	304.900	305.839	306.157
Unit handling conveyors and conveying systems.		333922-1	06/84	232.371	249.212	249.069	249.866	250.041
Unit handling gravity and trolley conveyors and conveying systems.		333922-12	06/09	131.993	146.849	146.844	147.587	147.587
Unit handling tow, belt, roller, pneumatic, portable, carousel, and other nonbelt conveyors.		333922-14	06/09	145.555	146.973	146.750	146.750	147.030
Parts and accessories for unit handling conveyors and conveying systems, sold separately.		333922-7	06/84	276.414	281.350	281.925	281.925	281.925
Bulk material handling conveyors and conveying systems.		333922-8	06/84	340.093	340.807	343.051	343.051	343.756
Parts and accessories for bulk material handling conveyors and conveying systems.		333922-9	06/84	499.319	499.319	502.345	509.104	509.104
Secondary products and miscellaneous receipts.		333922-SM						
Miscellaneous receipts.		333922-M	06/84	424.780	437.646	470.672	470.672	473.107
Secondary products.		333922-S	06/84	341.949	378.995	378.995	378.995	378.995
Overhead cranes, hoists and monorail systems mfg.	333923		12/03	227.731	228.184	227.936	227.936	228.095
Primary products.		333923-P	12/03	229.582	230.056	229.809	229.809	229.864
Hoists and parts and attachments for hoists (sold separately).		333923-1	12/84	334.515	337.996	337.996	337.996	338.392
Overhead traveling cranes and monorail systems, including parts and attachments sold separately.		333923-3	12/84	347.879	347.804	345.616	345.616	345.616

See footnotes at end of table.

Table 11. Producer price indexes for net output of selected industries and their products, not seasonally adjusted — Continued
 [July 2024]

Title ¹	Industry code	Product code	Index base	Unadjusted index ²				
				Mar. 2024	Apr. 2024 ^P	May 2024 ^P	June 2024 ^P	July 2024 ^P
Overhead cranes, hoists and monorail systems mfg - Continued								
Winches, aerial work platforms, and automotive wrecker hoists, including parts and attachments.....		333923-7	12/03	232.440	232.440	232.440	232.440	232.440
Secondary products and miscellaneous receipts.....		333923-SM						
Secondary products.....		333923-S	12/03	204.117	204.506	204.506	204.506	204.506
Industrial truck, trailer, and stacker mfg.....	333924		12/79	335.201	335.224	335.224	335.065	334.966
Primary products.....		333924-P	12/79	339.003	339.023	339.023	338.860	338.759
Industrial trucks, tractors, mobile straddle carriers & cranes, & automatic stacking machines.....		333924-2	12/79	305.012	305.028	305.028	304.841	304.725
Work trucks with lifting & handling equipment, operator riding, electric, self-propelled.....		333924-21	06/02	237.837	237.861	237.861	237.861	237.382
Work trucks, not fitted with lifting and handling equipment.....		333924-25	06/02	213.810	213.780	213.780	213.582	213.599
Bulk powered material moving equipment, dock boards and metal pallets and skids.....		333924-26	06/02	203.205	203.365	203.365	203.365	203.365
Other work trucks with lifting & handling equipment, non-riding electric or any non-electric.....		333924-27	06/02	190.530	190.523	190.523	190.335	190.335
Parts and attachments for industrial trucks and tractors (sold separately).....		333924-3	12/86	364.260	364.292	364.292	364.292	364.292
Secondary products and miscellaneous receipts.....		333924-SM						
Secondary products.....		333924-S	12/79	498.715	501.273	501.273	501.273	501.273
All other general purpose machinery mfg.....	33399		12/03	191.607	192.103	193.016	193.101	193.164
Power-driven handtool mfg.....	333991		12/80	270.433	270.441	279.439	279.584	279.738
Primary products.....		333991-P	12/80	262.565	262.573	271.478	271.479	271.632
Power-driven handtools, pneumatic, hydraulic, and powder-actuated.....		333991-6	12/80	365.238	365.258	379.683	379.687	380.064
Power-driven handtools, electric (except battery powered), including parts.....		333991-9	12/04	151.059	151.059	154.638	154.638	154.638
Secondary products and miscellaneous receipts.....		333991-SM						
Welding and soldering equipment mfg.....	333992		12/84	372.925	372.925	372.792	374.076	374.076
Primary products.....		333992-P	12/84	389.922	389.922	389.809	391.172	391.172
Other welding equipment, components, and accessories (excluding arc, resistance, and gas).....		333992-A	06/90	185.637	185.637	185.637	185.637	185.637
Arc welding machines, components, and accessories, excluding electrodes and stud welding equip.....		333992-1	12/84	428.266	428.266	428.266	428.266	428.266
Resistance welders, components, accessories, and electrodes.....		333992-7	12/84	285.509	285.509	285.509	294.784	294.784
Gas welding and cutting equipment, parts, attachments, and accessories.....		333992-9	06/83	275.229	275.229	273.874	273.874	273.874
Secondary products and miscellaneous receipts.....		333992-SM						
Miscellaneous receipts.....		333992-M	12/84	260.876	260.876	255.254	255.254	255.254
Packaging machinery mfg.....	333993		12/88	287.577	288.911	288.911	288.911	288.911
Primary products.....		333993-P	12/88	294.745	296.175	296.175	296.175	296.175
Packing, packaging, and bottling machinery, excluding parts.....		333993-1	12/88	280.817	282.165	282.165	282.165	282.165
Parts for packing, packaging, and bottling machinery.....		333993-5	12/88	357.198	358.985	358.985	358.985	358.985
Secondary products and miscellaneous receipts.....		333993-SM						
Industrial process furnace and oven mfg.....	333994		06/81	305.986	307.407	312.669	312.842	312.842
Primary products.....		333994-P	06/81	302.420	303.414	310.287	310.429	310.429
Industrial process furnaces & ovens, & industrial electrical heating equipment.....		333994-0	12/04	177.111	177.693	181.718	181.801	181.801
Industrial process furnaces & ovens, & industrial electrical heating equipment, except parts.....		333994-0A	06/11	148.093	149.260	150.134	150.226	150.226
Parts and attachments for industrial process furnaces and ovens.....		333994-0B	06/11	148.983	147.528	158.040	158.040	158.040
Secondary products and miscellaneous receipts.....		333994-SM						
Miscellaneous receipts.....		333994-M	12/86	208.524	208.524	211.168	211.429	211.429
Fluid power cylinder and actuator mfg.....	333995		06/90	282.150	282.168	284.802	284.804	284.781
Primary products.....		333995-P	06/90	285.020	285.020	288.034	288.034	288.011
Nonaerospace-type hydraulic & all aerospace fluid power cylinders & actuators, linear & rotary.....		333995-2	06/90	277.358	277.358	277.914	277.914	277.869
Parts for hydraulic & pneumatic fluid power cylinders & actuators, incl accumulators & cushions.....		333995-8	06/90	325.150	325.150	336.935	336.935	336.935
Secondary products and miscellaneous receipts.....		333995-SM						
Secondary products.....		333995-S	06/90	238.195	238.645	238.662	238.692	238.695
Fluid power pump and motor mfg.....	333996		06/90	235.261	237.752	237.845	238.014	238.031
Primary products.....		333996-P	06/90	240.352	243.216	243.321	243.513	243.533
Fluid power pumps and motors, including parts.....		333996-0	06/90	240.352	243.216	243.321	243.513	243.533
Secondary products and miscellaneous receipts.....		333996-SM						
All other miscellaneous general purpose machinery mfg.....	333998		12/84	296.238	296.900	296.852	296.749	296.982
Primary products.....		333998-P	12/84	289.882	290.489	290.440	290.256	290.500
Scale and balance mfg.....		333998-7	12/80	252.143	252.143	252.200	252.200	252.447
Retail, commercial, household, and mailing scales and balances.....		333998-74	12/91	202.387	202.387	202.387	202.387	203.051
Parts, attachments, and accessories for scales and balances.....		333998-76	12/91	276.570	276.570	276.868	276.868	277.959
Vehicle and industrial scales.....		333998-77	12/91	207.288	207.288	207.301	207.301	207.347
Motor truck and railroad track scales.....		333998-771	12/10	155.061	155.061	155.061	155.061	155.061

See footnotes at end of table.

Table 11. Producer price indexes for net output of selected industries and their products, not seasonally adjusted — Continued
 [July 2024]

Title ¹	Industry code	Product code	Index base	Unadjusted index ²				
				Mar. 2024	Apr. 2024 ^P	May 2024 ^P	June 2024 ^P	July 2024 ^P
All other miscellaneous general purpose machinery mfg - Continued								
Industrial scales (including automatic checkweigher and bulkweigher scales).....		333998-772	12/10	177.554	177.554	177.601	177.601	177.772
All other miscellaneous general purpose machinery mfg.....		333998-9	12/84	290.460	291.106	291.051	290.855	291.097
Filters and strainers, except fluid power.....		333998-91	12/88	289.783	288.913	288.588	289.518	288.516
Industrial filters and strainers and reusable media, except fluid power.....		333998-911	06/07	175.447	174.778	174.518	175.199	174.428
Nonreusable media for filters and strainers, except fluid power.....		333998-912	12/88	298.395	298.395	298.500	298.500	298.500
Parts and accessories for filters and strainers, except fluid power.....		333998-913	12/88	384.258	384.258	384.258	384.968	—
All other miscellaneous general industrial machinery.....		333998-97	06/07	156.267	156.904	156.909	156.617	156.956
Secondary products and miscellaneous receipts.....		333998-SM						
Miscellaneous receipts.....		333998-M	12/22	107.587	108.320	108.320	109.090	109.090
Secondary products.....		333998-S	12/22	104.112	104.112	104.126	104.146	104.154
Computer & electronic product mfg.....	334		12/03	101.663	101.929	101.886	101.682	101.642
Computer & peripheral equipment mfg.....	3341		12/06	58.194	58.434	58.006	57.963	57.043
Computer & peripheral equipment mfg.....	33411		12/06	58.194	58.434	58.006	57.963	57.043
Electronic computer mfg.....	334111		02/23	98.153	99.071	97.991	98.180	94.503
Primary products.....		334111-P	02/23	97.929	98.958	97.747	97.959	93.835
Host computers, multiusers (mainframes, medium-scale systems, UNIX and PC servers).....		334111-5	02/23	97.779	98.920	97.505	97.742	92.805
Single user computers, microprocessor based, general purpose.....		334111-7	02/23	98.706	99.155	98.995	99.079	99.121
Portable computers, laptops, tablets and other single user computers.....		334111-72	02/23	95.899	95.905	95.498	95.615	95.509
Personal computers and workstations (excluding portable computers).....		334111-73	02/23	99.978	100.627	100.580	100.649	100.758
Secondary products and miscellaneous receipts.....		334111-SM						
Computer storage device mfg.....	334112		12/04	61.528	61.528	60.787	60.412	60.412
Primary products.....		334112-P	12/04	49.891	49.891	49.295	49.000	49.000
Computer storage devices (except parts, attachments and accessories).....		334112-1	12/04	49.244	49.244	48.636	48.334	48.334
Secondary products and miscellaneous receipts.....		334112-SM						
Computer terminal and other computer peripheral equipment mfg.....	334118		12/93	63.244	63.281	63.353	63.353	63.353
Primary products.....		334118-P	12/93	64.962	65.003	65.013	65.013	65.013
Computer terminals (including POS and funds-transfer devices) and other computer peripherals.....		334118-D	12/93	37.975	38.022	38.034	38.034	38.034
Secondary products and miscellaneous receipts.....		334118-SM						
Miscellaneous receipts.....		334118-M	12/93	—	—	61.731	61.731	61.731
Secondary products.....		334118-S	08/94	56.966	56.966	58.757	58.757	58.757
Communications equipment mfg.....	3342		12/85	104.212	104.223	104.308	104.518	104.812
Telephone apparatus mfg.....	33421		12/03	95.216	95.243	95.345	95.345	95.345
Telephone apparatus mfg.....	334210		12/85	95.688	95.715	95.818	95.818	95.818
Primary products.....		334210-P	12/85	95.964	95.992	96.098	96.098	96.098
Telephone and wireline data networking equipment.....		334210-0	12/85	95.964	95.992	96.098	96.098	96.098
Secondary products and miscellaneous receipts.....		334210-SM						
Radio/TV broadcast & wireless comm equip mfg.....	33422		12/03	104.695	104.705	104.731	104.766	104.807
Broadcast and wireless communications equipment mfg.....	334220		12/91	98.212	98.222	98.246	98.279	98.317
Primary products.....		334220-P	12/91	94.298	94.302	94.326	94.358	94.396
Broadcast, studio, and related electronic equipment.....		334220-2	12/85	122.488	122.698	122.644	—	—
Radio station equipment.....		334220-5	06/13	119.575	118.391	118.849	119.080	119.080
Other broadcast and wireless communications systems and equipment.....		334220-9	06/13	109.348	109.442	109.442	109.442	109.442
Secondary products and miscellaneous receipts.....		334220-SM						
Other communications equipment mfg.....	33429		12/03	141.486	141.486	141.960	143.870	146.609
Other communications equipment mfg.....	334290		12/91	151.766	151.766	152.275	154.323	157.262
Primary products.....		334290-P	12/91	160.086	160.086	160.684	163.098	166.462
Alarm systems, including electric sirens and horns.....		334290-1	12/85	155.728	155.728	155.728	155.728	—
Intercommunications systems, incl inductive paging systems, excl telephone & telegraph.....		334290-3	12/85	273.619	273.619	273.619	286.168	286.168
Secondary products and miscellaneous receipts.....		334290-SM						
Secondary products.....		334290-S	12/91	167.759	167.759	167.813	170.857	—
Audio & video equipment mfg.....	3343		12/03	103.285	103.285	102.855	102.855	102.853
Audio and video equipment mfg.....	33431		12/03	103.285	103.285	102.855	102.855	102.853
Audio and video equipment mfg.....	334310		03/80	74.738	74.738	74.426	74.426	74.425
Primary products.....		334310-P	03/80	65.757	65.757	65.429	65.429	65.429
Speakers and commercial sound equipment.....		334310-4	03/80	188.861	188.861	187.131	187.131	187.131
Other consumer audio and video equipment.....		334310-5	03/80	141.643	141.643	141.643	141.643	141.643
Secondary products and miscellaneous receipts.....		334310-SM						
Miscellaneous receipts.....		334310-M	12/86	110.100	110.100	112.048	112.048	111.993
Semiconductor and other electronic component mfg.....	3344		12/84	58.094	58.249	58.142	57.619	57.636

See footnotes at end of table.

Table 11. Producer price indexes for net output of selected industries and their products, not seasonally adjusted — Continued
 [July 2024]

Title ¹	Industry code	Product code	Index base	Unadjusted index ²				
				Mar. 2024	Apr. 2024 ^P	May 2024 ^P	June 2024 ^P	July 2024 ^P
Semiconductor and other electronic component mfg.	33441		12/84	58.105	58.260	58.152	57.630	57.647
Bare printed circuit board mfg.	334412		06/91	123.878	123.874	123.871	123.870	123.891
Primary products.		334412-P	06/91	120.687	120.687	120.687	120.687	120.687
Bare printed circuit boards.		334412-0	06/82	135.616	135.616	135.616	135.616	135.616
Secondary products and miscellaneous receipts.		334412-SM2						
Semiconductor and related device mfg.	334413		12/98	31.629	31.807	31.746	31.152	30.904
Primary products.		334413-P	12/98	30.604	30.785	30.726	30.172	29.941
Other semiconductor devices, incl. transistors, diodes, and semiconductor parts such as wafers.		334413-A	06/81	58.445	59.038	59.104	59.084	59.084
Integrated circuit packages.		334413-1	12/98	21.529	21.592	21.506	-	-
Secondary products and miscellaneous receipts.		334413-SM						
Electronic connector mfg.	334417		12/80	283.143	285.100	283.552	284.258	284.274
Primary products.		334417-P	12/80	279.860	282.018	280.310	281.090	281.107
Electronic connectors, including parts.		334417-0	12/80	279.860	282.018	280.310	281.090	281.107
Secondary products and miscellaneous receipts.		334417-SM						
Secondary products.		334417-S1	05/99	163.652	163.652	163.652	163.652	163.652
Printed circuit assembly mfg.	334418		12/03	72.402	72.080	71.824	71.702	73.560
Primary products.		334418-P	12/03	73.880	73.502	73.223	73.089	75.123
Printed circuit assemblies, loaded boards, modules, and consumer external modems.		334418-9	06/06	79.473	79.067	78.767	78.622	80.810
Secondary products and miscellaneous receipts.		334418-SM						
Other electronic component mfg.	334419		12/03	165.389	165.389	165.432	165.334	165.334
Primary products.		334419-P	12/03	166.229	166.229	166.229	166.906	166.906
Other electronic components.		334419-0	12/03	166.229	166.229	166.229	166.906	166.906
Secondary products and miscellaneous receipts.		334419-SM						
Secondary products.		334419-S	12/03	107.469	107.469	109.897	109.977	109.977
Capacitor, resistor, coil, transformer, and other inductor mfg.	33441K		12/11	166.137	166.333	166.333	166.387	166.915
Primary products.		33441K-P	12/11	170.852	170.852	170.852	170.908	171.464
Capacitors for electronic circuitry.		33441K-4	06/81	279.454	279.454	279.454	279.454	279.454
Electronic coils, transformers, and other inductors.		33441K-6	06/00	174.716	174.716	174.716	174.846	176.121
Secondary products and miscellaneous receipts.		33441K-SM						
Nav/measuring/medical/control instruments mfg.	3345		12/03	147.946	148.381	148.493	148.555	148.643
Nav/measuring/medical/control instruments mfg.	33451		12/03	147.946	148.381	148.493	148.555	148.643
Electromedical apparatus mfg.	334510		06/85	88.355	88.355	88.377	88.377	88.430
Primary products.		334510-P	06/85	76.367	76.367	76.386	76.386	76.435
Electromedical equipment, excluding ionizing radiation equipment.		334510-2	12/02	88.080	88.080	88.105	88.105	88.166
Secondary products and miscellaneous receipts.		334510-SM						
Miscellaneous receipts.		334510-M	12/90	169.504	169.504	169.504	169.504	169.504
Search, detection, and navigation instruments.	334511		12/91	198.422	199.588	199.590	199.590	199.590
Primary products.		334511-P	12/91	194.542	195.436	195.436	195.436	195.436
Aeronautical, nautical & navigational instruments, not sending or receiving radio signals.		334511-1	12/85	333.159	340.300	340.300	340.300	340.300
Search, detection, navigation, and guidance systems and equipment.		334511-3	12/91	189.728	189.758	189.758	189.758	189.758
Secondary products and miscellaneous receipts.		334511-SM						
Automatic environmental control mfg.	334512		12/79	315.249	315.266	316.189	318.242	323.507
Primary products.		334512-P	12/79	280.874	280.874	281.790	283.828	289.054
Automatic environmental controls for monitoring residential, commercial, and appliance use.		334512-0	12/03	149.888	149.888	150.377	151.464	154.253
Secondary products and miscellaneous receipts.		334512-SM						
Miscellaneous receipts.		334512-M	12/04	204.796	204.796	204.796	204.796	204.796
Industrial process variable instruments.	334513		06/83	286.680	287.762	287.762	288.793	288.797
Primary products.		334513-P	06/83	301.630	302.840	302.840	304.001	304.001
Process control instruments.		334513-0	12/03	180.048	180.770	180.770	181.463	181.463
Secondary products and miscellaneous receipts.		334513-SM						
Miscellaneous receipts.		334513-M	06/83	243.489	243.489	243.489	243.489	243.489
Totalizing fluid meters and counting devices mfg.	334514		12/85	248.203	248.637	250.419	251.012	251.480
Primary products.		334514-P	12/85	253.141	253.598	255.539	255.874	256.392
Integrating and totalizing fluid meters, counting devices, and motor vehicle instruments.		334514-0	12/85	253.141	253.598	255.539	255.874	256.392
Secondary products and miscellaneous receipts.		334514-SM						
Secondary products.		334514-S	12/85	185.150	186.398	187.856	188.790	188.790
Electricity and signal testing instruments mfg.	334515		12/83	181.905	183.977	185.086	185.243	185.430
Primary products.		334515-P	12/83	174.096	175.230	176.401	176.568	176.745
Test equipment for testing electrical, radio, and communication circuits, and motors.		334515-4	12/83	175.384	176.526	177.706	177.874	178.053
Secondary products and miscellaneous receipts.		334515-SM						

See footnotes at end of table.

Table 11. Producer price indexes for net output of selected industries and their products, not seasonally adjusted — Continued
 [July 2024]

Title ¹	Industry code	Product code	Index base	Unadjusted index ²				
				Mar. 2024	Apr. 2024 ^P	May 2024 ^P	June 2024 ^P	July 2024 ^P
Analytical laboratory instrument mfg.	334516		12/85	191.793	191.619	191.873	191.672	191.685
Primary products.		334516-P	12/85	192.779	192.600	192.861	192.654	192.668
Analytical and scientific instruments, excluding optical.		334516-0	12/85	192.779	192.600	192.861	192.654	192.668
Secondary products and miscellaneous receipts.		334516-SM						
Irradiation apparatus mfg.	334517		06/90	125.126	125.126	125.126	125.126	125.126
Primary products.		334517-P	06/85	126.133	126.133	126.133	126.133	126.133
Irradiation (ionizing radiation) equipment.		334517-0	06/85	126.133	126.133	126.133	126.133	126.133
Secondary products and miscellaneous receipts.		334517-SM						
Other measuring and controlling device mfg.	334519		06/85	212.145	211.729	211.514	211.512	211.496
Primary products.		334519-P	06/85	202.994	202.578	202.343	202.343	202.333
Physical properties testing & inspection equipment and kinematic testing & measuring equipment.		334519-4	06/85	203.844	203.844	203.844	203.844	203.844
Nuclear radiation detection and monitoring instruments.		334519-5	06/85	254.629	254.629	254.629	254.629	254.629
Commercial, geophysical, meteorological, and general-purpose instruments and equipment.		334519-7	06/85	207.906	206.047	206.047	206.047	206.047
Secondary products and miscellaneous receipts.		334519-SM						
Miscellaneous receipts.		334519-M	06/85	289.773	289.773	290.376	290.309	290.127
Manufacturing and reproducing magnetic and optical media.	3346		12/03	117.933	118.424	118.876	118.876	118.566
Manufacturing and reproducing magnetic and optical media.	33461		12/03	117.932	118.424	118.876	118.876	118.566
Manufacturing and reproducing magnetic and optical media.	334610		01/19	138.186	138.762	139.291	139.291	138.928
Primary products.		334610-P	01/19	139.374	139.954	140.488	140.488	140.122
Electrical equipment and appliance mfg.	335		12/03	200.163	200.418	201.095	201.816	202.103
Electric lighting equipment mfg.	3351		12/03	155.325	155.251	156.064	156.238	156.236
Electric lighting equipment mfg.	33513		12/22	104.712	104.661	105.213	105.331	105.329
Residential electric lighting fixture mfg.	335131		12/83	248.189	248.176	249.719	249.719	249.717
Primary products.		335131-P	12/83	255.395	255.378	255.778	255.778	255.775
Residential-type electric lighting fixtures (except portable), including parts and accessories.		335131-1	12/83	231.921	231.918	232.498	232.500	232.499
Secondary products and miscellaneous receipts.		335131-SM						
Nonresidential electric lighting fixture mfg.	335132		06/81	271.255	270.997	273.483	274.081	274.073
Primary products.		335132-P	06/81	268.198	267.918	270.627	271.274	271.266
Commercial and institutional-type electric lighting fixtures, including parts and accessories.		335132-1	06/81	257.828	257.508	260.598	261.335	261.326
Industrial-type electric lighting fixtures, including parts and accessories.		335132-5	06/81	295.423	295.423	295.423	295.423	295.423
Secondary products and miscellaneous receipts.		335132-SM						
Other lighting equipment, including lamps and bulbs mfg.	335139		06/85	182.537	182.537	182.537	182.537	182.537
Primary products.		335139-P	12/22	104.973	104.973	104.973	104.973	104.973
Electric lamp bulb, tubes, and components.		335139-1	12/83	89.752	89.752	89.752	89.752	89.752
Outdoor lighting equipment (including parts and accessories).		335139-2	06/85	209.474	209.474	209.474	209.474	209.474
Secondary products and miscellaneous receipts.		335139-SM						
Household appliance mfg.	3352		12/84	163.504	163.768	164.003	163.196	163.328
Small electrical appliance mfg.	33521		12/03	131.319	131.563	131.636	131.454	131.413
Small electrical appliance mfg.	335210		12/11	119.340	119.562	119.628	119.463	119.426
Primary products.		335210-P	12/11	119.782	120.009	120.074	119.854	119.814
Parts and attachments for small electric household appliances, including fan parts.		335210-5	12/82	196.035	196.035	196.035	196.035	196.035
Household vacuum cleaners and other floor care machines (including parts and attachments).		335210-6	12/82	132.131	133.227	133.526	132.430	132.231
Other small electric household appliances, including fans.		335210-7	05/21	116.054	116.061	116.067	116.067	116.067
Secondary products and miscellaneous receipts.		335210-SM						
Secondary products.		335210-S	12/82	223.065	223.379	223.652	223.675	223.705
Major household appliance mfg.	33522		12/03	166.447	166.709	166.975	166.045	166.213
Major household appliance mfg.	335220		05/16	135.866	136.079	136.296	135.536	135.674
Primary products.		335220-P	05/16	134.978	135.080	135.313	134.499	134.647
Household cooking appliances.		335220-1	06/81	175.044	174.192	174.877	172.150	172.373
Electric household ranges, ovens (including microwave), surface cooking units, and equipment.		335220-11	06/81	150.855	149.866	151.188	145.880	147.477
Gas household ranges, ovens, surface cooking units, and equipment (incl. parts and accessories).		335220-13	06/81	170.437	169.605	171.289	168.770	169.157
Other household ranges and cooking equipment, including outdoor equipment.		335220-15	06/81	253.320	252.935	248.832	254.596	249.666
Household refrigerators and home freezers.		335220-2	12/81	126.038	126.268	126.029	126.209	126.346
Household refrigerators, including combination refrigerator-freezers.		335220-21	12/81	118.836	119.032	118.769	118.849	118.892
Other major household appliances.		335220-8	12/82	310.115	312.599	313.653	314.132	314.168
Household water heaters, electric, for permanent installation.		335220-81	12/82	570.712	581.852	581.852	581.852	581.852
Household water heaters, excluding electric.		335220-83	12/82	569.707	579.638	579.638	579.638	579.638

See footnotes at end of table.

Table 11. Producer price indexes for net output of selected industries and their products, not seasonally adjusted — Continued
 [July 2024]

Title ¹	Industry code	Product code	Index base	Unadjusted index ²				
				Mar. 2024	Apr. 2024 ^P	May 2024 ^P	June 2024 ^P	July 2024 ^P
Major household appliance mfg - Continued								
Secondary products and miscellaneous receipts.....		335220-SM						
Miscellaneous receipts.....		335220-M	05/16	137.090	137.090	137.090	137.090	137.090
Electrical equipment mfg.....	3353		12/03	213.342	213.490	214.182	216.265	216.983
Electrical equipment mfg.....	33531		12/03	213.342	213.490	214.182	216.265	216.983
Electric power and specialty transformer mfg.....	335311		06/81	430.570	426.375	426.375	428.910	429.409
Primary products.....		335311-P	06/81	424.750	420.584	420.584	423.115	423.607
Secondary products and miscellaneous receipts.....		335311-SM						
Motor and generator mfg.....	335312		06/83	289.668	289.677	289.745	289.858	289.923
Primary products.....		335312-P	06/83	288.262	288.262	288.262	288.262	288.262
Parts, supplies for motors, generators, generator sets, and other rotating equipment.....		335312-C	12/87	304.633	304.633	304.633	304.633	304.633
Other motors and generators n.e.c.....		335312-F	06/06	159.363	159.363	159.363	159.363	159.363
Fractional horsepower motors (rated at less than 746 watts) (except hermetics) ..		335312-1	06/83	214.070	214.070	214.070	214.070	214.070
Integral horsepower motors & generators other than for land transport equipment (exc hermetics).....		335312-3	06/83	429.277	429.277	429.277	429.277	429.277
Secondary products and miscellaneous receipts.....		335312-SM						
Miscellaneous receipts.....		335312-M	12/86	286.356	286.356	286.356	286.356	286.160
Secondary products.....		335312-S	06/83	281.751	281.892	283.052	284.918	286.043
Switchgear and switchboard apparatus mfg.....	335313		06/85	316.965	317.606	320.530	324.618	326.806
Primary products.....		335313-P	06/85	328.973	329.673	332.861	337.314	339.699
Switchgear, excluding ducts and relays.....		335313-A	06/85	370.449	371.044	375.940	383.815	388.561
Low voltage panelboards and distribution boards, 1000 volts or less.....		335313-3	06/85	280.972	280.972	284.041	285.335	285.335
Secondary products and miscellaneous receipts.....		335313-SM						
Relay and industrial control mfg.....	335314		06/85	283.396	285.355	285.355	290.240	291.051
Primary products.....		335314-P	06/85	301.972	302.292	302.292	307.728	307.955
Specific-purpose industrial controls.....		335314-C	01/19	124.829	125.010	125.010	127.924	128.320
General-purpose industrial controls.....		335314-F	01/19	143.892	144.091	144.091	147.384	147.384
Parts for industrial controls and motor-control accessories.....		335314-7	06/90	263.421	263.421	263.421	265.256	265.256
Secondary products and miscellaneous receipts.....		335314-SM						
Miscellaneous receipts.....		335314-M	06/85	305.080	331.280	331.280	331.280	340.656
Other electrical equipment & component mfg.....	3359		12/03	226.072	226.506	227.370	228.084	228.206
Storage battery mfg.....	33591		12/03	196.352	195.764	195.587	195.837	195.740
Battery mfg.....	335910		12/84	265.467	264.672	264.432	264.769	264.639
Primary products.....		335910-P	12/84	268.154	267.273	267.020	267.247	267.108
Storage batteries.....		335910-1	12/84	268.830	267.791	267.791	267.794	268.145
Storage batteries, lead acid type, BCI dimensional size group 8D or smaller. . . .		335910-11	12/84	260.417	258.865	258.865	258.870	259.391
Storage batteries, lead acid type, larger than BCI dimensional size group 8D. . .		335910-12	12/84	309.655	309.655	309.655	309.655	309.655
Secondary products and miscellaneous receipts.....		335910-SM						
Secondary products.....		335910-S	12/84	302.054	302.054	302.054	302.054	302.054
Communication & energy wire & cable mfg.....	33592		12/03	265.889	268.016	271.431	274.240	275.021
Fiber optic cable mfg.....	335921		12/03	85.739	85.739	85.739	85.868	86.168
Primary products.....		335921-P	12/03	86.149	86.149	86.149	86.255	86.562
Fiber optic cable, made from purchased fiber optic strand.....		335921-0	12/03	86.149	86.149	86.149	86.255	86.562
Secondary products and miscellaneous receipts.....		335921-SM						
Other communication and energy wire mfg.....	335929		12/03	316.864	319.936	324.870	328.829	329.716
Primary products.....		335929-P	12/03	333.662	336.981	342.140	346.415	347.691
Electronic wire and cable, made of nonferrous metals (purchased wire).....		335929-A	12/82	335.684	336.517	342.573	347.314	347.314
Other insulated wire & cable, incl control & signal, made of nonferrous metals (purchased wire).....		335929-F	12/11	153.493	154.030	155.033	158.022	160.651
Power wire and cable, made from nonferrous metals (purchased wire).....		335929-1	12/82	592.918	594.302	605.543	611.404	611.961
Secondary products and miscellaneous receipts.....		335929-SM						
Wiring device mfg.....	33593		12/03	249.070	248.862	249.609	249.479	249.389
Current-carrying wiring device mfg.....	335931		12/81	299.274	299.448	300.612	300.977	300.909
Primary products.....		335931-P	12/81	289.638	289.811	290.981	291.350	291.269
Current-carrying wiring devices n.e.c.....		335931-A	06/06	193.613	193.897	194.308	193.374	194.042
Current-carrying switches for electrical circuitry (including vehicular switches)		335931-1	12/99	176.798	177.447	175.142	175.768	176.504
Current-carrying wire connectors for electrical circuitry.....		335931-9	12/81	254.975	253.494	261.416	265.584	261.301
Secondary products and miscellaneous receipts.....		335931-SM						
Secondary products.....		335931-S	12/81	316.397	316.508	316.511	316.454	317.001
Noncurrent-carrying wiring device mfg.....	335932		12/81	541.085	539.675	540.740	539.341	539.058
Primary products.....		335932-P	12/81	542.139	539.372	540.603	539.126	538.699
Noncurrent-carrying electrical conduit and conduit fittings, incl. plastic conduit & fittings.....		335932-4	12/81	589.733	581.608	584.517	582.927	575.508

See footnotes at end of table.

Table 11. Producer price indexes for net output of selected industries and their products, not seasonally adjusted — Continued
 [July 2024]

Title ¹	Industry code	Product code	Index base	Unadjusted index ²				
				Mar. 2024	Apr. 2024 ^P	May 2024 ^P	June 2024 ^P	July 2024 ^P
Noncurrent-carrying wiring device mfg - Continued								
Other noncurrent-carrying wiring devices and supplies (boxes, covers, bar hangers, etc.).....		335932-6	12/81	544.428	546.966	547.017	543.773	554.489
Secondary products and miscellaneous receipts.....		335932-SM						
All other electrical equipment & component mfg.....	33599		12/03	170.184	170.685	170.713	171.064	171.083
Carbon and graphite product mfg.....	335991		06/85	235.667	238.358	238.337	237.957	238.059
Primary products.....		335991-P	06/85	249.992	252.881	252.859	252.451	252.560
Carbon and graphite products, including electrodes for electric arc furnaces.....		335991-0	06/85	249.992	252.881	252.859	252.451	252.560
Secondary products and miscellaneous receipts.....		335991-SM						
Miscellaneous receipts.....		335991-M	10/88	149.998	149.834	149.834	149.834	—
Miscellaneous electrical equipment mfg.....	335999		12/03	159.756	159.756	159.797	160.332	160.332
Primary products.....		335999-P	12/03	156.810	156.810	156.810	157.322	157.322
Rectifying apparatus.....		335999-3	12/85	218.926	218.926	218.926	218.926	218.926
All miscellaneous electrical equipment except rectifying apparatus.....		335999-4	06/08	139.648	139.648	139.648	140.163	140.163
Secondary products and miscellaneous receipts.....		335999-SM						
Transportation equipment manufacturing.....	336		12/03	141.890	141.951	141.940	142.015	142.341
Motor vehicle manufacturing.....	3361		12/03	125.327	125.169	124.928	124.813	124.997
Automobile and light truck manufacturing.....	33611		12/03	122.834	122.661	122.388	122.264	122.458
Automobile, light truck and utility vehicle mfg.....	336110		06/82	169.054	168.815	168.441	168.270	168.536
Primary products.....		336110-P	06/82	166.847	166.601	166.228	166.059	166.323
Passenger cars and chassis.....		336110-1	06/82	137.715	137.775	137.737	137.795	137.738
Trucks, truck tractors, & bus chassis 14,000 lb or less, incl. minivans & suvs.....		336110-2	06/82	198.987	198.608	198.077	197.812	198.216
Secondary products and miscellaneous receipts.....		336110-SM						
Heavy duty truck manufacturing.....	33612		12/03	162.433	162.468	162.650	162.650	162.707
Heavy duty truck mfg.....	336120		12/03	162.480	162.515	162.697	162.697	162.754
Primary products.....		336120-P	12/03	163.920	163.955	164.140	164.140	164.198
Trucks, truck tractors, and bus chassis (chassis of own manufacture) 14,001 to 33,000 lbs.....		336120-1	12/03	172.284	172.386	172.547	172.547	172.714
Secondary products and miscellaneous receipts.....		336120-SM						
Motor vehicle body and trailer manufacturing.....	3362		12/03	203.361	203.264	203.000	203.053	204.175
Motor vehicle body and trailer manufacturing.....	33621		12/03	203.720	203.624	203.359	203.412	204.536
Motor vehicle body mfg.....	336211		12/82	347.992	348.409	347.453	347.586	352.018
Primary products.....		336211-P	12/82	343.535	343.979	342.939	343.059	347.760
Other truck and vehicle bodies, sold separately.....		336211-5	12/08	156.003	156.370	155.398	155.426	159.225
Dump truck bodies, for sale separately.....		336211-5A	12/08	179.071	181.332	181.332	181.504	—
All other truck and vehicle bodies, sold separately.....		336211-5B	12/08	154.364	154.364	153.003	153.003	156.506
Buses and firefighting vehicles, complete, produced on purchased chassis.....		336211-7	12/08	130.847	130.847	131.144	131.441	131.441
Other trucks and vehicles, complete, produced on purchased chassis.....		336211-9	12/08	163.473	163.507	163.541	163.602	164.373
Other trucks and vehicles, complete, produced on purchased chassis, except upfitting trucks.....		336211-91	09/15	150.389	150.466	150.545	150.684	152.455
Secondary products and miscellaneous receipts.....		336211-SM						
Secondary products.....		336211-S	12/82	298.651	298.650	298.919	299.192	299.192
Truck trailer mfg.....	336212		12/79	368.183	366.843	366.671	366.410	367.826
Primary products.....		336212-P	12/79	366.254	364.911	364.737	364.455	365.876
Truck trailers and chassis, axle rating 10,000 lbs or more.....		336212-1	12/79	350.721	349.312	349.129	348.834	350.325
Truck trailers and chassis, axle rating less than 10,000 lbs.....		336212-3	11/84	486.295	486.295	486.295	486.295	486.295
Secondary products and miscellaneous receipts.....		336212-SM						
Secondary products.....		336212-S1	05/21	150.672	150.672	150.731	151.704	151.867
Motor home mfg.....	336213		06/84	218.315	218.672	218.672	218.672	218.672
Primary products.....		336213-P	06/84	214.230	214.585	214.585	214.585	214.585
Motor homes built on purchased chassis.....		336213-0	06/06	127.716	127.928	127.928	127.928	127.928
Secondary products and miscellaneous receipts.....		336213-SM1						
Travel trailer and camper mfg.....	336214		12/03	208.012	208.012	207.774	207.979	208.382
Primary products.....		336214-P	12/03	209.620	209.620	209.399	209.588	209.963
Travel trailers.....		336214-1	06/84	281.432	281.432	280.988	281.327	282.080
Conventional travel trailers.....		336214-19	12/11	170.155	170.155	169.949	170.042	170.765
Automobile and light truck trailers.....		336214-3	12/92	260.124	260.124	260.124	260.270	260.270
Camping trailers, campers, pick-up covers, and parts.....		336214-5	06/84	350.175	350.175	350.175	350.175	350.175
Other parts and components, excluding appliances and furnishings.....		336214-53	06/84	351.999	351.999	351.999	351.999	351.999
Truck campers, caps, box covers, and fold-down camping trailers.....		336214-56	06/14	146.737	146.737	146.737	146.737	146.737
Secondary products and miscellaneous receipts.....		336214-SM						
Secondary products.....		336214-S	06/84	248.459	248.420	248.415	248.652	248.692
Motor vehicle parts manufacturing.....	3363		12/03	128.234	128.384	128.257	128.362	128.606

See footnotes at end of table.

Table 11. Producer price indexes for net output of selected industries and their products, not seasonally adjusted — Continued
 [July 2024]

Title ¹	Industry code	Product code	Index base	Unadjusted index ²				
				Mar. 2024	Apr. 2024 ^P	May 2024 ^P	June 2024 ^P	July 2024 ^P
Motor vehicle gasoline engine and parts mfg.	33631		12/03	127.865	127.867	127.838	127.840	127.842
Motor vehicle gasoline engine and engine parts mfg.	336310		12/03	128.354	128.356	128.328	128.329	128.331
Primary products.		336310-P	12/03	128.090	128.088	128.046	128.043	128.051
Gasoline engines and engine parts (excluding carburetors).		336310-2	12/03	126.740	126.738	126.692	126.474	126.482
Carburetors, pistons, piston rings, and valves.		336310-3	12/82	205.020	205.020	205.020	208.733	208.733
Secondary products and miscellaneous receipts.		336310-SM						
Miscellaneous receipts.		336310-M1	09/18	121.247	121.247	121.247	121.247	121.247
Secondary products.		336310-S	12/11	116.766	116.832	117.086	117.170	117.073
Motor vehicle electric equipment.	33632		12/03	124.044	124.131	124.140	124.216	124.252
Motor vehicle electrical and electronic equipment mfg.	336320		12/03	123.572	123.659	123.668	123.743	123.779
Primary products.		336320-P	12/03	117.311	117.672	117.676	117.733	117.712
Vehicular lighting equipment.		336320-1	12/83	141.160	140.949	140.949	141.072	140.680
Other motor vehicle electrical and electronic equipment.		336320-2	12/03	116.852	117.357	117.362	117.406	117.467
Battery charging alternators, generators, and regulators.		336320-23	12/82	138.868	139.511	139.580	140.085	140.916
Parts for engine electrical and electronic equipment.		336320-2A	12/82	167.600	177.808	177.808	177.808	177.808
All other miscellaneous non-engine electrical and electronic equipment.		336320-2D	12/03	119.966	120.037	120.037	120.037	120.037
All other miscellaneous complete engine electrical equipment, including spark plugs.		336320-2U	12/82	133.623	133.640	133.640	133.640	133.640
Secondary products and miscellaneous receipts.		336320-SM						
Miscellaneous receipts.		336320-M	12/03	142.835	142.828	143.096	143.891	146.748
Secondary products.		336320-S	12/03	132.569	132.569	132.569	132.569	—
Motor vehicle steering and suspension parts.	33633		12/03	110.294	111.014	110.393	110.393	111.330
Motor vehicle steering and suspension components (except spring) manufacturing.	336330		12/03	110.086	110.804	110.185	110.185	111.120
Primary products.		336330-P	12/03	107.048	107.829	107.160	107.160	108.116
Motor vehicle steering and suspension components (excluding spring), new and rebuilt.		336330-0	12/99	106.852	107.632	106.965	106.965	107.919
Secondary and miscellaneous receipts.		336330-SM						
Motor vehicle brake system manufacturing.	33634		12/03	143.101	141.125	141.590	141.712	140.682
Motor vehicle brake system mfg.	336340		12/03	143.086	141.108	141.574	141.695	140.665
Primary products.		336340-P	12/03	144.326	142.225	142.720	142.849	141.753
Motor vehicle brake parts and assemblies, new.		336340-1	12/88	152.977	150.536	151.333	151.484	150.322
Motor vehicle drum brake assemblies and parts, new.		336340-1E	12/05	153.783	151.372	152.247	152.466	—
Motor vehicle disc brake assemblies and parts, new.		336340-1F	12/11	145.415	139.296	139.296	—	—
Other motor vehicle brake parts and assemblies, new.		336340-1G	12/99	125.890	126.059	127.114	127.281	126.845
Secondary products and miscellaneous receipts.		336340-SM						
Motor vehicle power train components mfg.	33635		12/03	137.667	137.895	137.834	138.241	138.135
Motor vehicle transmission and power train parts manufacturing.	336350		12/03	136.033	136.259	136.198	136.601	136.496
Primary products.		336350-P	12/03	130.314	130.534	130.484	130.854	130.780
Motor vehicle drive train components, excluding wheels and brakes, new.		336350-2	12/88	133.481	133.719	133.665	134.066	133.985
Motor vehicle transmissions (except auxiliary and parts), new.		336350-20	06/12	118.045	117.945	117.945	118.679	118.107
Parts for manual and automatic transmissions, new.		336350-23	12/88	129.979	129.961	130.007	130.041	131.058
Other motor vehicle drive train components, except wheels and brakes, new.		336350-25	12/99	100.053	100.887	100.700	100.700	100.563
Motor vehicle drive train components, rebuilt.		336350-3	12/03	152.582	152.582	152.582	152.595	152.595
Secondary products and miscellaneous receipts.		336350-SM						
Secondary products.		336350-S	12/03	141.309	141.307	140.551	142.495	140.025
Motor vehicle seating and interior trim mfg.	33636		12/03	114.569	114.808	114.096	114.073	114.292
Motor vehicle seating and interior trim mfg.	336360		12/03	114.501	114.737	114.024	113.999	114.216
Primary products.		336360-P	12/03	112.916	113.242	112.602	112.685	112.925
Automobile trimmings.		336360-1	12/03	93.921	94.458	93.216	93.216	93.652
Seats for public conveyance and aircraft.		336360-3	12/01	118.712	118.776	118.895	119.107	119.093
Secondary products and miscellaneous receipts.		336360-SM						
Secondary products.		336360-S	12/03	156.496	154.651	152.812	150.435	—
Motor vehicle metal stamping.	33637		12/03	130.558	130.946	130.385	130.378	130.648
Motor vehicle metal stamping.	336370		12/82	142.992	143.417	142.802	142.794	143.091
Primary products.		336370-P	12/82	133.948	134.382	133.772	133.772	134.031
Automotive job stampings (truck, bus, and passenger car).		336370-0	12/82	133.948	134.382	133.772	133.772	134.031
Secondary products and miscellaneous receipts.		336370-SM						
Secondary products.		336370-S	12/82	143.148	142.888	142.888	142.888	143.417
Other motor vehicle parts manufacturing.	33639		12/03	127.839	128.154	128.388	128.530	129.291
Other motor vehicle parts mfg.	336390		12/03	130.379	130.700	130.939	131.084	131.860
Primary products.		336390-P	12/03	127.911	128.241	128.486	128.633	129.372
Filters, new, internal combustion engines and motor vehicles.		336390-A	12/82	191.544	191.544	192.184	—	—
All other motor vehicle parts and accessories, including trailer hitches.		336390-8	12/03	118.166	118.167	118.320	118.312	119.296
Secondary products and miscellaneous receipts.		336390-SM						

See footnotes at end of table.

Table 11. Producer price indexes for net output of selected industries and their products, not seasonally adjusted — Continued
 [July 2024]

Title ¹	Industry code	Product code	Index base	Unadjusted index ²				
				Mar. 2024	Apr. 2024 ^P	May 2024 ^P	June 2024 ^P	July 2024 ^P
Other motor vehicle parts mfg - Continued								
Miscellaneous receipts.....		336390-M	12/11	—	115.422	—	—	—
Secondary products.....		336390-S	12/11	127.882	—	—	—	—
Aerospace product and parts manufacturing.....	3364		06/85	275.625	276.331	276.717	277.253	277.985
Aerospace product and parts manufacturing.....	33641		06/85	275.625	276.331	276.717	277.253	277.985
Aircraft mfg.....	336411		12/85	287.072	287.528	288.007	288.489	289.329
Primary products.....		336411-P	12/85	275.065	275.501	275.987	276.473	277.319
Civilian aircraft.....		336411-3	12/85	339.222	339.988	340.842	341.297	342.144
Military aircraft.....		336411-4	06/13	112.014	112.014	112.014	—	—
Secondary products and miscellaneous receipts.....		336411-SM						
Secondary products.....		336411-S	12/85	496.996	497.890	497.890	497.890	497.890
Aircraft engine and engine parts mfg.....	336412		12/85	269.001	269.226	269.412	269.943	270.458
Primary products.....		336412-P	12/85	264.334	264.815	265.225	265.794	266.258
Aeronautical services on aircraft engines.....		336412-5	12/85	294.701	294.701	294.701	294.701	294.701
Aircraft engine parts and accessories.....		336412-7	12/85	276.822	278.056	279.105	279.710	280.404
Parts and accessories for military aircraft engines.....		336412-75	12/11	126.925	127.056	128.441	128.441	128.816
Parts and accessories for civilian aircraft engines.....		336412-77	12/11	123.687	124.445	124.483	124.886	125.169
Secondary products and miscellaneous receipts.....		336412-SM						
Secondary products.....		336412-S	12/85	263.146	263.376	263.412	263.448	268.611
Other aircraft parts and equipment mfg.....	336413		06/85	207.969	210.503	210.515	211.342	211.630
Primary products.....		336413-P	06/85	202.625	205.194	205.207	206.031	206.334
Aircraft propellers and helicopter rotors.....		336413-1	12/91	222.284	223.594	223.594	223.698	224.097
Aircraft parts and auxiliary equipment.....		336413-7	06/85	194.501	197.110	197.123	197.984	198.273
Aircraft landing gear for civilian and military aircraft.....		336413-72	06/08	197.275	197.275	197.515	197.515	197.515
Other aircraft subassemblies and parts for military aircraft.....		336413-73	06/08	128.297	128.297	128.297	128.297	128.449
Other aircraft subassemblies and parts for civilian aircraft.....		336413-74	06/08	114.079	116.081	116.081	116.716	116.905
Secondary products and miscellaneous receipts.....		336413-SM						
Secondary products.....		336413-S	06/85	262.070	261.547	261.502	262.034	261.432
Railroad rolling stock manufacturing.....	3365		06/84	230.646	230.592	230.592	230.592	230.572
Railroad rolling stock manufacturing.....	33651		06/84	230.725	230.671	230.671	230.671	230.651
Railroad rolling stock mfg.....	336510		06/84	230.523	230.469	230.469	230.469	230.449
Primary products.....		336510-P	06/84	237.193	237.015	237.015	237.015	236.994
Street, subway, trolley, and rapid transit cars, and railway maintenance equipment and parts.....		336510-5	06/84	196.315	196.005	196.005	196.005	195.969
Railway maintenance of way equipment & parts, parts for all railcars, & other railway vehicles.....		336510-54	06/84	197.372	196.990	196.990	196.990	196.946
Secondary products and miscellaneous receipts.....		336510-SM						
Miscellaneous receipts.....		336510-M	06/84	170.608	170.608	170.608	170.608	170.608
Secondary products.....		336510-S1	12/11	113.983	113.983	113.983	113.983	113.983
Ship and boat building.....	3366		12/84	282.502	282.845	284.449	285.053	286.378
Ship and boat building.....	33661		12/84	282.514	282.856	284.460	285.064	286.389
Ship building and repairing.....	336611		12/85	249.389	249.650	251.496	251.929	252.113
Primary products.....		336611-P	12/85	238.310	238.564	240.355	240.775	240.955
Ship repair, nonmilitary.....		336611-A	12/85	347.457	347.457	357.143	357.609	357.609
Military self-propelled ships, new construction.....		336611-5	12/85	192.487	192.518	192.880	193.084	193.370
Ship repair, military.....		336611-8	12/85	208.565	209.606	210.959	210.959	210.959
Nonmilitary self-propelled ships, new construction.....		336611-9	12/85	425.071	425.071	425.071	429.835	429.835
Secondary products and miscellaneous receipts.....		336611-SM2						
Boat building.....	336612		12/81	382.690	383.294	384.030	385.174	390.193
Primary products.....		336612-P	12/81	381.563	382.174	382.920	384.044	389.117
Outboard motorboats, including commercial and military (except sailboats and lifeboats).....		336612-1	12/81	459.117	460.035	461.091	461.858	468.628
Outboard motorboats, wood or metal, incl. comm. and military (exc. sailboats and lifeboats).....		336612-11	06/11	175.546	176.422	176.596	176.771	177.559
Outboard motorboats, plastics/fiberglass, incl. comm. and mil. (exc. sailboats and lifeboats).....		336612-14	06/11	173.562	173.634	174.153	174.505	178.008
Inboard motorboats, including commercial and military (except sailboats and lifeboats).....		336612-3	12/81	373.515	376.383	376.383	376.383	385.624
Inboard cabin cruisers, including commercial and military (except sailboats and lifeboats).....		336612-31	06/11	154.889	155.132	155.132	155.132	157.921
Other inboard motorboats, including commercial and military (except sailboats and lifeboats).....		336612-32	06/11	152.888	156.092	156.092	156.092	162.114
Inboard-outdrive boats, including commercial and military (except sailboats and lifeboats).....		336612-5	12/81	297.358	295.806	296.121	301.810	301.810
All other inboard-outdrive boats, incl. comm. and military (except sailboats and lifeboats).....		336612-52	06/11	141.644	140.958	141.119	143.110	143.110
All other boats (excluding military and commercial).....		336612-8	12/81	306.281	306.281	306.281	306.281	306.281

See footnotes at end of table.

Table 11. Producer price indexes for net output of selected industries and their products, not seasonally adjusted — Continued
 [July 2024]

Title ¹	Industry code	Product code	Index base	Unadjusted index ²				
				Mar. 2024	Apr. 2024 ^P	May 2024 ^P	June 2024 ^P	July 2024 ^P
Boat building - Continued								
Secondary products and miscellaneous receipts.....		336612-SM						
Miscellaneous receipts.....		336612-M	12/88	341.350	341.350	341.350	341.350	342.526
Other transportation equipment manufacturing.....	3369		12/03	128.355	128.358	128.353	128.329	128.460
Other transportation equipment manufacturing.....	33699		12/03	128.355	128.358	128.353	128.329	128.460
Motorcycle, bicycle, and parts mfg.....	336991		12/84	164.130	164.139	164.230	164.261	164.660
Primary products.....		336991-P	12/84	169.558	169.569	169.655	169.691	170.106
Motorcycles, including three-wheel motorbikes, motorscooters, mopeds, and parts.....		336991-3	12/84	193.730	193.730	193.730	193.730	194.239
Bicycles, including parts (excluding children's 2-wheel sidewalk cycles).....		336991-4	12/84	161.107	161.175	161.710	161.930	162.170
Cycles, all types, tubular construction.....		336991-42	12/98	133.840	133.840	134.763	134.870	135.028
Parts for bicycles, unicycles, and adult tricycles.....		336991-45	12/84	168.229	168.366	168.366	168.683	168.982
Secondary products and miscellaneous receipts.....		336991-SM						
All other transportation equipment mfg.....	336999		12/03	129.291	129.290	129.226	129.168	129.172
Primary products.....		336999-P	12/03	127.354	127.354	127.289	127.230	127.234
All-terrain vehicles and parts.....		336999-4	06/08	118.007	118.006	118.007	118.007	118.046
All other miscellaneous transportation equipment.....		336999-6	06/08	118.782	118.782	118.782	118.689	118.674
Secondary products and miscellaneous receipts.....		336999-SM						
Secondary products.....		336999-S	12/03	175.003	175.003	175.003	175.003	175.003
Furniture & related product mfg.....	337		12/84	271.143	271.378	272.357	272.912	272.911
HH & institutional furniture & kitchen cabinet mfg.....	3371		12/84	256.041	256.007	256.795	257.325	257.095
Wood kitchen cabinet & countertop mfg.....	33711		12/03	160.641	160.641	160.641	161.329	160.602
Wood kitchen cabinet and countertop mfg.....	337110		06/84	271.235	271.235	271.235	272.395	271.170
Primary products.....		337110-P	12/03	160.616	160.616	160.616	161.352	160.575
Custom wood kitchen cabinets, bathroom vanities, and related cabinet sold directly to customers.....		337110-H	03/04	148.906	148.906	148.906	149.854	148.826
Stock wood kitchen cabinets and related cabinetwork for permanent installation. . .		337110-1	06/84	246.279	246.279	246.279	248.348	246.492
Secondary products and miscellaneous receipts.....		337110-SM						
Household & institutional furniture mfg.....	33712		12/03	180.060	180.023	180.882	181.035	181.233
Upholstered household furniture mfg.....	337121		06/82	266.442	266.572	269.241	269.859	269.859
Primary products.....		337121-P	06/82	255.924	256.057	258.364	258.994	258.994
Upholstered household furniture, excl. dual-purpose sleep furniture.....		337121-1	06/82	251.476	251.630	253.518	254.259	254.259
Upholstered household sofas, davenports, settees, and loveseats, except custom.....		337121-11	06/82	250.387	250.615	251.933	252.796	252.796
Upholstered household sectional sofa pieces, except custom.....		337121-12	12/87	209.035	209.005	211.186	211.206	211.206
Upholstered household rocking chairs, including swivel rockers, except custom.....		337121-13	06/82	222.265	223.167	223.167	223.167	223.167
Other upholstered household furniture, including custom sold at retail.....		337121-15	06/05	194.816	194.848	195.241	196.782	196.782
Dual-purpose sleep furniture incl. futon, conv. sofa, jackknife & chair beds, except custom.....		337121-4	06/89	284.913	284.924	289.675	289.675	289.675
Secondary products and miscellaneous receipts.....		337121-SM						
Nonupholstered wood household furniture mfg.....	337122		12/79	340.606	340.373	340.450	338.560	339.194
Primary products.....		337122-P	12/79	359.339	359.017	359.125	359.125	359.913
Wood dining room, kitchen, outdoor, and ready-to-assemble furniture, excl. cabinets and custom.....		337122-G	12/22	103.044	103.044	104.412	104.412	104.962
Wood household den, family room, library, and living room furniture, except custom.....		337122-1	12/79	357.900	357.900	363.357	363.357	363.357
Wood bedroom furniture, including infants' and children's, except custom.....		337122-8	12/79	349.746	348.864	342.438	342.438	342.837
Secondary products and miscellaneous receipts.....		337122-SM						
Secondary products.....		337122-S	12/79	282.311	282.325	282.310	282.150	282.741
Household furniture (except wood and upholstered) mfg.....	337126		06/84	254.780	256.077	254.814	255.188	256.242
Primary products.....		337126-P	06/84	246.255	246.489	246.321	246.321	247.480
Metal dining room and kitchen furniture, incl. padded and plain chairs and stools..		337126-1	06/84	203.368	206.831	204.344	204.344	203.352
Metal outdoor and casual furniture, incl. beach, lawn, garden and porch.....		337126-3	06/84	359.169	359.169	359.169	359.169	366.035
Secondary products and miscellaneous receipts.....		337126-SM						
Secondary products.....		337126-S	06/84	296.932	308.242	296.658	302.082	301.951
Institutional furniture mfg.....	337127		12/03	212.532	211.562	211.780	212.018	212.306
Primary products.....		337127-P	12/03	214.845	213.850	214.077	214.344	214.615
Other institutional furniture.....		337127-B	12/11	158.835	159.141	158.660	159.313	159.861
School furniture (except stone and concrete), excl. library furniture.....		337127-1	12/84	387.995	384.447	384.447	384.447	384.447
Public building and related furniture, excl. bar, bowling, cafeteria, restaurant and school.....		337127-5	12/84	317.216	317.531	319.250	319.250	319.437
Public furniture (bar, bowling center, cafeteria, and restaurant).....		337127-8	12/03	201.745	196.282	196.282	196.282	196.282
Secondary products and miscellaneous receipts.....		337127-SM						
Miscellaneous receipts.....		337127-M	12/03	206.460	206.460	206.460	206.460	—
Secondary products.....		337127-S	12/03	179.228	178.516	178.539	177.867	178.977

See footnotes at end of table.

Table 11. Producer price indexes for net output of selected industries and their products, not seasonally adjusted — Continued
 [July 2024]

Title ¹	Industry code	Product code	Index base	Unadjusted index ²				
				Mar. 2024	Apr. 2024 ^P	May 2024 ^P	June 2024 ^P	July 2024 ^P
Office furniture (including fixtures) mfg.	3372		12/03	203.630	203.480	204.151	204.625	204.629
Office furniture (including fixtures) mfg.	33721		12/03	203.630	203.481	204.151	204.626	204.629
Wood office furniture mfg.	337211		06/85	278.355	278.355	278.903	278.900	278.907
Primary products.		337211-P	06/85	273.286	273.286	273.870	273.870	273.870
Wood office furniture panel systems, desking systems, and other wood office furniture.		337211-A	06/98	159.284	159.284	159.284	159.284	159.284
Wood office seating, including upholstered.		337211-1	06/98	196.471	196.471	196.807	196.807	196.807
Wood office desks and desk extensions.		337211-4	06/85	328.816	328.816	330.123	330.123	330.123
Wood office files, storage units, and tables.		337211-7	06/98	192.979	192.979	193.387	193.387	193.387
Secondary products and miscellaneous receipts.		337211-SM						
Secondary products.		337211-S	06/85	282.794	282.794	282.901	282.872	282.947
Custom architectural woodwork and millwork.	337212		12/03	181.383	181.383	183.536	184.261	185.571
Primary products.		337212-P	12/03	177.415	177.415	179.596	180.335	181.674
Custom architectural woodwork, millwork, and fixtures.		337212-0	12/03	177.415	177.415	179.596	180.335	181.674
Secondary products and miscellaneous receipts.		337212-SM						
Office furniture, except wood, mfg.	337214		12/79	420.626	421.794	420.907	420.164	423.175
Primary products.		337214-P	12/79	421.649	422.838	421.936	421.178	424.243
Office furniture, other types, except wood, including panel systems.		337214-A	12/79	497.433	504.782	505.743	498.472	505.425
Office seating, including upholstered, except wood.		337214-1	12/79	300.621	300.726	300.723	300.723	300.723
Office desk and desk extensions, except wood.		337214-4	12/79	509.437	510.823	511.050	510.702	511.605
Office files, storage units, and tables, except wood.		337214-7	06/95	230.577	227.792	225.174	228.850	230.519
Secondary products and miscellaneous receipts.		337214-SM						
Showcases, partitions, shelving, and lockers mfg.	337215		12/03	218.282	216.988	217.222	218.589	215.064
Primary products.		337215-P	12/03	194.382	193.032	193.270	194.898	191.508
Bookstacks and other shelving, except wood.		337215-A2	06/06	164.251	158.897	158.846	156.761	158.508
Storage racks and accessories, except wood.		337215-E	12/83	256.304	251.393	251.393	251.393	248.448
Fixtures (bank, office, and store), except wood.		337215-G	12/83	361.806	363.348	363.348	363.348	336.797
Secondary products and miscellaneous receipts.		337215-SM						
Other furniture related product mfg.	3379		12/03	176.383	177.836	178.923	179.247	179.515
Mattress mfg.	33791		12/03	175.649	177.647	177.734	178.181	178.549
Mattress mfg.	337910		06/83	246.103	248.904	249.025	249.652	250.168
Primary products.		337910-P	06/83	243.982	246.810	246.932	247.565	248.086
Mattress and foundation sets.		337910-E	12/03	136.632	137.312	137.312	137.000	137.000
Innerspring mattresses, excluding crib-size.		337910-1	01/04	201.226	204.528	204.586	205.893	207.391
Other mattresses, including crib, foam, waterbed mattresses and mattress inserts.		337910-4	06/83	246.326	251.187	251.234	252.941	252.941
Foundations, excl. innerspring units, hybrid-type flotation, ensembles, and adjustable units.		337910-7	12/03	197.932	197.932	198.720	197.719	196.452
Secondary products and miscellaneous receipts.		337910-SM						
Blind & shade mfg.	33792		12/03	195.081	195.081	199.184	199.184	199.184
Blind and shade mfg.	337920		06/84	296.157	296.157	302.386	302.386	302.386
Primary products.		337920-P	06/84	311.775	311.775	318.461	318.461	318.461
Other blinds and shades, including curtain and drapery fixtures, poles and rods. ...		337920-8	06/84	229.468	229.468	233.691	233.691	233.691
Secondary products and miscellaneous receipts.		337920-SM						
Miscellaneous mfg.	339		12/03	148.180	148.720	149.425	149.511	150.078
Medical equipment & supplies mfg.	3391		12/03	134.674	135.223	135.518	135.813	135.849
Medical equipment & supplies mfg.	33911		12/03	134.676	135.225	135.520	135.815	135.851
Surgical and medical instrument mfg.	339112		06/82	154.200	154.208	154.223	154.681	154.732
Primary products.		339112-P	06/82	155.495	155.504	155.520	155.991	156.045
Surgical and medical instruments.		339112-0	06/82	149.015	149.023	149.039	149.490	149.542
Surgical and orthopedic instruments.		339112-01	06/12	117.256	117.277	117.252	117.254	117.254
Surgical and medical catheters.		339112-05	06/82	120.188	120.188	120.384	120.384	120.760
Other surgical and medical apparatus and instruments, excluding parts.		339112-06	06/12	107.129	107.129	107.129	108.155	108.155
Parts for surgical and medical apparatus and instruments.		339112-09	06/12	114.901	114.901	114.870	114.866	114.866
Secondary products and miscellaneous receipts.		339112-SM						
Secondary products.		339112-S	10/82	127.852	127.852	127.845	127.845	127.835
Surgical appliance and supplies mfg.	339113		06/83	240.167	242.713	244.059	244.447	244.516
Primary products.		339113-P	06/83	245.832	248.481	249.991	250.414	250.425
Medical and surgical appliances and supplies, incl. orthopedic, prosthetic, and therapeutic.		339113-2	06/83	231.944	234.026	235.297	235.348	234.804
Other orthopedic and prosthetic appliances.		339113-22	12/03	99.908	100.035	99.931	99.934	99.775
Other medical and surgical appliances and supplies.		339113-27	12/03	144.474	146.104	146.487	146.646	146.587
Hospital beds and specialized hospital furniture.		339113-4	12/11	144.179	149.003	151.021	153.108	154.100
Personal industrial and nonindustrial safety equipment and clothing.		339113-6	06/83	301.081	302.960	304.383	304.863	307.188
Secondary products and miscellaneous receipts.		339113-SM						

See footnotes at end of table.

Table 11. Producer price indexes for net output of selected industries and their products, not seasonally adjusted — Continued
 [July 2024]

Title ¹	Industry code	Product code	Index base	Unadjusted index ²				
				Mar. 2024	Apr. 2024 ^P	May 2024 ^P	June 2024 ^P	July 2024 ^P
Surgical appliance and supplies mfg - Continued								
Secondary products.....		339113-S	06/83	171.929	173.965	173.953	174.065	174.107
Dental equipment and supplies mfg.....	339114		06/85	478.145	478.137	478.225	479.637	479.631
Primary products.....		339114-P	06/85	456.129	456.418	456.788	457.950	458.168
Dental professional equipment and supplies.....		339114-1	06/97	210.053	210.109	210.236	210.661	210.701
Professional dental equipment.....		339114-11	06/85	337.239	337.270	337.326	338.403	338.407
Professional dental supplies.....		339114-12	06/85	305.899	306.089	306.541	306.441	306.610
Secondary products and miscellaneous receipts.....		339114-SM						
Miscellaneous receipts.....		339114-M	06/85	322.661	319.716	316.940	319.261	317.599
Ophthalmic goods mfg.....	339115		12/83	188.114	188.114	188.114	188.114	188.114
Primary products.....		339115-P	12/83	185.016	185.016	185.016	185.016	185.016
Ophthalmic fronts, temples, and focal and contact lenses.....		339115-9	12/11	—	—	—	132.040	132.040
Secondary products and miscellaneous receipts.....		339115-SM						
Other miscellaneous mfg.....	3399		12/85	223.174	223.874	225.613	225.318	227.112
Jewelry & silverware mfg.....	33991		12/85	269.386	273.760	275.047	273.856	276.940
Jewelry and silverware mfg.....	339910		12/11	127.046	129.109	129.716	129.154	130.609
Primary products.....		339910-P	12/11	127.118	129.214	129.833	129.262	130.738
Jewelry, gold and platinum.....		339910-1	12/85	278.886	285.429	288.360	284.210	287.152
Costume jewelry and novelties.....		339910-4	12/03	167.182	167.182	165.389	169.036	169.036
All other jewelry and personal goods (excluding costume).....		339910-8	12/11	121.742	123.667	124.272	124.222	124.983
Secondary products and miscellaneous receipts.....		339910-SM						
Miscellaneous receipts.....		339910-M	12/11	134.902	135.398	135.395	135.228	135.595
Sporting & athletic goods mfg.....	33992		12/03	142.763	142.763	142.763	142.763	142.763
Sporting and athletic goods mfg.....	339920		12/85	174.830	174.830	174.830	174.830	174.830
Primary products.....		339920-P	12/85	170.681	170.681	170.681	170.681	170.681
Other sporting and athletic goods.....		339920-A	12/85	180.444	180.444	180.444	180.444	180.444
Golf equipment, excluding apparel and shoes.....		339920-4	12/85	84.452	84.452	84.452	84.452	—
Playground equipment.....		339920-5	06/92	466.270	466.270	466.270	466.270	466.270
Gymnasium and exercise equipment.....		339920-7	06/92	154.297	154.297	154.297	154.297	154.297
Secondary products and miscellaneous receipts.....		339920-SM						
Secondary products.....		339920-S	12/85	261.847	261.847	261.847	261.847	261.847
Doll, toy & game mfg.....	33993		12/03	157.435	157.431	157.431	157.431	157.431
Doll, toy, and game mfg.....	339930		06/85	190.071	190.066	190.066	190.066	190.066
Primary products.....		339930-P	06/85	188.817	188.811	188.811	188.811	188.811
Models (operating & static), craft kits/supply, natural science kits, & collectors' miniatures.....		339930-6	06/85	283.228	282.581	282.581	282.581	282.581
Other nonelectronic toys, including parts.....		339930-8	06/85	196.723	196.723	196.723	196.723	196.723
Secondary products and miscellaneous receipts.....		339930-SM						
Office supplies (exc paper) mfg.....	33994		12/85	194.150	195.427	195.422	194.268	195.315
Office supplies, except paper, mfg.....	339940		12/11	132.850	133.724	133.720	132.931	133.648
Primary products.....		339940-P	12/11	128.542	129.448	129.444	128.625	129.369
Lead pencils, art goods, office supplies & small office equipment, excluding paper.....		339940-2	12/03	151.631	151.631	151.631	151.631	151.631
Marking devices.....		339940-3	12/85	190.671	191.230	191.230	191.230	191.230
Secondary products and miscellaneous receipts.....		339940-SM						
Miscellaneous receipts.....		339940-M	12/11	156.586	156.586	156.586	156.586	156.586
Secondary Products.....		339940-S	12/11	158.802	158.802	158.802	158.802	158.802
Sign mfg.....	33995		12/03	170.064	170.391	173.530	172.872	173.449
Sign mfg.....	339950		12/85	247.179	247.655	252.217	251.261	252.098
Primary products.....		339950-P	12/85	246.558	247.076	252.067	251.046	251.955
Nonelectric signs and displays, including trade show exhibits.....		339950-4	12/85	295.828	296.955	300.536	298.310	300.292
Secondary products and miscellaneous receipts.....		339950-SM						
All other misc mfg.....	33999		12/03	165.515	165.723	166.866	166.999	169.227
Gasket, packing, and sealing device mfg.....	339991		12/85	237.129	237.125	240.164	240.166	240.799
Primary products.....		339991-P	12/85	245.266	245.266	248.557	248.557	249.266
Molded packing and seals.....		339991-2	06/07	149.663	149.663	149.663	149.663	149.875
Nonmetallic gaskets and gasketing.....		339991-3	12/85	276.844	276.844	276.972	276.972	279.154
Metallic gaskets and machined seals.....		339991-7	12/85	289.428	289.428	304.179	304.179	304.179
Rotary oil seals.....		339991-9	12/90	193.757	193.757	193.757	193.757	193.757
Secondary products and miscellaneous receipts.....		339991-SM						
Miscellaneous receipts.....		339991-M	06/97	147.056	147.056	148.496	148.496	148.496
Musical instrument mfg.....	339992		06/85	287.345	291.555	293.567	293.748	293.748
Primary products.....		339992-P	06/85	288.161	292.403	294.431	294.613	294.613

See footnotes at end of table.

Table 11. Producer price indexes for net output of selected industries and their products, not seasonally adjusted — Continued
[July 2024]

Title ¹	Industry code	Product code	Index base	Unadjusted index ²				
				Mar. 2024	Apr. 2024 ^P	May 2024 ^P	June 2024 ^P	July 2024 ^P
Musical instrument mfg - Continued								
Nonelectronic pianos, organs, and nonelectronic pianos and organ parts, excluding benches.....		339992-A	12/09	167.248	167.248	176.781	176.781	—
Other musical instruments and parts.....		339992-7	06/85	274.868	279.484	279.484	279.680	279.680
Other electronic musical instruments, excluding electronic organs.....		339992-71	12/09	152.827	157.727	157.727	157.950	157.950
Other nonelectronic musical instruments.....		339992-72	06/99	157.070	157.872	157.872	157.872	157.872
Parts and accessories for other musical instruments, sold separately, excl. benches & cases.....		339992-73	06/85	223.796	223.796	223.796	223.796	223.796
Secondary products and miscellaneous receipts.....		339992-SM						
Miscellaneous receipts.....		339992-M	06/85	289.817	289.817	289.817	289.817	289.817
Fastener, button, needle, and pin mfg.....	339993		12/85	252.829	252.829	252.829	252.829	252.829
Primary products.....		339993-P	12/85	259.012	259.012	259.012	259.012	259.012
Fasteners, zippers, buttons, needles, pins, and buckles (except precious metal) ...		339993-0	12/85	259.012	259.012	259.012	259.012	259.012
Secondary products and miscellaneous receipts.....		339993-SM						
Broom, brush, and mop mfg.....	339994		12/85	217.823	217.986	217.986	218.080	222.020
Primary products.....		339994-P	12/85	220.084	220.252	220.252	220.350	224.430
Brooms, mops and dusters.....		339994-1	12/85	260.376	260.376	260.376	260.376	260.376
Brooms.....		339994-11	06/07	159.624	159.624	159.624	159.624	159.624
Mops and dusters, including refills.....		339994-13	06/07	142.316	142.316	142.316	142.316	142.316
Paint and varnish brushes, paint holders, pads, roller frames and rollers.....		339994-3	12/85	187.292	187.292	187.292	187.292	187.292
Paint and varnish brushes.....		339994-31	06/07	137.107	137.107	137.107	137.107	137.107
Paint holders, pads, roller frames and rollers.....		339994-32	06/07	113.484	113.484	113.484	113.484	113.484
Other types of brushes.....		339994-5	12/85	223.700	224.004	224.004	224.182	231.559
Personal brushes.....		339994-51	06/07	107.537	—	—	—	—
All other types of brushes, except personal.....		339994-52	06/07	172.556	172.556	172.556	172.779	182.064
Secondary and miscellaneous receipts.....		339994-SM						
Burial casket mfg.....	339995		12/84	476.969	477.531	477.531	477.531	477.531
Primary products.....		339995-P	12/84	477.500	478.075	478.075	478.075	478.075
Metal burial caskets and coffins, completely lined and trimmed, adult sizes only. ...		339995-1	12/84	484.177	485.210	485.210	—	—
Wood burial caskets and coffins, completely lined and trimmed, adult sizes only. ...		339995-4	12/84	—	—	—	543.908	543.908
Other burial caskets and coffins, including burial boxes and vaults (except concrete and stone).....		339995-5	12/84	—	—	—	374.373	374.373
Secondary products and miscellaneous receipts.....		339995-SM						
All other miscellaneous mfg.....	339999		12/85	212.169	212.176	213.434	213.738	218.417
Primary products.....		339999-P	12/85	224.012	224.012	225.433	225.774	231.026
Mirror and picture frames and framed pictures.....		339999-E	06/84	262.001	262.001	262.001	262.001	262.001
All other miscellaneous fabricated products, incl. fire extinguishers and umbrellas.....		339999-L	12/85	269.566	269.566	272.002	272.586	281.589
Candles, including tapers.....		339999-5	12/85	210.737	210.737	210.737	210.737	210.737
Secondary products and miscellaneous receipts.....		339999-SM						
Secondary products.....		339999-S	12/85	175.020	175.171	175.171	175.196	175.580
Services industries								
Merchant wholesalers, durable goods.....	423		06/04	205.563	207.510	207.137	205.774	205.686
Motor vehicle and parts merchant wholesalers.....	4231		05/19	150.271	153.734	150.839	155.898	154.632
Motor vehicle and parts merchant wholesalers.....	42310		05/19	150.282	153.744	150.843	155.904	154.631
Motor vehicle and parts merchant wholesalers.....	423100		05/19	150.247	153.711	150.822	155.880	154.618
Primary services.....		423100-P	02/09	191.554	196.249	193.346	199.618	198.809
Motor vehicle and parts wholesaler services.....		423100-1	02/09	191.554	196.249	193.346	199.618	198.809
Other receipts.....		423100-SM	05/19	172.174	170.302	150.538	159.650	142.876
Furniture and home furnishing merchant wholesalers.....	4232		05/19	133.419	143.516	141.026	129.607	129.607
Furniture and home furnishing merchant wholesalers.....	42320		05/19	133.419	143.516	141.026	129.607	129.607
Furniture and home furnishing merchant wholesalers.....	423200		05/19	133.441	143.535	141.045	129.629	129.629
Primary services.....		423200-P	02/09	146.182	157.288	154.549	141.989	141.989
Furniture and home furnishing wholesaler services.....		423200-1	02/09	146.182	157.288	154.549	141.989	141.989
Lumber and other construction materials merchant wholesalers.....	4233		05/19	134.881	135.234	133.486	138.265	137.035
Lumber and other construction materials merchant wholesalers.....	42330		05/19	134.881	135.234	133.486	138.265	137.035
Lumber and other construction materials merchant wholesalers.....	423300		05/19	134.958	135.310	133.595	138.354	137.140
Primary services.....		423300-P	02/09	143.451	143.834	141.935	147.112	145.735
Lumber and other construction material wholesaler services.....		423300-1	02/09	143.451	143.834	141.935	147.112	145.735
Other receipts.....		423300-SM	05/19	150.564	150.564	152.058	152.071	154.574
Professional and commercial equipment and supplies merchant wholesalers.....	4234		05/19	121.269	124.533	125.644	117.622	118.377
Professional and commercial equipment and supplies merchant wholesalers.....	42340		05/19	121.269	124.533	125.644	117.622	118.377
Professional and commercial equipment and supplies merchant wholesalers.....	423400		05/19	121.546	124.802	125.915	117.904	118.657

See footnotes at end of table.

Table 11. Producer price indexes for net output of selected industries and their products, not seasonally adjusted — Continued
 [July 2024]

Title ¹	Industry code	Product code	Index base	Unadjusted index ²				
				Mar. 2024	Apr. 2024 ^P	May 2024 ^P	June 2024 ^P	July 2024 ^P
Professional and commercial equipment and supplies merchant wholesalers - Continued								
Primary services.....		423400-P	02/09	146.945	151.705	153.103	141.835	142.895
Professional and commercial equipment and supplies wholesaler services.....		423400-1	02/09	146.945	151.705	153.103	141.835	142.895
Wholesaling of new and used computer equipment.....		423400-11	02/09	149.771	162.459	171.141	137.219	137.217
Wholesaling of surgical, medical, dental, and hospital equipment and supplies.....		423400-12	02/09	138.640	138.059	135.468	138.990	140.827
Wholesaling of other professional equipment and supplies and all other goods.....		423400-13	06/13	174.218	174.614	169.451	169.035	170.504
Other receipts.....		423400-SM	05/19	118.312	117.361	118.178	118.169	118.169
Metal and mineral (except petroleum) merchant wholesalers.....	4235		05/19	149.819	137.708	133.593	128.446	128.849
Metal and mineral (except petroleum) merchant wholesalers.....	42350		05/19	149.819	137.708	133.593	128.446	128.849
Metal and mineral (except petroleum) merchant wholesalers.....	423500		05/19	149.874	137.732	133.619	128.468	128.875
Primary services.....		423500-P	02/09	217.086	199.090	193.166	185.672	186.330
Metals and minerals wholesaler services.....		423500-1	02/09	217.086	199.090	193.166	185.672	186.330
Household appliances and electrical and electronic goods merchant wholesalers.....	4236		05/19	159.596	162.887	163.099	159.084	161.572
Household appliances and electrical and electronic goods merchant wholesalers.....	42360		05/19	159.596	162.887	163.099	159.084	161.572
Household appliances and electrical and electronic goods merchant wholesalers.....	423600		05/19	159.586	162.883	163.095	159.073	161.566
Primary services.....		423600-P	02/09	171.531	175.780	176.158	170.938	174.173
Household appliances, electrical, and electronics wholesaler services.....		423600-1	02/09	171.531	175.780	176.158	170.938	174.173
Wholesaling of household appliances and electrical and electronic goods.....		423600-11	02/09	170.980	175.115	175.509	169.987	173.303
Wholesaling of all other goods, except appliances and electrical and electronic goods.....		423600-12	05/19	136.965	142.823	142.730	146.073	146.498
Hardware, plumbing and heating equipment and supplies merchant wholesalers.....	4237		05/19	121.427	121.246	126.877	130.086	125.581
Hardware, plumbing and heating equipment and supplies merchant wholesalers.....	42370		05/19	121.427	121.246	126.877	130.086	125.581
Hardware, plumbing, and heating equipment and supplies merchant wholesalers.....	423700		05/19	120.735	120.555	126.153	129.343	124.865
Primary services.....		423700-P	02/09	139.159	138.948	145.420	149.107	143.930
Hardware, plumbing, and heating equipment and supplies wholesaler services.....		423700-1	02/09	139.159	138.948	145.420	149.107	143.930
Wholesaling of hardware, plumbing, heating, and cooling equipment and supplies.....		423700-11	05/19	137.339	137.024	145.532	149.663	143.599
Wholesaling of all other goods.....		423700-12	05/19	124.100	124.470	119.116	119.852	120.182
Machinery, equipment, and supplies merchant wholesalers.....	4238		05/19	136.520	135.055	136.559	136.112	136.708
Machinery, equipment, and supplies merchant wholesalers.....	42380		05/19	136.520	135.055	136.559	136.112	136.708
Machinery and supply merchant wholesalers.....	423800		05/19	136.905	135.419	136.914	136.462	137.065
Primary services.....		423800-P	02/09	214.162	211.247	213.217	212.381	213.504
Machinery and supply wholesaler services.....		423800-1	02/09	214.162	211.247	213.217	212.381	213.504
Wholesaling of machinery and equipment.....		423800-11	05/19	137.072	130.605	131.938	130.187	130.859
Wholesaling of parts, supplies, and all other goods.....		423800-12	05/19	146.786	151.905	153.143	154.232	155.070
Other receipts.....		423800-SM	05/19	117.938	118.274	120.579	120.566	120.558
Miscellaneous durable goods merchant wholesalers (except materials recyclers).....	4239		05/19	137.021	138.786	141.493	148.148	144.957
Miscellaneous durable goods merchant wholesalers (except materials recyclers).....	42390		05/19	137.021	138.786	141.493	148.148	144.957
Miscellaneous durable goods, except recyclable material, merchant wholesalers.....	423900		05/19	136.761	138.519	141.215	147.851	144.676
Primary services.....		423900-P	02/09	114.408	115.910	118.213	123.810	121.073
Miscellaneous durable goods wholesaler services.....		423900-1	02/09	114.408	115.910	118.213	123.810	121.073
Merchant wholesalers, nondurable goods.....	424		06/05	209.909	209.613	212.476	215.370	212.905
Paper and paper product merchant wholesalers.....	4241		01/21	157.032	157.989	157.539	155.664	155.246
Paper and paper product merchant wholesalers.....	42410		01/21	157.032	157.989	157.539	155.664	155.246
Paper and paper product merchant wholesalers.....	424100		01/21	156.854	157.814	157.362	155.482	155.063
Primary services.....		424100-P	02/09	201.143	202.400	201.808	199.346	198.796
Paper wholesaler services.....		424100-1	02/09	201.143	202.400	201.808	199.346	198.796
Wholesaling of paper and paper products.....		424100-11	02/09	199.888	200.447	199.450	196.451	195.824
Wholesaling of all other goods, except paper and paper products.....		424100-12	01/21	163.752	169.270	171.454	173.086	173.172
Drugs and druggists' sundries merchant wholesalers.....	4242		01/21	110.355	111.165	115.100	113.367	114.583
Drugs and druggists' sundries merchant wholesalers.....	42420		01/21	110.355	111.165	115.100	113.367	114.583
Drugs and druggists' sundries merchant wholesalers.....	424200		01/21	110.355	111.165	115.100	113.367	114.583
Primary products.....		424200-P	02/09	162.013	163.203	168.979	166.436	168.221
Wholesaling of pharmaceuticals.....		424200-1	02/09	163.834	165.028	171.804	168.669	174.783
Wholesaling of all other goods, except pharmaceuticals.....		424200-2	01/21	98.349	99.079	101.801	100.720	98.263
Apparel and piece goods merchant wholesalers.....	4243		01/21	102.555	96.937	97.673	98.696	97.068
Apparel and piece goods merchant wholesalers.....	42430		01/21	102.555	96.937	97.673	98.696	97.068
Apparel and piece goods merchant wholesalers.....	424300		01/21	102.555	96.936	97.672	98.696	97.068
Primary services.....		424300-P	02/09	126.760	119.804	120.715	121.983	119.968

See footnotes at end of table.

Table 11. Producer price indexes for net output of selected industries and their products, not seasonally adjusted — Continued
 [July 2024]

Title ¹	Industry code	Product code	Index base	Unadjusted index ²				
				Mar. 2024	Apr. 2024 ^P	May 2024 ^P	June 2024 ^P	July 2024 ^P
Apparel and piece goods merchant wholesalers - Continued								
Apparel wholesaler services.....		424300-1	02/09	126.760	119.804	120.715	121.983	119.968
Wholesaling of apparel.....		424300-11	02/09	133.494	126.233	127.381	129.825	127.743
Wholesaling of footwear, accessories, and all other goods, except apparel.....		424300-12	01/21	95.025	89.671	89.955	88.593	87.000
Grocery and related product merchant wholesalers.....	4244		01/21	135.294	137.835	136.923	139.502	138.720
Grocery and related product merchant wholesalers.....	42440		01/21	135.294	137.835	136.923	139.502	138.720
Grocery and related product merchant wholesalers.....	424400		01/21	135.299	137.841	136.929	139.509	138.727
Primary services.....		424400-P	02/09	147.342	150.117	149.120	151.950	151.093
Grocery and related product wholesaler services.....		424400-1	02/09	147.342	150.117	149.120	151.950	151.093
Wholesaling of fresh meat, seafood, dairy, and fruits and vegetables.....		424400-11	06/13	134.626	131.476	133.368	133.196	138.805
Wholesaling of packaged frozen and canned foods.....		424400-12	06/13	183.542	183.289	180.107	177.960	176.491
Wholesaling of baked goods, non-alcoholic beverages, and all other groceries.....		424400-13	06/13	165.712	177.816	174.568	184.878	178.218
Wholesaling of all other goods, except groceries.....		424400-14	01/21	229.627	227.000	229.133	229.236	228.801
Farm product raw material merchant wholesalers.....	4245		01/21	91.257	95.190	98.416	112.467	95.077
Farm product raw material merchant wholesalers.....	42450		01/21	91.257	95.190	98.416	112.467	95.077
Farm product raw material merchant wholesalers.....	424500		01/21	91.257	95.190	98.416	112.467	95.077
Primary services.....		424500-P	01/21	89.955	94.083	97.467	112.986	94.631
Farm product raw material wholesaler services.....		424500-1	01/21	89.955	94.083	97.467	112.986	94.631
Wholesaling of grain and field beans.....		424500-11	01/21	72.933	76.782	82.057	105.545	—
Wholesaling of all other goods.....		424500-13	12/22	105.026	109.003	108.714	109.992	101.878
Chemicals and allied products merchant wholesalers.....	4246		01/21	122.978	119.830	118.400	119.253	120.512
Chemicals and allied products merchant wholesalers.....	42460		01/21	122.978	119.830	118.400	119.253	120.512
Chemicals and allied products merchant wholesalers.....	424600		01/21	122.979	119.829	118.396	119.266	120.518
Primary services.....		424600-P	02/09	141.545	137.839	136.112	137.616	138.879
Wholesaling of chemicals, plastics, and allied products.....		424600-1	02/09	143.148	138.571	136.466	138.874	140.402
Wholesaling of all other goods, except chemicals, plastics, and allied products.....		424600-2	01/21	126.603	126.827	126.817	124.173	124.173
Petroleum and petroleum products merchant wholesalers.....	4247		01/21	134.573	131.098	133.466	136.114	132.244
Petroleum and petroleum products merchant wholesalers.....	42470		01/21	134.573	131.098	133.466	136.114	132.244
Petroleum and petroleum products merchant wholesalers.....	424700		01/21	134.571	131.099	133.468	136.113	132.249
Primary services.....		424700-P	02/09	164.118	159.839	162.716	165.977	161.188
Wholesaling of petroleum products.....		424700-1	02/09	164.999	160.684	163.814	167.122	162.139
Wholesaling of all other goods, except petroleum products.....		424700-2	01/21	110.109	107.634	102.882	104.301	105.508
Other receipts.....		424700-SM	01/21	131.052	131.962	135.424	134.617	138.173
Beer, wine, and distilled alcoholic beverage merchant wholesalers.....	4248		01/21	129.006	129.003	128.046	127.632	127.714
Beer, wine, and distilled alcoholic beverage merchant wholesalers.....	42480		01/21	129.006	129.003	128.046	127.632	127.714
Beer, wine, and distilled alcoholic beverage merchant wholesalers.....	424800		01/21	129.006	129.003	128.046	127.632	127.714
Primary services.....		424800-P	02/09	162.916	162.907	161.699	161.176	161.280
Alcoholic beverage wholesaler services.....		424800-1	02/09	162.916	162.907	161.699	161.176	161.280
Wholesaling of beer, wine, and distilled alcoholic beverages.....		424800-11	02/09	163.559	163.462	162.237	161.712	161.802
Wholesaling of all other goods, except alcoholic beverages.....		424800-12	01/21	110.469	113.075	112.598	112.234	112.741
Miscellaneous nondurable goods merchant wholesalers.....	4249		01/21	153.809	154.411	160.868	165.220	165.129
Miscellaneous nondurable goods merchant wholesalers.....	42490		01/21	153.809	154.411	160.868	165.220	165.129
Miscellaneous nondurable goods merchant wholesalers.....	424900		01/21	153.811	154.413	160.869	165.221	165.130
Primary services.....		424900-P	02/09	220.996	221.872	231.266	237.598	237.466
Miscellaneous nondurable good wholesaler services.....		424900-1	02/09	220.996	221.872	231.266	237.598	237.466
Material recyclers.....	429930		12/86	420.467	416.973	419.960	410.349	421.215
Primary products.....		429930-P	12/86	423.358	419.018	422.374	411.295	419.489
Ferrous metal scrap.....		429930-1	12/86	485.700	476.417	474.868	457.447	470.762
Carbon steel scrap.....		429930-11	12/86	506.012	494.292	491.611	473.724	490.124
Heavy melting scrap.....		429930-111	12/86	539.327	524.199	517.251	498.258	498.258
Carbon steel scrap bundles.....		429930-112	12/86	482.838	493.352	493.352	463.868	462.005
Shredded carbon steel scrap.....		429930-113	12/86	350.713	337.946	333.442	321.358	—
Cut plate and structural scrap.....		429930-114	12/86	498.252	498.252	508.930	494.750	494.750
Stainless and alloy steel scrap.....		429930-12	12/86	620.032	632.568	645.827	614.479	600.078
Cast iron scrap.....		429930-13	12/86	252.760	—	—	—	—
Nonferrous metal scrap.....		429930-2	12/86	499.162	523.572	568.115	569.767	568.590
Copper base scrap.....		429930-21	12/86	669.691	719.217	789.493	743.640	765.411
No 1 copper wire, heavy.....		429930-211	12/86	520.970	569.077	627.904	583.846	606.342
No 2 copper wire, mixed.....		429930-212	12/86	857.451	935.682	1,036.993	961.487	1,000.281
Yellow brass scrap.....		429930-213	12/86	707.084	713.236	764.043	758.659	753.275
Used beverage can scrap.....		429930-223	12/86	202.164	221.944	243.578	249.608	251.191
Other nonferrous scrap (including lead, zinc and precious metals).....		429930-23	12/86	2,086.691	2,157.397	2,135.683	2,114.131	2,124.953

See footnotes at end of table.

Table 11. Producer price indexes for net output of selected industries and their products, not seasonally adjusted — Continued
 [July 2024]

Title ¹	Industry code	Product code	Index base	Unadjusted index ²				
				Mar. 2024	Apr. 2024 ^P	May 2024 ^P	June 2024 ^P	July 2024 ^P
Material recyclers - Continued								
Recyclable paper.....		429930-3	12/86	197.743	196.476	200.762	202.253	202.511
News and other low grade recyclable paper.....		429930-31	12/86	153.742	153.742	153.742	153.742	153.742
Corrugated recyclable paper.....		429930-33	12/86	134.651	133.663	136.870	138.335	138.335
High grade recyclable paper (including pulp substitutes and deinking).....		429930-34	12/86	234.004	232.561	238.072	238.275	239.559
Recyclable materials, excluding metals and paper.....		429930-4	12/86	148.744	149.231	146.441	139.039	—
Recyclable plastics.....		429930-42	06/96	90.879	92.719	82.179	78.025	—
Other receipts.....		429930-SM1						
Motor vehicle and parts dealers.....	441		12/03	160.362	160.900	162.451	161.470	159.881
Automobile dealers.....	4411		12/03	143.171	143.421	145.028	143.320	140.483
New car dealers.....	44111		12/99	158.027	158.302	160.077	158.190	155.059
New car dealers.....	441110		12/99	153.078	153.073	155.145	152.995	149.521
Primary services.....		441110-P	12/99	137.520	136.933	139.553	136.923	132.850
Vehicle sales.....		441110-1	12/99	88.292	87.253	89.600	87.018	82.995
New vehicle sales.....		441110-101	12/99	114.400	112.519	114.398	113.202	106.918
Used vehicle sales.....		441110-102	12/99	92.690	93.583	100.361	89.219	89.219
Service labor and parts.....		441110-2	12/99	256.563	259.121	260.339	260.253	260.253
Other receipts.....		441110-SM	12/99	273.108	276.962	275.630	276.339	276.339
Recreational vehicle dealers.....	44121		06/01	164.965	152.805	182.066	159.433	171.009
Recreational vehicle dealers.....	441210		06/01	164.965	152.805	182.066	159.433	171.009
Primary services.....		441210-P	06/01	164.587	152.654	183.985	158.576	170.977
Recreational vehicle dealer services.....		441210-1	06/01	164.587	152.654	183.985	158.576	170.977
Boat dealers.....	441222		06/01	178.142	198.701	182.370	198.997	198.997
Primary services.....		441222-P	06/01	172.854	195.176	177.445	195.202	195.202
Boat dealer services.....		441222-1	06/01	172.854	195.176	177.445	195.202	195.202
Automotive parts, accessories and tire retailers.....	4413		12/01	240.932	240.771	240.129	241.983	242.957
Automotive parts and accessories retailers.....	44133		12/03	273.416	273.835	272.505	275.030	275.030
Automotive parts and accessories retailers.....	441330		12/03	273.416	273.835	272.505	275.030	275.030
Primary services.....		441330-P	12/03	273.420	273.839	272.509	275.035	275.035
Automotive parts and accessories store services, in-store retailing.....		441330-A	12/03	273.420	273.839	272.509	275.035	275.035
Tire dealers.....	44134		12/03	165.667	164.769	165.114	165.872	167.901
Tire dealers.....	441340		12/03	165.667	164.769	165.114	165.872	167.901
Primary services.....		441340-P	12/03	165.824	164.925	165.270	166.028	168.060
Tire dealer services, in-store retailing.....		441340-A	12/03	165.824	164.925	165.270	166.028	168.060
Building material & garden supply retailers.....	444		12/03	210.962	213.398	210.063	211.208	209.819
Building material and supplies dealers.....	4441		12/03	215.136	219.213	214.857	215.637	214.735
Building material and supplies dealers.....	44410		12/03	215.140	219.217	214.861	215.641	214.738
Building materials and supplies dealers.....	444100		05/19	143.213	145.927	143.027	143.546	142.945
Primary services.....		444100-P	05/19	143.013	145.723	142.828	143.346	142.746
Building materials and supplies dealer services, in-store retailing.....		444100-A	05/19	128.845	132.248	128.612	129.354	128.495
Retailing of building materials, paint, and hardware.....		444100-A1	05/19	126.205	131.151	126.111	127.242	125.826
Retailing of all other goods.....		444100-A2	05/19	138.688	136.311	137.936	137.202	138.458
Lawn and garden equip and supplies retailers.....	4442		12/03	192.035	187.209	188.396	191.146	187.617
Nursery, garden, and farm supply retailers.....	44424		12/03	192.036	187.210	188.397	191.147	187.618
Nursery, garden, and farm supply retailers.....	444240		12/02	205.611	200.444	201.715	204.659	200.881
Primary services.....		444240-P	12/02	205.701	200.531	201.803	204.749	200.968
Nursery, garden center, and farm supply store services, in-store retailing.....		444240-A	12/02	205.701	200.531	201.803	204.749	200.968
Food and beverage retailers.....	445		12/99	270.855	270.426	272.491	271.474	263.130
Grocery retailers.....	4451		12/03	233.810	233.503	236.043	235.983	227.847
Grocery (except convenience) retailers.....	44511		12/03	233.810	233.503	236.043	235.983	227.847
Supermarkets and other grocery stores.....	445110		12/99	279.014	278.648	281.679	281.608	271.898
Primary services.....		445110-P	12/99	278.868	278.502	281.531	281.460	271.756
Supermarket and other grocery store services.....		445110-3	12/99	276.225	275.863	278.863	278.793	269.181
Retailing of food and beverage products.....		445110-32	01/17	145.077	144.409	145.954	145.865	140.262
Retailing of fresh meats.....		445110-321	12/99	359.961	372.192	373.161	374.560	355.880
Retailing of fresh fruits and vegetables.....		445110-322	12/99	250.995	249.191	251.287	251.647	242.305
Retailing of bakery products.....		445110-323	12/99	230.613	231.548	246.374	244.342	241.090
Retailing of dairy products.....		445110-324	12/99	221.933	212.994	218.365	206.379	200.145
Retailing of deli products.....		445110-325	12/99	177.353	176.302	177.150	175.015	171.733
Retailing of frozen food products.....		445110-326	12/99	149.208	145.888	149.786	148.140	149.971

See footnotes at end of table.

Table 11. Producer price indexes for net output of selected industries and their products, not seasonally adjusted — Continued
 [July 2024]

Title ¹	Industry code	Product code	Index base	Unadjusted index ²				
				Mar. 2024	Apr. 2024 ^P	May 2024 ^P	June 2024 ^P	July 2024 ^P
Supermarkets and other grocery stores - Continued								
Retailing of alcoholic beverages.....		445110-327	01/17	155.336	154.409	155.777	151.638	140.143
Retailing of all other food and beverage products.....		445110-328	12/99	306.917	304.451	306.603	311.717	297.482
Retailing of nonfood products.....		445110-33	01/17	140.637	142.887	144.568	144.799	142.720
Retailing of cleaning and paper products.....		445110-331	01/17	154.740	153.240	154.995	155.051	157.876
Retailing of health and beauty products.....		445110-332	12/99	282.889	291.847	291.857	288.788	289.712
Retailing of all other nonfood products.....		445110-333	01/17	133.621	134.959	138.363	140.517	133.891
Specialty food retailers.....	4452		12/03	273.009	272.012	271.418	255.422	253.527
Specialty food retailers.....	445200		12/03	273.005	272.009	271.414	255.417	253.522
Primary services.....		445200-P	12/03	273.403	272.400	271.802	255.713	253.816
Specialty food retailer services, in-store retailing.....		445200-A	12/03	273.403	272.400	271.802	255.713	253.816
Beer, wine, and liquor retailers.....	4453		06/00	146.822	146.423	144.157	144.086	142.693
Beer, wine, and liquor retailers.....	44532		06/00	146.822	146.423	144.157	144.086	142.693
Beer, wine, and liquor retailers.....	445320		06/00	146.822	146.423	144.157	144.086	142.693
Primary services.....		445320-P	06/00	146.875	146.475	144.209	144.138	142.745
Beer, wine, and liquor retailer services, in-store retailing.....		445320-A	06/00	146.875	146.475	144.209	144.138	142.745
Retailing of beer, wine, and liquor.....		445320-A1	06/14	110.031	109.685	107.399	107.339	105.964
Retailing of all other goods and sales of prepared foods.....		445320-A2	06/14	176.202	176.119	178.341	178.313	179.405
Furniture, home furnishings, electronics, and appliance retailers.....	449		12/22	102.403	103.018	103.145	103.422	104.074
Furniture and Home Furnishings Retailers.....	4491		12/22	102.759	103.916	103.955	104.510	104.239
Furniture retailers.....	44911		12/03	188.665	191.178	190.306	189.928	189.129
Furniture retailers.....	449110		06/03	191.216	193.790	192.894	192.511	191.701
Primary services.....		449110-P	06/03	194.066	196.874	195.878	195.380	194.543
Furniture retailer services, in-store retailing.....		449110-A	06/03	194.066	196.874	195.878	195.380	194.543
Other receipts.....		449110-SM	12/22	99.047	97.702	98.425	99.563	99.322
Floor covering retailers.....	44912		12/03	224.736	225.869	229.081	235.077	235.522
Floor covering retailers.....	449121		06/03	228.040	229.189	232.449	238.533	238.985
Primary services.....		449121-P	06/03	228.040	229.189	232.449	238.533	238.985
Floor covering retailer services, in-store retailing.....		449121-A	06/03	228.040	229.189	232.449	238.533	238.985
Electronics and appliance retailers.....	4492		12/03	84.414	84.083	84.326	84.129	86.084
Electronics and appliance retailers.....	44921		12/03	84.453	84.122	84.364	84.168	86.124
Electronics and appliance retailers.....	449210		12/11	94.643	94.272	94.544	94.324	96.516
Primary products.....		449210-P	12/11	94.563	94.192	94.464	94.244	96.434
Electronics and appliance retailers services, in-store retailing.....		449210-A	12/11	102.879	101.868	102.725	103.029	105.484
Retailing of entertainment and communication products.....		449210-A1	12/11	94.287	92.856	92.892	94.120	94.283
Retailing of computers, hardware, software, and supplies.....		449210-A2	06/03	54.786	54.786	54.772	54.825	57.262
Retailing of major household appliances.....		449210-A3	05/19	121.835	110.324	119.678	116.084	116.084
Retailing of all other goods.....		449210-A4	12/11	107.698	105.937	110.393	108.867	112.374
Electronic and appliance retailers services, online retailing.....		449210-B	12/22	87.127	87.899	87.121	85.914	87.798
General merchandise retailers.....	455		12/03	158.614	159.842	160.803	160.549	157.523
Department stores.....	4551		12/03	169.972	163.739	168.835	167.211	156.287
Department stores.....	45511		12/03	169.972	163.739	168.835	167.211	156.287
Department stores.....	455110		12/17	144.002	138.722	143.039	141.663	132.409
Primary services.....		455110-P	12/17	145.884	140.534	144.908	143.514	134.139
Department store services, in-store retailing.....		455110-A	12/17	139.289	138.573	144.510	142.825	138.401
Retailing of apparel.....		455110-A1	12/17	141.083	144.071	138.536	131.411	128.995
Retailing of all other goods.....		455110-A2	12/17	138.372	135.319	148.502	150.579	144.771
Department store services, online retailing.....		455110-B	12/22	130.574	118.033	118.840	118.208	101.992
Other general merchandise retailers.....	4552		12/03	154.603	157.030	157.304	157.273	155.553
Other general merchandise retailers.....	45521		12/03	154.641	157.068	157.343	157.311	155.591
Warehouse clubs, supercenters, and other general merchandise retailers.....	455210		12/03	154.663	157.089	157.364	157.333	155.612
Primary services.....		455210-P	12/03	152.911	155.319	155.591	155.560	153.854
Warehouse clubs, supercenters, and other general merch. retailer services, in-store retailing.....		455210-A	12/03	157.161	160.812	161.353	161.285	157.591
Warehouse clubs and supercenters.....		455210-A1	12/03	147.491	151.325	151.901	151.807	147.979
All other general merchandise stores.....		455210-A2	12/03	160.347	160.502	160.452	160.650	160.045
Health and personal care retailers.....	456		12/03	143.346	144.425	143.670	144.208	144.651
Health and personal care retailers.....	4561		12/03	143.421	144.501	143.745	144.284	144.727
Pharmacies and drug retailers.....	45611		06/00	164.939	165.793	164.794	165.814	166.448
Pharmacies and drug retailers.....	456110		06/00	164.938	165.793	164.794	165.813	166.447

See footnotes at end of table.

Table 11. Producer price indexes for net output of selected industries and their products, not seasonally adjusted — Continued
 [July 2024]

Title ¹	Industry code	Product code	Index base	Unadjusted index ²				
				Mar. 2024	Apr. 2024 ^P	May 2024 ^P	June 2024 ^P	July 2024 ^P
Pharmacies and drug retailers - Continued								
Primary services.....		456110-P	06/00	164.791	165.645	164.646	165.665	166.298
Pharmacy and drug retailer services, in-store retailing.....		456110-A	06/00	157.624	158.996	157.391	158.960	159.937
Retailing of prescription drugs.....		456110-A1	06/00	170.882	172.407	170.464	171.242	172.749
Retailing of over-the-counter drugs and all other goods.....		456110-A2	06/00	185.789	187.312	185.936	190.163	190.161
Retailing of over-the-counter drugs.....		456110-A21	06/00	158.820	161.445	153.663	153.684	153.681
Retailing of all other goods.....		456110-A22	06/00	192.729	193.758	195.085	200.978	200.976
Optical goods retailers.....	45613		12/03	131.327	133.346	133.225	133.225	133.225
Optical goods retailers.....	456130		06/00	134.170	136.179	136.059	136.059	136.059
Primary services.....		456130-P	06/00	134.155	136.434	136.299	136.299	136.299
Optical goods retailer services, in-store retailing.....		456130-A	06/00	134.155	136.434	136.299	136.299	136.299
Food (health) supplement retailers.....	456191		12/99	245.863	254.961	255.371	247.059	245.745
Primary services.....		456191-P	12/99	245.914	255.013	255.423	247.109	245.796
Food (health) supplement store services, in-store retailing.....		456191-A	12/99	245.914	255.013	255.423	247.109	245.796
Gasoline Stations and Fuel Dealers.....	457		12/22	88.651	83.698	92.092	94.412	90.530
Gasoline stations.....	4571		06/01	165.764	154.703	172.856	179.843	171.655
Gasoline stations.....	45710		06/01	165.764	154.703	172.856	179.843	171.655
Gasoline stations.....	457100		05/19	147.357	137.515	153.665	159.878	152.587
Primary products.....		457100-P	05/19	149.722	139.442	156.253	162.618	154.811
Gasoline station services.....		457100-1	05/19	149.722	139.442	156.253	162.618	154.811
Retailing of automotive fuels and lubricants.....		457100-11	05/19	172.561	149.732	176.322	187.935	173.143
Retailing of all other goods, sales of prepared foods, and repair services.....		457100-12	12/12	128.417	136.700	139.884	138.761	140.983
Fuel dealers.....	4572		06/00	299.484	299.612	305.058	285.821	282.174
Fuel dealers.....	45721		06/00	299.484	299.612	305.058	285.821	282.174
Fuel dealers.....	457210		06/00	299.476	299.603	305.049	285.813	282.166
Primary services.....		457210-P	06/00	312.098	312.128	317.844	297.640	293.827
Fuel Dealer Services.....		457210-1	06/00	312.098	312.128	317.844	297.640	293.827
Clothing and clothing accessories retailers.....	458		12/03	160.663	156.854	154.117	150.565	146.692
Clothing retailers.....	4581		12/03	153.116	148.395	149.085	144.782	138.578
Clothing retailers.....	45811		12/03	153.116	148.395	149.085	144.782	138.578
Clothing and clothing accessories retailers.....	458110		05/15	123.557	119.748	120.304	116.832	111.825
Primary services.....		458110-P	05/15	123.557	119.748	120.304	116.832	111.825
Clothing and clothing accessories retailer services, in-store retailing.....		458110-A	05/15	119.624	116.898	117.301	114.838	110.675
Retailing of apparel.....		458110-A1	05/15	122.635	118.792	116.817	116.470	111.967
Retailing of men's apparel.....		458110-A11	05/15	129.444	127.172	131.452	128.955	126.357
Retailing of women's apparel.....		458110-A12	05/15	119.050	115.688	111.519	111.702	106.705
Retailing of children's apparel.....		458110-A13	05/15	130.947	121.268	117.157	118.589	112.464
Retailing of all other goods.....		458110-A2	05/15	112.552	112.694	119.243	110.913	107.670
Shoe retailers.....	4582		12/03	149.772	142.165	129.942	125.350	125.776
Shoe retailers.....	45821		12/03	149.772	142.165	129.942	125.350	125.776
Shoe retailers.....	458210		06/02	152.793	145.032	132.563	127.878	128.312
Primary services.....		458210-P	06/02	152.793	145.032	132.563	127.878	128.312
Shoe retailer services, in-store retailing.....		458210-A	06/02	152.793	145.032	132.563	127.878	128.312
Jewelry retailers.....	4583		12/03	201.085	207.320	202.357	204.182	204.509
Jewelry retailers.....	45831		12/03	204.651	210.997	205.946	207.804	208.136
Jewelry retailers.....	458310		06/00	222.334	229.228	223.741	225.759	226.120
Primary services.....		458310-P	06/00	222.736	229.643	224.146	226.167	226.529
Jewelry retailer services, in-store retailing.....		458310-A	06/00	230.451	239.100	232.216	234.778	235.236
Sporting goods and hobby retailers.....	4591		12/03	125.945	125.118	134.717	129.090	133.331
Sporting goods retailers.....	45911		12/03	159.407	156.227	172.515	162.530	169.992
Sporting goods retailers.....	459110		06/00	166.310	162.993	179.981	169.564	177.350
Primary services.....		459110-P	06/00	167.571	164.162	181.623	170.918	178.919
Sporting goods store services, in-store retailing.....		459110-A	06/00	162.122	157.568	180.898	166.384	177.231
Retailing of sporting goods.....		459110-A1	12/13	132.699	127.968	132.985	124.519	126.408
Hobby, toy, and game retailers.....	45912		12/03	82.352	84.841	85.237	85.627	85.422
Hobby, toy, and game retailers.....	459120		06/00	83.401	85.922	86.323	86.718	86.510
Primary services.....		459120-P	06/00	83.343	85.862	86.264	86.658	86.450
Hobby, toy, and game store services, in-store retailing.....		459120-A	06/00	83.271	83.318	83.318	83.310	83.353
Retailing of hobby and craft goods, toys, and games (including video games) ..		459120-A1	12/13	85.519	85.603	85.603	85.589	85.661
Retailing of all other goods.....		459120-A2	12/13	69.304	69.298	69.298	69.298	69.298

See footnotes at end of table.

Table 11. Producer price indexes for net output of selected industries and their products, not seasonally adjusted — Continued
 [July 2024]

Title ¹	Industry code	Product code	Index base	Unadjusted index ²				
				Mar. 2024	Apr. 2024 ^P	May 2024 ^P	June 2024 ^P	July 2024 ^P
Book retailers and news dealers.....	4592		12/03	135.722	135.172	133.949	136.048	136.048
Book retailers and news dealers.....	45921		12/03	149.580	148.974	147.626	149.939	149.939
Book retailers and news dealers.....	459210		06/00	186.015	185.262	183.585	186.463	186.463
Primary services.....		459210-P	06/00	185.899	185.145	183.466	186.347	186.347
Book retailer and news dealer services, in-store retailing.....		459210-A	06/00	189.369	188.350	186.082	189.978	189.978
Retailing of books.....		459210-A1	06/14	134.810	133.811	131.587	135.251	135.251
Retailing of all other goods.....		459210-A2	06/14	109.860	109.860	109.860	110.164	110.164
Office supplies, stationery, and gift retailers.....	4594		12/03	159.751	160.890	162.342	162.398	160.509
Office supplies, stationery, and gift retailers.....	45940		12/03	159.751	160.890	162.342	162.398	160.509
Office supplies, stationery, and gift retailers.....	459400		05/19	109.396	110.176	111.171	111.209	109.915
Primary services.....		459400-P	05/19	109.396	110.176	111.171	111.209	109.915
Office supplies, stationery, and gift retailer services, in-store retailing.....		459400-A	05/19	122.092	123.355	124.964	125.031	122.811
Air transportation.....	481		12/92	276.063	272.127	258.641	270.630	265.421
Scheduled air transportation.....	4811		12/89	339.432	333.717	315.421	331.753	324.732
Scheduled air transportation.....	48111		12/89	339.432	333.717	315.421	331.753	324.732
Scheduled passenger air transportation.....	481111		12/89	347.069	340.919	321.663	338.874	331.539
Primary services.....		481111-P	12/89	379.003	372.288	351.260	370.054	362.045
Domestic.....		481111-1	12/89	408.903	399.883	385.708	388.776	379.264
Domestic first class, including business.....		481111-101	12/99	205.622	196.334	198.044	185.813	168.308
Domestic coach.....		481111-102	12/99	233.463	228.792	219.809	222.951	218.804
International.....		481111-2	12/89	270.021	268.484	237.919	282.773	278.659
International first class, including business.....		481111-201	09/18	117.717	107.520	94.264	106.328	94.044
International coach.....		481111-202	12/89	271.408	272.512	241.770	288.939	287.722
Scheduled freight air transportation.....	481112		12/03	165.366	166.854	165.533	166.405	165.190
Primary services.....		481112-P	12/87	155.783	155.800	155.159	157.319	154.692
Scheduled freight air transportation services.....		481112-1	12/87	163.053	162.983	162.389	165.060	161.973
Domestic scheduled freight air transportation services.....		481112-101	12/14	115.787	113.869	113.972	115.883	113.966
International scheduled freight air transportation services.....		481112-102	12/14	64.831	65.730	65.233	66.289	64.932
Scheduled mail air transportation services.....		481112-2	12/87	132.091	133.313	131.712	127.774	130.294
Nonscheduled air transportation.....	4812		12/96	209.289	211.353	210.999	211.036	210.602
Nonscheduled air transportation.....	48121		12/96	209.289	211.353	210.999	211.036	210.602
Nonscheduled air passenger chartering.....	481211		06/92	215.804	216.874	216.763	216.791	216.791
Primary services.....		481211-P	12/00	174.174	174.922	174.822	174.847	174.847
Domestic nonscheduled air passenger services.....		481211-1	06/08	125.580	126.075	125.987	126.009	126.009
International nonscheduled air passenger services.....		481211-2	06/08	117.828	118.521	118.521	118.521	118.521
Nonscheduled air freight chartering.....	481212		06/08	147.700	151.039	150.339	150.377	149.300
Primary services.....		481212-P	06/08	145.081	148.490	147.775	147.775	146.677
Domestic nonscheduled air freight services.....		481212-1	06/08	197.533	197.533	197.533	197.533	195.182
International nonscheduled air freight services.....		481212-2	06/08	105.504	112.720	111.206	111.206	111.206
Other receipts.....		481212-SM	06/08	—	—	179.588	180.854	180.854
Rail transportation.....	482		12/96	233.432	235.537	235.927	235.823	237.160
Rail transportation.....	4821		12/96	233.432	235.537	235.927	235.823	237.160
Rail transportation.....	48211		12/96	233.432	235.537	235.927	235.823	237.160
Line-haul railroads.....	482111		12/84	260.378	262.727	263.162	263.046	264.537
Primary services.....		482111-P	12/84	260.378	262.727	263.162	263.046	264.537
Freight rail transportation.....		482111-4	05/15	130.234	131.442	131.666	131.607	132.374
Carload freight rail transportation.....		482111-411	12/96	240.386	242.977	243.041	243.083	244.280
Intermodal freight rail transportation.....		482111-412	12/96	204.030	204.587	206.228	205.571	207.581
Passenger rail transportation.....		482111-5	12/96	181.801	181.801	181.801	181.801	181.801
Coach service class.....		482111-506	06/05	164.929	164.929	164.929	164.929	164.929
All other service classes.....		482111-507	06/05	157.022	157.022	157.022	157.022	157.022
Water transportation.....	483		12/03	196.369	197.416	199.735	200.263	200.828
Deep sea freight transportation.....	483111		06/88	398.465	399.439	404.454	407.600	408.095
Primary services.....		483111-P	06/88	407.068	408.063	413.186	416.400	416.906
Deep sea freight transportation services.....		483111-5	06/88	407.068	408.063	413.186	416.400	416.906
Coastal and Great Lakes freight transport.....	483113		12/03	229.176	230.709	233.833	233.971	234.715
Primary services.....		483113-P	12/03	222.613	224.151	227.285	227.423	228.169
Coastal and intercoastal freight transportation.....		483113-1	12/03	199.512	200.632	205.156	205.648	206.353
Great Lakes - St. Lawrence Seaway freight transportation.....		483113-2	12/91	233.927	240.322	239.160	237.675	238.449
Coastal and intercoastal towing transportation.....		483113-3	12/03	282.459	282.459	282.121	281.790	282.595
Inland water transportation.....	4832		12/03	219.201	221.187	221.857	220.576	222.013

See footnotes at end of table.

Table 11. Producer price indexes for net output of selected industries and their products, not seasonally adjusted — Continued
 [July 2024]

Title ¹	Industry code	Product code	Index base	Unadjusted index ²				
				Mar. 2024	Apr. 2024 ^P	May 2024 ^P	June 2024 ^P	July 2024 ^P
Inland water transportation.....	48321		12/03	219.206	221.192	221.861	220.581	222.018
Inland water freight transportation.....	483211		12/90	278.082	280.601	281.451	279.827	281.650
Primary services.....		483211-P	12/90	283.909	286.533	287.673	285.986	287.888
Inland water freight transportation services.....		483211-3	12/90	283.909	286.533	287.673	285.986	287.888
Truck transportation.....	484		12/03	182.824	183.711	186.845	186.675	188.033
General freight trucking.....	4841		12/03	190.609	191.477	195.955	195.806	197.714
General freight trucking, local.....	48411		12/03	178.617	180.825	179.776	179.408	180.564
General freight trucking, local.....	484110		12/03	178.643	180.851	179.802	179.435	180.591
Primary services.....		484110-P	06/93	180.536	182.541	181.311	180.594	180.649
General freight trucking services, local.....		484110-1	06/93	180.536	182.541	181.311	180.594	180.649
General freight trucking, local, truckload.....		484110-15	06/09	113.036	114.578	113.796	113.093	113.093
General freight trucking, local, less than truckload.....		484110-16	06/09	167.968	169.085	167.974	167.974	168.116
General freight trucking, long-distance.....	48412		12/03	192.989	193.445	199.593	199.525	201.663
General freight trucking, long-distance TL.....	484121		12/03	172.822	172.961	181.519	182.425	183.493
Primary services.....		484121-P	06/92	173.176	174.121	171.965	171.642	172.356
General freight trucking, long-distance, truckload.....		484121-2	06/92	173.176	174.121	171.965	171.642	172.356
General freight trucking, long-distance LTL.....	484122		12/03	245.484	246.943	244.791	241.732	247.081
Primary services.....		484122-P	06/92	413.884	416.344	412.717	407.560	416.578
General freight trucking, long-distance less than truckload.....		484122-1	06/92	413.884	416.344	412.717	407.560	416.578
Specialized freight trucking.....	4842		12/03	167.484	168.441	168.175	167.977	167.949
Used household and office goods moving.....	48421		12/03	165.488	167.868	170.085	170.448	169.813
Used household and office goods moving.....	484210		12/03	165.450	167.830	170.046	170.409	169.774
Primary services.....		484210-P	12/03	168.583	171.008	173.266	173.636	172.989
Used household and office goods moving, except local.....		484210-2	06/92	263.306	269.016	275.514	276.386	274.862
Residential moving services, except local.....		484210-21	09/15	142.777	145.694	149.781	150.681	149.698
Commercial and other goods moving services, except local.....		484210-22	09/15	116.082	119.514	119.514	117.723	117.848
Used household and office goods moving, local.....		484210-4	12/03	142.081	142.081	140.828	140.828	140.828
Residential moving services, local.....		484210-41	09/15	122.438	122.438	121.291	121.291	121.291
Commercial and other goods moving services, local.....		484210-42	09/15	119.602	119.602	118.901	118.901	118.901
Specialized freight (except used) trucking, local.....	48422		12/03	181.094	183.262	183.262	182.877	182.877
Specialized freight (except used goods) trucking, local.....	484220		12/03	181.105	183.273	183.273	182.889	182.889
Primary services.....		484220-P	06/93	222.198	225.497	225.497	224.913	224.913
Specialized freight (except used goods) trucking, local.....		484220-6	06/93	222.198	225.497	225.497	224.913	224.913
Local hazardous materials trucking (except waste).....		484220-601	06/13	131.839	131.839	131.839	131.839	131.839
Local agricultural products trucking without storage.....		484220-602	06/13	103.674	103.674	103.674	101.612	101.612
Dump trucking.....		484220-603	06/13	149.748	154.720	154.720	154.720	154.720
Local specialized trucking without storage.....		484220-604	06/13	126.479	126.479	126.479	126.479	126.479
Specialized freight (except used) trucking, long-distance.....	48423		12/03	154.782	154.035	152.597	152.371	152.539
Specialized freight (except used goods) trucking, long-distance.....	484230		12/03	154.788	154.042	152.604	152.377	152.545
Primary services.....		484230-P	06/01	151.218	150.356	148.786	148.774	148.875
Specialized freight (except used goods) trucking, long-distance.....		484230-6	06/01	151.218	150.356	148.786	148.774	148.875
Agricultural products trucking, long-distance.....		484230-602	06/13	150.868	151.645	147.342	149.180	149.433
All other specialized trucking, long-distance.....		484230-603	06/13	117.763	116.880	116.011	115.760	115.819
Pipeline Transportation.....	486		05/22	109.011	110.628	110.711	110.711	111.504
Pipeline transportation of crude oil.....	4861		12/03	298.141	298.141	298.939	298.939	303.828
Pipeline transportation of crude oil.....	48611		12/03	298.141	298.141	298.939	298.939	303.828
Pipeline transportation of crude oil.....	486110		06/86	330.415	330.415	331.300	331.300	336.718
Primary services.....		486110-P	06/86	330.229	330.229	331.166	331.166	336.653
Pipeline transportation of crude oil.....		486110-3	06/86	320.423	320.423	321.332	321.332	326.656
Trans-Alaskan Pipeline System transportation.....		486110-311	06/86	129.976	129.976	129.976	129.976	144.552
Pipeline transportation of crude petroleum, except on the Trans-Alaskan Pipeline System.....		486110-312	06/86	432.190	432.190	433.494	433.494	438.080
Pipeline transportation of natural gas.....	4862		05/22	100.415	103.113	103.137	103.137	103.188
Pipeline transportation of natural gas.....	48621		05/22	100.415	103.113	103.137	103.137	103.188
Pipeline transportation of natural gas.....	486210		05/22	100.415	103.113	103.137	103.137	103.188
Primary services.....		486210-P	05/22	100.415	103.113	103.137	103.137	103.188
Pipeline transportation of natural gas services.....		486210-1	05/22	100.415	103.113	103.137	103.137	103.188
Other pipeline transportation.....	4869		12/03	229.211	229.211	229.211	229.211	232.418
Pipeline transportation of refined petroleum products.....	48691		12/03	229.211	229.211	229.211	229.211	232.418
Refined petroleum product pipeline transport.....	486910		06/86	262.312	262.312	262.312	262.312	265.981

See footnotes at end of table.

Table 11. Producer price indexes for net output of selected industries and their products, not seasonally adjusted — Continued
 [July 2024]

Title ¹	Industry code	Product code	Index base	Unadjusted index ²				
				Mar. 2024	Apr. 2024 ^P	May 2024 ^P	June 2024 ^P	July 2024 ^P
Refined petroleum product pipeline transport. - Continued								
Primary services.....		486910-P	06/86	262.745	262.745	262.745	262.745	266.421
Pipeline transportation of refined petroleum products.....		486910-1	06/86	266.495	266.495	266.495	266.495	270.224
Transportation support activities.....	488		12/03	144.608	146.089	151.172	151.105	150.904
Air transportation support activities.....	4881		12/96	221.438	220.540	222.986	224.636	226.131
Airport operations.....	48811		12/03	166.306	164.228	166.817	168.889	170.855
Other airport operations.....	488119		12/03	166.333	164.254	166.844	168.917	170.883
Primary services.....		488119-P	06/92	230.329	227.451	231.036	233.907	236.629
Aeronautical services.....		488119-5	06/14	125.932	125.882	125.996	126.055	129.488
Landing fees.....		488119-501	06/14	114.964	113.843	113.849	113.859	116.242
Terminal rental.....		488119-502	06/14	138.810	139.585	139.846	139.976	145.815
Other aeronautical services.....		488119-503	06/14	119.493	119.493	119.493	119.493	120.001
Non-aeronautical services.....		488119-6	06/14	138.269	134.787	139.064	142.543	141.917
Airport parking.....		488119-601	06/14	145.992	146.216	147.694	147.694	147.850
Lease space for rental cars.....		488119-602	06/14	157.344	142.775	154.025	165.707	163.239
Lease space for concessions.....		488119-603	06/92	189.945	183.829	197.027	207.554	205.600
Other non-aeronautical services.....		488119-604	06/14	118.178	118.178	118.449	118.840	118.840
Other air transportation support activities.....	48819		12/03	188.749	190.417	191.201	191.169	190.985
Other support activities for air transport.....	488190		12/03	188.743	190.411	191.195	191.163	190.980
Primary services.....		488190-P	06/92	242.952	245.127	246.258	246.258	245.954
Other air transportation support activities.....		488190-5	06/07	168.661	170.171	170.956	170.956	170.745
Water transportation support activities.....	4883		12/03	168.456	168.733	169.337	169.242	169.717
Port and harbor operations.....	48831		12/03	194.709	194.045	194.067	194.055	194.513
Port and harbor operations.....	488310		12/03	194.732	194.069	194.091	194.079	194.537
Primary services.....		488310-P	12/03	198.848	198.087	198.112	198.099	198.623
Port and harbor services.....		488310-1	12/03	198.848	198.087	198.112	198.099	198.623
Marine cargo handling.....	48832		12/03	158.600	158.724	159.174	159.174	159.174
Marine cargo handling.....	488320		12/91	178.646	178.786	179.293	179.293	179.293
Primary services.....		488320-P	12/91	174.277	174.414	174.911	174.911	174.911
Movement of containers.....		488320-8	12/98	156.683	156.826	156.964	156.964	156.964
Other marine cargo handling.....		488320-9	12/98	161.631	161.610	164.477	164.477	164.477
Navigational services to shipping.....	48833		12/03	176.839	178.192	179.609	179.243	180.751
Navigational services to shipping.....	488330		12/92	231.999	233.774	235.632	235.153	237.130
Primary services.....		488330-P	12/92	237.938	239.888	241.928	241.401	243.431
Navigational services to shipping and salvage.....		488330-1	12/92	237.938	239.888	241.928	241.401	243.431
Freight transportation arrangement.....	4885		12/96	114.829	117.616	125.068	124.319	123.273
Freight transportation arrangement.....	48851		12/96	114.829	117.616	125.068	124.319	123.273
Freight transportation arrangement.....	488510		12/94	117.176	120.202	127.622	126.858	125.790
Primary services.....		488510-P	12/94	116.791	119.708	127.864	127.174	126.100
Freight forwarding.....		488510-1	12/94	104.600	104.599	105.347	105.347	105.347
Arrangement of freight and cargo n.e.c.....		488510-2	12/94	127.962	133.740	149.154	147.788	145.660
U.S. Postal Service.....	491		06/89	301.288	301.288	301.288	301.288	301.288
U.S. Postal Service.....	4911		06/89	301.288	301.288	301.288	301.288	301.288
U.S. Postal Service.....	49111		06/89	301.288	301.288	301.288	301.288	301.288
U.S. Postal Service.....	491110		06/89	301.288	301.288	301.288	301.288	301.288
Primary services.....		491110-P	06/89	301.288	301.288	301.288	301.288	301.288
Mailing services (market dominant services).....		491110-7	12/12	151.216	151.216	151.216	151.216	151.216
First class mail.....		491110-71	06/89	267.701	267.701	267.701	267.701	267.701
Retail letters.....		491110-711	12/12	150.753	150.753	150.753	150.753	150.753
Commercial letters.....		491110-712	12/12	143.953	143.953	143.953	143.953	143.953
Retail and commercial flats.....		491110-713	12/12	146.580	146.580	146.580	146.580	146.580
Other first class mail and fees.....		491110-714	12/12	168.572	168.572	168.572	168.572	168.572
Periodicals mail.....		491110-72	06/89	363.276	363.276	363.276	363.276	363.276
Outside country.....		491110-721	06/89	371.048	371.048	371.048	371.048	371.048
Other periodicals mail and fees.....		491110-722	12/12	144.691	144.691	144.691	144.691	144.691
Standard class mail.....		491110-73	06/89	348.606	348.606	348.606	348.606	348.606
High density and saturation flats and parcels.....		491110-731	12/12	130.687	130.687	130.687	130.687	130.687
Carrier route basic mail.....		491110-732	12/12	154.587	154.587	154.587	154.587	154.587
Bulk letters.....		491110-733	12/12	146.019	146.019	146.019	146.019	146.019
Bulk flats.....		491110-734	12/12	163.862	163.862	163.862	163.862	163.862
Other standard mail and fees.....		491110-735	12/12	221.013	221.013	221.013	221.013	221.013
Package services mail.....		491110-74	06/89	336.790	336.790	336.790	336.790	336.790

See footnotes at end of table.

Table 11. Producer price indexes for net output of selected industries and their products, not seasonally adjusted — Continued
 [July 2024]

Title ¹	Industry code	Product code	Index base	Unadjusted index ²				
				Mar. 2024	Apr. 2024 ^P	May 2024 ^P	June 2024 ^P	July 2024 ^P
U.S. Postal Service - Continued								
Special services and fees.....		491110-75	06/89	360.852	360.852	360.852	360.852	360.852
Shipping services (competitive services).....		491110-8	12/12	178.782	178.782	178.782	178.782	178.782
Domestic priority mail.....		491110-81	06/89	420.980	420.980	420.980	420.980	420.980
Other shipping services and shipping special services & fees.....		491110-82	12/12	202.521	202.521	202.521	202.521	202.521
Couriers and messengers.....	492		12/03	323.854	323.460	324.089	323.458	324.111
Couriers and express delivery services.....	4921		12/03	336.563	336.132	336.820	336.129	336.844
Couriers and express delivery services.....	49211		12/03	336.581	336.150	336.838	336.147	336.862
Couriers and express delivery services.....	492110		12/03	336.535	336.104	336.792	336.101	336.816
Primary services.....		492110-P	12/03	337.721	337.288	337.976	337.284	338.001
Standard courier services.....		492110-1	12/92	497.399	496.987	498.223	498.635	497.811
Expedited courier services.....		492110-2	12/87	506.762	505.700	506.332	502.701	507.182
Domestic expedited courier services.....		492110-201	12/98	464.995	464.018	465.010	461.704	465.975
International expedited courier services.....		492110-202	12/98	390.061	389.248	388.948	386.105	389.251
Local messengers and local delivery.....	4922		12/03	165.956	165.956	165.956	165.956	165.956
Local messengers and local delivery.....	49221		12/03	165.616	165.616	165.616	165.616	165.616
Local messengers and local delivery.....	492210		12/03	165.587	165.587	165.587	165.587	165.587
Primary services.....		492210-P	12/92	213.628	213.628	213.628	213.628	213.628
Local messengers and local delivery services.....		492210-1	12/92	213.628	213.628	213.628	213.628	213.628
Warehousing and storage.....	493		12/06	150.892	153.733	152.358	151.110	149.657
Warehousing and storage.....	4931		12/06	150.841	153.681	152.307	151.059	149.607
General warehousing and storage.....	49311		12/03	157.718	160.807	159.012	156.445	154.771
General warehousing and storage.....	493110		12/03	157.813	160.904	159.108	156.539	154.864
Primary services.....		493110-P	06/93	172.817	176.201	174.235	171.422	169.588
General warehousing and storage services.....		493110-1	06/93	172.817	176.201	174.235	171.422	169.588
Refrigerated warehousing and storage.....	49312		12/03	151.556	154.249	154.375	158.922	157.965
Refrigerated warehousing and storage.....	493120		12/91	166.553	169.513	169.651	174.648	173.597
Primary services.....		493120-P	12/91	166.842	169.807	169.945	174.951	173.897
Warehousing and storage of refrigerated goods.....		493120-2	12/91	167.032	170.000	170.139	175.151	174.096
Farm product warehousing and storage.....	49313		12/03	146.968	146.956	146.957	146.623	146.767
Farm product warehousing and storage.....	493130		12/92	170.878	170.865	170.866	170.478	170.645
Primary services.....		493130-P	12/92	169.790	169.790	169.790	169.404	169.570
Farm product warehousing and storage services.....		493130-1	12/92	169.790	169.790	169.790	169.404	169.570
Publishing industries.....	513		12/22	106.751	107.908	108.877	108.874	109.011
Newspaper, book, and directory publishers.....	5131		12/22	105.557	106.151	106.664	107.492	107.755
Newspaper publishers.....	51311		12/22	101.022	101.194	101.276	103.461	103.472
Newspaper publishers.....	513110		12/22	101.022	101.194	101.276	103.461	103.472
Primary services.....		513110-P	12/22	101.022	101.194	101.276	103.461	103.472
Newspaper publishing.....		513110-1	12/22	101.022	101.194	101.276	103.461	103.472
Newspaper publishing from print publishers.....		513110-11	12/79	609.222	610.262	610.755	623.931	623.997
Newspaper advertising sales.....		513110-111	09/15	85.768	86.226	86.438	86.438	86.438
Newspaper advertising sales, print only.....		513110-1111	09/15	82.598	83.136	83.385	83.385	83.385
Newspaper advertising sales, digital only and print and digital bundled.....		513110-1112	09/15	104.357	104.357	104.357	104.357	104.357
Newspaper subscription and single copy sales.....		513110-112	09/15	186.584	186.618	186.639	192.368	192.397
Newspaper subscriptions, print only.....		513110-1121	09/15	184.092	184.092	184.092	190.265	190.265
Newspaper subscriptions, online only and print and online bundled.....		513110-1122	09/15	213.762	214.204	214.483	214.746	215.123
Periodical publishers.....	51312		12/22	102.748	104.725	105.617	106.555	106.575
Periodical publishers.....	513120		12/22	102.757	104.716	105.593	106.523	106.542
Primary services.....		513120-P	12/22	103.662	103.816	103.281	103.281	103.303
Periodical publishing.....		513120-1	12/22	103.662	103.816	103.281	103.281	103.303
Periodical publishing from print publishers.....		513120-11	12/79	465.394	466.088	463.685	463.685	463.785
Periodicals, advertising sales.....		513120-111	12/14	110.540	110.788	109.792	109.792	109.792
Periodicals, subscriptions and single copy sales.....		513120-112	12/14	104.407	104.458	104.458	104.458	104.511
Specialized business and professional periodicals, subscriptions and single copy sales.....		513120-1121	12/79	587.633	587.633	587.633	587.633	589.280
General and consumer periodicals, subscriptions and single copy sales.....		513120-1122	12/06	100.339	100.399	100.399	100.399	100.399
Book publishers.....	51313		12/22	110.001	110.162	111.051	111.041	111.349
Book publishers.....	513130		12/22	109.926	110.086	110.968	110.958	111.264
Primary services.....		513130-P	12/22	111.168	111.348	112.340	112.329	112.672
Book publishing from print publishers.....		513130-1	12/80	585.221	586.169	591.394	591.336	593.143
Print book publishing.....		513130-101	09/15	141.751	141.980	143.246	143.232	143.669

See footnotes at end of table.

Table 11. Producer price indexes for net output of selected industries and their products, not seasonally adjusted — Continued
[July 2024]

Title ¹	Industry code	Product code	Index base	Unadjusted index ²				
				Mar. 2024	Apr. 2024 ^P	May 2024 ^P	June 2024 ^P	July 2024 ^P
Book publishers - Continued								
General adult and juvenile book publishing.....		513130-1011	06/09	111.953	112.274	115.216	115.131	117.031
General adult book publishing.....		513130-10111	06/09	114.840	115.137	118.387	116.799	117.921
Juvenile book publishing.....		513130-10112	06/09	102.101	102.426	104.881	106.285	108.834
Textbook publishing, including teachers' editions and workbooks.....		513130-1012	12/80	947.948	953.653	950.846	952.455	950.955
College textbook publishing.....		513130-10121	12/80	914.890	936.746	925.993	932.105	926.408
Elementary and high school textbook publishing.....		513130-10122	12/02	218.500	218.500	218.500	218.500	218.500
Technical, scientific, and professional book publishing.....		513130-1013	12/80	1,028.742	1,031.923	1,031.923	1,031.923	1,031.923
General reference book publishing.....		513130-1014	12/80	246.814	246.131	246.907	247.537	243.556
Religious book publishing.....		513130-1015	12/80	264.895	256.015	265.542	262.284	262.060
Directory and mailing list publishers.....	51314		12/22	111.302	111.482	111.390	111.579	112.913
Directory and mailing list publishers.....	513140		12/22	111.305	111.485	111.392	111.582	112.918
Primary services.....		513140-P	12/22	111.356	111.544	111.448	111.646	113.047
Directory and mailing list publishing.....		513140-1	12/22	111.356	111.544	111.448	111.646	113.047
Directory and mailing list publishing from print publishers.....		513140-11	12/03	138.495	137.690	136.447	137.517	137.678
Directory and mailing list publishing from print - ad sales incl. phone directory listings.....		513140-111	09/84	294.083	294.083	294.083	294.083	294.209
Directory and mailing list publishing from print - subscription, content, and licensing sales.....		513140-112	01/08	168.827	167.243	164.796	166.884	167.155
Directory and mailing list publishing from Internet publishers.....		513140-12	12/22	110.915	111.350	111.520	111.520	113.295
Other publishers.....	51319		12/22	102.087	102.063	102.120	101.873	101.827
Greeting card publishers.....	513191		12/22	100.219	100.248	100.251	100.243	100.242
Primary services.....		513191-P	12/22	100.115	100.148	100.148	100.148	100.148
Greeting card publishing.....		513191-1	12/22	100.115	100.148	100.148	100.148	100.148
Greeting card publishing from print publishers.....		513191-101	12/85	242.803	242.884	242.884	242.884	242.884
All other publishers.....	513199		12/22	107.950	107.758	107.989	106.991	106.805
Primary services.....		513199-P	12/22	106.942	106.714	106.989	106.001	105.816
All other publishing including yearbooks, art prints, patterns, and trading cards.....		513199-1	12/22	106.942	106.714	106.989	106.001	105.816
All other publishing including yearbooks, art prints, patterns, and trading cards, from print.....		513199-11	12/03	133.944	133.659	134.003	132.764	132.534
Software publishers.....	5132		12/03	98.581	100.025	101.224	100.602	100.632
Software publishers.....	51321		12/03	98.581	100.025	101.224	100.602	100.632
Software publishers.....	513210		12/97	93.189	94.552	95.684	95.098	95.123
Primary services.....		513210-P	12/97	96.567	98.113	99.398	98.724	99.022
Software publishing, except games.....		513210-5	06/06	104.540	106.167	107.671	107.358	107.558
System & application software publishing, excluding maintenance, tech support & games.....		513210-505	05/22	102.861	103.972	105.763	105.553	105.287
System software publishing.....		513210-50501	05/22	105.381	107.342	107.223	106.507	108.322
Application software publishing.....		513210-50502	12/97	109.142	109.277	113.655	114.088	111.069
Desktop and portable device application software publishing.....		513210-505021	06/06	106.640	105.972	104.940	107.223	103.403
Other application software publishing.....		513210-505022	06/06	120.595	121.336	130.097	129.123	126.473
Software maintenance, technical support, and other services related to software publishing.....		513210-506	12/97	200.022	211.138	208.928	206.725	214.735
Game software publishing.....		513210-7	12/13	98.711	100.821	100.836	95.410	97.119
Other receipts.....		513210-SM	12/97	64.549	64.554	64.549	64.548	62.901
Broadcasting, except Internet.....	516		12/03	114.405	116.611	119.060	115.960	114.163
Radio and television broadcasting.....	5161		06/01	98.931	98.989	97.843	98.508	94.929
Radio broadcasting.....	51611		12/03	92.397	91.608	93.753	93.611	85.841
Radio broadcasting stations.....	516110		06/88	166.901	165.476	169.350	169.093	155.055
Primary services.....		516110-P	06/88	167.222	165.766	169.727	169.461	155.100
Radio station services.....		516110-1	06/88	177.240	175.697	179.894	179.613	164.391
Radio station advertising sales.....		516110-101	06/88	167.913	166.144	170.957	170.634	153.140
Radio station advertising sales, local.....		516110-10101	12/95	126.432	123.988	124.426	123.234	111.891
Radio station advertising sales, national and regional.....		516110-10102	12/95	112.101	113.480	124.031	126.107	110.056
Other radio station services.....		516110-102	12/03	141.978	141.978	141.978	141.978	141.978
Other receipts.....		516110-SM	12/03	135.839	135.797	135.769	135.886	136.625
Television broadcasting.....	51612		12/03	93.917	94.219	92.123	93.013	90.904
Television broadcasting stations.....	516120		06/01	94.623	94.926	92.813	93.713	91.587
Primary services.....		516120-P	06/01	76.402	76.594	74.981	75.771	74.144
Television station advertising sales.....		516120-3	06/08	76.113	76.439	73.712	75.031	72.313
Other television station broadcasting services.....		516120-4	06/08	117.939	117.939	117.939	117.939	117.939
Other receipts.....		516120-SM	06/01	186.740	189.131	189.134	182.575	182.835
Cable and other subscription programming.....	5162		12/03	126.734	130.321	135.049	129.574	128.813
Cable and other subscription programming.....	51621		12/03	128.917	132.565	137.374	131.806	131.031

See footnotes at end of table.

Table 11. Producer price indexes for net output of selected industries and their products, not seasonally adjusted — Continued
 [July 2024]

Title ¹	Industry code	Product code	Index base	Unadjusted index ²				
				Mar. 2024	Apr. 2024 ^P	May 2024 ^P	June 2024 ^P	July 2024 ^P
Media streaming dist svcs, social networks, and other media networks and content providers.....	516210		12/03	126.834	130.423	135.155	129.676	128.914
Primary services.....		516210-P	12/03	132.084	135.822	140.749	135.044	134.251
Cable networks.....		516210-1	12/03	122.040	126.619	130.158	124.213	123.918
Cable network advertising services.....		516210-11	06/93	145.071	151.424	156.334	147.188	146.779
Cable network programming services.....		516210-12	06/93	297.950	297.950	297.950	308.992	308.992
Radio network and national syndication services.....		516210-3	12/95	94.936	99.095	115.610	105.141	101.333
Telecommunications.....	517		12/03	109.782	110.977	111.645	111.610	111.834
Wired and wireless telecommunications carriers.....	5173		12/17	112.491	113.724	114.402	114.366	114.597
Wired and wireless telecommunications carriers.....	51731		12/17	112.491	113.724	114.402	114.366	114.597
Wired telecommunications carriers.....	517311		12/03	139.804	142.340	142.478	142.400	142.885
Primary products.....		517311-P	12/03	139.612	142.144	142.283	142.205	142.689
Local telephone service, except private lines.....		517311-1	12/03	153.710	156.217	156.143	155.322	155.175
Residence local telephone service.....		517311-111	12/03	171.316	174.098	174.095	173.529	173.499
Business and other local telephone service.....		517311-112	12/03	131.007	133.165	132.969	131.687	131.338
Public switched toll service.....		517311-2	12/03	137.187	139.030	141.757	142.812	144.529
Residence switched toll service.....		517311-21	12/03	215.217	220.327	223.603	223.025	222.507
Business switched toll and other toll service.....		517311-22	12/03	64.709	64.909	66.498	67.649	69.399
Private line telephone service.....		517311-3	12/03	107.079	109.300	110.397	109.740	109.413
All-distance telephone service.....		517311-4	12/11	148.655	148.524	148.980	151.249	151.452
Residential all-distance telephone service.....		517311-401	12/11	159.625	159.801	161.895	167.481	167.906
Business all-distance telephone service.....		517311-402	12/11	139.193	138.800	137.847	137.262	137.274
Video programming distribution.....		517311-5	12/03	193.234	195.414	195.919	196.887	197.079
Video programming subscriber services.....		517311-501	06/93	274.437	277.779	278.554	280.037	280.331
Advertising services.....		517311-502	06/93	140.295	140.295	140.295	140.295	140.295
Internet access services.....		517311-6	06/04	60.763	60.840	60.930	60.894	60.833
Residential Internet access services.....		517311-601	12/11	90.054	90.178	90.293	90.104	89.787
Business Internet access services.....		517311-602	12/11	98.554	98.652	98.849	99.170	99.701
Bundled access services.....		517311-7	12/11	130.689	134.637	133.922	133.471	134.401
Other wired telecommunications services.....		517311-9	12/03	107.484	107.895	109.617	110.220	109.723
Wireless telecommunications carriers.....	517312		06/99	44.409	44.413	45.019	45.021	45.017
Primary services.....		517312-P	06/99	43.891	43.896	44.495	44.497	44.492
Wireless telecommunications services.....		517312-1	06/99	43.891	43.896	44.495	44.497	44.492
Data processing and related services.....	5182		12/03	115.524	115.926	116.330	115.908	116.122
Data processing and related services.....	51821		12/03	115.524	115.926	116.330	115.908	116.122
Data processing, hosting and related services.....	518210		12/00	119.248	119.662	120.079	119.644	119.864
Primary services.....		518210-P	12/00	112.951	113.421	113.893	113.400	113.650
Business process management services.....		518210-1	12/00	104.834	104.834	104.920	104.920	104.920
Data management, information transformation, and related services.....		518210-4	12/00	105.686	105.693	105.693	105.693	105.651
Hosting, ASP, and other IT infrastructure provisioning services.....		518210-5	12/06	115.426	116.268	117.076	116.190	116.654
Other receipts.....		518210-SM	12/00	138.116	138.116	138.116	138.116	138.116
Depository credit intermediation.....	5221		12/03	144.058	146.018	143.418	144.615	141.458
Commercial banking.....	52211		12/03	147.967	149.968	147.127	148.407	145.037
Commercial banking.....	522110		12/03	147.967	149.968	147.127	148.407	145.037
Primary services.....		522110-P	12/03	147.967	149.968	147.127	148.407	145.037
Loan services.....		522110-1	12/03	229.463	234.841	227.637	225.320	217.022
Residential real estate loans, except home equity.....		522110-101	12/03	110.933	114.481	116.072	95.223	94.480
Nonresidential real estate loans.....		522110-102	12/03	528.426	543.771	520.224	529.539	505.080
Home equity loans.....		522110-103	12/03	229.604	233.364	220.059	221.497	215.334
Commercial, industrial, and agricultural loans, except real estate.....		522110-105	12/03	229.154	232.207	225.741	231.303	223.149
New and used auto and truck loans.....		522110-106	12/03	82.243	87.611	82.223	84.608	80.017
Credit cards, overdraft credit, and related plans.....		522110-107	12/03	191.875	194.184	186.780	193.352	187.513
Other loan services.....		522110-108	12/03	113.344	115.111	112.236	113.535	108.225
Deposit services.....		522110-2	12/03	77.799	77.684	78.010	82.084	82.387
Demand deposits.....		522110-201	12/11	125.733	124.963	125.789	130.430	131.471
Time and other deposits.....		522110-202	12/11	155.635	156.168	156.431	167.123	167.005
Trust services.....		522110-3	12/03	100.113	100.133	102.035	102.068	102.068
Other banking services.....		522110-4	12/03	102.349	95.238	94.892	94.892	95.024
Savings institutions.....	52218		12/03	107.019	108.668	109.409	109.515	109.160
Savings institutions and other depository credit intermediation.....	522180		12/03	107.020	108.669	109.410	109.516	109.161
Primary services.....		522180-P	12/03	107.192	108.844	109.586	109.692	109.337
Loan services.....		522180-1	12/03	123.796	126.782	127.915	131.154	130.646
Residential real estate loans, except home equity.....		522180-101	12/03	82.867	83.263	88.359	89.824	89.878
Nonresidential real estate loans.....		522180-102	12/03	219.740	223.868	221.297	224.013	220.371
Home equity loans.....		522180-103	12/03	327.702	335.264	334.150	351.498	357.469

See footnotes at end of table.

Table 11. Producer price indexes for net output of selected industries and their products, not seasonally adjusted — Continued
 [July 2024]

Title ¹	Industry code	Product code	Index base	Unadjusted index ²				
				Mar. 2024	Apr. 2024 ^P	May 2024 ^P	June 2024 ^P	July 2024 ^P
Savings institutions and other depository credit intermediation - Continued								
Commercial, industrial, and agricultural loans, except real estate.....		522180-105	12/03	297.894	294.930	305.314	308.157	313.981
New and used auto and truck loans.....		522180-106	12/03	117.212	123.657	123.174	126.534	121.823
Credit cards, overdraft credit, and related plans.....		522180-109	12/11	155.052	166.867	164.724	171.406	173.423
Other loan services.....		522180-111	12/03	95.398	100.079	97.826	104.201	100.297
Deposit services.....		522180-2	12/03	92.430	91.846	91.989	85.970	85.833
Demand deposits.....		522180-201	12/11	141.278	140.953	141.146	143.456	146.372
Time and other deposits.....		522180-202	12/11	109.217	108.345	108.522	97.700	96.529
Trusts and other banking services.....		522180-3	12/03	197.548	197.548	197.548	197.548	197.548
Security, commodity contracts and like activity.....	523		12/03	276.816	281.826	281.193	283.917	289.325
Securities and commodity contracts intermediation and brokerage.....	5231		06/00	228.658	227.017	228.914	230.883	234.069
Investment banking and securities intermediation.....	52315		12/22	120.758	119.891	120.893	121.932	123.615
Investment banking and securities intermediation.....	523150		12/22	120.758	119.891	120.893	121.932	123.615
Primary services.....		523150-P	12/22	120.758	119.891	120.893	121.932	123.615
Securities brokerage.....		523150-1	12/03	136.858	136.277	137.232	137.261	139.250
Brokerage services.....		523150-101	06/00	56.401	55.566	56.508	56.508	57.270
Brokerage services, equities and ETFs.....		523150-1011	06/00	49.425	47.667	49.725	49.725	51.389
Brokerage services, all other securities.....		523150-1012	06/00	74.656	74.589	74.589	74.589	74.589
Other securities related services including margin lending and mutual fund sales.....		523150-102	06/00	206.402	206.451	207.040	207.101	210.190
Investment banking and securities dealing.....		523150-2	12/03	494.872	490.359	494.896	501.908	508.608
Dealer transactions.....		523150-201	06/00	137.900	134.085	136.336	140.671	145.638
Dealer transactions, equity securities.....		523150-2011	06/05	180.526	173.993	178.978	187.411	194.468
Dealer transactions, debt securities and all other trading.....		523150-2012	06/00	121.694	120.483	119.615	119.574	123.182
Investment banking services.....		523150-202	06/00	292.512	291.346	295.816	299.631	302.353
Other securities dealing services.....		523150-203	12/03	2,479.215	2,479.715	2,479.828	2,487.264	2,489.439
Portfolio management and investment advice.....	52394		12/22	113.293	117.837	116.533	117.770	120.535
Portfolio management and investment advice.....	523940		12/22	113.293	117.837	116.533	117.770	120.535
Primary services.....		523940-P	12/22	113.293	117.837	116.533	117.770	120.535
Portfolio management.....		523940-1	06/02	336.618	350.657	348.223	350.453	358.454
Mutual fund and exchange traded fund management.....		523940-11	06/02	371.643	383.416	379.928	382.979	393.168
Management of equity funds.....		523940-1101	01/17	173.893	182.799	180.402	182.469	189.757
Management of bond funds.....		523940-1102	01/17	106.362	105.761	105.243	105.725	105.498
Management of other funds.....		523940-1103	01/17	117.331	117.777	117.810	117.811	118.778
Private portfolio management.....		523940-12	06/02	315.921	330.749	328.819	330.646	337.545
Management of equity private portfolios.....		523940-1201	01/17	169.241	181.323	179.991	181.446	185.316
Management of bond private portfolios.....		523940-1202	01/17	106.994	107.789	107.588	107.735	110.449
Management of other private portfolios.....		523940-1203	01/17	129.957	130.579	130.033	130.152	-
Investment advice.....		523940-2	06/02	251.523	259.237	249.978	259.100	266.181
Investment advisory services.....		523940-21	06/02	251.523	259.237	249.978	259.100	266.181
Insurance carriers and related activities.....	524		12/03	156.226	156.355	156.833	156.909	157.074
Insurance carriers.....	5241		12/03	157.035	157.170	157.666	157.745	157.864
Direct life/health/medical insurance carriers.....	52411		12/03	159.451	159.491	159.621	159.562	159.605
Direct life insurance carriers.....	524113		12/98	115.880	116.028	116.281	116.286	116.323
Primary services.....		524113-P	12/98	115.670	115.817	116.070	116.075	116.112
Life insurance policies.....		524113-1	12/98	109.958	109.869	110.191	110.193	110.243
Individual life insurance policies.....		524113-101	12/98	118.014	118.025	118.456	118.459	118.464
Term life insurance policies.....		524113-10101	12/98	106.656	106.657	106.658	106.658	106.659
Whole life insurance policies.....		524113-10102	12/98	130.224	130.224	130.224	130.230	130.233
Universal life insurance policies.....		524113-10103	12/98	110.829	110.907	110.918	110.920	110.939
Variable-universal and other individual life insurance policies.....		524113-10105	12/17	99.528	99.505	100.908	100.908	100.908
Group life insurance policies.....		524113-102	12/98	89.931	89.533	89.533	89.533	89.721
Annuities.....		524113-2	12/98	151.155	154.531	154.285	154.343	154.277
Variable deferred annuities.....		524113-201	12/98	187.009	188.337	188.303	188.303	188.327
Fixed-rate deferred annuities.....		524113-202	12/98	117.595	124.170	123.661	123.793	123.654
Immediate annuities.....		524113-203	12/98	125.640	125.047	124.909	124.949	124.739
Disability insurance policies.....		524113-3	06/06	102.154	102.154	102.154	102.154	102.154
Direct health and medical insurance carriers.....	524114		12/02	208.640	208.611	208.672	208.562	208.614
Primary services.....		524114-P	12/02	211.982	211.953	212.015	211.903	211.955
Medical service plans.....		524114-1	12/02	221.621	221.590	221.655	221.538	221.593
Comprehensive medical service plans.....		524114-101	12/02	231.027	230.954	231.055	230.971	231.047
Group managed care medical service plans.....		524114-10101	12/02	228.275	228.120	228.335	228.154	228.171
Group fee-for-service medical service plans.....		524114-10102	12/02	206.710	206.710	206.710	206.710	207.165
Individual comprehensive medical service plans.....		524114-10103	12/02	350.535	350.535	350.535	350.535	350.560
Non-comprehensive medical service plans.....		524114-103	06/07	135.444	135.445	135.468	135.378	135.402

See footnotes at end of table.

Table 11. Producer price indexes for net output of selected industries and their products, not seasonally adjusted — Continued
 [July 2024]

Title ¹	Industry code	Product code	Index base	Unadjusted index ²				
				Mar. 2024	Apr. 2024 ^P	May 2024 ^P	June 2024 ^P	July 2024 ^P
Direct health and medical insurance carriers - Continued								
Dental service plans.....		524114-10301	12/02	139.077	139.096	139.339	139.570	139.723
Supplemental Medicare service plans.....		524114-10302	12/02	173.639	173.639	173.639	173.208	173.246
Other medical service plans.....		524114-10303	12/02	177.733	177.733	177.733	177.733	177.733
Indemnity health insurance plans.....		524114-2	12/02	114.259	114.259	114.259	114.259	114.259
Other direct insurance carriers.....	52412		12/98	179.132	179.512	180.964	181.385	181.707
Direct property and casualty insurers.....	524126		06/98	179.264	179.644	181.097	181.518	181.841
Primary services.....		524126-P	06/98	179.416	179.797	181.251	181.673	181.995
Private passenger auto insurance.....		524126-1	06/98	223.045	223.321	225.669	226.119	226.672
Homeowner's insurance.....		524126-2	06/98	246.157	246.185	247.319	247.594	248.356
Commercial auto insurance.....		524126-3	06/98	134.196	136.807	137.947	137.056	137.805
Non-auto liability insurance.....		524126-4	06/98	132.604	132.437	135.057	136.254	136.349
Medical malpractice insurance.....		524126-402	06/98	112.789	111.674	111.674	111.674	111.674
Product and other non-auto liability insurance.....		524126-403	06/98	136.529	136.529	139.620	141.036	141.148
Commercial multiple peril insurance.....		524126-5	06/98	165.716	165.630	165.630	165.718	165.718
Worker's compensation insurance.....		524126-6	06/98	85.505	85.743	86.037	87.264	86.833
Other property and casualty insurance.....		524126-7	12/03	122.022	122.761	122.773	122.773	122.776
Insurance agencies and brokerages.....	52421		12/03	115.908	115.908	115.933	115.933	116.928
Insurance agencies and brokerages.....	524210		12/02	120.006	120.006	120.033	120.033	121.063
Primary services.....		524210-P	12/02	120.905	120.905	120.933	120.933	122.020
Sale of property and casualty insurance.....		524210-1	12/02	122.787	122.787	122.831	122.831	123.048
Sale of personal property and casualty insurance.....		524210-101	06/09	123.115	123.115	123.115	123.115	123.117
Sale of private passenger auto insurance.....		524210-10101	12/02	129.756	129.756	129.756	129.756	129.756
Sale of homeowner's insurance.....		524210-10102	12/02	127.267	127.267	127.267	127.267	127.267
Sale of other personal property and casualty insurance.....		524210-10103	06/09	102.978	102.978	102.978	102.978	103.003
Sale of commercial property and casualty insurance.....		524210-102	12/02	119.536	119.536	119.625	119.625	120.066
Sale of life insurance and annuities.....		524210-2	12/02	109.201	109.201	109.201	109.201	115.358
Sale of health and medical insurance.....		524210-3	12/02	134.430	134.430	134.430	134.430	135.935
Sale of other insurance.....		524210-4	12/02	103.281	103.281	103.281	103.281	103.281
Lessors of nonresidential buildings (except miniwarehouses).....	53112		12/03	140.489	141.136	140.262	143.007	145.555
Lessors of nonresidential buildings.....	531120		12/95	164.361	165.119	164.095	167.308	170.288
Primary services.....		531120-P	12/95	159.716	160.453	159.458	162.580	165.476
Leasing of shopping centers and retail stores.....		531120-1	12/95	138.283	140.633	139.466	144.842	148.897
Leasing of professional and office buildings.....		531120-2	12/95	178.400	177.871	176.635	175.935	178.099
Leasing of manufacturing and industrial buildings.....		531120-3	12/95	149.316	149.471	149.519	149.676	150.319
Leasing of other nonresidential buildings and facilities.....		531120-7	12/02	161.574	160.957	160.464	168.143	170.668
Lessors of miniwarehouse and self storage units.....	53113		12/03	196.964	195.522	189.347	188.719	188.498
Miniwarehouse and self-storage unit operators.....	531130		12/03	196.952	195.510	189.336	188.708	188.487
Primary services.....		531130-P	06/93	299.418	297.227	287.840	286.886	286.549
Miniwarehouse and self-storage unit operation.....		531130-1	06/93	299.418	297.227	287.840	286.886	286.549
Offices of real estate agents and brokers.....	5312		12/03	189.106	190.929	192.315	193.780	195.444
Offices of real estate agents and brokers.....	53121		12/03	189.106	190.929	192.315	193.780	195.444
Offices of real estate agents and brokers.....	531210		12/03	188.984	190.805	192.190	193.654	195.317
Primary services.....		531210-P	12/03	189.007	190.829	192.214	193.678	195.341
Real estate brokerage, residential property sales and leases.....		531210-1	12/95	265.920	268.857	271.343	274.081	275.965
Real estate brokerage, nonresidential property sales and leases including land sales and leases.....		531210-6	12/06	136.897	137.334	137.070	136.530	138.811
Real estate brokerage, nonresidential property sales including land sales.....		531210-601	12/09	149.328	150.062	149.616	148.531	152.317
Real estate brokerage, nonresidential property leases including land leases.....		531210-602	12/09	131.303	131.296	131.306	131.613	131.641
Real estate property managers.....	53131		12/03	133.964	134.751	134.688	136.633	137.103
Residential property managers.....	531311		12/03	145.079	145.698	145.690	146.889	147.071
Primary services.....		531311-P	12/03	147.215	147.844	147.835	149.052	149.237
Residential property management services.....		531311-1	12/95	153.778	154.435	154.426	155.697	155.890
Nonresidential property managers.....	531312		12/03	115.623	116.609	116.475	119.347	120.182
Primary services.....		531312-P	12/03	115.623	116.609	116.475	119.347	120.182
Nonresidential property management services.....		531312-1	12/95	128.376	129.472	129.323	132.512	133.439
Offices of real estate appraisers.....	531320		12/03	113.185	113.185	113.448	113.710	113.855
Primary services.....		531320-P	12/03	114.952	114.952	115.219	115.486	115.632
Real estate appraisal services.....		531320-1	12/95	122.864	122.864	123.150	123.435	123.591
Automotive equipment rental and leasing.....	5321		06/01	151.688	148.920	148.839	157.471	162.846
Passenger car rental and leasing.....	53211		12/03	136.649	132.031	131.999	143.613	150.947
Passenger car rental.....	532111		12/91	200.570	193.791	193.744	210.791	221.555
Primary services.....		532111-P	12/91	199.543	192.799	192.753	209.712	220.421

See footnotes at end of table.

Table 11. Producer price indexes for net output of selected industries and their products, not seasonally adjusted — Continued
 [July 2024]

Title ¹	Industry code	Product code	Index base	Unadjusted index ²				
				Mar. 2024	Apr. 2024 ^P	May 2024 ^P	June 2024 ^P	July 2024 ^P
Passenger car rental - Continued								
Standard passenger car rental.....		532111-2	12/91	184.964	175.910	175.592	196.579	209.402
Passenger car rental for business travel.....		532111-211	12/98	95.508	90.962	91.439	106.685	111.431
Passenger car rental for leisure travel.....		532111-221	12/98	184.550	175.427	174.670	192.698	206.727
Replacement passenger car rental.....		532111-3	12/91	282.378	284.662	285.752	286.811	289.346
Truck, utility trailer and RV rental and leasing.....	53212		12/03	140.780	142.452	142.296	142.429	142.304
Truck, utility trailer, and RV rental and leasing.....	532120		06/91	161.596	163.514	163.335	163.487	163.345
Primary services.....		532120-P	06/91	158.153	160.237	160.096	160.249	160.092
Rental of trucks, truck trailers, RVs.....		532120-1	06/91	161.331	164.303	162.549	164.222	163.765
Leasing of trucks, truck trailers, and RVs.....		532120-4	06/91	147.900	149.378	150.143	149.419	149.441
Other receipts.....		532120-SM	06/91	177.686	177.906	177.392	177.528	177.536
Other heavy machinery rental and leasing.....	532412		12/03	140.240	139.982	139.046	139.935	139.529
Primary services.....		532412-P	12/03	122.149	121.874	120.879	121.823	121.392
Construction equipment rental and leasing.....		532412-1	12/03	132.920	132.499	130.973	132.416	131.758
Oilfield and well drilling equipment rental and leasing.....		532412-2	12/03	99.554	99.554	99.554	99.554	99.554
Other receipts.....		532412-SM	12/03	217.319	217.319	217.319	217.319	217.319
Legal services.....	5411		12/96	287.857	292.263	292.862	292.104	293.209
Offices of lawyers.....	54111		12/96	287.857	292.263	292.862	292.104	293.209
Offices of lawyers.....	541110		12/96	287.857	292.263	292.862	292.104	293.209
Primary services.....		541110-P	12/96	286.976	291.368	291.965	291.209	292.310
Labor and employment legal services.....		541110-A	12/14	131.691	132.680	133.408	132.623	132.506
Other legal services.....		541110-C	12/14	122.850	122.850	122.850	122.850	122.850
Real estate legal services.....		541110-2	12/96	271.975	272.431	272.484	271.862	272.206
Civil negligence legal services.....		541110-3	12/96	218.222	219.540	220.874	221.154	221.562
Defendant representation.....		541110-301	12/96	274.545	277.423	280.123	280.254	281.146
Plaintiff representation.....		541110-302	12/96	153.303	153.303	153.464	153.828	153.828
Wills, estate planning, and probate.....		541110-6	12/96	261.269	261.269	261.269	261.269	261.269
Business and commercial legal services.....		541110-9	12/14	169.346	174.056	174.354	173.595	174.785
Tax legal services.....		541110-901	12/14	188.815	189.546	190.131	190.101	189.926
Intellectual property legal services.....		541110-902	12/14	157.822	161.314	162.558	159.989	158.935
Bankruptcy and other business and commercial legal services.....		541110-903	12/14	170.532	175.721	175.798	175.391	177.143
Offices of certified public accountants.....	541211		12/03	150.156	149.919	149.821	146.082	146.685
Primary services.....		541211-P	12/03	152.998	152.477	153.474	150.617	151.286
Other accounting services.....		541211-A	12/08	125.582	123.678	120.735	118.785	119.948
Financial auditing.....		541211-4	06/95	190.150	189.003	189.145	187.690	188.235
Tax preparation and planning.....		541211-5	06/95	195.967	196.510	202.252	195.019	195.541
Bookkeeping and compilation.....		541211-9	12/08	150.168	151.389	149.812	149.582	151.370
Other accounting services.....	541219		12/03	158.534	156.185	157.304	158.789	158.789
Primary services.....		541219-P	12/03	158.695	156.344	157.464	158.951	158.951
Other accounting services (non-CPA firms).....		541219-1	12/03	158.695	156.344	157.464	158.951	158.951
Architectural, engineering and related services.....	5413		12/96	192.685	193.553	193.562	194.002	193.541
Architectural services.....	54131		12/03	127.384	127.661	127.868	127.868	128.332
Architectural services.....	541310		12/96	153.818	154.152	154.401	154.401	154.963
Primary services.....		541310-P	12/96	157.466	157.848	158.132	158.132	158.772
Residential building projects.....		541310-1	12/96	175.908	176.448	176.448	176.448	176.448
Nonresidential building projects.....		541310-7	12/10	115.121	115.395	115.677	115.677	116.312
Commercial and industrial building projects.....		541310-71	09/19	106.616	106.774	107.093	107.093	107.093
Institutional building projects.....		541310-72	09/19	109.487	109.858	110.120	110.120	111.252
Other architectural services, incl. historic restoration & architectural consulting services.....		541310-8	12/10	146.292	146.316	146.316	146.316	146.316
Engineering services.....	54133		12/03	158.748	159.522	159.491	159.908	159.378
Engineering services.....	541330		12/96	200.411	201.388	201.349	201.874	201.205
Primary services.....		541330-P	12/96	202.614	203.694	203.679	203.971	203.213
Building related engineering projects.....		541330-1	12/96	179.650	181.271	181.024	181.131	180.190
Residential building engineering projects.....		541330-101	12/09	108.526	109.046	109.046	109.046	109.046
Commercial, public, and institutional building engineering projects.....		541330-102	12/09	134.840	136.243	135.639	135.898	135.832
Industrial and manufacturing plant and process engineering projects.....		541330-103	12/09	127.379	128.534	128.534	128.534	127.431
Non-building related engineering projects.....		541330-2	12/96	216.971	217.622	217.784	218.213	217.606
Transportation engineering projects.....		541330-201	12/09	138.043	138.587	138.959	139.948	139.295
Highway and roadway engineering projects.....		541330-20101	12/09	132.495	132.954	133.330	134.284	133.722
Other transportation engineering projects, including mass transit engineering projects.....		541330-20102	12/09	146.137	146.820	147.181	148.220	147.417
Municipal utility and power generation and distribution engineering projects.....		541330-202	12/09	148.678	149.739	149.739	149.739	148.790
All other non-building related engineering projects.....		541330-203	12/09	157.262	157.370	157.370	157.370	157.342
Other receipts.....		541330-SM	12/96	180.565	180.599	180.338	183.011	183.162

See footnotes at end of table.

Table 11. Producer price indexes for net output of selected industries and their products, not seasonally adjusted — Continued
 [July 2024]

Title ¹	Industry code	Product code	Index base	Unadjusted index ²				
				Mar. 2024	Apr. 2024 ^P	May 2024 ^P	June 2024 ^P	July 2024 ^P
Management and technical consulting services.....	5416		06/06	131.711	132.343	132.990	132.961	133.080
Management consulting services.....	54161		06/06	131.712	132.343	132.991	132.961	133.080
Management consulting services.....	541610		06/06	132.664	133.569	134.442	134.400	134.527
Primary services.....		541610-P	06/06	133.630	134.777	135.850	135.797	135.930
Administrative and general management consulting services.....		541610-1	06/06	153.959	154.766	157.530	157.469	157.554
Marketing consulting services.....		541610-3	06/06	67.464	67.464	67.464	67.464	67.464
Process, physical distribution and logistics consulting services.....		541610-4	06/06	122.610	130.612	128.000	129.064	129.762
Human resources consulting services.....		541610-5	06/06	121.361	121.210	119.114	117.605	117.962
Advertising agencies.....	54181		12/03	124.330	124.340	124.691	124.293	124.293
Advertising agencies.....	541810		06/95	150.716	150.727	151.153	150.670	150.670
Primary services.....		541810-P	06/95	153.746	153.758	154.224	153.695	153.695
Advertising agency services.....		541810-4	09/21	109.707	109.716	110.049	109.671	109.671
Advertising creative services billed separately.....		541810-401	06/95	143.316	143.316	143.316	141.229	141.229
Advertising placement services, including bundled placement and creative services.....		541810-402	06/95	163.702	163.722	164.480	164.531	164.531
Other advertising services billed separately.....		541810-403	12/08	102.598	102.598	102.598	102.598	102.598
Employment services.....	5613		12/96	161.262	160.542	160.521	160.096	160.224
Employee leasing services.....	56133		12/03	131.015	130.489	130.489	130.489	130.489
Professional employer organizations.....	561330		12/03	131.015	130.489	130.489	130.489	130.489
Primary services.....		561330-P	06/94	169.457	168.773	168.773	168.773	168.773
Co-employment staffing.....		561330-1	06/94	169.457	168.773	168.773	168.773	168.773
Staffing services (except PEOs).....	56138		12/10	137.868	137.207	137.175	136.532	136.726
Staffing services (except PEOs).....	561380		12/10	137.857	137.196	137.164	136.521	136.715
Primary services.....		561380-P	12/10	138.711	138.038	138.006	137.353	137.552
Temporary help services.....		561380-1	06/94	181.587	180.523	180.496	179.393	179.694
Temporary help services, office and clerical.....		561380-101	06/94	191.587	191.400	194.529	195.948	195.657
Temporary help services, light and heavy industrial.....		561380-102	06/94	191.559	187.073	187.590	184.061	184.793
Temporary help services, technical and professional.....		561380-103	06/94	105.338	105.578	103.949	104.522	103.328
Temporary help services, medical.....		561380-104	06/94	178.007	177.401	181.931	174.703	174.908
Temporary help services, other.....		561380-105	06/94	182.598	184.737	183.913	185.600	191.761
Employment placement services.....		561380-2	12/03	144.381	144.551	145.476	145.351	145.268
Executive search services.....		561380-3	12/06	109.712	111.289	109.012	112.720	112.505
Travel agencies.....	56151		12/03	106.461	106.840	106.931	106.566	108.016
Travel agencies.....	561510		12/89	119.278	119.702	119.804	119.396	121.023
Primary services.....		561510-P	12/89	118.177	118.806	118.996	118.390	120.801
Flight bookings.....		561510-1	12/89	90.834	91.617	91.602	90.755	94.134
Domestic flight bookings.....		561510-111	12/89	83.164	82.755	82.825	83.348	85.569
International flight bookings.....		561510-112	12/89	71.066	72.377	72.315	70.845	74.031
Other travel agency services, except flight bookings.....		561510-2	12/89	176.857	177.455	177.923	177.456	179.304
Hotel and car rental bookings.....		561510-211	12/89	188.087	190.142	190.077	190.046	196.925
Hotel bookings.....		561510-2111	12/11	111.497	112.689	112.654	112.633	116.665
Car rental bookings.....		561510-2112	12/11	86.609	93.150	92.307	92.854	106.138
Cruise and tour bookings.....		561510-222	06/02	109.315	109.622	110.613	109.667	109.800
Cruise bookings.....		561510-2221	12/11	115.417	115.761	117.042	115.865	116.088
Packaged tour bookings.....		561510-2222	12/11	79.253	79.398	79.232	79.219	79.001
All other travel agency services.....		561510-233	06/02	135.077	135.077	135.077	135.077	135.535
Security guards and patrol services.....	561612		12/04	171.737	172.078	171.851	172.667	172.882
Primary services.....		561612-P	12/04	171.529	171.870	171.643	172.458	172.673
Security guard services.....		561612-1	12/04	171.529	171.870	171.643	172.458	172.673
Janitorial services.....	56172		12/03	137.908	139.327	140.081	140.212	140.525
Janitorial services.....	561720		12/94	163.136	164.814	165.706	165.861	166.231
Primary services.....		561720-P	12/94	163.919	165.678	166.614	166.777	167.165
Janitorial cleaning services.....		561720-5	12/94	163.919	165.678	166.614	166.777	167.165
Nonresidential cleaning services.....		561720-51	06/03	136.060	137.649	138.493	138.641	138.991
Residential cleaning services.....		561720-52	06/03	166.937	166.937	166.937	166.937	166.937
Waste collection.....	5621		12/03	188.581	190.724	193.275	192.393	191.767
Waste collection.....	56211		12/03	188.582	190.725	193.276	192.394	191.768
Solid waste collection.....	562111		12/03	188.595	190.737	193.286	192.404	191.779
Primary services.....		562111-P	06/93	261.828	264.937	268.955	267.755	266.696
Solid waste collection services.....		562111-2	06/93	261.828	264.937	268.955	267.755	266.696
Offices of physicians.....	6211		12/96	145.952	145.914	146.806	146.392	146.184
Offices of physicians.....	62111		12/96	145.952	145.914	146.806	146.392	146.184

See footnotes at end of table.

Table 11. Producer price indexes for net output of selected industries and their products, not seasonally adjusted — Continued
 [July 2024]

Title ¹	Industry code	Product code	Index base	Unadjusted index ²				
				Mar. 2024	Apr. 2024 ^P	May 2024 ^P	June 2024 ^P	July 2024 ^P
Offices of physicians, except mental health.....	621111		12/93	157.288	157.247	158.209	157.763	157.538
Primary services.....		621111-P	12/93	158.020	157.978	158.969	158.509	158.278
One and two physician practices and single specialty group practices.....		621111-4	12/93	148.684	148.533	149.905	149.259	148.991
General/family practice.....		621111-411	12/93	166.535	166.650	166.831	167.038	167.038
Internal medicine.....		621111-412	12/99	130.589	129.843	129.843	129.843	129.843
General surgery and other surgical specialties.....		621111-413	12/99	116.623	116.623	116.626	116.626	115.575
Pediatrics.....		621111-414	12/93	248.421	248.421	265.754	257.016	256.269
Obstetrics/gynecology.....		621111-415	12/93	149.179	149.179	148.795	148.795	148.795
Other specialty.....		621111-419	12/99	127.484	127.593	127.463	127.463	127.463
Multispecialty group practice.....		621111-5	12/93	193.028	193.267	193.326	193.322	193.168
Offices of dentists.....	6212		06/10	133.901	136.401	137.167	137.326	137.312
Offices of dentists.....	62121		06/10	133.901	136.401	137.167	137.326	137.312
Offices of dentists.....	621210		06/10	133.904	136.404	137.170	137.328	137.315
Primary services.....		621210-P	06/10	134.105	136.627	137.400	137.560	137.546
Dental visits and consultations.....		621210-1	06/10	144.952	145.113	147.286	147.862	147.862
Private insurance patients: dental visits and consultations.....		621210-11	06/14	134.471	134.471	137.760	138.588	138.588
Medicare, Medicaid and all other patients: dental visits and consultations.....		621210-12	06/14	130.432	130.791	130.925	131.023	131.023
Dental surgical intervention services.....		621210-2	06/10	121.107	121.322	121.322	121.322	121.322
Private insurance patients: dental surgical intervention services.....		621210-21	06/14	115.935	115.935	115.935	115.935	115.935
Medicare, Medicaid and all other patients: dental surgical intervention services..		621210-22	06/14	118.061	118.540	118.540	118.540	118.540
Dental non-surgical intervention services.....		621210-3	06/10	131.276	136.026	136.129	136.069	136.042
Private insurance patients: dental non-surgical intervention services.....		621210-31	06/14	116.182	123.673	123.805	123.689	123.689
Medicare, Medicaid and all other patients: dental non-surgical intervention services.....		621210-32	06/14	131.404	131.637	131.684	131.709	131.650
Medical and diagnostic laboratories.....	6215		12/03	104.128	104.218	104.218	104.218	104.218
Medical and diagnostic laboratories.....	62151		12/03	104.128	104.218	104.218	104.218	104.218
Medical laboratories.....	621511		12/03	100.839	100.975	100.975	100.975	100.975
Primary services.....		621511-P	06/94	119.964	120.126	120.126	120.126	120.126
Medical laboratory services.....		621511-2	06/94	119.964	120.126	120.126	120.126	120.126
Medicare patients.....		621511-23	06/14	79.631	79.631	79.631	79.631	79.631
Medicaid patients.....		621511-24	06/14	95.319	95.319	95.319	95.319	95.319
Private insurance patients.....		621511-25	06/14	98.036	98.270	98.270	98.270	98.270
All other patients.....		621511-26	06/14	103.748	103.748	103.748	103.748	103.748
Diagnostic imaging centers.....	621512		12/03	108.892	108.892	108.892	108.892	108.892
Primary services.....		621512-P	06/94	114.259	114.259	114.259	114.259	114.259
Diagnostic imaging services.....		621512-4	06/94	114.259	114.259	114.259	114.259	114.259
Medicare and Medicaid patients.....		621512-41	06/14	91.572	91.572	91.572	91.572	91.572
Private insurance and all other patients.....		621512-42	06/14	106.175	106.175	106.175	106.175	106.175
Home health care services.....	6216		12/96	164.778	164.555	164.603	164.639	164.733
Home health care services.....	62161		12/96	164.778	164.555	164.603	164.639	164.733
Home health care services.....	621610		12/96	164.847	164.624	164.671	164.708	164.800
Primary services.....		621610-P	12/96	158.797	158.567	158.616	158.654	158.654
Medicare and Medicaid patients.....		621610-3	12/03	133.856	133.861	133.919	133.919	133.919
Medicare patients.....		621610-31	12/96	139.815	139.815	139.815	139.815	139.815
Medicaid patients.....		621610-32	12/03	148.613	148.621	148.734	148.734	148.734
Private insurance and all other patients.....		621610-4	12/03	156.982	156.191	156.191	156.319	156.319
Private insurance patients.....		621610-41	06/14	112.620	112.620	112.620	112.620	112.620
All other patients.....		621610-42	06/14	156.782	155.901	155.901	156.044	156.044
Other receipts.....		621610-SM	12/96	303.240	303.240	303.240	303.240	305.884
All other ambulatory health care services.....	62199		06/06	136.849	136.171	135.934	136.273	136.724
Blood and organ banks.....	621991		06/06	136.843	136.165	135.928	136.267	136.718
Primary services.....		621991-P	06/06	135.157	134.448	134.231	134.573	135.038
Human blood services.....		621991-1	06/06	120.591	120.415	120.543	121.021	121.750
Human red blood and whole blood services.....		621991-12	06/06	117.802	117.742	117.343	117.619	118.317
Human blood plasma services.....		621991-13	06/06	119.965	119.574	120.122	120.882	121.528
Human blood platelet and other blood services.....		621991-14	06/06	135.909	136.158	136.214	136.279	137.404
Human organ, bone, tissue, and other bank services.....		621991-2	06/06	195.423	192.810	191.376	191.270	190.851
Other receipts.....		621991-SM	06/06	164.420	165.585	164.441	164.491	164.041
Hospitals.....	622		12/92	234.822	235.022	235.944	236.097	236.233
General medical and surgical hospitals.....	6221		12/03	170.762	170.834	171.570	171.680	171.789
General medical and surgical hospitals.....	62211		12/03	170.734	170.806	171.542	171.652	171.761
General medical and surgical hospitals.....	622110		12/92	235.676	235.775	236.791	236.943	237.094
Primary services.....		622110-P	12/92	243.801	243.903	244.954	245.111	245.267

See footnotes at end of table.

Table 11. Producer price indexes for net output of selected industries and their products, not seasonally adjusted — Continued
 [July 2024]

Title ¹	Industry code	Product code	Index base	Unadjusted index ²				
				Mar. 2024	Apr. 2024 ^P	May 2024 ^P	June 2024 ^P	July 2024 ^P
General medical and surgical hospitals - Continued								
Certain infectious and parasitic diseases.....		622110-201	06/08	135.346	135.346	135.346	134.062	132.346
Neoplasms.....		622110-202	12/17	133.378	134.223	134.223	135.030	135.030
Diseases of the blood & blood-forming organs & certain disorders involving the immune mechanism.....		622110-203	12/17	135.144	133.165	133.165	133.165	134.404
Endocrine, nutritional and metabolic diseases.....		622110-204	12/17	110.336	109.658	109.267	109.267	109.089
Mental and behavioural disorders.....		622110-205	12/17	137.424	137.424	137.424	137.679	137.679
Diseases of the nervous system.....		622110-206	12/17	112.699	112.699	112.699	112.699	113.158
Diseases of the circulatory system.....		622110-209	06/08	136.315	136.295	136.478	136.451	136.252
Diseases of the respiratory system.....		622110-210	12/17	121.038	121.021	123.011	123.024	124.327
Diseases of the digestive system.....		622110-211	06/08	157.964	157.165	157.974	158.041	158.144
Diseases of the skin and subcutaneous tissue.....		622110-212	06/08	121.113	121.113	121.219	121.224	121.398
Diseases of the musculoskeletal system and connective tissue.....		622110-213	06/08	154.054	154.116	154.586	154.817	155.265
Diseases of the genitourinary system.....		622110-214	12/17	115.006	115.255	115.685	115.574	115.574
Pregnancy, childbirth and the puerperium.....		622110-215	06/08	185.598	185.812	187.523	189.590	191.116
Certain conditions originating in the perinatal period.....		622110-216	06/08	153.183	153.183	153.463	153.909	155.944
Symptoms, signs and abnormal clinical and laboratory findings, not elsewhere classified.....		622110-218	12/17	120.056	120.722	120.722	120.351	120.401
Injury, poisoning and certain other consequences of external causes.....		622110-219	12/17	116.031	116.031	116.968	116.968	116.430
Factors influencing health status and contact with health services.....		622110-221	12/17	120.209	120.254	121.595	121.763	121.527
Other diseases.....		622110-223	12/17	116.634	116.034	116.034	116.998	117.384
Psychiatric and substance abuse hospitals.....	6222		12/03	172.484	172.316	172.316	172.316	171.969
Psychiatric and substance abuse hospitals.....	62221		12/03	172.484	172.316	172.316	172.316	171.969
Psychiatric and substance abuse hospitals.....	622210		12/92	203.197	202.999	202.999	202.999	202.590
Primary services.....		622210-P	12/92	203.187	202.990	202.990	202.990	202.581
Psychiatric hospitals.....		622210-3	12/92	209.599	209.336	209.336	209.336	208.792
Medicare patients: psychiatric hospitals.....		622210-31	06/14	122.926	122.865	122.865	122.865	122.908
Medicaid patients: psychiatric hospitals.....		622210-32	06/14	163.119	163.119	163.119	163.119	163.119
Private insurance and all other patients: psychiatric hospitals.....		622210-33	06/14	129.643	129.399	129.399	129.399	128.872
Other specialty hospitals.....	6223		12/03	172.292	174.421	173.895	174.105	174.223
Other specialty hospitals.....	62231		12/03	172.292	174.421	173.895	174.105	174.223
Other specialty hospitals.....	622310		12/92	258.285	261.447	260.659	260.974	261.151
Primary services.....		622310-P	12/92	297.494	297.697	296.690	297.093	297.318
Specialty, except psychiatric and substance abuse, hospitals.....		622310-6	12/92	297.494	297.697	296.690	297.093	297.318
Medicare patients.....		622310-61	06/14	118.386	118.663	118.606	119.096	119.096
Medicaid patients.....		622310-62	06/14	145.010	145.940	145.021	141.397	142.277
Private insurance and all other patients.....		622310-63	06/14	110.439	110.247	109.740	110.375	110.375
Nursing care facilities.....	6231		12/03	183.012	183.297	183.373	183.172	185.156
Nursing care facilities.....	62311		12/03	183.012	183.297	183.372	183.172	185.155
Nursing care facilities.....	623110		12/94	277.659	278.090	278.205	277.901	280.911
Primary services.....		623110-P	12/94	276.404	276.860	276.982	276.679	279.675
Medicare and Medicaid patients.....		623110-1	12/94	266.673	267.370	267.354	267.447	270.954
Medicaid patients.....		623110-101	06/12	153.684	154.327	154.312	154.399	157.642
Medicare patients.....		623110-102	06/12	122.674	122.674	122.674	122.674	122.674
Private insurance and all other patients.....		623110-3	12/94	293.316	293.440	293.756	292.895	295.211
Private insurance patients.....		623110-301	06/14	105.795	105.795	105.795	105.795	105.795
All other patients.....		623110-302	06/14	138.403	138.474	138.652	138.165	139.476
Residential developmental disability homes.....	62321		12/03	244.466	244.387	243.658	243.621	244.511
Residential developmental disability homes.....	623210		12/03	244.457	244.378	243.649	243.612	244.506
Primary services.....		623210-P	12/03	244.680	244.589	243.748	243.705	244.737
Residential intellectual and developmental disability services.....		623210-1	12/03	244.680	244.589	243.748	243.705	244.737
Medicaid patients.....		623210-11	06/14	157.083	157.008	156.325	156.291	156.722
Non-Medicaid patients.....		623210-12	06/14	171.735	171.735	171.735	171.735	173.408
Amusement and theme parks.....	7131		06/06	226.853	223.759	220.649	220.061	220.219
Amusement and theme parks.....	71311		06/06	226.501	223.411	220.306	219.720	219.876
Amusement and theme parks.....	713110		06/06	226.484	223.397	220.290	219.704	219.860
Primary services.....		713110-P	06/06	220.804	218.374	215.073	214.380	214.524
Amusement and theme park admissions.....		713110-1	06/06	238.867	234.706	229.335	223.020	224.295
Amusement and theme park food and beverage sales.....		713110-2	06/06	212.013	214.213	212.870	223.312	223.312
Amusement and theme park merchandise sales, games, and other services.....		713110-3	06/06	169.762	165.336	173.751	185.329	174.942
Other receipts.....		713110-SM	06/06	304.797	289.182	290.389	292.009	292.394
Golf courses and country clubs.....	71391		12/05	168.302	167.880	161.719	165.429	166.835
Golf courses and country clubs.....	713910		12/05	168.304	167.882	161.720	165.430	166.837
Primary services.....		713910-P	12/05	168.856	168.412	161.927	165.900	167.338

See footnotes at end of table.

Table 11. Producer price indexes for net output of selected industries and their products, not seasonally adjusted — Continued
[July 2024]

Title ¹	Industry code	Product code	Index base	Unadjusted index ²				
				Mar. 2024	Apr. 2024 ^P	May 2024 ^P	June 2024 ^P	July 2024 ^P
Golf courses and country clubs - Continued								
Membership dues and fees.....		713910-1	12/05	180.789	180.438	180.438	181.399	183.239
Greens and guest fees.....		713910-2	12/05	145.480	144.617	119.352	127.952	128.767
Food and beverage sales.....		713910-3	12/05	181.217	180.982	180.982	186.766	188.074
Equipment rentals and all other golf services.....		713910-4	12/05	139.348	139.348	139.348	139.348	140.903
Fitness and recreational sports centers.....	71394		12/04	121.682	121.826	121.857	115.918	119.791
Fitness and recreational sports centers.....	713940		12/04	121.685	121.830	121.860	115.918	119.793
Primary services.....		713940-P	12/04	117.460	117.618	117.618	111.127	115.360
Fitness and recreational facility memberships.....		713940-1	12/04	107.792	107.896	107.896	98.399	103.880
Recreational facility admissions, classes, and other fitness center services.....		713940-2	12/04	150.274	150.613	150.613	154.317	154.317
Other receipts.....		713940-SM	12/04	136.995	136.995	137.291	137.291	137.291
Accommodation.....	721		12/96	194.410	194.951	197.158	204.484	204.355
Accommodation.....	7211		12/96	194.410	194.951	197.158	204.484	204.355
Hotels (exc casino hotels) and motels.....	72111		12/03	171.932	172.181	174.280	184.183	184.245
Hotels and motels, except casino hotels.....	721110		12/03	171.944	172.193	174.293	184.198	184.260
Primary services.....		721110-P	12/03	174.332	174.591	176.750	186.865	186.907
Guestroom rental.....		721110-1	12/03	177.240	177.780	180.478	193.247	192.899
Limited service hotels and motels guestroom rental.....		721110-101	06/93	202.570	206.765	205.176	212.620	213.428
Full service hotels and motels guestroom rental.....		721110-102	06/93	236.790	251.047	278.024	300.539	294.956
Luxury and resort hotels guestroom rental.....		721110-103	06/93	301.814	283.491	262.851	283.165	287.131
Hotel and motel food and beverage and related services.....		721110-2	12/03	159.835	160.298	160.261	159.901	160.770
Hotel and motel food and nonalcoholic beverage and related services.....		721110-201	12/03	156.413	156.970	156.952	156.481	157.527
Hotel and motel alcoholic beverage and related services.....		721110-202	12/03	177.876	177.876	177.738	177.924	177.924
Other hotel and motel services.....		721110-5	12/10	164.645	160.530	161.435	165.527	168.322
Other receipts.....		721110-SM1	12/10	184.100	183.879	183.617	188.330	190.063
Casino hotels.....	72112		12/03	133.079	133.974	135.146	132.547	132.068
Casino hotels.....	721120		12/03	133.058	133.953	135.125	132.527	132.047
Primary services.....		721120-P	12/03	134.571	135.487	136.685	134.018	133.511
Casino hotel guestroom rental.....		721120-1	06/01	132.605	152.941	151.798	143.309	145.596
Casino hotel food and beverage and related services.....		721120-2	12/03	232.482	232.748	232.759	232.738	233.924
Casino hotel food and nonalcoholic beverage and related services.....		721120-201	12/03	207.526	207.878	207.878	207.878	209.453
Casino hotel alcoholic beverage and related services.....		721120-202	12/03	304.162	304.162	304.207	304.123	304.123
Casino gaming receipts.....		721120-5	06/01	117.154	113.666	115.605	113.860	112.446
Other casino hotel services.....		721120-6	06/11	123.066	123.066	123.066	123.066	123.066
Other receipts.....		721120-SM1	06/11	136.771	136.678	136.603	137.768	139.400
Commercial machinery repair and maintenance.....	8113		06/06	195.973	198.211	200.636	200.636	200.636
Commercial machinery repair and maintenance.....	81131		06/06	195.996	198.234	200.659	200.659	200.659
Commercial machinery repair and maintenance.....	811310		06/06	195.924	198.161	200.584	200.584	200.584
Primary services.....		811310-P	06/06	177.335	179.435	181.711	181.711	181.711
Maintenance and repair services for agricultural, construction, and mining machinery.....		811310-5	12/13	173.092	174.036	174.036	174.036	174.036
Maintenance and repair services for commercial and service industry machinery.....		811310-6	12/13	154.060	154.060	161.510	161.510	161.510
Maintenance and repair services for industrial machinery.....		811310-7	12/13	127.204	130.753	130.753	130.753	130.753
Maintenance and repair services for general purpose machinery.....		811310-8	12/13	141.634	141.634	142.110	142.110	142.110
Special indexes								
New nonresidential building construction by contractor type/region.....	236400		02/14	160.530	160.649	160.589	161.223	162.492
General contractors.....		236400-1	02/14	157.070	157.372	157.245	158.408	160.305
General contractors, Northeast.....		236400-11	02/14	146.575	146.712	146.641	146.619	147.952
General contractors, South.....		236400-12	02/14	160.736	160.245	160.245	160.447	161.544
General contractors, Midwest.....		236400-13	02/14	145.771	145.905	145.481	145.389	145.824
General contractors, West.....		236400-14	02/14	168.923	170.555	170.475	174.773	179.374
Plumbing, heating, and air conditioning contractors.....		236400-221	02/14	150.376	150.783	150.744	151.252	151.604
Plumbing, heating, and air conditioning contractors, Northeast.....		236400-2211	02/14	177.240	178.745	178.745	179.225	179.410
Plumbing, heating, and air conditioning contractors, South.....		236400-2212	02/14	147.188	147.330	147.339	147.878	148.384
Plumbing, heating, and air conditioning contractors, Midwest.....		236400-2213	02/14	139.649	138.886	139.083	139.070	139.150
Plumbing, heating, and air conditioning contractors, West.....		236400-2214	02/14	141.688	142.572	142.229	143.183	143.707
Electrical contractors.....		236400-222	02/14	177.585	175.839	175.839	176.020	178.897
Electrical contractors, Northeast.....		236400-2221	02/14	183.234	181.969	181.913	182.431	185.192
Electrical contractors, South.....		236400-2222	02/14	175.063	172.634	172.634	172.634	176.090
Electrical contractors, Midwest.....		236400-2223	02/14	166.308	164.151	163.847	163.847	165.615
Electrical contractors, West.....		236400-2224	02/14	186.445	185.666	185.970	186.314	189.420
Roofing contractors.....		236400-223	02/14	179.296	179.704	178.637	178.916	180.779
Roofing contractors, Northeast.....		236400-2231	02/14	156.811	157.509	156.764	157.155	156.211
Roofing contractors, South.....		236400-2232	02/14	-	-	-	201.849	203.872

See footnotes at end of table.

Table 11. Producer price indexes for net output of selected industries and their products, not seasonally adjusted — Continued
 [July 2024]

Title ¹	Industry code	Product code	Index base	Unadjusted index ²				
				Mar. 2024	Apr. 2024 ^p	May 2024 ^p	June 2024 ^p	July 2024 ^p
New nonresidential building construction by contractor type/region - Continued								
Roofing contractors, Midwest.....		236400-2233	02/14	178.381	178.444	177.241	176.200	177.137
Roofing contractors, West.....		236400-2234	02/14	159.785	160.522	159.968	160.271	164.019
Poured concrete foundation and structure contractors.....		236400-224	02/14	166.507	167.867	168.029	168.066	167.214
Poured concrete foundation and structure contractors, Northeast.....		236400-2241	02/14	156.164	155.873	155.929	156.025	153.816
Poured concrete foundation and structure contractors, South.....		236400-2242	02/14	178.639	180.557	180.653	180.749	180.548
Poured concrete foundation and structure contractors, Midwest.....		236400-2243	02/14	159.928	160.212	160.831	160.966	160.472
Poured concrete foundation and structure contractors, West.....		236400-2244	02/14	161.905	164.103	164.011	163.867	162.414
New nonresidential building construction by region.....	236500		02/14	160.836	160.923	160.868	161.506	162.792
New nonresidential building construction, Northeast.....		236500-1	02/14	169.157	169.502	169.459	169.596	171.371
New nonresidential building construction, South.....		236500-2	02/14	158.474	157.764	157.752	157.954	158.890
New nonresidential building construction, Midwest.....		236500-3	02/14	153.263	153.021	152.868	152.815	153.143
New nonresidential building construction, West.....		236500-4	02/14	164.988	166.180	166.132	168.104	170.238
Nonresidential building maintenance & repair.....	2381MR		04/09	148.880	153.229	153.231	153.392	153.487
General medical and surgical hospitals by patient type.....	62211A							
Medicare patients.....		62211A-2	12/92	196.464	196.666	196.666	196.070	196.070
Medicaid patients.....		62211A-4	12/92	160.285	160.285	160.285	160.028	160.473
Private insurance and all other patients.....		62211A-6	12/92	310.279	310.301	312.696	314.008	314.274
Private insurance patients.....		62211A-61	06/14	135.916	135.927	137.110	137.680	137.797
All other patients.....		62211A-62	06/14	129.547	129.547	129.547	130.134	130.237
Premiums for property and casualty insurance ³	924126		06/98	172.152	172.365	173.408	173.615	173.875
Primary services.....		924126-P	06/98	172.318	172.531	173.575	173.782	174.043
Premiums for private passenger auto insurance.....		924126-1	06/98	211.432	211.624	213.650	214.017	214.489
Premiums for homeowner's insurance.....		924126-2	06/98	241.893	242.085	243.097	243.301	243.956
Premiums for commercial auto insurance.....		924126-3	06/98	122.032	122.978	123.482	123.164	123.401
Premiums for non-auto liability insurance.....		924126-4	06/98	126.518	126.503	127.373	127.880	128.031
Premiums for medical malpractice insurance.....		924126-402	06/98	118.382	118.282	118.282	118.282	118.282
Premiums for product and other non-auto liability insurance.....		924126-403	06/98	127.732	127.732	128.755	129.352	129.530
Premiums for commercial multiple peril insurance.....		924126-5	06/98	143.012	142.977	142.977	143.013	143.013
Premiums for worker's compensation insurance.....		924126-6	06/98	96.495	96.585	96.585	96.583	96.233
Premiums for other property and casualty insurance.....		924126-7	12/03	120.495	120.847	120.841	120.841	120.841

¹ Industry and product class indexes may include products not shown separately.

² All indexes are subject to revision for 4 months after their originally scheduled publication to incorporate late reports and corrections by survey respondents.

³ The special index for 924126, in which prices reflect premiums only, contrasts with the index shown elsewhere in this table for NAICS 524126, where prices reflect premiums plus the amount of investment income earned on the invested portion of the premium.

p Preliminary

"-" Data not available.

n.e.c. = Not elsewhere classified.

NOTE: Titles of some industries and products are not shown in this table because they fail to meet our publication criteria.

Table 12. Producer price index percentage changes for the net output of selected industries and their products, not seasonally adjusted
[July 2024]

Title ¹	Industry code	Product code	Unadjusted 12-month percent change ²	Unadjusted 1-month percent change ²				
				July 2023 to July 2024 ^P	Feb. to Mar.	Mar. to Apr. ^P	Apr. to May ^P	May to June ^P
Logging.....	1133		-3.1	-0.1	-2.2	0.0	0.0	0.4
Logging.....	11331		-3.1	-0.1	-2.2	0.0	0.0	0.4
Logging.....	113310		-3.1	-0.1	-2.2	-0.1	0.0	0.4
Primary products.....		113310-P	-3.1	-0.1	-2.2	0.0	0.0	0.4
Secondary products and miscellaneous receipts.....		113310-SM						
Mining								
Total mining industries.....			6.9	-2.8	4.2	-2.1	1.6	3.7
Oil and gas extraction.....	211		7.3	-5.2	6.7	-4.3	2.9	6.1
Oil and gas extraction.....	2111		7.3	-5.2	6.7	-4.3	2.9	6.1
Crude petroleum and natural gas extraction.....	211111		8.5	-4.5	7.0	-4.7	3.2	6.7
Primary products.....		211111-P	8.5	-4.5	7.0	-4.7	3.2	6.7
Crude petroleum.....		211111-1	10.4	1.7	8.5	-7.3	-0.1	5.5
Natural gas (from the wellhead).....		211111-3	2.0	-35.4	-4.5	18.5	28.4	13.7
Natural gas liquids extraction.....	211112		-1.2	-9.7	4.1	-1.6	0.7	2.0
Primary products.....		211112-P	-1.2	-9.7	4.1	-1.6	0.7	2.0
Natural gas liquids.....		211112-1	2.6	-0.6	5.9	-3.3	-4.4	0.2
Isopentane and natural gasoline.....		211112-11	11.4	4.8	6.6	-6.4	-3.7	6.1
Propane.....		211112-12	56.1	-13.5	-8.1	14.5	6.8	12.6
Butane.....		211112-13	48.2	-8.8	9.9	-10.7	7.6	12.2
Plant condensate, ethane, gas mixtures, and other natural gas liquids.....		211112-14	-18.2	5.1	9.4	-5.4	-9.5	-7.6
Residue gas shipped from natural gas liquids plants.....		211112-3	-11.4	-42.4	-7.1	10.5	35.9	10.7
Mining (except oil & gas).....	212		8.9	1.3	1.1	1.6	-0.2	1.0
Coal mining.....	2121		8.7	-3.7	-0.6	1.3	2.6	0.4
Coal mining.....	21211		8.7	-3.7	-0.6	1.3	2.6	0.4
Coal mining.....	212110		8.7	-3.7	-0.6	1.3	2.6	0.4
Primary products.....		212110-P	8.7	-3.7	-0.6	1.3	2.6	0.4
Coal, utility sold.....		212110-1	10.6	-4.5	-0.6	1.4	3.1	0.6
Bituminous coal and lignite surface mining (utility sold).....		212110-11	3.1	-4.7	-2.0	11.1	-4.7	-0.7
Raw bituminous and lignite from surface mining operations (utility sold).....		212110-111	5.9	-5.1	5.4	-0.5	3.4	-2.5
Processed bituminous coal and lignite surface operations (utility sold).....		212110-113	2.2	-4.6	-4.0	14.6	-7.1	-0.1
Bituminous coal underground mining (utility sold).....		212110-12	13.6	-4.4	0.0	-2.9	6.7	1.1
Raw bituminous coal shipped from underground mining operations (utility sold).....		212110-121	13.8	0.1	3.6	-6.8	4.5	2.2
Processed bituminous coal shipped from underground mines (utility sold).....		212110-123	13.6	-5.1	-0.6	-2.3	7.0	0.9
Coal exports.....		212110-4	-4.6	0.9	-0.5	1.0	-0.7	-0.6
Coal non-utility sold (including anthracite).....		212110-5	6.8	0.1	-0.6	0.2	0.3	0.1
Secondary products and miscellaneous receipts.....		212110-SM						
Metal ore mining.....	2122		12.6	5.7	3.5	3.0	-3.3	2.6
Iron ore mining.....	21221		1.9	-1.3	0.7	0.3	-0.7	2.1
Iron ore mining.....	212210		1.9	-1.3	0.7	0.3	-0.7	2.1
Primary products.....		212210-P	1.9	-1.3	0.7	0.3	-0.7	2.1
Iron ore (including crude, concentrates, agglomerates and pellets).....		212210-0	1.9	-1.3	0.7	0.3	-0.7	2.1
Copper, nickel, lead & zinc mining.....	21223		14.0	9.4	0.8	10.4	-8.5	5.0
Copper, nickel, lead and zinc mining.....	212230		14.0	9.4	0.8	10.4	-8.5	5.0
Primary products.....		212230-P	12.8	9.5	-0.8	10.9	-9.7	5.7
Secondary products and miscellaneous receipts.....		212230-SM						
Nonmetallic mineral mining & quarrying.....	2123		4.9	0.8	0.1	0.2	0.0	0.1
Stone mining & quarrying.....	21231		7.2	0.4	-0.2	-0.2	0.4	0.2
Dimension stone mining and quarrying.....	212311		7.1	0.0	0.0	0.0	0.0	0.0
Primary products.....		212311-P	7.2	0.0	0.0	0.0	0.0	0.0
Dimension stone.....		212311-0	7.2	0.0	0.0	0.0	0.0	0.0
Secondary products and miscellaneous receipts.....		212311-SM						
Crushed and broken limestone mining.....	212312		7.4	0.4	0.1	0.0	0.0	0.1
Primary products.....		212312-P	7.6	0.3	0.1	0.0	0.0	0.1
Crushed and broken limestone.....		212312-0	7.6	0.3	0.1	0.0	0.0	0.1
Secondary products and miscellaneous receipts.....		212312-SM						
Crushed and broken granite mining.....	212313		4.3	1.0	-1.7	-1.3	2.3	0.9

See footnotes at end of table.

Table 12. Producer price index percentage changes for the net output of selected industries and their products, not seasonally adjusted — Continued
 [July 2024]

Title ¹	Industry code	Product code	Unadjusted 12-month percent change ²	Unadjusted 1-month percent change ²				
				July 2023 to July 2024 ^P	Feb. to Mar.	Mar. to Apr. ^P	Apr. to May ^P	May to June ^P
Crushed and broken granite mining - Continued								
Primary products.....		212313-P	4.3	1.0	-1.7	-1.3	2.3	0.9
Crushed and broken granite.....		212313-0	4.3	1.0	-1.7	-1.3	2.3	0.9
Secondary products and miscellaneous receipts.....		212313-SM						
Other crushed and broken stone mining.....								
Primary products.....	212319	212319-P	9.2	0.1	0.0	0.0	0.0	0.0
Bituminous limestone and sandstone, and other crushed and broken stone.....		212319-0	9.7	0.1	0.0	0.0	0.0	0.0
Secondary products and miscellaneous receipts.....		212319-SM						
Sand/gravel/clay/refractory minerals mining.....								
Construction sand and gravel mining.....	212321		9.1	0.3	2.1	1.4	-0.3	0.3
Primary products.....		212321-P	9.2	0.3	2.3	1.4	-0.3	0.4
Construction sand and gravel (run of pit/bank, washed, screened, etc).....		212321-0	9.2	0.3	2.3	1.4	-0.3	0.4
Construction sand and gravel, Midwest.....		212321-02	10.3	0.8	3.1	1.2	-0.2	0.0
Construction sand and gravel, West.....		212321-04	9.8	0.1	2.5	2.0	-0.5	0.7
Secondary products and miscellaneous receipts.....		212321-SM						
Miscellaneous receipts.....		212321-M	4.6	0.0	0.0	0.0	0.0	0.0
Kaolin, clay, and ceramic and refractory minerals mining.....								
Primary products.....	212323	212323-P	5.6	0.0	0.4	-0.2	-0.3	0.7
Bentonite.....		212323-2	3.5	0.0	0.0	0.8	0.2	0.9
Secondary products and miscellaneous receipts.....		212323-SM						
Other nonmetallic mineral mining & quarrying.....								
Other nonmetallic mineral mining and quarrying.....	212390		-9.0	3.8	-2.9	-0.6	-0.5	-0.9
Primary products.....		212390-P	-9.0	3.8	-2.9	-0.6	-0.5	-0.9
Rock salt.....		212390-5	-	0.0	0.0	0.0	0.0	-
All other nonmetallic minerals, including gypsum.....		212390-9	0.2	15.2	-15.4	-3.7	-1.2	0.2
Secondary and miscellaneous.....		212390-SM						
Mining support activities.....								
Mining support activities.....	213		3.0	-0.8	1.4	-0.1	0.1	-0.2
Mining support activities.....	2131		3.0	-0.8	1.4	-0.1	0.1	-0.2
Mining support activities.....	21311		3.0	-0.8	1.4	-0.1	0.1	-0.2
Drilling oil and gas wells.....								
Primary services.....	213111	213111-P	3.3	-1.3	1.4	0.0	0.0	-0.2
Oil and gas well directional drilling control.....		213111-03	-2.7	0.0	0.0	0.0	0.4	-2.6
Drilling oil and gas wells, including drilling in, spudding in or tailing in.....		213111-04	4.5	-1.6	1.6	0.0	0.0	0.0
Reworking oil and gas wells.....		213111-05	-3.2	0.0	0.0	0.0	0.0	-0.4
Support activities for oil and gas operations.....								
Primary services.....	213112	213112-P	2.9	-0.7	1.5	-0.1	0.1	-0.1
Oil and gas field support services.....		213112-0	2.9	-0.7	1.5	-0.1	0.1	-0.1
Secondary products and miscellaneous receipts.....		213112-SM						
Support activities for coal mining.....								
Primary services.....	213113	213113-P	5.5	0.1	1.1	-0.1	0.3	1.1
Coal mining services.....		213113-0	5.5	0.1	1.1	-0.1	0.3	1.1
Support activities for metal and nonmetallic minerals mining.....								
Primary services.....	213118	213118-P	2.3	0.0	0.0	0.0	0.0	-1.7
Support activities for metal and nonmetallic minerals mining.....		213118-1	2.3	0.0	0.0	0.0	0.0	-1.7
Utilities.....								
Electric power generation, transmission, and distribution.....	221		3.7	-0.9	-1.4	2.7	6.2	2.0
Electric power generation.....	2211		3.8	-0.4	-1.0	3.7	7.0	2.4
Electric power generation.....	22111		5.8	-3.1	-4.1	16.0	4.4	14.1
Electric power generation.....	221110		5.8	-3.1	-4.1	16.0	4.4	14.1
Primary products.....		221110-P	5.3	-3.1	-4.2	16.3	4.5	14.3
Utilities.....		221110-4	-7.7	-3.6	1.2	0.1	1.1	6.9
Non-utilities.....		221110-5	18.4	-2.5	-10.3	37.1	7.7	20.8
Secondary products and miscellaneous receipts.....		221110-SM						
Electric power transmission, control, and distribution.....								
Electric bulk power transmission and control.....	22112		2.8	0.5	-0.1	0.0	8.0	-1.8
Primary products.....	221121	221121-P	0.9	0.1	0.8	0.2	-0.7	-3.2
Electric bulk power transmission and control.....		221121-3	0.9	0.1	0.8	0.2	-0.7	-3.2
Electric power distribution.....								
Primary products.....	221122	221122-P	2.9	0.5	-0.1	0.0	8.4	-1.7
Primary products.....			2.3	0.7	-0.6	0.0	6.2	-0.5

See footnotes at end of table.

Table 12. Producer price index percentage changes for the net output of selected industries and their products, not seasonally adjusted — Continued
 [July 2024]

Title ¹	Industry code	Product code	Unadjusted 12-month percent change ²	Unadjusted 1-month percent change ²				
				July 2023 to July 2024 ^P	Feb. to Mar.	Mar. to Apr. ^P	Apr. to May ^P	May to June ^P
Electric power distribution - Continued								
Residential electric power.....		221122-41	2.4	0.8	-0.4	0.5	3.4	-0.7
New England residential electric power.....		221122-411	1.0	0.0	-4.0	0.0	-0.1	-8.4
Middle Atlantic residential electric power.....		221122-412	7.3	0.5	-3.0	0.4	2.5	1.4
East North Central residential electric power.....		221122-413	8.0	-0.1	0.9	-1.1	7.2	0.0
West North Central residential electric power.....		221122-414	4.0	1.2	3.5	-0.5	12.2	1.9
South Atlantic residential electric power.....		221122-415	2.3	-0.4	0.2	0.8	4.4	-0.2
East South Central residential electric power.....		221122-416	-1.2	3.6	-3.5	-1.6	3.1	-0.8
West South Central residential electric power.....		221122-417	-4.7	1.9	0.4	2.1	1.8	-0.1
Mountain residential electric power.....		221122-418	6.4	2.3	-0.3	4.4	0.1	1.1
Pacific residential electric power.....		221122-419	0.7	1.0	0.5	0.1	0.9	-3.1
Commercial electric power.....		221122-42	2.9	1.9	-0.8	0.0	8.8	-0.7
New England commercial electric power.....		221122-421	-1.8	0.0	-2.2	0.0	-0.4	-6.3
Middle Atlantic commercial electric power.....		221122-422	13.3	10.1	-5.8	1.5	13.7	3.1
East North Central commercial electric power.....		221122-423	5.7	-0.4	0.6	-1.3	7.2	0.5
West North Central commercial electric power.....		221122-424	7.3	0.3	4.4	-1.0	9.7	3.7
South Atlantic commercial electric power.....		221122-425	-0.2	0.2	0.0	-0.1	0.2	-0.6
East South Central commercial electric power.....		221122-426	-3.1	2.3	-1.9	-3.2	3.9	-1.1
West South Central commercial electric power.....		221122-427	-3.9	1.9	0.2	0.4	6.9	-0.2
Mountain commercial electric power.....		221122-428	4.8	1.7	-1.0	3.3	0.0	3.6
Pacific commercial electric power.....		221122-429	2.3	0.4	0.2	0.0	21.7	-4.6
Industrial electric power.....		221122-43	1.1	-1.8	-0.9	-1.4	8.3	0.5
New England industrial electric power.....		221122-431	-11.1	-8.6	-15.2	-3.3	0.8	7.7
Middle Atlantic industrial electric power.....		221122-432	13.6	-1.9	-2.5	-0.7	4.0	5.2
East North Central industrial electric power.....		221122-433	10.5	-1.0	2.9	-3.9	6.0	0.0
West North Central industrial electric power.....		221122-434	0.3	-0.3	5.1	0.7	8.8	2.4
South Atlantic industrial electric power.....		221122-435	6.2	0.8	0.2	2.0	0.5	-0.9
East South Central industrial electric power.....		221122-436	-4.0	0.3	0.4	-4.1	4.8	-0.6
West South Central industrial electric power.....		221122-437	-6.6	2.4	-1.3	-2.7	5.4	0.3
Mountain industrial electric power.....		221122-438	-14.5	-18.0	-13.7	0.5	3.4	8.2
Pacific industrial electric power.....		221122-439	1.8	0.9	0.3	0.1	26.9	-3.6
Transportation electric power.....		221122-45	0.7	1.0	0.6	-2.5	7.1	-1.1
Secondary products and miscellaneous receipts.....		221122-SM						
Miscellaneous receipts.....		221122-M	0.5	0.2	0.0	0.0	0.2	0.0
Natural gas distribution.....	2212		3.2	-2.9	-2.8	-1.2	3.0	0.5
Natural gas distribution.....	22121		3.2	-2.9	-2.8	-1.2	3.0	0.5
Natural gas distribution.....	221210		3.2	-2.9	-2.8	-1.2	3.0	0.5
Primary products.....		221210-P	3.3	-3.1	-2.9	-1.2	2.7	0.7
Natural gas to ultimate consumers.....		221210-11	1.5	-3.5	-3.6	-1.4	3.0	0.8
Residential natural gas.....		221210-112	1.0	-2.1	-2.4	-1.6	2.1	0.4
New England residential natural gas.....		221210-1121	6.6	0.1	0.0	-19.1	-0.4	-0.7
Middle Atlantic residential natural gas.....		221210-1122	4.9	-0.2	-0.6	-0.1	-0.1	0.6
East North Central residential natural gas.....		221210-1123	-0.6	-3.1	-1.1	-2.6	7.3	0.5
West North Central residential natural gas.....		221210-1124	-0.6	-5.2	-1.2	2.1	-0.5	1.7
South Atlantic residential natural gas.....		221210-1125	2.5	0.2	-2.5	0.3	2.4	2.2
East South Central residential natural gas.....		221210-1126	-7.4	-2.5	-6.6	-0.8	-2.2	11.4
West South Central residential natural gas.....		221210-1127	5.6	-4.8	-3.6	-4.4	2.6	1.7
Mountain residential natural gas.....		221210-1128	-20.3	-0.6	-4.3	0.4	0.1	-14.7
Pacific residential natural gas.....		221210-1129	6.1	-4.3	-5.9	2.1	2.3	4.2
Commercial natural gas.....		221210-113	0.4	-3.4	-5.6	-3.2	2.5	0.1
New England commercial natural gas.....		221210-1131	13.6	0.2	0.1	-24.9	-0.3	-0.7
Middle Atlantic commercial natural gas.....		221210-1132	9.1	-1.0	-1.2	-0.6	0.6	1.0
East North Central commercial natural gas.....		221210-1133	0.3	-3.5	-3.5	-3.1	6.1	-0.4
West North Central commercial natural gas.....		221210-1134	-2.1	-9.6	-4.3	1.7	3.4	1.8
South Atlantic commercial natural gas.....		221210-1135	0.5	0.4	-3.8	1.2	2.1	2.0
East South Central commercial natural gas.....		221210-1136	-2.3	-5.2	-5.8	3.1	4.9	9.2
West South Central commercial natural gas.....		221210-1137	5.0	-4.7	-4.7	-4.1	2.0	0.3
Mountain commercial natural gas.....		221210-1138	-29.7	-0.6	-6.5	-0.2	-0.1	-20.1
Pacific commercial natural gas.....		221210-1139	4.3	-8.9	-20.3	-0.6	3.7	8.9
Industrial natural gas.....		221210-114	-3.6	-4.7	-6.2	-2.0	1.1	0.9
New England industrial natural gas.....		221210-1141	19.3	0.3	-0.2	-25.5	-0.6	-1.1
Middle Atlantic industrial natural gas.....		221210-1142	-8.5	-1.5	-0.6	-0.2	0.8	6.7
East North Central industrial natural gas.....		221210-1143	-1.1	-4.6	-9.4	-6.4	5.8	-1.1
West North Central industrial natural gas.....		221210-1144	-2.5	-4.3	-2.7	1.1	-2.9	3.2

See footnotes at end of table.

Table 12. Producer price index percentage changes for the net output of selected industries and their products, not seasonally adjusted — Continued
 [July 2024]

Title ¹	Industry code	Product code	Unadjusted 12-month percent change ²	Unadjusted 1-month percent change ²				
				July 2023 to July 2024 ^P	Feb. to Mar.	Mar. to Apr. ^P	Apr. to May ^P	May to June ^P
Natural gas distribution - Continued								
South Atlantic industrial natural gas.....		221210-1145	5.0	-3.6	-2.9	-1.0	4.2	3.4
East South Central industrial natural gas.....		221210-1146	-2.8	-2.0	-5.3	-3.2	5.6	7.1
West South Central industrial natural gas.....		221210-1147	-5.6	-8.2	-7.6	-2.4	-2.8	0.6
Mountain industrial natural gas.....		221210-1148	-12.5	-3.6	-0.6	0.0	0.1	-12.2
Pacific industrial natural gas.....		221210-1149	-5.5	-2.6	-9.3	3.2	2.7	0.8
To electric power.....		221210-115	3.3	-5.2	-4.1	-0.3	4.6	1.7
Delivered to ultimate consumers for the account of others (transportation only) . . .		221210-12	13.0	-0.6	0.8	-0.4	1.2	0.1
Industrial consumer.....		221210-122	23.5	-1.5	1.3	-0.2	1.8	0.3
Other consumers.....		221210-123	6.7	-0.1	0.5	-0.5	0.8	-0.1
Secondary products and miscellaneous receipts.....		221210-SM						
Miscellaneous receipts.....		221210-M	0.9	-0.2	-0.3	0.0	0.3	0.1
Construction industries								
New industrial building construction.....	236211		0.3	0.1	-0.1	0.0	0.1	-0.1
Primary products.....		236211-P	0.3	0.1	-0.1	0.0	0.1	-0.1
New warehouse building construction.....	236221		0.6	0.0	0.4	0.0	0.0	0.3
Primary products.....		236221-P	0.6	0.0	0.4	0.0	0.0	0.3
New school building construction.....	236222		1.8	-0.1	0.3	-0.2	0.2	1.4
Primary products.....		236222-P	1.8	-0.1	0.3	-0.2	0.2	1.4
New office building construction.....	236223		2.4	0.3	-0.3	0.0	1.1	1.3
Primary products.....		236223-P	2.4	0.3	-0.3	0.0	1.1	1.3
New health care building construction.....	236224		0.1	-0.1	0.1	0.0	0.1	0.3
Primary products.....		236224-P	0.1	-0.1	0.1	0.0	0.1	0.3
Concrete contractors, nonresidential building work.....	23811X		2.9	0.2	0.7	0.1	0.2	-0.5
Primary products.....		23811X-P	2.9	0.2	0.7	0.1	0.2	-0.5
Roofing contractors, nonresidential building work.....	23816X		2.3	0.0	0.6	-0.3	0.1	0.9
Primary products.....		23816X-P	2.3	0.0	0.6	-0.3	0.1	0.9
Electrical contractors, nonresidential building work.....	23821X		2.2	0.0	1.2	0.0	0.1	1.3
Primary products.....		23821X-P	2.2	0.0	1.2	0.0	0.1	1.3
Plumbing, heating and air-conditioning contractors, nonresidential building work.....	23822X		1.3	0.1	0.2	0.0	0.2	0.1
Primary products.....		23822X-P	1.3	0.1	0.2	0.0	0.2	0.1
Manufacturing								
Total manufacturing industries.....			1.7	0.5	0.7	-1.1	-0.5	0.9
Food mfg.....	311		2.7	0.9	0.4	0.2	0.7	0.5
Animal food mfg.....	3111		-5.2	-1.0	-0.4	0.1	-0.1	0.2
Animal food mfg.....	31111		-5.2	-1.0	-0.4	0.1	-0.1	0.2
Dog and cat food manufacturing.....	311111		0.7	0.0	0.0	0.0	0.0	0.0
Primary products.....		311111-P	0.7	0.0	0.0	0.0	0.0	0.0
Dog food.....		311111-1	0.7	0.0	0.0	0.0	0.0	0.0
Canned dog food.....		311111-11	2.0	0.0	0.0	0.0	0.0	0.0
Dry and semi moist dog food.....		311111-14	0.4	0.0	0.0	0.0	0.0	0.0
Cat food.....		311111-4	0.7	0.0	0.0	0.0	0.0	0.0
Canned cat food.....		311111-44	0.5	0.0	0.0	0.0	0.0	0.0
Dry and semi moist cat food.....		311111-45	0.7	0.0	0.0	0.0	0.0	0.0
Secondary products and miscellaneous receipts.....		311111-SM						
Miscellaneous receipts.....		311111-M1	0.0	0.0	0.0	0.0	0.0	0.0
Other animal food manufacturing.....	311119		-9.6	-1.9	-0.7	0.2	-0.2	0.4
Primary products.....		311119-P	-10.0	-1.9	-0.7	0.3	-0.2	0.4
Complete swine feed, supplements, concentrates, and premixes.....		311119-B	-4.6	0.0	0.6	0.6	0.0	0.0
Complete beef cattle feed, supplements, concentrates, and premixes.....		311119-H	-7.9	-2.3	-1.2	0.5	-0.5	1.1
Poultry, exc. chicken and turkey, and livestock, exc. cattle and swine, feed.....		311119-N	-0.7	-0.6	0.1	-0.4	0.0	0.0
Pet (excluding dog and cat), laboratory, and fur animal feed.....		311119-R	-10.2	-0.6	-0.7	-0.5	0.1	-3.6
Chicken and turkey feed, supplements, concentrates, and premixes.....		311119-1	-17.7	-2.7	-0.8	1.2	-1.2	0.6
Complete dairy cattle feed, supplements, concentrates, and premixes.....		311119-5	-6.3	-3.0	-1.9	-1.1	0.6	1.7
Other prepared animal feeds, including feeding materials and adjuncts.....		311119-9	-8.9	-1.6	-0.3	0.1	1.3	0.0
Secondary products and miscellaneous receipts.....		311119-SM						
Miscellaneous receipts.....		311119-M	-3.5	-1.0	-0.6	0.1	1.5	0.0
Secondary products.....		311119-S	-0.5	0.0	0.1	0.0	0.0	-0.1
Grain & oilseed milling.....	3112		-5.6	-0.6	-0.2	0.1	-0.3	1.1

See footnotes at end of table.

Table 12. Producer price index percentage changes for the net output of selected industries and their products, not seasonally adjusted — Continued
 [July 2024]

Title ¹	Industry code	Product code	Unadjusted 12-month percent change ²	Unadjusted 1-month percent change ²				
				July 2023 to July 2024 ^P	Feb. to Mar.	Mar. to Apr. ^P	Apr. to May ^P	May to June ^P
Flour milling & malt mfg.	31121		-8.3	-1.0	-1.1	1.9	-1.0	-1.0
Flour milling.	311211		-9.6	-1.6	-1.5	2.7	-1.7	-1.2
Primary products.		311211-P	-9.5	-1.7	-1.1	2.8	-1.7	-1.3
Prepared flour mixes, including refrigerated and frozen doughs and batters, made in flour mills.		311211-A	-0.7	0.0	-0.1	0.0	0.0	0.1
Wheat flour (except flour mixes), made in flour mills.		311211-1	-7.1	-2.5	-1.3	4.6	-2.7	-1.7
Wheat mill products, except flour.		311211-4	-30.2	-4.1	-1.2	3.3	-2.8	-1.5
Corn mill products.		311211-7	-3.3	-0.3	0.0	0.8	-0.5	-0.1
Other grain mill products.		311211-9	-14.5	0.2	-4.7	1.5	0.2	-3.7
Secondary products and miscellaneous receipts.		311211-SM						
Miscellaneous receipts.		311211-M	-12.8	-1.3	2.1	-0.1	2.0	-1.0
Rice milling.	311212		-6.8	0.4	0.2	0.2	0.4	-0.6
Primary products.		311212-P	-6.8	0.4	0.2	0.2	0.4	-0.6
Milled rice and byproducts.		311212-0	-6.8	0.4	0.2	0.2	0.4	-0.6
Milled rice (incl second heads, screenings, brewers, bran, sharps, rice flour, and byproducts).		311212-04	-10.3	0.7	-0.1	0.4	1.2	0.0
Head rice not packaged with other ingredients.		311212-06	-6.5	-0.1	0.1	-0.1	-0.2	-1.4
Malt manufacturing.	311213		-0.3	0.6	-0.5	0.0	0.1	0.1
Primary products.		311213-P	-0.3	0.7	-0.5	0.0	0.1	0.1
Malt and malt byproducts.		311213-0	-0.3	0.7	-0.5	0.0	0.1	0.1
Secondary products and miscellaneous receipts.		311213-SM1						
Starch & vegetable fats & oils mfg.	31122		-6.2	-0.7	0.1	-0.6	-0.1	2.1
Wet corn milling and starch manufacturing.	311221		-6.4	-0.4	-0.2	2.9	0.1	0.5
Primary products.		311221-P	-6.1	-0.4	-0.2	3.0	0.1	0.5
Wet process corn byproducts.		311221-A	-28.1	5.2	-3.7	-1.7	3.7	-20.0
Corn sweeteners, made by wet milling.		311221-1	-4.3	-2.7	-1.0	7.3	-0.7	4.9
Manufactured starch, made by wet milling.		311221-4	-7.7	0.5	0.2	0.0	-0.3	2.7
Secondary products and miscellaneous receipts.		311221-SM						
Soybean and other oilseed processing.	311224		-4.7	-1.1	0.2	-1.4	0.0	3.1
Primary products.		311224-P	-1.9	-0.9	-0.8	-0.3	0.0	2.2
Cottonseed cake, meal, hulls, and other byproducts.		311224-B	-10.5	-0.9	-2.0	1.1	0.7	-1.7
Cottonseed cake and meal.		311224-B1	-11.3	-1.3	-2.7	3.4	0.9	-3.9
Soybean oil.		311224-3	6.8	-0.4	-0.5	-1.7	0.4	1.3
Crude soybean oil, degummed, made from soybeans crushed in the same establishment.		311224-31	61.0	-0.2	0.1	-0.3	0.1	0.2
Soybean oil, all other types.		311224-32	-28.4	-0.7	-1.3	-3.7	0.8	2.9
Soybean cake, meal, and other byproducts.		311224-4	-7.8	-1.2	-1.7	2.2	-0.2	0.5
Soybean cake and meal.		311224-41	-4.4	-1.3	-0.8	1.6	0.7	-0.2
Other soybean products, including isolates and concentrates.		311224-42	-32.8	-0.2	-10.6	8.7	-9.2	8.4
Cotton linters.		311224-7	-29.8	0.0	1.0	0.3	18.0	9.0
Other crude and refined vegetable oils and other vegetable mill products.		311224-9	-2.6	-0.6	-0.9	0.7	-0.3	-0.1
Other crude vegetable oils, including linseed, peanut, sunflower, safflower, etc.		311224-91	-1.9	-0.3	-0.4	0.9	-0.7	-0.3
Other vegetable oil mill products, including all oil seed cake and meal.		311224-93	-2.8	-0.8	-1.4	0.5	0.1	0.1
Secondary products and miscellaneous receipts.		311224-SM						
Miscellaneous products.		311224-M	49.6	-2.9	-2.9	14.6	5.1	2.9
Fats and oils refining and blending.	311225		-9.7	0.4	-0.4	-2.1	-0.8	0.5
Primary products.		311225-P	-9.6	0.9	0.1	-3.3	-0.3	0.6
Shortening and cooking oils.		311225-2	-10.8	1.2	0.2	-4.9	0.3	0.7
Margarine, butter blends, and butter substitutes.		311225-4	-	-0.3	-0.3	1.6	-2.0	-
Secondary products and miscellaneous receipts.		311225-SM						
Secondary products.		311225-S	-10.4	-1.3	-2.5	2.8	-3.1	0.0
Breakfast cereal manufacturing.	31123		1.6	0.0	0.0	0.0	0.0	-0.2
Breakfast cereal manufacturing.	311230		1.6	0.0	0.0	0.0	0.0	-0.2
Primary products.		311230-P	1.7	0.0	0.0	0.0	0.0	-0.2
Breakfast cereal.		311230-1	1.7	0.0	0.0	0.0	0.0	-0.2
Secondary products and miscellaneous receipts.		311230-SM						
Sugar & confectionery product mfg.	3113		12.7	2.4	3.6	-1.7	2.1	-0.7
Sugar mfg.	31131		12.6	1.6	-0.1	0.1	-0.2	0.1
Beet sugar manufacturing.	311313		20.1	1.8	0.1	-0.6	0.0	0.2
Primary products.		311313-P	20.1	1.8	0.1	-0.6	0.0	0.2
Beet sugar.		311313-0	20.1	1.8	0.1	-0.6	0.0	0.2

See footnotes at end of table.

Table 12. Producer price index percentage changes for the net output of selected industries and their products, not seasonally adjusted — Continued
 [July 2024]

Title ¹	Industry code	Product code	Unadjusted 12-month percent change ²	Unadjusted 1-month percent change ²					
				July 2023 to July 2024 ^P	Feb. to Mar.	Mar. to Apr. ^P	Apr. to May ^P	May to June ^P	June to July ^P
Beet sugar manufacturing - Continued									
Secondary products and miscellaneous receipts.....		311313-SM1							
Cane sugar manufacturing.....	311314		8.2	1.5	-0.2	0.6	-0.4	0.0	
Primary products.....		311314-P	8.3	1.5	-0.2	0.6	-0.4	-0.1	
Raw cane sugar and sugarcane mill products and byproducts.....		311314-1	2.6	1.3	0.0	0.1	-0.9	-0.1	
Refined granulated cane sugar and byproducts.....		311314-3	12.2	1.7	-0.4	1.0	0.0	0.0	
Secondary products and miscellaneous receipts.....		311314-SM							
Nonchocolate confectionery mfg.....	31134		1.3	0.0	0.0	0.1	0.0	0.0	
Nonchocolate confectionery manufacturing.....	311340		1.3	0.0	0.0	0.1	0.0	0.0	
Primary products.....		311340-P	1.3	0.0	0.0	0.1	0.0	0.0	
Nonchocolate-type confectioneries.....		311340-5	1.8	0.0	0.0	0.2	0.0	0.0	
Other confectionery-type products.....		311340-7	0.0	0.0	0.0	0.0	0.0	0.0	
Secondary products and miscellaneous receipts.....		311340-SM							
Chocolate and confectionery manufacturing.....	31135		20.3	4.4	8.4	-3.9	5.0	-1.5	
Chocolate and confectionery mfg. from cacao.....	311351		49.7	13.3	19.1	-9.6	12.3	-5.3	
Primary products.....		311351-P	49.6	13.4	19.0	-9.6	12.3	-5.4	
Chocolate coatings, made from cacao beans.....		311351-1	50.3	13.4	12.3	-4.0	10.8	-6.8	
Chocolate/chocolate-type confectionery products, made from cacao beans.....		311351-4	3.5	0.0	0.0	0.0	0.0	0.0	
Other chocolate and cocoa products, made from cacao beans.....		311351-7	75.9	19.9	27.9	-13.6	17.1	-6.8	
Secondary products and miscellaneous receipts.....		311351-SM1							
Confectionery mfg. from purchased chocolate.....	311352		6.1	-0.4	1.9	0.2	0.3	1.3	
Primary products.....		311352-P	6.5	-0.4	2.0	0.2	0.3	1.4	
Chocolate/confectionery products, made from purchased chocolate.....		311352-3	6.5	-0.4	2.0	0.2	0.3	1.4	
Secondary products and miscellaneous receipts.....		311352-SM							
Miscellaneous receipts.....		311352-M	13.1	0.0	0.0	-1.6	0.0	-0.1	
Fruit & vegetable preserving & specialty food mfg.....	3114		2.9	-0.6	0.1	0.3	0.1	0.3	
Frozen food manufacturing.....	31141		4.0	-0.1	0.3	0.2	0.2	0.8	
Frozen fruit and vegetable manufacturing.....	311411		8.8	-0.1	1.0	0.2	0.1	2.1	
Primary products.....		311411-P	8.6	-0.1	1.0	0.1	0.1	2.0	
Frozen fruits, juices, ades, drinks, and cocktails.....		311411-1	27.1	0.8	0.4	0.7	0.5	6.9	
Frozen fruits.....		311411-11	9.0	1.9	1.1	1.7	1.3	1.2	
Frozen vegetables.....		311411-4	3.8	-0.4	1.2	0.0	0.0	0.6	
Frozen vegetables, other than potato products.....		311411-47	0.0	0.1	-0.5	0.0	0.1	0.1	
Frozen potato products (French-fried, patties, puffs, etc.).....		311411-48	6.2	-0.7	2.3	0.0	0.0	0.9	
Secondary products and miscellaneous receipts.....		311411-SM							
Miscellaneous receipts.....		311411-M	56.0	1.0	2.7	8.3	-1.5	12.1	
Frozen specialty food manufacturing.....	311412		0.6	-0.1	-0.2	0.1	0.3	-0.1	
Primary products.....		311412-P	0.6	-0.1	-0.2	0.1	0.3	-0.1	
Frozen dinners (beef, pork, and poultry pies) and nationality foods, incl. frozen pizza.....		311412-1	0.3	0.2	-0.4	0.3	0.4	-0.1	
Other frozen specialties, incl. all whipped topping, waffles, soups, etc., excluding seafood.....		311412-4	2.0	-1.3	0.7	-1.0	0.0	-0.3	
Secondary products and miscellaneous receipts.....		311412-SM							
Secondary products.....		311412-S	-0.7	1.9	-3.3	0.1	1.6	-0.5	
Fruit & vegetable canning, pickling & drying.....	31142		1.9	-1.0	-0.1	0.5	0.0	-0.1	
Fruit and vegetable canning.....	311421		1.9	-1.4	-0.2	0.6	0.0	-0.2	
Primary products.....		311421-P	2.4	-1.1	-0.1	0.2	0.2	0.2	
Canned catsup and other tomato based sauces.....		311421-D	2.8	-3.5	0.1	0.7	-0.7	0.0	
Canned jams, jellies, and preserves.....		311421-G	0.1	0.0	0.1	0.0	0.0	0.0	
Canned and fresh fruit juices, nectars, and concentrates.....		311421-K	6.8	-0.4	0.0	0.1	-0.3	0.3	
Pickles and other pickled products, including horseradish.....		311421-Q	0.0	0.0	0.0	0.0	0.4	0.0	
Canned fruits, excluding baby foods.....		311421-1	1.4	-0.5	-0.3	0.7	0.9	-0.3	
Canned vegetables.....		311421-5	0.4	-0.8	-0.4	0.0	0.9	1.0	
Secondary products and miscellaneous receipts.....		311421-SM							
Miscellaneous receipts.....		311421-M	-7.4	-8.9	-3.3	12.3	-3.7	-11.0	
Secondary products.....		311421-S	-0.3	-0.7	0.6	-0.7	0.0	0.0	
Specialty canning.....	311422		3.9	0.3	0.0	-0.4	-0.1	0.0	
Primary products.....		311422-P	4.2	0.0	0.0	-0.5	-0.1	0.0	
Canned baby foods and other canned specialty/nationality foods.....		311422-5	19.1	0.3	-0.9	-1.3	-0.3	0.0	
Canned soups and stews, excluding frozen and seafood.....		311422-6	0.2	-0.1	0.3	-0.3	0.0	0.0	
Canned dry beans.....		311422-7	0.0	0.0	0.0	0.0	0.0	0.0	

See footnotes at end of table.

Table 12. Producer price index percentage changes for the net output of selected industries and their products, not seasonally adjusted — Continued
 [July 2024]

Title ¹	Industry code	Product code	Unadjusted 12-month percent change ²	Unadjusted 1-month percent change ²				
				July 2023 to July 2024 ^P	Feb. to Mar.	Mar. to Apr. ^P	Apr. to May ^P	May to June ^P
Specialty canning - Continued								
Secondary products and miscellaneous receipts.....		311422-SM						
Dried and dehydrated food manufacturing.....	311423		-0.6	-1.1	-0.1	1.2	0.3	0.3
Primary products.....		311423-P	-2.2	-1.3	-0.4	1.3	0.3	0.2
Soup mixes (including dried/dehydrated/freeze-dried) and bouillon.....		311423-1	-3.4	0.0	0.0	0.0	0.0	1.3
Dried and dehydrated fruits and vegetables, including freeze-dried.....		311423-5	-2.4	-0.5	-0.5	0.4	0.4	-0.1
Secondary products and miscellaneous receipts.....		311423-SM						
Dairy product mfg.....	3115		8.9	1.0	0.0	1.6	1.5	1.1
Dairy product (except frozen) mfg.....	31151		9.7	1.1	-0.1	1.8	1.6	1.2
Fluid milk manufacturing.....	311511		7.2	1.2	0.4	-0.5	1.9	1.4
Primary products.....		311511-P	7.6	1.5	0.3	-0.5	2.1	1.5
Yogurt, except frozen.....		311511-A	-0.2	0.0	0.0	0.0	0.0	0.2
Perishable dairy product alternatives, including plant-based.....		311511-D	-0.1	-1.0	0.1	1.0	0.0	0.0
Perishable beverage dairy milk alternatives, including plant-based.....		311511-D1	-	-1.2	0.0	0.0	0.0	0.0
All other perishable dairy product alternatives, including plant-based.....		311511-D2	-	0.0	0.5	5.1	0.1	0.0
Fluid milk and cream, bulk sales.....		311511-1	16.9	2.9	1.4	1.5	2.1	1.3
Fluid milk and related products, packaged (incl. cartons, bottles, cans, etc.) excl. U.H.T.....		311511-5	10.1	2.2	0.8	-1.2	3.2	2.2
Whole fluid milk, packaged, excluding U.H.T. and flavored.....		311511-51	10.8	2.3	1.0	-1.8	3.7	2.6
Fluid milk, lowfat, incl. 2.0, 1.0, and 0.5 percent packaged, excl. U.H.T. and flavored.....		311511-52	9.0	2.5	0.6	-2.4	3.6	2.6
Fat free or skim milk, packaged, excluding U.H.T. and flavored.....		311511-53	9.3	1.5	0.1	-2.5	3.2	2.5
Other fluid milk related products, incl. heavy & light cream, unflavored sour cream, etc.....		311511-59	10.8	1.9	0.9	1.7	1.9	1.0
Cottage cheese (including bakers', pot, and farmers' cheese).....		311511-7	1.8	0.4	-0.1	-1.6	0.1	0.1
Other packaged milk products incl. flavored milks, eggnog, buttermilk, etc.....		311511-9	4.2	1.0	-2.3	-1.2	1.7	1.8
Secondary products and miscellaneous receipts.....		311511-SM						
Secondary products.....		311511-S	4.3	-0.7	1.2	-0.3	0.0	0.4
Creamery butter manufacturing.....	311512		27.2	4.1	3.3	2.2	3.5	0.7
Primary products.....		311512-P	27.2	4.1	3.3	2.2	3.5	0.7
Creamery butter.....		311512-0	27.2	4.1	3.3	2.2	3.5	0.7
Cheese manufacturing.....	311513		9.0	0.0	-0.2	5.2	1.4	1.6
Primary products.....		311513-P	9.8	-0.4	-0.9	5.4	1.3	1.5
Raw liquid whey.....		311513-A	59.0	1.6	4.3	-1.3	5.8	1.5
Natural cheese (cheddar, Swiss, Italian, brick, cream, grated, dried etc.) excl. cottage cheese.....		311513-1	8.3	-0.5	-1.0	5.2	1.3	1.3
Natural cheese, except lowfat, shipped in consumer packages or containers (3 lbs. or less).....		311513-1111	0.2	0.0	0.0	0.2	0.3	0.4
Natural cheese, except lowfat, shipped in packages or containers (more than 3 lbs.) or bulk.....		311513-1121	16.4	-1.5	-1.8	11.1	2.1	1.8
Lowfat natural cheese, except cottage cheese, shipped in consumer packages (3 lbs. or less).....		311513-1131	0.8	-0.1	0.0	0.2	0.0	0.1
Lowfat natural cheese, except cottage cheese, shipped in packages (more than 3 lbs.) or in bulk.....		311513-1141	23.2	-0.3	-3.3	12.0	2.9	3.3
Process cheese and related products.....		311513-4	15.3	-0.1	-0.5	7.1	1.0	2.7
Process cheese, shipped in consumer packages or containers (3 lbs. or less).....		311513-41	11.4	0.2	-1.5	7.4	0.9	0.6
All other process cheese and related products.....		311513-49	18.6	-0.2	0.4	6.9	1.1	4.5
Process cheese, shipped in packages or containers (more than 3 lbs.) or in bulk.....		311513-4921	17.2	0.3	2.7	-2.2	2.1	13.6
Cheese food, spread, and other related products.....		311513-4961	20.0	-0.8	-1.7	15.6	0.3	-3.1
Secondary products and miscellaneous receipts.....		311513-SM						
Miscellaneous receipts.....		311513-M	4.2	0.7	0.7	0.2	0.9	0.5
Secondary products.....		311513-S	4.5	4.2	6.2	3.5	3.0	2.3
Dry, condensed, and evaporated dairy products.....	311514		10.4	2.1	-2.1	-0.6	0.6	0.1
Primary products.....		311514-P	9.1	1.9	-2.7	-0.9	0.2	0.0
Ice cream mixes and related products.....		311514-A	4.9	1.9	0.3	1.2	1.1	1.4
Dairy product alternatives, including plant-based.....		311514-D	1.5	0.7	0.0	0.0	0.2	0.1
Dry milk products and mixtures.....		311514-1	13.2	2.7	-4.4	-1.8	-0.1	-0.2
Milk products, shipped in consumer-type cans, excluding alternatives.....		311514-5	4.3	0.1	0.5	-0.1	0.1	0.0
Concentrated milk products shipped in bulk (barrels, drums, and tanks).....		311514-7	11.1	1.9	-2.9	1.5	4.1	-0.6
Secondary products and miscellaneous receipts.....		311514-SM						
Secondary products.....		311514-S	-	4.2	3.3	1.7	-	-
Ice cream and frozen dessert mfg.....	31152		0.9	-0.1	0.0	0.1	0.2	0.1
Ice cream and frozen dessert manufacturing.....	311520		0.9	-0.1	0.0	0.1	0.2	0.1
Primary products.....		311520-P	0.9	-0.1	0.0	0.1	0.2	0.1

See footnotes at end of table.

Table 12. Producer price index percentage changes for the net output of selected industries and their products, not seasonally adjusted — Continued
 [July 2024]

Title ¹	Industry code	Product code	Unadjusted 12-month percent change ²	Unadjusted 1-month percent change ²				
				July 2023 to July 2024 ^P	Feb. to Mar.	Mar. to Apr. ^P	Apr. to May ^P	May to June ^P
Ice cream and frozen dessert manufacturing - Continued								
Ice cream and frozen dessert manufacturing.....		311520-0	0.9	-0.1	0.0	0.1	0.2	0.1
Ice cream, incl. custards (excl. lowfat and nonfat) shipped in bulk (containers 3 gal or more).....		311520-01	1.8	0.6	0.4	0.0	0.1	0.2
Ice cream, incl. custards (excl. lowfat and nonfat) shipped in sizes less than 3 gallons.....		311520-02	0.9	-0.2	0.0	0.1	0.1	0.0
Ice cream, including custards (excluding lowfat and nonfat), novelty forms.....		311520-03	0.4	0.1	0.1	0.0	0.2	0.0
Ice cream, including custards, lowfat and nonfat.....		311520-04	1.4	-0.2	0.1	0.0	0.8	0.1
Frozen desserts containing fats other than butterfat (incl. soy, rice, almond, oats, etc.).....		311520-06	-1.1	0.0	0.0	0.0	-1.2	0.0
Other frozen desserts (yogurt, sherbet, water ices, mellorine, frozen pudding, gelato, etc.).....		311520-09	2.1	-0.2	0.0	0.1	0.3	0.2
Secondary products and miscellaneous receipts.....		311520-SM						
Miscellaneous receipts.....		311520-M	-0.1	-0.2	0.1	-0.8	0.0	0.0
Secondary products.....		311520-S	-0.2	0.1	0.1	0.0	0.0	0.0
Animal slaughtering & processing.....	31161		3.4	2.3	1.7	0.4	1.2	0.3
Animal, except poultry, slaughtering.....	311611		6.8	2.0	0.5	-0.1	4.1	0.3
Primary products.....		311611-P	6.9	2.0	0.5	-0.1	4.1	0.3
Pork, fresh/frozen, unprocessed, all cuts, except sausage, made in slaughtering plants.....		311611-A	22.7	-0.4	4.4	1.6	0.6	0.5
Pork, processed or cured, not canned or made into sausage, made in slaughtering plants.....		311611-G	4.7	9.7	-5.6	0.7	0.8	0.1
Fresh and processed sausage, deli, and cooked meats, made in slaughtering plants.....		311611-J	8.5	0.9	2.7	-1.5	1.3	4.3
Hides, skins, and pelts, made in slaughtering plants.....		311611-Q	-13.9	-0.8	-0.9	-1.3	-1.1	-1.9
Miscellaneous byproducts of slaughtering plants.....		311611-R	-5.2	1.1	1.5	-1.2	3.3	3.9
Beef, fresh or frozen, not canned or made into sausage, made in slaughtering plants.....		311611-1	5.0	2.6	-0.6	-0.5	5.9	-0.5
Beef, fresh/frozen whole/half carcass, not canned or made into sausage, misp.....		311611-10	8.5	0.9	-3.9	-0.1	0.3	2.5
Beef, fresh/frozen variety meats, not canned or made into sausage, made in slaughtering plants.....		311611-16	15.9	2.7	2.4	1.8	2.8	3.0
Beef, fresh/frozen, primal and subprimal cuts, made in slaughtering plants.....		311611-17	3.9	2.8	-0.5	-0.7	6.7	-1.0
Lamb/mutton, fresh or frozen, not canned or made into sausage, made in slaughtering plants.....		311611-7	2.0	0.1	0.0	-1.2	-1.3	1.5
Secondary products and miscellaneous receipts.....		311611-SM						
Secondary products.....		311611-S	-4.5	-1.5	-0.3	-2.2	1.6	0.0
Meat processed from carcasses.....	311612		1.1	2.0	2.8	0.1	0.0	2.6
Primary products.....		311612-P	1.2	2.1	2.8	0.2	0.0	2.7
Other processed, frozen, or cooked meats, made from purchased carcasses.....		311612-A	1.0	2.6	3.6	0.1	0.4	3.7
Boxed meat (beef, pork, lamb, etc.), made from purchased carcasses.....		311612-A1	9.8	1.3	2.3	-1.2	-0.9	6.0
Frozen ground meat patties and other processed, frozen, or cooked meats, mfpc.....		311612-A5	-1.8	3.1	4.1	0.5	0.9	2.9
Pork, processed or cured, not canned or made into sausage, mfpc.....		311612-1	-0.9	0.7	3.1	0.9	-1.4	2.6
Pork, sweet-pickled, dry-cured, or dry salt, not canned or made into sausage, mfpc.....		311612-11	0.1	0.0	0.1	0.6	0.3	0.2
Smoked hams and picnics, excluding canned, made from purchased carcasses.....		311612-12	-1.1	-4.8	8.3	2.4	-9.0	12.4
Smoked slab bacon, made from purchased carcasses.....		311612-13	-5.7	3.3	-1.2	1.6	2.5	0.0
Smoked sliced bacon, made from purchased carcasses.....		311612-14	6.0	4.3	3.0	0.4	1.8	-0.4
Other smoked pork, not canned or made into sausage, made from purchased carcasses.....		311612-15	-4.0	0.6	-0.6	0.2	-0.1	-2.7
Boiled ham, barbecue pork, and other cooked pork, except canned meats and sausage, mfpc.....		311612-16	-17.0	0.0	0.0	0.0	0.0	0.0
Sausage and similar products, excluding canned, made from purchased carcasses.....		311612-4	3.3	2.7	1.2	0.1	0.4	1.6
Fresh sausage (pork sausage, breakfast links, etc.), excluding canned, mfpc.....		311612-41	9.5	4.9	5.3	-1.8	-1.0	4.7
Dry or semidry sausage (salami, cervelat, pepperoni, summer sausage, pork roll, etc), mfpc.....		311612-42	-0.2	3.1	-1.9	1.3	3.6	-0.7
Frankfurters, including wieners, excluding canned, made from purchased carcasses.....		311612-43	-0.9	0.6	-0.1	0.3	0.2	-0.6
Other sausage (smoked or cooked) & jellied goods & similar preparations, excluding canned, mfpc.....		311612-44	2.4	0.3	0.3	1.2	-1.9	1.8
Secondary products and miscellaneous receipts.....		311612-SM						
Secondary products.....		311612-S	-2.6	1.6	3.1	-1.9	-0.3	-0.4
Rendering and meat byproduct processing.....	311613		-20.1	-1.9	-1.0	-1.3	2.2	0.3
Primary products.....		311613-P	-20.0	-2.0	-1.1	-1.4	2.2	0.3
Lard, inedible tallow, and other greases, excluding wool grease.....		311613-2	-18.0	-2.7	0.5	-0.3	2.2	1.3
Animal and marine feed and fertilizer byproducts.....		311613-5	-21.2	-1.6	-1.9	-2.0	2.2	-0.3
Meat and bone meal.....		311613-51	-31.8	-2.1	-3.4	-1.2	3.9	0.8

See footnotes at end of table.

Table 12. Producer price index percentage changes for the net output of selected industries and their products, not seasonally adjusted — Continued
 [July 2024]

Title ¹	Industry code	Product code	Unadjusted 12-month percent change ²	Unadjusted 1-month percent change ²				
			July 2023 to July 2024 ^P	Feb. to Mar.	Mar. to Apr. ^P	Apr. to May ^P	May to June ^P	June to July ^P
Rendering and meat byproduct processing - Continued								
Animal and marine feed and fertilizer byproducts, except meat and bone meal...		311613-52	-11.7	-1.3	-0.9	-2.4	1.2	-1.1
Secondary products and miscellaneous receipts.....		311613-SM						
Poultry processing.....	311615		2.3	3.5	3.0	1.8	-2.3	-1.8
Primary products.....		311615-P	2.4	3.6	3.0	1.8	-2.4	-1.7
Processed poultry and small game (except soups), containing 20 percent or more poultry or meat.....		311615-D	-5.5	5.1	0.0	9.7	-12.4	-1.1
Young chickens, including bulk, chilled, frozen, whole, and in parts.....		311615-1	10.5	3.9	5.4	-1.4	2.8	-2.4
Turkeys (including frozen, whole, and parts).....		311615-7	-11.5	0.4	-0.8	1.2	-2.2	-0.3
Other poultry and small game (including frozen), whole, and parts.....		311615-9	-6.9	0.0	-0.9	-0.5	0.0	-2.8
Secondary products and miscellaneous receipts.....		311615-SM						
Secondary products.....		311615-S	-5.4	-6.2	-1.9	3.6	6.0	-4.2
Seafood product preparation & packaging.....	3117		-1.5	0.8	0.2	-0.9	0.0	0.6
Seafood product preparation and packaging.....	31171		-1.5	0.8	0.2	-0.9	0.0	0.6
Seafood product preparation and packaging.....	311710		-1.5	0.8	0.2	-0.9	0.0	0.6
Primary products.....		311710-P	-1.5	0.8	0.2	-0.9	0.0	0.6
Prepared frozen shellfish.....		311710-3	1.7	0.4	1.3	-1.3	0.8	0.6
Prepared fresh fish/seafood, inc. surimi/surimi-based products.....		311710-6	1.8	-0.3	0.1	-0.7	1.9	-0.3
Prepared frozen fish.....		311710-7	-2.6	0.9	0.3	0.0	-0.7	1.8
Other prepared fresh and frozen seafood.....		311710-9	-2.2	4.9	-0.7	-3.3	-2.0	-0.4
Secondary products and miscellaneous receipts.....		311710-SM						
Bakeries & tortilla mfg.....	3118		1.5	0.1	-0.3	-0.1	0.0	0.2
Bread & bakery product mfg.....	31181		1.9	0.1	-0.4	0.0	0.0	0.1
Retail bakeries.....	311811		3.4	0.0	0.5	0.1	0.4	0.0
Primary products.....		311811-P	3.3	0.0	0.6	0.0	0.5	0.0
Retail bakery products.....		311811-0	3.3	0.0	0.6	0.0	0.5	0.0
Secondary products and miscellaneous receipts.....		311811-SM						
Miscellaneous receipts.....		311811-M	-	0.0	0.0	3.4	0.0	0.0
Commercial bakeries.....	311812		1.5	0.2	-0.6	0.0	0.0	0.1
Primary products.....		311812-P	1.8	0.3	-0.7	0.0	0.0	0.1
Bread (white, wheat, rye, etc.), including frozen.....		311812-1	0.7	0.5	-1.1	0.1	0.0	0.2
White pan bread.....		311812-15	0.2	1.0	-1.4	0.3	-0.2	0.3
White hearth bread (French, Italian, etc.).....		311812-16	0.5	0.0	-1.3	0.4	0.1	0.0
Dark wheat breads (whole wheat, cracked wheat, multigrain, etc.).....		311812-17	-0.9	0.2	-1.6	0.0	0.0	0.0
Other variety breads (rye, unleavened, raisin, potato, self-rising, salt-free, canned, etc.).....		311812-18	3.4	0.3	0.1	-0.3	0.3	0.2
Rolls, bread-type (including muffins, bagels, and croissants), including frozen.....		311812-5	2.4	-0.1	-1.0	-0.2	0.0	-0.1
Rolls, hamburger and wiener.....		311812-51	2.6	-0.1	-1.1	-0.3	-0.2	-0.1
All other rolls, bread-type (incl. muffins, bagels, and croissants).....		311812-59	2.2	0.0	-0.9	-0.1	0.1	-0.1
Soft cakes, excluding frozen.....		311812-7	3.2	0.2	-0.1	0.1	0.1	0.7
Pies (fruit, cream, and custard), excluding frozen.....		311812-8	-	0.2	-0.1	0.1	-0.1	-0.2
Other sweet goods, excluding frozen.....		311812-9	2.1	0.4	0.8	0.0	0.0	0.3
Secondary products and miscellaneous receipts.....		311812-SM						
Secondary products.....		311812-S	-1.7	-0.5	0.4	0.0	0.0	0.1
Frozen cakes and other pastries manufacturing.....	311813		2.8	-0.1	0.1	0.0	-0.1	0.1
Primary products.....		311813-P	1.9	-0.2	0.1	0.0	-0.1	0.1
Frozen cakes, pies, and other pastries.....		311813-0	1.9	-0.2	0.1	0.0	-0.1	0.1
Secondary products and miscellaneous receipts.....		311813-SM						
Secondary products.....		311813-S	10.9	0.0	0.0	0.0	0.2	0.0
Cookie, cracker & pasta mfg.....	31182		-0.4	0.0	-0.1	-0.1	0.0	-0.2
Cookie and cracker manufacturing.....	311821		0.0	0.0	0.0	0.0	0.0	0.0
Primary products.....		311821-P	0.0	0.0	0.0	0.0	0.0	0.0
Crackers, biscuits, and related products.....		311821-2	0.0	0.0	0.0	0.0	0.0	0.0
Saltines and all other crackers, cracker meal and crumbs, and biscuits.....		311821-24	0.0	0.0	0.0	0.0	0.0	0.0
Cookies, wafers, and ice cream cones and cups (excluding frozen).....		311821-4	-0.1	0.0	0.0	0.0	0.0	0.0
Secondary products and miscellaneous receipts.....		311821-SM						
Secondary products.....		311821-S	0.0	0.0	0.0	0.0	0.0	0.0
Dry pasta, dough, and flour mixes manufacturing from purchased flour.....	311824		-0.7	0.0	-0.2	-0.2	0.1	-0.3
Primary products.....		311824-P	-0.7	0.0	-0.1	-0.2	0.0	-0.3
Prepared flour mixes (incl refrigerated & frozen doughs & batters) made from purchased flour.....		311824-1	-0.5	-0.1	-0.1	-0.2	0.1	-0.4

See footnotes at end of table.

Table 12. Producer price index percentage changes for the net output of selected industries and their products, not seasonally adjusted — Continued
 [July 2024]

Title ¹	Industry code	Product code	Unadjusted 12-month percent change ²	Unadjusted 1-month percent change ²					
				July 2023 to July 2024 ^P	Feb. to Mar.	Mar. to Apr. ^P	Apr. to May ^P	May to June ^P	June to July ^P
Dry pasta, dough, and flour mixes manufacturing from purchased flour - Continued									
Flour mixes (refrigerated & frozen doughs & batters), ex cake mixes, made from purchased flour.....		311824-12	-0.9	-0.1	-0.1	-0.3	0.1	-0.4	
Dry macaroni, spaghetti and egg noodle products (excluding canned or frozen). ..		311824-3	-1.2	0.0	0.0	0.0	0.0	0.0	
Secondary products and miscellaneous receipts.....		311824-SM							
Secondary products.....		311824-S	-0.2	-0.5	-0.3	-0.3	0.7	0.1	
Tortilla mfg.....	31183		7.3	-0.1	-0.8	-1.4	-0.3	2.8	
Tortilla manufacturing.....	311830		7.3	-0.1	-0.8	-1.4	-0.3	2.8	
Primary products.....		311830-P	7.7	-0.1	-0.8	-1.4	-0.3	2.9	
Tortillas, sold in bulk or packages, excluding frozen or canned.....		311830-0	7.7	-0.1	-0.8	-1.4	-0.3	2.9	
Secondary products and miscellaneous receipts.....		311830-SM							
Miscellaneous receipts.....		311830-M	1.5	0.0	0.0	0.0	0.0	0.0	
Secondary products.....		311830-S	0.4	1.4	-1.3	-0.1	0.0	0.6	
Other food manufacturing.....	3119		3.4	1.0	-0.5	-0.4	0.4	0.7	
Snack food mfg.....	31191		2.6	4.7	-2.7	0.0	-0.1	0.1	
Roasted nuts and peanut butter manufacturing.....	311911		-2.5	1.0	-0.3	0.5	-0.6	0.2	
Primary products.....		311911-P	-2.6	1.0	-0.3	0.5	-0.6	0.2	
Nuts and seeds (salted, roasted, cooked, or blanched).....		311911-1	-3.3	1.3	-0.3	-0.1	-0.8	0.3	
Nuts (salted, roasted, cooked, or blanched), sold in bulk.....		311911-11	-3.6	1.5	-0.3	-0.1	-0.8	0.2	
Canned nuts (salted, roasted, cooked, or blanched).....		311911-12	-2.4	-1.0	0.1	-0.4	1.3	-2.8	
All other packaged nuts, including all types of seeds (salted, roasted, cooked, or blanched).....		311911-13	0.8	0.0	-0.1	0.5	-2.4	2.5	
Peanut butter.....		311911-4	3.6	-1.3	-0.4	5.4	0.8	-0.1	
Secondary products and miscellaneous receipts.....		311911-SM							
Secondary products.....		311911-S	6.3	0.0	0.0	0.0	-0.2	0.4	
Other snack food manufacturing.....	311919		5.0	6.3	-3.7	-0.2	0.0	0.0	
Primary products.....		311919-P	4.4	6.5	-3.8	-0.2	0.0	0.0	
Potato chips and sticks, plain and flavored.....		311919-1	4.8	2.6	1.0	0.0	0.1	0.0	
Corn chips and related products.....		311919-4	4.4	14.9	-11.5	0.0	0.0	0.0	
Other chips, sticks (hard pretzels, bacon rinds, popcorn (except candied), etc.)....		311919-7	4.0	1.9	0.0	-0.7	0.0	0.0	
Secondary products and miscellaneous receipts.....		311919-SM							
Coffee & tea mfg.....	31192		8.2	-0.1	-0.6	0.5	0.1	3.1	
Coffee and tea manufacturing.....	311920		8.2	-0.1	-0.6	0.5	0.1	3.1	
Primary products.....		311920-P	8.3	-0.1	-0.6	0.5	0.1	3.1	
Roasted coffee.....		311920-1	9.2	-0.1	-0.7	0.6	0.1	3.4	
Coffee, concentrated, including coffee substitutes.....		311920-5	2.9	0.0	0.0	0.0	0.0	0.0	
Tea in consumer packages.....		311920-7	1.5	0.3	0.1	0.1	-0.3	1.6	
Secondary products and miscellaneous receipts.....		311920-SM							
Miscellaneous receipts.....		311920-M	0.0	0.0	0.0	0.0	0.0	0.0	
Flavoring syrup & concentrate mfg.....	31193		-4.2	0.0	0.0	0.0	0.3	-4.6	
Flavoring syrup and concentrate manufacturing.....	311930		-4.2	0.0	0.0	0.0	0.3	-4.6	
Primary products.....		311930-P	-5.0	0.0	0.0	0.0	0.3	-5.2	
Liquid beverage bases, excluding use by soft drink bottlers.....		311930-1	-9.0	0.0	0.0	0.0	1.3	0.0	
Soft drink flavoring syrup, sold in bulk.....		311930-6	-6.8	0.0	0.0	0.0	0.0	-11.9	
Other flavoring agents (except chocolate syrups).....		311930-8	1.7	0.0	0.0	0.0	0.0	0.0	
Secondary products and miscellaneous receipts.....		311930-SM							
Secondary products.....		311930-S	-	0.0	0.0	-	-	-	
Seasoning & dressing mfg.....	31194		1.6	0.0	-0.2	0.0	0.2	0.1	
Mayonnaise, dressing, and sauce manufacturing.....	311941		1.5	-0.1	0.1	0.0	0.0	0.0	
Primary products.....		311941-P	1.5	0.0	0.1	0.0	0.0	0.0	
Vinegar and cider.....		311941-1	1.1	0.0	0.0	0.0	0.0	0.9	
Prepared sauces, excluding tomato-based sauces and sauces comprised of 20 percent or more meat.....		311941-4	2.5	0.0	0.1	0.0	0.0	0.0	
Mayonnaise, salad dressings, and sandwich spreads.....		311941-7	0.4	0.0	0.0	0.0	0.0	0.0	
Spoon-type salad dressing incl. mayonnaise, sandwich spreads, refrigerated dressings, semisolid.....		311941-75	1.4	0.0	0.0	0.0	0.2	0.0	
Pourable-type salad dressing (reduced calorie, cheese, vinegar and oil, etc.)....		311941-76	-1.0	0.0	0.0	0.0	-0.2	0.0	
Secondary products and miscellaneous receipts.....		311941-SM							
Miscellaneous receipts.....		311941-M	-	-	-	-	-	-	
Secondary products.....		311941-S	1.1	-1.1	0.0	0.0	0.0	0.0	
Spice and extract manufacturing.....	311942		1.8	0.1	-0.5	0.1	0.4	0.2	
Primary products.....		311942-P	1.8	0.0	-0.5	0.1	0.4	0.2	

See footnotes at end of table.

Table 12. Producer price index percentage changes for the net output of selected industries and their products, not seasonally adjusted — Continued
 [July 2024]

Title ¹	Industry code	Product code	Unadjusted 12-month percent change ²	Unadjusted 1-month percent change ²				
				July 2023 to July 2024 ^P	Feb. to Mar.	Mar. to Apr. ^P	Apr. to May ^P	May to June ^P
Spice and extract manufacturing - Continued								
Table salt (evaporated), pepper (white and black), and other spices.....		311942-1	5.1	0.3	0.1	0.4	1.2	0.7
Pepper and other spices in commercial sizes (1 lb or more).....		311942-16	9.7	1.1	0.5	0.0	4.2	2.3
Flavoring extracts, emulsions, liquid flavors, and food colorings.....		311942-6	0.1	0.0	-1.7	0.0	0.0	0.0
Dry mix food preparations.....		311942-7	0.7	-0.2	0.0	-0.2	0.0	0.0
Secondary products and miscellaneous receipts.....		311942-SM						
Secondary products.....		311942-S	—	0.9	-0.2	—	—	—
All other food mfg.....	31199		6.6	-2.4	2.2	-2.0	1.6	2.9
Perishable prepared food manufacturing.....								
Primary products.....	311991		5.3	0.5	3.0	-0.9	1.0	1.1
Perishable prepared foods.....		311991-P	5.5	0.5	3.1	-0.9	1.0	1.1
Secondary products and miscellaneous receipts.....		311991-0	5.5	0.5	3.1	-0.9	1.0	1.1
Miscellaneous receipts.....		311991-SM						
Miscellaneous receipts.....		311991-M	0.0	0.0	0.0	0.0	0.0	0.0
All other miscellaneous food manufacturing.....								
Primary products.....	311999		8.0	-5.3	1.4	-3.2	2.3	5.0
All other miscellaneous manufactured foods.....		311999-P	8.4	-5.4	1.6	-3.5	2.9	5.1
Secondary products and miscellaneous receipts.....		311999-0	8.4	-5.4	1.6	-3.5	2.9	5.1
Miscellaneous receipts.....		311999-SM						
Beverage & tobacco mfg.....	312		5.4	0.1	0.0	1.1	-0.1	0.0
Beverage mfg.....	3121		2.4	0.2	-0.1	0.0	-0.1	0.0
Soft drink & ice mfg.....	31211		3.8	0.3	-0.2	0.3	-0.3	0.0
Soft drink manufacturing.....								
Primary products.....	312111		4.1	0.4	-0.3	0.3	-0.2	-0.4
Soft drinks, non-carbonated.....		312111-P	4.1	0.4	-0.3	0.3	-0.3	-0.4
Soft drinks, non-carbonated, fruit drinks, cocktails, and ades.....		312111-A	-1.1	0.3	-0.3	-1.6	-1.1	1.8
Soft drinks, non-carbonated, iced tea and other types.....		312111-A4	-7.2	-0.9	0.2	-2.0	0.7	-0.6
Soft drinks, energy and sport.....		312111-A9	7.9	0.9	-0.6	-1.4	-2.1	3.2
Soft drinks, carbonated, bottled, canned, glass, plastic.....		312111-B	—	2.0	-3.0	1.4	1.0	-2.0
Secondary products and miscellaneous receipts.....		312111-2	6.3	-0.3	0.9	0.3	-0.6	-0.2
Miscellaneous receipts.....		312111-SM						
Miscellaneous receipts.....		312111-M	19.3	3.3	-0.3	-0.4	2.7	0.6
Bottled water manufacturing.....								
Primary products.....	312112		2.1	-0.1	0.0	0.6	-1.6	2.4
Bottled water.....		312112-P	2.0	-0.1	0.0	0.6	-1.6	2.4
Secondary products and miscellaneous receipts.....		312112-0	2.0	-0.1	0.0	0.6	-1.6	2.4
Miscellaneous receipts.....		312112-SM						
Ice manufacturing.....								
Primary products.....	312113		7.4	0.3	1.1	0.0	5.9	0.0
Ice, manufactured (cubed, crushed, etc.), including can or block.....		312113-P	6.1	0.0	0.0	0.0	6.1	0.0
Secondary products and miscellaneous receipts.....		312113-0	6.1	0.0	0.0	0.0	6.1	0.0
Miscellaneous receipts.....		312113-SM						
Miscellaneous receipts.....		312113-M	0.3	0.3	0.0	0.0	0.0	0.0
Breweries.....								
Primary products.....	31212		1.9	0.2	0.0	0.1	0.0	0.1
Canned beer and ale case goods.....		312120	1.9	0.2	0.0	0.1	0.0	0.1
Bottled beer and ale case goods.....		312120-P	2.2	0.2	0.0	0.1	0.0	0.1
Beer and ale in barrels and kegs.....		312120-1	0.6	0.5	-0.2	0.0	0.0	0.1
All other malt beverages and brewing products.....		312120-5	1.1	0.0	-0.2	-0.1	-0.2	0.1
Secondary products and miscellaneous receipts.....		312120-7	4.3	0.0	0.4	0.3	0.0	0.0
Miscellaneous receipts.....		312120-9	2.1	0.0	-0.7	0.0	0.0	0.0
Miscellaneous receipts.....		312120-SM						
Miscellaneous receipts.....		312120-M	0.0	0.0	0.0	0.0	0.0	0.0
Wineries.....								
Primary products.....	31213		0.7	0.2	0.1	-0.8	0.2	-0.1
Wines, brandy, and brandy spirits.....	312130		0.7	0.2	0.1	-0.8	0.2	-0.1
Wines, white, red, and rose grape, and other fruits, 14 percent or less alcohol.....		312130-P	0.7	0.2	0.1	-0.9	0.2	-0.1
Wines, white grape, 14 percent or less alcohol content.....		312130-0	0.7	0.2	0.1	-0.9	0.2	-0.1
Wines, red grape, 14 percent or less alcohol content.....		312130-08	0.5	0.3	0.1	-1.0	0.2	-0.3
Wines, rose grape and other fruits and berries, 14 percent or less alcohol.....		312130-0811	0.3	0.2	0.1	-1.3	0.4	-0.7
Wines, dessert, effervescent, and wine coolers.....		312130-0821	0.5	0.3	0.1	-0.7	0.0	0.0
All other wines, brandy, and brandy spirits.....		312130-0831	3.6	0.5	0.6	-0.4	0.3	1.4
Secondary products and miscellaneous receipts.....		312130-09	4.9	-3.0	0.4	-0.6	0.6	1.0
Miscellaneous receipts.....		312130-0B	0.5	1.0	-0.9	0.2	-0.1	0.8
Miscellaneous receipts.....		312130-SM						
Miscellaneous receipts.....		312130-M	—	0.0	0.0	—	—	—
Distilleries.....								
	31214		-0.2	-0.3	0.0	0.0	0.0	0.0

See footnotes at end of table.

Table 12. Producer price index percentage changes for the net output of selected industries and their products, not seasonally adjusted — Continued
 [July 2024]

Title ¹	Industry code	Product code	Unadjusted 12-month percent change ²	Unadjusted 1-month percent change ²				
				July 2023 to July 2024 ^P	Feb. to Mar.	Mar. to Apr. ^P	Apr. to May ^P	May to June ^P
Distilleries.....	312140		-0.2	-0.3	0.0	0.0	0.0	0.0
Primary products.....		312140-P	-0.2	-0.3	0.0	0.0	0.0	0.0
Distilled liquor, excluding brandy.....		312140-2	-0.6	-0.6	0.0	0.0	0.0	0.0
Distilled whiskey, all other distilled liquor, excluding brandy.....		312140-22	-0.6	-0.6	0.0	0.0	0.0	0.0
Bottled liquor, excluding brandy.....		312140-5	0.2	0.0	0.0	0.0	0.0	0.1
Bottled whiskey.....		312140-5B	0.2	0.0	0.0	0.0	0.0	0.1
Bottled gin, vodka, rum, cordials, cocktails, and similiar compounds.....		312140-5C	0.3	0.0	0.0	0.0	0.0	0.0
Secondary products and miscellaneous receipts.....		312140-SM						
Miscellaneous receipts.....		312140-M	3.9	-1.1	0.0	-0.3	0.0	0.0
Secondary products.....		312140-S	-	-	-	-9.2	-1.3	-1.1
Tobacco mfg.....	3122		10.4	0.0	0.1	3.0	0.0	0.0
Tobacco manufacturing.....	31223		10.4	0.0	0.1	3.0	0.0	0.0
Tobacco manufacturing.....	312230		10.4	0.0	0.1	3.0	0.0	0.0
Primary products.....		312230-P	10.4	0.0	0.1	3.0	0.0	0.0
Tobacco stemming and redrying.....		312230-0	2.3	1.6	0.0	-0.2	0.0	0.1
Tobacco, unstemmed leaf, redried before packing.....		312230-01	3.9	2.9	0.0	-0.3	0.0	0.2
Tobacco, stemmed.....		312230-04	-	0.0	0.0	0.0	0.0	-
Cigarettes, excluding electronic.....		312230-1	11.5	0.0	0.0	3.3	0.0	0.0
Other tobacco products.....		312230-9	4.8	0.0	1.2	1.9	0.0	0.1
Cigars.....		312230-91	3.6	0.0	0.2	3.3	0.0	0.0
Chewing and smoking tobacco.....		312230-94	5.1	0.0	1.4	1.6	0.0	0.1
Secondary products and miscellaneous receipts.....		312230-SM						
Textile mills.....	313		-1.1	0.2	0.3	-0.4	0.1	-0.2
Fiber, yarn, and thread mills.....	3131		-0.6	1.0	0.8	-0.7	-0.2	-0.6
Fiber, yarn, and thread mills.....	31311		-0.6	1.0	0.8	-0.7	-0.2	-0.6
Fiber, yarn, and thread mills.....	313110		-0.6	1.0	0.8	-0.7	-0.2	-0.6
Primary products.....		313110-P	-0.6	1.0	0.8	-0.7	-0.2	-0.6
Spun yarns.....		313110-4	1.9	1.9	0.0	-0.8	0.0	0.0
Cotton spun yarns.....		313110-42	0.9	1.0	0.0	-0.1	0.0	-0.1
Rayon, acetate, and lyocell spun yarns.....		313110-45	0.0	0.0	0.0	0.0	0.0	0.0
Noncellulosic fiber and other natural fiber (excluding cotton and wool) spun yarns.....		313110-47	-0.4	0.0	0.0	-0.1	0.0	-0.2
Other noncellulosic fiber & other natural fiber yarns, spun & finished in the same est.....		313110-475	-4.2	0.0	0.0	-0.2	0.0	-0.7
Textured and twisted yarns.....		313110-6	-3.2	0.0	1.8	-0.6	-0.4	-1.2
Textured/crimped/bulked filament yarns, incl. stretch yarn, made from purchased filament yarn.....		313110-6H	-3.6	-0.1	1.9	-0.6	-0.5	-1.4
Fabric mills.....	3132		-1.2	0.0	0.3	-0.3	0.1	-0.2
Broadwoven fabric mills.....	31321		0.9	0.0	0.3	0.0	0.2	-0.2
Broadwoven fabric mills.....	313210		0.9	0.0	0.3	0.0	0.2	-0.2
Primary products.....		313210-P	0.9	0.0	0.4	0.0	0.2	-0.2
Fabricated textile products, made in weaving mills.....		313210-W	2.3	-2.6	3.1	0.3	-0.1	-1.3
Cotton broadwoven fabrics.....		313210-4	0.1	0.2	0.3	0.1	0.0	-0.8
Manmade, silk, and other natural fiber (excluding cotton and wool) broadwoven fabrics.....		313210-8	1.1	0.1	0.2	-0.1	0.4	0.1
Greige manmade, silk, and other natural fiber (exc cotton/wool) broadwoven fabrics.....		313210-81	1.0	0.2	0.2	-0.2	0.5	0.1
Finished manmade, silk, & natural fiber (exc cotton/wool) broadwoven, finished in weaving mills.....		313210-83	1.5	-0.2	0.1	0.1	0.1	0.3
Secondary products and miscellaneous receipts.....		313210-SM						
Narrow fabric mills and schiffli embroidery.....	31322		1.7	-0.3	0.2	0.0	0.2	-1.3
Narrow fabric mills and schiffli embroidery.....	313220		1.7	-0.3	0.2	0.0	0.2	-1.3
Primary products.....		313220-P	1.7	-0.3	0.2	0.0	0.2	-1.3
Woven narrow fabrics (12 inches or less in width).....		313220-2	2.9	-0.5	0.3	0.1	0.4	-1.9
Braided narrow fabrics (12 inches or less in width).....		313220-4	-0.6	0.3	0.0	-0.1	0.0	0.0
Secondary products and miscellaneous receipts.....		313220-SM						
Secondary products.....		313220-S	0.8	0.0	0.0	0.2	0.1	0.0
Nonwoven fabric mills.....	31323		-3.1	0.2	0.4	-0.5	0.0	0.0
Nonwoven fabric mills.....	313230		-3.1	0.2	0.4	-0.5	0.0	0.0
Primary products.....		313230-P	-3.1	0.2	0.4	-0.5	0.0	0.0
Nonwoven fabrics.....		313230-1	-3.3	0.2	0.4	-0.5	-0.1	-0.1
Pressed, punched, or needled felts, excluding hats.....		313230-5	1.6	0.0	0.0	0.0	1.1	0.0

See footnotes at end of table.

Table 12. Producer price index percentage changes for the net output of selected industries and their products, not seasonally adjusted — Continued
 [July 2024]

Title ¹	Industry code	Product code	Unadjusted 12-month percent change ²	Unadjusted 1-month percent change ²				
				July 2023 to July 2024 ^P	Feb. to Mar.	Mar. to Apr. ^P	Apr. to May ^P	May to June ^P
Knit fabric mills.....	31324		0.3	0.0	0.0	-0.1	0.1	0.0
Knit fabric mills.....	313240		0.3	0.0	0.0	-0.1	0.1	0.0
Primary products.....		313240-P	0.3	0.0	0.0	-0.1	0.1	0.0
Weft (circular) knit fabrics.....		313240-2	-0.1	0.0	0.0	-0.1	0.0	0.0
Weft (circular) knit fabrics, greige goods (excluding hosiery).....		313240-21	-0.3	0.0	0.0	0.0	0.0	0.0
Weft (circular) knit fabrics, knit and finished in the same establishment (excl hosiery).....		313240-23	-0.2	0.0	-0.2	0.0	0.0	0.0
Other knit fabrics and laces.....		313240-4	0.6	0.0	0.0	0.0	0.3	0.0
Warp knit fabrics, greige goods (excluding hosiery).....		313240-41	-1.2	-0.5	0.0	0.0	0.0	0.0
Warp knit fabrics, knit and finished in same establishment.....		313240-43	2.2	0.3	-0.1	0.0	0.6	0.0
Secondary products and miscellaneous receipts.....		313240-SM1						
Textile and fabric finishing mills.....	3133		-1.2	0.0	0.0	-0.5	0.5	0.1
Textile and fabric finishing mills.....	31331		-2.6	0.0	-0.2	-0.8	0.7	0.0
Textile and fabric finishing mills.....	313310		-2.6	0.0	-0.2	-0.8	0.7	0.0
Primary products.....		313310-P	-2.7	0.0	-0.2	-0.8	0.7	0.0
Textile and fabric finishing, except broadwoven.....		313310-B	-9.1	-1.4	-1.6	-0.5	0.4	0.2
Finished broadwoven fabrics, finished in finishing mills.....		313310-4	-0.4	0.5	0.3	-1.0	0.8	0.0
Commission finishing of cotton broadwoven fabrics.....		313310-43	-0.8	-0.1	-0.1	0.0	0.0	0.0
Other finished broadwoven fabrics (excl. cotton and wool), finished in finishing mills.....		313310-45	1.3	2.1	1.2	-3.1	2.9	0.0
Other commission finishing of broadwoven fabrics (excl. cotton & wool).....		313310-47	-1.9	-0.4	-0.2	-0.1	-0.1	-0.1
Secondary products and miscellaneous receipts.....		313310-SM						
Fabric coating mills.....	31332		1.8	0.1	0.3	0.2	0.0	0.2
Fabric coating mills.....	313320		1.8	0.1	0.3	0.2	0.0	0.2
Primary products.....		313320-P	1.8	0.1	0.3	0.3	0.0	0.2
Vinyl coated fabrics, including expanded vinyl coated.....		313320-1	0.1	0.0	0.0	-0.6	0.1	-0.1
Rubber coated fabrics, garments, and footwear.....		313320-4	5.7	0.0	0.1	0.0	0.0	0.1
Coated or laminated fabrics and coated yarns, incl. impregnated fabrics.....		313320-5	2.1	0.1	0.4	0.6	-0.1	0.3
Secondary products and miscellaneous receipts.....		313320-SM						
Secondary products.....		313320-S	0.0	0.1	0.2	-0.3	-0.4	-0.1
Textile product mills.....	314		2.0	0.8	-0.2	0.1	0.6	0.0
Textile furnishings mills.....	3141		1.8	1.2	-0.5	-0.2	1.0	0.0
Carpet and rug mills.....	31411		2.0	1.6	-0.7	-0.5	1.4	0.0
Carpet and rug mills.....	314110		2.0	1.6	-0.7	-0.5	1.4	0.0
Primary products.....		314110-P	2.0	1.6	-0.7	-0.5	1.4	0.0
Carpet and rugs.....		314110-0	2.0	1.6	-0.7	-0.5	1.4	0.0
Secondary products and miscellaneous receipts.....		314110-SM						
Curtain and linen mills.....	31412		1.1	0.0	0.0	0.7	0.0	0.0
Curtain and linen mills.....	314120		1.1	0.0	0.0	0.7	0.0	0.0
Primary products.....		314120-P	1.0	0.0	0.0	0.7	0.0	0.0
Curtains and draperies, made from purchased materials.....		314120-1	3.0	0.0	0.0	2.0	0.0	0.0
Other household textile products, made from purchased materials.....		314120-8	0.1	0.0	0.0	0.1	0.0	0.0
Bedspreads, made from purchased materials.....		314120-83	0.0	0.0	0.0	0.0	0.0	0.0
Other household furnishings, made from purchased materials.....		314120-89	0.1	0.0	0.0	0.1	0.0	0.0
Secondary products and miscellaneous receipts.....		314120-SM						
Miscellaneous receipts.....		314120-M	4.3	0.0	0.0	1.2	0.0	0.0
Secondary products.....		314120-S	3.3	0.0	0.0	1.2	0.0	0.1
Other textile product mills.....	3149		2.2	0.3	0.2	0.5	0.1	0.0
Textile bag and canvas mills.....	31491		3.2	0.0	0.7	1.1	0.0	0.0
Textile bag and canvas mills.....	314910		3.2	0.0	0.7	1.1	0.0	0.0
Primary products.....		314910-P	3.1	0.0	0.8	1.2	0.0	0.0
Textile bags.....		314910-1	3.2	0.0	0.0	0.3	0.0	0.0
Duffle bags.....		314910-11	-	0.0	0.0	0.1	0.0	0.0
All other textile bags.....		314910-13	-	0.0	0.0	0.3	0.0	0.0
Canvas and related products.....		314910-5	3.1	0.0	1.0	1.4	0.0	0.0
Secondary products and miscellaneous receipts.....		314910-SM						
Miscellaneous receipts.....		314910-M	0.0	0.0	0.0	0.0	0.0	0.0
Secondary products.....		314910-S	4.5	0.0	0.0	0.2	0.0	0.0
All other textile product mills.....	31499		1.7	0.5	-0.1	0.2	0.2	0.1
Rope, twine, tire cord, and tire fabric mills.....	314994		-0.5	0.2	0.0	0.0	0.4	0.0

See footnotes at end of table.

Table 12. Producer price index percentage changes for the net output of selected industries and their products, not seasonally adjusted — Continued
 [July 2024]

Title ¹	Industry code	Product code	Unadjusted 12-month percent change ²	Unadjusted 1-month percent change ²				
				July 2023 to July 2024 ^P	Feb. to Mar.	Mar. to Apr. ^P	Apr. to May ^P	May to June ^P
Rope, twine, tire cord, and tire fabric mills - Continued								
Primary products.....		314994-P	-0.6	0.2	0.0	0.0	0.4	0.0
Rope, cordage, and twine.....		314994-4	1.6	0.5	-0.1	0.1	0.8	0.1
Tire cord and tire fabrics.....		314994-7	-2.6	0.0	0.2	-0.1	0.0	0.0
Secondary products and miscellaneous receipts.....		314994-SM						
Miscellaneous receipts.....		314994-M	2.4	0.3	0.0	0.0	0.0	0.0
All other miscellaneous textile product mills.....	314999		2.5	0.6	-0.2	0.3	0.1	0.1
Primary products.....		314999-P	2.2	0.4	-0.2	0.4	0.2	0.1
Embroideries (excluding Schiffl machine products) and embroidery contractors. ...		314999-6	1.5	0.0	-0.6	0.0	0.7	0.0
Trimnings and findings, excluding automobile and apparel.....		314999-7	5.3	7.6	0.1	0.0	-0.2	0.0
All other miscellaneous fabricated textile products.....		314999-8	1.9	0.1	-0.2	0.4	0.1	0.1
Secondary products and miscellaneous receipts.....		314999-SM						
Miscellaneous receipts.....		314999-M	3.0	0.2	0.0	0.1	0.0	0.0
Secondary products.....		314999-S	6.4	3.3	0.0	0.0	0.0	0.0
Apparel manufacturing.....	315		4.0	1.1	0.2	0.0	1.0	0.0
Apparel knitting mills.....	3151		0.2	0.0	0.0	0.0	0.0	0.0
Apparel Knitting Mills.....	31512		0.2	0.0	0.0	0.0	0.0	0.0
Apparel knitting mills.....	315120		0.2	0.0	0.0	0.0	0.0	0.0
Primary products.....		315120-P	0.2	0.0	0.0	0.0	0.0	0.0
Hosiery and socks.....		315120-1	-0.2	0.0	0.0	0.0	0.0	0.0
Hosiery and socks.....		315120-10	-0.2	0.0	0.0	0.0	0.0	0.0
Other apparel knitting mills.....		315120-2	1.9	0.0	0.0	0.0	0.0	0.0
Outerwear, made in knitting mills.....		315120-28	-	-	-	-	-	0.0
Secondary products and miscellaneous receipts.....		315120-SM						
Cut and sew apparel manufacturing.....	3152		4.1	1.2	0.0	0.0	1.3	0.0
Cut and sew apparel contractors.....	31521		12.1	4.9	0.0	0.0	4.8	0.0
Cut and sew apparel contractors.....	315210		12.1	4.9	0.0	0.0	4.8	0.0
Primary products.....		315210-P	12.2	5.0	0.0	0.0	4.8	0.0
Contract receipts for men's and boys' (including unisex) apparel.....		315210-4	10.0	2.5	0.0	0.0	2.4	0.0
Contract receipts for men's and boys' pants, work apparel, and other outerwear.....		315210-48	8.9	0.0	0.0	0.0	0.0	0.0
Secondary products and miscellaneous receipts.....		315210-SM						
Cut and sew apparel manufacturing (except contractors).....	31525		1.4	0.0	0.0	0.0	0.1	0.0
Cut and sew apparel manufacturing (except contractors).....	315250		1.4	0.0	0.0	0.0	0.1	0.0
Primary products.....		315250-P	1.4	0.0	-0.1	0.0	0.1	0.0
Men's and boys' cut and sew apparel manufacturing.....		315250-1	0.6	0.0	-0.3	-0.1	0.0	0.0
Men's and boys' nightwear, robes, and underwear, made from purchased fabrics.....		315250-11	0.7	0.4	0.0	0.0	0.0	0.0
Men's and boys' suits, coats, and overcoats, made from purchased fabrics.....		315250-12	1.3	0.0	0.0	0.4	0.0	0.0
Men's and boys' shirts, except work shirts, made from purchased fabrics.....		315250-13	3.6	0.0	0.0	0.0	0.0	0.0
Men's and boys' pants, except work pants, made from purchased fabrics.....		315250-14	0.0	0.0	0.0	0.0	0.0	0.0
Men's and boys' work clothing, made from purchased fabrics.....		315250-15	-2.6	0.0	-1.3	-1.4	0.0	0.0
Men's and boys' other outerwear, made from purchased fabrics.....		315250-16	-0.1	0.0	0.1	0.0	0.0	0.0
Women's, girls', and infants' cut and sew apparel manufacturing.....		315250-2	1.4	0.0	0.0	0.0	0.1	0.0
Women's and girls' lingerie and nightwear, made from purchased fabrics.....		315250-21	0.0	0.0	0.0	0.0	0.0	0.0
Women's and girls' blouses and shirts, made from purchased fabrics.....		315250-22	-1.4	0.0	0.0	0.0	0.0	0.0
Women's and girls' dresses, made from purchased fabrics.....		315250-23	5.0	0.0	0.0	0.0	0.3	0.0
Women's and girls' suits, coats, and skirts, made from purchased fabrics.....		315250-24	0.4	0.0	0.2	-0.1	0.0	0.0
Women's and girls' other outerwear, made from purchased fabrics.....		315250-25	0.4	0.1	0.0	0.1	0.0	0.0
Other cut and sew apparel manufacturing.....		315250-3	2.3	0.0	0.0	0.0	0.0	0.0
Fur and leather apparel, made from purchased materials.....		315250-31	2.7	0.0	0.0	0.0	0.0	0.0
All other cut and sew apparel, made from purchased materials.....		315250-32	2.2	0.0	0.0	0.0	0.0	0.0
Secondary products and miscellaneous receipts.....		315250-SM						
Miscellaneous receipts.....		315250-M	1.8	0.0	1.0	0.0	0.0	0.0
Secondary products.....		315250-S	5.8	0.0	0.0	1.1	0.3	0.4
Accessories and other apparel manufacturing.....	3159		4.9	0.0	1.7	0.2	0.0	0.3
Accessories and other apparel manufacturing.....	31599		4.9	0.0	1.7	0.2	0.0	0.3
Accessories and other apparel manufacturing.....	315990		4.9	0.0	1.7	0.2	0.0	0.3
Primary products.....		315990-P	5.0	0.0	1.9	0.0	0.0	0.3
All other accessories and apparel.....		315990-B	0.0	0.0	0.0	0.0	0.0	0.0
Leather belts, made from purchased materials.....		315990-BC	-	0.0	0.0	0.0	-	-

See footnotes at end of table.

Table 12. Producer price index percentage changes for the net output of selected industries and their products, not seasonally adjusted — Continued
 [July 2024]

Title ¹	Industry code	Product code	Unadjusted 12-month percent change ²	Unadjusted 1-month percent change ²				
				July 2023 to July 2024 ^P	Feb. to Mar.	Mar. to Apr. ^P	Apr. to May ^P	May to June ^P
Accessories and other apparel manufacturing - Continued								
All other apparel accessories, made from purchased materials.....		315990-BE	0.0	0.0	0.0	0.0	0.0	0.0
Hats, caps, and millinery products.....		315990-4	12.4	0.0	4.5	0.0	0.0	0.8
Men's and boys' fabric, straw, and felt hats, made from purchased materials....		315990-41	14.6	0.0	5.2	0.0	0.0	1.4
Women's, girls', and infants' fabric, straw, and felt hats, made from purchased materials.....		315990-43	4.1	0.0	4.1	0.0	0.0	0.0
Hat bodies and fabric caps, made from purchased materials.....		315990-45	1.4	0.0	0.0	0.0	0.0	-3.9
Gloves and mittens, made from purchased materials.....		315990-7	0.0	0.0	0.0	0.0	0.0	0.0
Secondary products and miscellaneous receipts.....		315990-SM						
Miscellaneous receipts.....		315990-M	4.7	0.0	0.0	4.7	0.0	0.0
Secondary products.....		315990-S	2.9	0.0	0.0	0.0	0.0	0.0
Leather and allied product manufacturing.....	316		1.2	0.1	0.2	0.0	-0.2	0.0
Leather and hide tanning and finishing.....	3161		-0.2	0.4	-0.2	-0.2	-1.0	-0.8
Leather and hide tanning and finishing.....	31611		-0.2	0.4	-0.2	-0.2	-1.0	-0.8
Leather and hide tanning and finishing.....	316110		-0.2	0.4	-0.2	-0.2	-1.0	-0.8
Primary products.....		316110-P	-0.2	0.4	-0.2	-0.2	-1.0	-0.8
Finished and unfinished leather.....		316110-1	-0.3	0.5	-0.2	-0.2	-1.1	-0.9
Tanning or finishing leather owned by others, and furs, dressed and dyed or bleached.....		316110-2	0.4	0.0	-0.2	-0.3	0.0	0.0
Contract and commission receipts for tanning or finishing leather owned by others.....		316110-21	-0.4	0.0	-0.2	-0.4	0.0	0.0
Secondary products and miscellaneous receipts.....		316110-SM						
Footwear manufacturing.....	3162		1.8	0.0	0.7	0.0	0.0	0.1
Footwear manufacturing.....	31621		1.8	0.0	0.7	0.0	0.0	0.1
Footwear manufacturing.....	316210		1.8	0.0	0.7	0.0	0.0	0.1
Primary products.....		316210-P	1.8	0.0	0.7	0.0	0.0	0.1
Rubber and plastics footwear, including athletic footwear.....		316210-1	1.2	0.0	0.0	0.0	0.0	0.1
Men's footwear (size 6 and larger), excluding athletic.....		316210-2	1.9	0.0	0.5	0.0	0.0	0.0
Women's footwear (size 4 and larger), excluding athletic.....		316210-5	3.3	0.0	2.1	0.0	0.0	0.5
Secondary products and miscellaneous receipts.....		316210-SM						
Miscellaneous receipts.....		316210-M	2.5	0.0	-1.0	0.0	0.0	0.0
Other leather product manufacturing.....	3169		1.6	0.0	0.0	0.0	0.0	0.4
Other leather product manufacturing.....	31699		1.6	0.0	0.0	0.0	0.0	0.4
Other leather and allied product manufacturing.....	316990		1.6	0.0	0.0	0.0	0.0	0.4
Primary products.....		316990-P	1.6	0.0	0.0	0.0	0.0	0.4
Women's and children's handbags and purses.....		316990-1	0.2	0.0	0.0	0.0	0.0	0.0
All other leather goods and allied products.....		316990-2	2.0	0.0	0.0	0.0	0.0	0.5
Luggage (including suitcases, travel bags, backpacks, and other types).....		316990-21	3.0	0.0	0.0	0.0	0.0	0.0
Personal leather goods (excluding women's handbags and purses).....		316990-22	1.1	0.0	0.0	0.0	0.0	0.0
Boot and shoe cut stock and findings.....		316990-24	0.0	0.0	0.0	0.0	0.0	0.0
All other miscellaneous leather goods.....		316990-25	1.5	0.0	0.0	0.0	0.0	1.0
Secondary products and miscellaneous receipts.....		316990-SM						
Miscellaneous receipts.....		316990-M	0.0	0.0	0.0	0.0	0.0	0.0
Wood product manufacturing.....	321		-2.7	0.7	2.2	-2.0	-0.7	-0.4
Sawmills and wood preservation.....	3211		-7.6	1.0	0.9	-1.5	-0.3	-1.0
Sawmills and wood preservation.....	32111		-7.6	1.0	0.9	-1.5	-0.3	-1.0
Sawmills.....	321113		-8.8	1.3	1.1	-1.8	-0.3	-1.2
Primary products.....		321113-P	-11.0	1.4	1.2	-2.0	-0.4	-1.2
Hardwood lumber, made in sawmills.....		321113-1	-8.4	-2.5	2.1	1.2	0.0	-0.3
Softwood lumber, made in sawmills.....		321113-3	-14.3	3.5	1.1	-3.8	-0.8	-2.1
Softwood dressed lumber, less than 2 inches in nominal thickness, not edge worked.....		321113-32	3.3	7.7	6.5	3.5	-0.1	-1.3
Softwood dressed 2-inch lumber, 2 inches in nominal thickness only, not edge worked.....		321113-33	-21.5	4.8	0.3	-6.7	-2.0	-3.2
Softwood dressed lumber and timbers, more than 2 inches in nominal thickness, not edge worked.....		321113-34	-16.7	2.2	2.7	-6.6	2.8	-3.2
Wood chips, excluding field chips.....		321113-5	-1.4	-0.3	0.0	-0.6	0.5	0.6
Wood ties, siding, shingles, and shakes, and contract sawing of logs owned by others.....		321113-7	2.4	0.0	0.0	0.0	0.0	0.0
Secondary products and miscellaneous receipts.....		321113-SM						
Wood preservation.....	321114		-3.3	0.3	0.1	-0.5	-0.3	-0.4
Primary products.....		321114-P	-1.7	0.3	0.3	-0.6	-0.3	-0.4

See footnotes at end of table.

Table 12. Producer price index percentage changes for the net output of selected industries and their products, not seasonally adjusted — Continued
 [July 2024]

Title ¹	Industry code	Product code	Unadjusted 12-month percent change ²	Unadjusted 1-month percent change ²				
			July 2023 to July 2024 ^P	Feb. to Mar.	Mar. to Apr. ^P	Apr. to May ^P	May to June ^P	June to July ^P
Wood preservation - Continued								
Wood poles, piles, and posts owned and treated by the same establishment.		321114-1	0.5	0.0	0.3	-0.7	-0.1	0.6
Other wood products owned and treated by the same establishment.		321114-5	-4.7	0.6	0.1	-0.4	-0.7	-1.6
Receipts for treating wood owned by others w/ arsenical chemicals, creosote, & other chemicals.		321114-9	0.7	0.0	0.6	-0.7	0.0	-0.3
Secondary products and miscellaneous receipts.		321114-SM						
Plywood and engineered wood product mfg.	3212		-3.8	1.8	6.7	-6.1	-2.0	-0.3
Plywood and engineered wood product mfg.	32121		-3.8	1.8	6.7	-6.1	-2.0	-0.3
Hardwood veneer and plywood manufacturing.	321211		-1.0	-0.1	0.8	-0.3	-0.1	-0.3
Primary products.		321211-P	-1.0	-0.1	0.8	-0.3	-0.2	-0.2
Hardwood veneer, including veneer backed with paper, cloth, or other flexible material.		321211-1	-2.0	0.0	1.2	-0.1	0.1	-1.0
Hardwood plywood.		321211-4	1.9	0.1	0.1	0.1	-0.1	0.5
Hardwood veneered panels, including two-ply veneers.		321211-7	-3.6	-0.7	1.2	-1.5	-1.2	0.4
Secondary products and miscellaneous receipts.		321211-SM						
Softwood veneer and plywood manufacturing.	321212		-2.1	-0.3	1.6	-3.2	-1.5	-2.1
Primary products.		321212-P	0.1	-0.3	1.7	-3.4	-1.6	-2.2
Softwood veneer, incl. veneer backed w/ paper, cloth, or other flexible material. ...		321212-1	6.0	2.8	2.8	0.5	-1.2	-2.0
Softwood plywood products: rough, sanded, and specialties.		321212-4	-3.2	-1.9	1.0	-5.6	-1.8	-2.4
Secondary products and miscellaneous receipts.		321212-SM						
Secondary products.		321212-S	-25.0	0.0	0.9	-0.1	0.1	0.1
Engineered wood member manufacturing.	321215		-5.0	-1.1	0.8	-1.8	0.0	0.1
Primary products.		321215-P	-4.3	-1.2	0.4	-1.6	0.2	-0.1
Engineered wood members (excluding trusses).		321215-1	-3.6	-0.1	-0.4	0.1	0.8	0.2
Laminated veneer lumber.		321215-11	-4.8	-0.2	-0.2	0.1	0.5	0.5
Other engineered structural wood members, excluding trusses & laminated veneer lumber.		321215-12	-2.9	0.0	-0.6	0.1	0.9	0.0
Wood trusses.		321215-2	-4.5	-1.6	0.8	-2.3	-0.1	-0.2
Secondary products and miscellaneous receipts.		321215-SM						
Reconstituted wood product manufacturing.	321219		-3.8	6.6	17.0	-12.6	-4.7	-0.1
Primary products.		321219-P	-3.4	7.0	17.6	-12.9	-4.8	-0.1
Hardboard products.		321219-B	-0.4	0.0	0.0	-0.2	0.0	0.0
Particleboard made from particleboard produced at the same location.		321219-1	-4.3	0.1	2.1	1.1	-0.3	0.0
Medium density fiberboard (MDF) made from MDF produced at the same location.		321219-3	-	0.4	-0.4	-	-	-
Secondary products and miscellaneous receipts.		321219-SM						
Other wood product manufacturing.	3219		-0.5	0.1	0.6	-0.2	-0.2	-0.2
Millwork.	32191		1.5	0.1	0.8	-0.1	-0.3	0.1
Wood window and door manufacturing.	321911		2.5	0.0	0.3	0.0	0.0	0.0
Primary products.		321911-P	2.3	-0.1	0.4	0.0	0.0	0.0
Wood window units.		321911-1	3.2	0.0	0.0	0.0	0.0	0.0
Double hung wood window units.		321911-11	3.1	0.0	0.0	0.0	0.0	0.0
Casement wood window units.		321911-12	3.1	0.0	0.0	0.0	0.0	0.0
All other wood window units, including horizontal sliding, awning and single hung.		321911-13	3.6	0.0	0.0	0.0	0.0	0.0
Wood sash, excluding sash shipped in window units.		321911-3	3.5	0.0	0.0	0.0	0.0	0.0
Wood window & door frames, incl. door frames in door units, excl. window frames in window units.		321911-5	-1.7	0.0	1.1	0.0	0.0	0.0
Wood panel, flush, & molded face doors, interior & exterior, incl. doors with glazed sections.		321911-7	2.5	-0.2	0.7	0.0	0.2	-0.3
Other wood doors, incl. garage, patio, bifold, cabinet, screen, storm and louver. ...		321911-9	3.5	0.0	0.0	0.1	0.0	0.1
Secondary products and miscellaneous receipts.		321911-SM						
Secondary products.		321911-S	2.4	-0.3	-0.1	0.0	0.1	0.0
Cut stock, resawing lumber, and planing.	321912		1.2	0.6	0.8	-0.1	-0.7	0.9
Primary products.		321912-P	3.1	0.8	0.9	-0.1	0.7	1.1
Softwood lumber, made from purchased lumber.		321912-3	-0.8	0.1	0.4	-0.6	-0.2	0.0
Hardwood cut stock and dimension.		321912-6	9.5	1.2	1.2	0.0	1.3	2.7
Softwood cut stock and dimension.		321912-8	-10.8	2.7	0.0	-4.0	0.8	-1.0
Sawn wood fence stock, wood lath, and contract resawing and planing.		321912-9	0.0	0.0	0.0	0.0	0.0	0.0
Secondary products and miscellaneous receipts.		321912-SM						
Other millwork, including flooring.	321918		-0.2	-0.2	1.5	-0.2	-0.5	-0.4
Primary products.		321918-P	-0.4	-0.2	1.8	-0.4	-0.6	-0.4
Wood moldings.		321918-2	-5.8	0.1	-0.4	-1.0	-2.0	-1.6

See footnotes at end of table.

Table 12. Producer price index percentage changes for the net output of selected industries and their products, not seasonally adjusted — Continued
 [July 2024]

Title ¹	Industry code	Product code	Unadjusted 12-month percent change ²	Unadjusted 1-month percent change ²				
				July 2023 to July 2024 ^P	Feb. to Mar.	Mar. to Apr. ^P	Apr. to May ^P	May to June ^P
Other millwork, including flooring - Continued								
Other wood millwork products, including stairwork, exterior millwork, and softwood flooring.....		321918-5	3.1	0.1	3.9	-0.4	0.0	0.0
Hardwood flooring.....		321918-7	-0.1	-1.0	0.9	0.1	-0.3	0.2
Hardwood flooring, other than oak and maple.....		321918-72	-3.5	0.0	0.0	0.0	0.0	0.0
Oak and maple hardwood flooring.....		321918-73	0.2	-1.0	0.9	0.1	-0.4	0.2
Secondary products and miscellaneous receipts.....		321918-SM						
Secondary products.....		321918-S	0.5	2.2	0.7	-0.7	0.6	-0.5
Wood container and pallet manufacturing.....	32192		-9.7	-0.2	-0.3	-0.5	-0.2	-1.3
Wood container and pallet manufacturing.....	321920		-9.7	-0.2	-0.3	-0.5	-0.2	-1.3
Primary products.....		321920-P	-9.9	-0.2	-0.4	-0.6	-0.2	-1.4
Nailed and lock-corner wood boxes.....		321920-1	-0.3	0.0	0.0	-1.1	0.0	0.8
Wood box and crate shook.....		321920-3	-4.8	-1.5	1.3	0.0	0.0	-0.5
Wood pallets and pallet containers, wood and metal combination.....		321920-5	-10.2	-0.1	-1.0	-0.6	-0.3	-1.1
Other wood container parts and wood containers.....		321920-7	-12.2	0.0	8.4	0.0	0.0	-7.4
Secondary products and miscellaneous receipts.....		321920-SM						
Miscellaneous receipts.....		321920-M	-34.2	-1.9	-0.9	0.3	-1.7	0.9
Secondary products.....		321920-S	-	0.2	0.3	-0.3	-	-
All other wood product manufacturing.....	32199		2.2	0.4	0.9	-0.2	0.0	-0.1
Manufactured home, mobile home, manufacturing.....	321991		-0.2	0.0	1.3	0.4	-0.1	0.0
Primary products.....		321991-P	-0.2	0.0	1.3	0.4	-0.1	0.0
Manufactured homes (mobile homes), all width sizes (incl. multisection).....		321991-1	-0.2	0.0	1.3	0.4	-0.1	0.0
Secondary products and miscellaneous receipts.....		321991-SM						
Prefabricated wood building manufacturing.....	321992		0.7	0.3	0.5	-0.1	0.1	-0.1
Primary products.....		321992-P	0.8	0.4	0.5	-0.1	0.2	-0.1
Prefabricated stationary wood buildings, components (not sold as complete units).....		321992-1	7.0	0.0	0.0	0.0	0.0	0.0
Prefabricated stationary wood buildings, shipped in panel form (complete units).....		321992-5	0.2	0.5	1.1	-0.1	-0.4	-0.2
Prefabricated stationary wood buildings, precut packages (complete units).....		321992-6	-0.3	0.5	-0.2	-0.2	1.5	-0.1
Prefabricated stationary wood buildings, shipped in three-dimensional assemblies.....		321992-7	0.9	0.2	0.5	0.1	0.0	0.0
Prefabricated stationary wood buildings, three-dimensional assemblies, residential.....		321992-71	1.0	0.2	0.5	0.1	0.0	0.0
Prefabricated stationary wood buildings, three-dimensional assemblies, nonresidential.....		321992-72	0.0	0.0	0.0	0.0	0.0	0.0
Secondary products and miscellaneous receipts.....		321992-SM						
Miscellaneous receipts.....		321992-M	-6.1	-0.3	0.7	-1.8	-2.5	-1.8
Secondary products.....		321992-S	0.0	-0.3	0.0	0.0	0.0	0.0
Miscellaneous wood product manufacturing.....	321999		5.6	0.7	0.9	-0.8	0.0	-0.2
Primary products.....		321999-P	5.7	0.7	0.9	-0.9	0.0	-0.2
All other miscellaneous wood products.....		321999-0	5.7	0.7	0.9	-0.9	0.0	-0.2
Secondary products and miscellaneous receipts.....		321999-SM						
Paper manufacturing.....	322		0.3	-0.2	0.6	0.5	0.1	0.3
Pulp, paper & paperboard mills.....	3221		0.5	0.2	0.5	0.5	0.2	0.6
Pulp mills.....	32211		17.3	2.2	6.2	1.8	0.6	4.3
Pulp mills.....	322110		17.3	2.2	6.2	1.8	0.6	4.3
Primary products.....		322110-P	17.3	2.2	6.2	1.8	0.6	4.3
Special alpha and dissolving wood pulp, incl. sulfite and sulfate and other wood pulp.....		322110-6	23.7	2.5	7.9	2.0	0.7	4.7
All other miscellaneous pulp, other than wood, and pulp mill by-products, incl. turpentine.....		322110-9	-21.0	0.0	-6.8	0.0	-0.4	1.2
Paper mills.....	32212		-1.1	0.0	-0.1	0.3	0.1	0.3
Paper mills.....	322120		-1.1	0.0	-0.1	0.4	0.1	0.3
Primary products.....		322120-P	-1.7	-0.3	-0.1	0.3	0.0	0.2
Bleached bristol, clay-coated, uncoated, and industrial converted paper.....		322120-1	-0.1	-0.9	0.2	0.5	0.1	0.0
Construction paper.....		322120-2	-	1.0	0.0	-	-	-
Sanitary tissue paper products, made in paper mills.....		322120-4	-3.4	-0.1	-0.1	0.0	0.0	0.4
Newsprint and uncoated ground-wood paper.....		322120-5	-10.9	-3.2	-3.7	5.9	0.0	0.0
Secondary products and miscellaneous receipts.....		322120-SM						
Paperboard mills.....	32213		0.4	0.2	0.5	0.5	0.1	0.4
Paperboard mills.....	322130		0.4	0.2	0.5	0.5	0.1	0.4
Primary products.....		322130-P	0.0	0.2	0.6	0.3	0.3	0.5

See footnotes at end of table.

Table 12. Producer price index percentage changes for the net output of selected industries and their products, not seasonally adjusted — Continued
 [July 2024]

Title ¹	Industry code	Product code	Unadjusted 12-month percent change ²	Unadjusted 1-month percent change ²				
				July 2023 to July 2024 ^P	Feb. to Mar.	Mar. to Apr. ^P	Apr. to May ^P	May to June ^P
Paperboard mills - Continued								
Bleached packaging and industrial converting paperboard.....		322130-B	-2.2	0.0	0.0	0.0	0.0	0.1
Unbleached kraft packaging and industrial converting paperboard.....		322130-1	-0.9	0.2	0.2	0.3	0.5	0.6
Recycled paperboard.....		322130-7	0.7	0.4	1.9	0.7	0.0	0.5
Secondary products and miscellaneous receipts.....		322130-SM						
Converted paper product mfg.....	3222		0.1	-0.4	0.6	0.5	0.1	0.2
Paper container mfg.....	32221		0.7	-0.4	0.7	0.7	0.1	0.4
Corrugated and solid fiber box manufacturing.....	322211		0.8	0.5	0.8	0.7	0.1	0.2
Primary products.....		322211-P	0.8	0.4	0.8	0.7	0.1	0.2
Corrugated and solid fiber boxes, including pallets.....		322211-0	0.8	0.4	0.8	0.7	0.1	0.2
Corrugated shipping containers for food and beverages and carryout boxes for retail food.....		322211-01	0.2	-0.2	1.2	0.9	0.3	1.0
Corrugated shipping containers for paper and allied products.....		322211-02	1.0	2.8	0.6	-0.2	0.0	0.0
Corrugated shipping containers for metal and electrical machinery.....		322211-03	-3.3	0.4	2.0	0.1	0.0	0.0
Corrugated shipping containers for all other end uses.....		322211-04	-0.6	0.3	0.3	1.0	0.0	-0.3
Corrugated paperboard in sheets and rolls, lined and unlined.....		322211-05	2.1	0.0	0.0	0.1	0.5	0.0
Other corrugated and solid fiber products, including containers, pallets, pads, etc.....		322211-09	5.7	0.4	1.5	1.5	0.0	0.3
Secondary products and miscellaneous receipts.....		322211-SM						
Miscellaneous receipts.....		322211-M	-0.9	8.0	0.8	0.0	-7.7	0.0
Secondary products.....		322211-S	0.8	1.1	0.0	0.0	0.0	0.1
Folding paperboard box manufacturing.....	322212		1.0	-1.8	0.1	1.2	0.4	0.9
Primary products.....		322212-P	1.0	-1.9	0.1	1.2	0.4	0.9
Folding paperboard boxes, packaging, and packaging components.....		322212-0	1.0	-1.9	0.1	1.2	0.4	0.9
Secondary products and miscellaneous receipts.....		322212-SM						
Other paperboard container manufacturing.....	322219		-0.9	-2.3	0.8	0.0	0.0	0.2
Primary products.....		322219-P	-0.9	-2.5	0.9	0.0	0.0	0.2
Setup (rigid) paperboard boxes.....		322219-1	-2.8	0.6	0.2	-1.0	-0.7	0.1
Paperboard fiber drums with ends of any material.....		322219-7	5.7	0.4	2.3	2.2	0.0	0.0
Fiber cans, tubes, and similar fiber products.....		322219-8	1.8	-1.9	2.9	0.2	0.2	0.1
Fiber cans, all fiber and composite.....		322219-81	2.3	-3.5	4.5	0.2	0.1	-0.2
Fiber cores and tubes.....		322219-82	1.2	0.6	0.4	0.0	0.2	0.5
Paperboard cones, reels, spools, bobbins, blocks, and all vulcanized fiber products.....		322219-83	0.0	0.0	0.0	0.0	0.0	0.0
Secondary products and miscellaneous receipts.....		322219-SM						
Paper bag and coated and treated paper mfg.....	32222		-0.1	0.1	0.7	0.1	0.0	0.0
Paper bag and coated and treated paper manufacturing.....	322220		-0.1	0.1	0.7	0.1	0.0	0.0
Primary products.....		322220-P	-0.3	0.0	0.7	0.1	0.0	0.0
Specialty bags, pouches, and liners, multiweb laminations and foil, except film-film.....		322220-C	-0.9	0.1	-0.2	-0.1	0.1	0.0
Uncoated single-web paper grocers' bags and sacks and variety and shopping bags.....		322220-D	0.1	0.8	0.0	0.0	0.0	0.0
Laminated aluminum foil rolls and sheets for flexible packaging uses.....		322220-F	-0.2	0.0	0.2	0.0	0.0	0.0
Pasted, lined, laminated, or surface-coated paperboard.....		322220-G	-1.6	0.0	0.1	0.0	0.0	0.0
Single-web paper, rolls and sheets, including waxed, for flexible packaging uses.....		322220-H	0.1	0.0	0.0	0.0	0.0	0.0
Multiweb laminated rolls and sheets, except foil, for flexible packaging uses.....		322220-J	1.2	-0.1	0.1	0.0	0.0	0.0
Pressure-sensitive products.....		322220-N	-1.2	0.0	0.6	-0.8	1.2	-0.7
Wallcoverings.....		322220-7	1.9	0.0	0.0	0.0	1.9	0.0
Converted foil for nonpackaging applications.....		322220-8	1.0	0.0	0.0	0.0	0.0	0.0
Other coated and processed papers, except for packaging uses.....		322220-9	5.4	-0.4	3.1	3.3	-3.6	2.0
Secondary products and miscellaneous receipts.....		322220-SM						
Miscellaneous receipts.....		322220-M	30.3	3.6	3.8	0.0	0.0	0.0
Stationery product mfg.....	32223		0.4	0.3	0.1	0.7	0.2	-1.2
Stationery product manufacturing.....	322230		0.4	0.3	0.1	0.7	0.2	-1.2
Primary products.....		322230-P	0.2	0.3	0.1	0.8	0.2	-1.2
Die-cut paper and paperboard office supplies.....		322230-4	13.6	0.0	0.0	-0.2	0.0	0.0
Envelopes, commercial, all types and materials.....		322230-5	-2.0	1.0	0.3	0.1	0.3	-0.4
Tablets, pads and related products.....		322230-9	-2.7	-0.4	-1.2	-0.1	0.2	0.0
Secondary products and miscellaneous receipts.....		322230-SM						
Miscellaneous receipts.....		322230-M	-1.2	0.1	0.2	-0.2	0.0	0.2
Other converted paper product mfg.....	32229		-2.0	-1.3	0.5	0.3	-0.1	0.5
Sanitary paper product manufacturing.....	322291		-2.6	-1.7	0.7	0.4	-0.2	0.4
Primary products.....		322291-P	-2.6	-1.7	0.7	0.4	-0.1	0.4

See footnotes at end of table.

Table 12. Producer price index percentage changes for the net output of selected industries and their products, not seasonally adjusted — Continued
 [July 2024]

Title ¹	Industry code	Product code	Unadjusted 12-month percent change ²	Unadjusted 1-month percent change ²				
			July 2023 to July 2024 ^P	Feb. to Mar.	Mar. to Apr. ^P	Apr. to May ^P	May to June ^P	June to July ^P
Sanitary paper product manufacturing - Continued								
Disposable diapers and similar disposable products, made from purchased sanitary paper stock.....		322291-2	0.0	0.0	0.0	0.0	0.0	0.0
Sanitary tissue paper products, made from purchased sanitary paper stock or wadding.....		322291-5	-4.9	-3.2	1.4	0.8	-0.3	0.8
Secondary products and miscellaneous receipts.....		322291-SM						
Miscellaneous receipts.....		322291-M	-15.4	9.2	0.0	0.0	-8.2	11.6
All other converted paper product mfg.....	322299		-0.7	-0.6	0.0	0.0	0.2	0.6
Primary products.....		322299-P	-0.5	-0.6	0.1	0.1	0.1	0.7
Molded pulp goods, including egg cartons, florist pots, food trays, etc.....		322299-1	-1.5	-1.4	1.2	0.8	0.3	-0.1
Miscellaneous converted paper and paperboard products.....		322299-3	-0.1	-0.3	-0.3	-0.1	0.0	0.9
Secondary products and miscellaneous receipts.....		322299-SM						
Secondary products.....		322299-S	-	0.0	0.0	0.0	0.1	0.2
Printing and related support activities.....	323		4.6	0.3	-0.1	0.0	0.0	0.4
Printing and related support activities.....	3231		4.6	0.3	-0.1	0.0	0.0	0.4
Printing.....	32311		4.7	0.3	-0.1	0.0	0.0	0.4
Commercial screen printing.....	323113		2.0	0.6	0.1	0.1	0.1	0.4
Primary products.....		323113-P	2.0	0.7	0.1	0.1	0.0	0.4
Screen printing on garments, apparel accessories, and other fabric articles, excluding labels.....		323113-4	2.2	0.8	0.2	0.1	0.0	0.6
Screen printing (excluding on textiles, apparel, apparel accessories, and labels)...		323113-6	1.5	0.2	0.0	0.0	0.0	0.0
Secondary products and miscellaneous receipts.....		323113-SM						
Miscellaneous receipts.....		323113-M	2.4	0.0	0.0	0.0	0.8	1.3
Secondary products.....		323113-S	1.6	0.5	0.2	0.1	0.3	0.0
Books printing.....	323117		0.9	0.0	1.9	-2.8	0.0	0.1
Primary products.....		323117-P	2.0	0.0	2.2	-3.4	0.0	0.1
Other book and pamphlet printing and binding.....		323117-E	2.5	0.2	0.0	0.0	0.0	0.0
Textbook printing and binding.....		323117-1	-1.6	0.0	0.0	0.0	0.0	0.5
Technical, scientific, & professional book printing & binding.....		323117-3	-2.8	0.0	0.0	3.2	0.0	2.2
Religious book printing and binding.....		323117-5	-1.5	0.0	1.6	0.5	0.0	-1.2
General book (trade, etc.) printing & binding.....		323117-7	5.3	-0.1	4.5	-7.8	0.0	0.0
Secondary products and miscellaneous receipts.....		323117-SM						
Commercial printing, except screen and books.....	32311K		5.2	0.3	-0.3	0.2	0.0	0.4
Primary products.....		32311K-P	2.1	0.2	-0.3	0.2	0.0	0.4
Commercial lithographic printing.....		32311K-0	-0.2	0.0	-0.7	0.0	0.0	0.6
Other commercial and general job printing (lithographic).....		32311K-0B	0.5	0.0	-1.0	0.5	0.0	2.2
Magazine and periodical printing (lithographic).....		32311K-01	-1.3	0.0	-1.1	0.0	0.0	0.4
Label and wrapper printing (lithographic).....		32311K-03	1.2	0.0	0.0	0.0	0.0	1.2
Catalog and directory printing (lithographic).....		32311K-05	-0.9	0.0	-1.1	0.0	0.0	0.2
Advertising printing (lithographic).....		32311K-09	-0.2	0.0	-1.2	0.0	0.0	0.8
Commercial flexographic printing.....		32311K-2	0.9	0.0	0.4	0.0	-0.1	0.0
Label and wrapper printing (flexographic).....		32311K-21	0.7	0.0	0.5	0.0	-0.1	0.0
Quick printing.....		32311K-4	23.9	0.0	8.0	0.0	0.0	0.0
Digital printing.....		32311K-5	5.8	0.5	-0.4	0.5	0.1	0.7
Manifold business forms printing.....		32311K-6	3.3	0.0	0.0	0.0	0.0	0.0
Other commercial printing.....		32311K-9	5.2	1.9	0.0	0.0	0.0	0.0
All other commercial and general job printing.....		32311K-9V	1.7	0.0	0.0	0.0	0.0	0.0
Secondary products and miscellaneous receipts.....		32311K-SM						
Miscellaneous receipts.....		32311K-M	4.8	0.9	0.1	0.8	1.0	3.4
Secondary products.....		32311K-S	16.8	0.5	-0.3	0.2	-0.1	0.1
Support activities for printing.....	32312		2.0	0.7	0.0	0.2	0.2	0.1
Support activities for printing.....	323120		2.0	0.7	0.0	0.2	0.2	0.1
Primary products.....		323120-P	2.0	0.7	0.0	0.2	0.2	0.1
Softcover, pamphlet, sample book, and other binding of books and materials printed elsewhere.....		323120-3	0.4	0.5	-0.2	0.1	0.3	0.0
Miscellaneous binding and postpress work, incl collating, perforating, folding, gluing, etc.....		323120-5	-1.1	0.0	0.0	-0.4	0.8	0.0
Prepress services, excl platemaking (incl film, assembled flats, color sep., typesetting, etc.).....		323120-7	-	0.0	0.0	0.0	0.0	-
Printing plates and cylinders, prepared for printing (excl blank plates and blank cylinders).....		323120-9	1.8	0.0	0.0	0.0	0.0	0.0
Secondary products and miscellaneous receipts.....		323120-SM						
Petroleum and coal products manufacturing.....	324		0.1	1.9	3.3	-8.1	-4.6	6.0

See footnotes at end of table.

Table 12. Producer price index percentage changes for the net output of selected industries and their products, not seasonally adjusted — Continued
 [July 2024]

Title ¹	Industry code	Product code	Unadjusted 12-month percent change ²	Unadjusted 1-month percent change ²				
				July 2023 to July 2024 ^P	Feb. to Mar.	Mar. to Apr. ^P	Apr. to May ^P	May to June ^P
Petroleum and coal products mfg.	3241		0.1	1.9	3.3	-8.1	-4.6	6.0
Petroleum refineries.	32411		0.0	2.1	3.8	-8.8	-5.0	6.5
Petroleum refineries.	324110		0.0	2.1	3.8	-8.8	-5.0	6.5
Primary products.		324110-P	0.0	2.2	3.9	-9.0	-5.1	6.7
Kerosene, except jet fuel.		324110-B	9.1	-4.3	-0.5	-6.5	-6.8	12.8
Light fuel oils.		324110-C	6.1	0.0	2.8	-18.8	-3.5	11.3
Home heating oil and other distillates, NEC.		324110-C1	-1.8	-3.7	-0.2	-7.9	-0.8	2.9
Diesel fuel.		324110-C2	6.7	0.2	3.0	-19.5	-3.7	11.9
Heavy fuel oils, including No. 5, No. 6, heavy diesel, gas enrichment oils, etc.		324110-E	16.1	0.5	1.1	9.0	-1.7	1.0
Unfinished oils and lubricating oil base stock.		324110-J	8.6	-4.7	3.2	4.4	5.4	-2.9
Liquefied refinery gases, including other aliphatics (feed stock and other uses).		324110-R	31.6	8.7	-0.8	-5.7	-12.9	13.2
Other finished petroleum products, including waxes.		324110-T	-22.9	-18.8	1.3	0.7	-0.4	-3.0
Gasoline, including finished base stocks and blending agents.		324110-1	-4.9	6.9	5.9	-4.4	-6.5	4.6
Motor gasoline, including finished base stocks and blending agents.		324110-12	-4.9	6.9	5.8	-4.4	-6.5	4.7
Regular gasoline.		324110-121	-4.9	7.3	5.6	-4.2	-6.8	5.0
Mid-premium gasoline.		324110-122	1.8	5.7	7.2	-6.9	-5.3	6.1
Premium gasoline.		324110-123	-5.5	5.5	6.6	-5.0	-5.3	3.7
Jet fuel.		324110-6	5.7	-5.4	0.3	-6.2	-4.6	7.1
Asphalt.		324110-9	4.0	10.8	4.8	5.5	0.8	0.4
Secondary products and miscellaneous receipts.		324110-SM1						
Asphalt paving and roofing materials mfg.	32412		2.8	-0.2	-4.2	0.2	0.1	0.6
Asphalt paving mixture & block manufacturing.	324121		4.2	-0.5	-5.9	-1.5	0.6	0.8
Primary products.		324121-P	4.1	-0.5	-6.2	-1.6	0.6	0.8
Asphalt paving mixtures & blocks.		324121-0	4.1	-0.5	-6.2	-1.6	0.6	0.8
Emulsified asphalt, including liquid additives.		324121-0111	5.2	0.7	1.0	0.5	0.8	0.7
Other liquid asphalt and tar paving materials, including cut-backs.		324121-0121	2.4	0.2	0.2	-2.7	2.4	0.0
Asphalt and tar paving mixt. (excl liquid), incl bitum. or asph. concrete, asph. paving cement.		324121-0131	3.6	-1.3	-11.9	-3.3	0.4	1.0
Secondary products and miscellaneous receipts.		324121-SM						
Miscellaneous receipts.		324121-M	2.9	0.0	-0.5	0.0	0.0	0.0
Secondary products.		324121-S	-	0.0	0.0	-	-	-
Asphalt shingle and coating materials manufacturing.	324122		1.0	0.1	-1.9	2.5	-0.5	0.4
Primary products.		324122-P	1.0	0.1	-1.9	2.5	-0.6	0.4
Roofing asphalts and pitches, coatings, and cements.		324122-1	-2.3	0.0	0.0	0.0	1.0	0.0
Prepared asphalt and tar roofing and siding products, incl. saturated felts for nonbuilding use.		324122-2	1.2	0.1	-2.1	2.7	-0.7	0.4
Asphalt smooth-surfaced roll roofing and cap sheets, organic and fiberglass base.		324122-21	-2.6	0.0	0.5	-0.8	0.5	0.0
Asphalt mineral-surfaced roll roofing and cap sheets, organic and fiberglass base.		324122-22	0.6	-0.1	0.3	0.4	0.1	0.0
Other prepared asphalt and tar products for roofing and siding.		324122-27	0.6	0.5	0.0	0.0	0.2	0.8
Secondary products and miscellaneous receipts.		324122-SM						
Other petroleum and coal products mfg.	32419		-2.8	-0.9	-0.2	0.3	-0.1	-0.5
Petroleum lubricating oil and grease mfg.	324191		-0.9	-1.0	-0.1	0.0	-0.1	-0.1
Primary products.		324191-P	-1.6	-1.0	-0.1	0.0	-0.1	-0.1
Petroleum lubricating oils and greases, refined petroleum.		324191-0	-1.6	-1.0	-0.1	0.0	-0.1	-0.1
Lubricating oils (incl. hydraulic fluids, etc.), refined petroleum.		324191-011	-1.8	-1.1	-0.1	0.0	-0.1	-0.1
Lubricating greases, made from refined petroleum.		324191-012	-	0.0	0.0	0.0	0.0	0.0
Secondary products and miscellaneous receipts.		324191-SM						
Miscellaneous receipts.		324191-M	-10.2	0.0	-1.9	0.0	0.0	-2.7
All other petroleum and coal products mfg.	324199		-9.3	-0.6	-0.9	1.4	-0.3	-2.0
Primary products.		324199-P	-9.7	-0.6	-1.0	1.5	-0.3	-2.0
Coke oven and blast furnace products, made in coke oven establishments.		324199-3	-9.8	-0.3	-0.7	-2.7	-0.3	-1.6
All other petroleum and coal products (excl. coke oven products), made in coke oven estab.		324199-9	-9.6	-0.6	-1.0	1.7	-0.3	-2.1
Secondary products and miscellaneous receipts.		324199-SM						
Secondary products.		324199-S	19.6	0.0	7.4	0.5	0.0	0.0
Chemical mfg.	325		0.1	-0.1	0.7	0.1	0.0	0.4
Basic chemical mfg.	3251		-3.2	-0.8	1.6	-0.2	1.1	1.6
Petrochemical mfg.	32511		15.9	1.7	3.7	-1.6	1.1	6.9
Petrochemical manufacturing.	325110		16.1	1.7	3.7	-1.6	1.1	6.9
Primary products.		325110-P	21.4	4.2	4.2	-2.0	1.7	5.6
Secondary products and miscellaneous receipts.		325110-SM						

See footnotes at end of table.

Table 12. Producer price index percentage changes for the net output of selected industries and their products, not seasonally adjusted — Continued
 [July 2024]

Title ¹	Industry code	Product code	Unadjusted 12-month percent change ²	Unadjusted 1-month percent change ²				
			July 2023 to July 2024 ^P	Feb. to Mar.	Mar. to Apr. ^P	Apr. to May ^P	May to June ^P	June to July ^P
Industrial gas mfg.	32512		2.4	3.1	1.2	0.4	2.0	-0.9
Industrial gas manufacturing.	325120		2.4	3.1	1.2	0.4	2.0	-0.9
Primary products.		325120-P	2.5	3.1	1.2	0.4	2.0	-0.9
Oxygen.		325120-A	5.7	3.3	-0.9	-2.0	1.1	3.8
Argon and hydrogen.		325120-C	9.3	-1.1	-3.4	1.3	0.9	-1.0
Other industrial gases (including fluorocarbon and acetylene).		325120-T	4.6	3.5	2.6	1.1	2.1	-4.6
Carbon dioxide.		325120-4	3.9	-0.4	0.0	2.7	4.9	-3.5
Nitrogen.		325120-7	-13.0	6.6	2.8	-0.3	1.7	6.8
Secondary products and miscellaneous receipts.		325120-SM						
Synthetic dye and pigment mfg.	32513		-5.2	0.5	-0.4	-1.7	-1.8	0.1
Synthetic dye and pigment manufacturing.	325130		-5.2	0.5	-0.4	-1.7	-1.8	0.1
Primary products.		325130-P	-5.3	0.5	-0.4	-1.7	-1.8	0.1
All other inorganic pigments, including TiO2, chrome colors, and other white opaque pigments.		325130-N	-5.6	-0.1	0.1	-2.8	-1.5	0.0
Synthetic organic dyes, pigments, lakes, and toners.		325130-R	-4.2	2.6	-2.2	2.0	-2.8	0.6
Synthetic organic dyes.		325130-R8	-8.1	3.1	-1.5	0.6	-2.7	1.3
Synthetic organic pigments, lakes, and toners.		325130-R9	-0.2	2.2	-2.7	3.2	-2.9	0.0
Secondary products and miscellaneous receipts.		325130-SM						
Secondary products.		325130-S	-3.8	0.4	-0.1	0.3	-0.1	-0.1
Other basic inorganic chemical manufacturing.	32518		-5.5	0.2	-0.4	1.0	0.4	-0.8
Other basic inorganic chemical manufacturing.	325180		-5.5	0.2	-0.4	1.0	0.4	-0.8
Primary products.		325180-P	-5.8	0.3	-0.4	1.2	0.5	-0.9
Potassium and sodium compounds, excluding bleaches, alkalis, and alum.		325180-A	-2.7	1.7	1.2	0.1	-0.6	0.4
All other inorganic chemicals.		325180-H	2.9	0.2	0.2	3.3	1.0	-0.6
Inorganic acids, excluding nitric, sulfuric and phosphoric.		325180-3	1.2	4.0	0.3	0.4	-0.7	-0.7
Sodium hydroxide (caustic soda).		325180-4	-19.3	-0.4	-0.1	0.0	-0.1	1.3
Carbon black, all processes.		325180-6	3.5	-0.7	-2.4	0.7	1.4	2.5
Other alkalis.		325180-7	-16.4	-0.5	-4.8	0.6	-0.1	-1.9
Sulfuric acid.		325180-9	-10.3	-0.4	2.8	-6.4	1.1	0.0
Secondary products and miscellaneous receipts.		325180-SM						
Miscellaneous receipts.		325180-M	0.8	0.0	0.0	0.0	0.0	0.0
Secondary products.		325180-S	-6.2	-1.1	0.1	-2.2	0.2	0.1
Other basic organic chemical mfg.	32519		-7.5	-2.0	2.0	-0.1	1.5	0.8
Ethyl alcohol manufacturing.	325193		-18.2	-6.9	8.8	4.2	2.7	3.5
Primary products.		325193-P	-17.3	-7.5	11.5	5.7	3.5	4.6
Ethyl alcohol.		325193-0	-18.1	-8.0	13.7	7.0	4.2	5.5
Distillers' dried grains (dark and light) and dried solubles.		325193-2	-8.6	-4.3	-1.5	-3.2	-1.5	-2.5
Secondary products and miscellaneous receipts.		325193-SM						
Secondary products.		325193-S	-23.3	-4.3	-3.4	-3.4	-2.2	-3.0
Cyclic crude, intermediate, and gum and wood chemical mfg.	325194		-4.0	-1.2	-1.0	-0.3	0.4	-0.3
Primary products.		325194-P	-8.6	-2.2	-1.1	0.0	-0.2	0.1
Gum and wood chemicals, including wood distillation products.		325194-1	-3.6	-0.8	0.1	0.0	-0.2	0.4
Cyclic crude and intermediate chemicals.		325194-2	-10.3	-2.6	-1.5	0.0	-0.2	0.0
Secondary products and miscellaneous receipts.		325194-SM						
All other basic organic chemical manufacturing.	325199		-2.6	-0.2	0.0	-1.7	1.1	-0.2
Primary products.		325199-P	-4.3	-0.4	-0.1	-2.2	1.4	-0.2
Natural organic chemicals.		325199-E	-11.9	-1.7	-0.2	0.1	0.1	-0.1
Synthetic organic chemicals for use as flavor and perfume materials.		325199-H	6.4	6.8	0.0	0.0	0.0	-0.4
Synthetic organic rubber-processing chemicals.		325199-K	0.4	0.3	-1.0	-0.3	0.1	0.2
Synthetic organic plasticizers.		325199-N	12.4	-2.4	4.2	3.7	0.9	1.9
Other synthetic organic chemicals.		325199-R	3.2	-1.6	0.2	-3.8	0.3	0.1
Miscellaneous end use chemicals and chemical products, excluding urea.		325199-T	-2.3	-0.4	0.1	-1.2	0.7	0.0
Miscellaneous cyclic and acyclic chemicals and chemical products, excluding fatty acid esters.		325199-V	2.6	2.0	0.6	-3.0	7.1	-0.8
Fatty acids.		325199-1	-35.3	-4.3	-4.5	-5.2	-3.4	-2.0
Industrial organic flavor oil mixtures and blends.		325199-7	-22.8	-0.1	-0.8	-1.9	-0.1	-0.3
Secondary products and miscellaneous receipts.		325199-SM						
Resin, synthetic rubber, and artificial/synthetic fiber/filaments mfg.	3252		2.0	-0.2	1.2	0.7	0.0	0.8
Resin and synthetic rubber mfg.	32521		1.9	-0.7	1.5	0.3	0.2	1.0
Plastics material and resin manufacturing.	325211		0.8	-1.1	1.2	0.1	0.1	1.2
Primary products.		325211-P	1.0	-1.1	1.2	-0.1	0.2	1.5
Thermoplastic resins and plastics materials.		325211-1	1.0	-0.9	0.6	-0.1	0.1	1.7

See footnotes at end of table.

Table 12. Producer price index percentage changes for the net output of selected industries and their products, not seasonally adjusted — Continued
 [July 2024]

Title ¹	Industry code	Product code	Unadjusted 12-month percent change ²	Unadjusted 1-month percent change ²				
				July 2023 to July 2024 ^P	Feb. to Mar.	Mar. to Apr. ^P	Apr. to May ^P	May to June ^P
Plastics material and resin manufacturing - Continued								
Thermosetting resins and plastics materials.....		325211-4	1.2	-2.5	5.4	-0.5	0.8	0.5
Secondary products and miscellaneous receipts.....		325211-SM						
Synthetic rubber manufacturing.....	325212		15.3	3.7	5.3	2.3	1.8	-0.7
Primary products.....		325212-P	15.5	3.8	5.4	2.3	1.8	-0.7
Synthetic rubber (vulcanizable elastomers).....		325212-0	15.5	3.8	5.4	2.3	1.8	-0.7
Secondary products and miscellaneous receipts.....		325212-SM						
Artificial fibers and filaments manufacturing.....	325222		2.8	5.7	-2.8	4.6	-2.9	-1.8
Artificial fibers and filaments manufacturing.....	325220		2.8	5.7	-2.8	4.6	-2.9	-1.8
Primary products.....		325220-P	2.5	6.0	-2.9	4.8	-3.1	-1.8
Polyester manufactured fibers.....		325220-7	4.3	1.5	0.3	0.5	0.6	1.4
Other noncellulosic organic fibers, incl. polyamide, polyolefin, and producer-textured.....		325220-9	2.2	8.3	-4.3	6.8	-4.6	-3.3
Secondary products and miscellaneous receipts.....		325220-SM						
Pesticide, fertilizer, and other agricultural chemical mfg.....	3253		0.3	1.2	0.3	-0.9	-0.7	-1.1
Fertilizer mfg.....	32531		5.3	2.1	0.4	-1.7	-1.3	-2.0
Nitrogenous fertilizer manufacturing.....	325311		-1.1	3.7	1.3	-2.1	-4.2	-4.0
Primary products.....		325311-P	-1.5	3.7	1.2	-2.1	-4.2	-4.1
Synthetic ammonia, nitric acid, ammonium compounds, and urea.....		325311-A	-1.9	4.2	1.3	-2.3	-4.9	-4.6
Fertilizer materials of organic origin.....		325311-7	1.3	-0.2	0.0	-0.8	1.3	0.0
Secondary products and miscellaneous receipts.....		325311-SM						
Secondary products.....		325311-S	42.8	-1.2	14.4	1.5	-1.1	-0.9
Phosphatic fertilizer manufacturing.....	325312		15.5	1.5	-0.5	-2.4	0.5	-1.7
Primary products.....		325312-P	15.8	1.5	-0.5	-2.5	0.5	-1.8
Phosphoric acid, superphosphates, and other phosphatic fertilizer materials.....		325312-A	19.8	2.2	-1.0	-4.7	0.7	-2.6
Mixed fertilizers, made in plants which manufacture fertilizer materials.....		325312-7	8.0	0.0	0.6	2.9	0.0	0.0
Secondary products and miscellaneous receipts.....		325312-SM						
Fertilizer, mixing only, manufacturing (including compost).....	325314		-1.7	1.0	0.5	0.2	0.0	0.3
Primary products.....		325314-P	-1.6	1.0	0.5	0.2	0.0	0.3
Mixed fertilizers, mixing only.....		325314-0	-1.6	1.0	0.5	0.2	0.0	0.3
Mixed fertilizers, dry, mixing only.....		325314-01	-1.0	0.6	0.6	0.0	-0.1	0.0
Mixed fertilizers, liquid, mixing only.....		325314-02	-4.3	3.1	-0.3	1.1	0.0	1.7
Secondary products and miscellaneous receipts.....		325314-SM						
Miscellaneous receipts.....		325314-M	-7.1	1.4	1.3	-1.7	0.0	-2.6
Pesticide and other agricultural chemical mfg.....	32532		-5.4	0.1	0.1	0.2	0.0	0.0
Pesticide and other agricultural chemical manufacturing.....	325320		-5.4	0.1	0.1	0.2	0.0	0.0
Primary products.....		325320-P	-5.4	0.1	0.1	0.2	0.0	0.0
Agricultural and commercial pesticides and chemicals.....		325320-1	-5.9	0.1	0.1	0.1	0.0	0.0
Lawn and garden pesticides and chemicals.....		325320-4	-3.5	0.0	0.0	0.0	0.0	0.0
Household and institutional pesticides and chemicals.....		325320-7	3.1	0.0	0.0	2.2	0.0	0.0
Secondary products and miscellaneous receipts.....		325320-SM						
Pharmaceutical and medicine mfg.....	3254		1.4	0.0	0.6	-0.1	-0.3	0.0
Pharmaceutical and medicine mfg.....	32541		1.4	0.0	0.6	-0.1	-0.3	0.0
Medicinal and botanical manufacturing.....	325411		5.3	0.1	0.2	0.0	-0.1	0.1
Primary products.....		325411-P	5.3	0.1	0.2	0.0	-0.2	0.1
Synthetic organic medicinal chemicals, medicinal & botanical drugs, & other products.....		325411-0	5.3	0.1	0.2	0.0	-0.2	0.1
Secondary products and miscellaneous receipts.....		325411-SM1						
Pharmaceutical preparation manufacturing.....	325412		1.8	0.0	0.6	0.0	-0.1	0.0
Primary products.....		325412-P	1.8	0.0	0.7	0.0	-0.1	0.0
Pharmaceuticals acting on the respiratory system, for human use.....		325412-A	-1.9	0.0	0.1	0.0	0.0	0.0
Antihistamines and bronchodilators, including antiasthmatics.....		325412-A111	1.2	0.0	0.0	0.0	0.0	0.0
Other respiratory preparations.....		325412-A112	-6.4	0.0	0.2	0.0	0.0	0.0
Other respiratory preparations, over-the-counter.....		325412-A112OC	-	0.0	0.4	0.0	0.0	-
Other respiratory preparations, prescription.....		325412-A112RX	-13.4	-	-	0.0	0.0	0.0
Pharmaceuticals acting on the digestive or the genito-urinary systems, for human use.....		325412-D	-8.0	0.0	-0.5	-0.5	0.0	0.0
Other digestive or genito-urinary preparations.....		325412-D112	-8.8	0.0	-1.1	0.0	0.0	0.0
Other digestive or genito-urinary preparations, prescription.....		325412-D112RX	-10.6	0.0	-1.3	0.0	0.0	0.0
Pharmaceuticals acting on the skin, for human use.....		325412-G	-4.1	0.1	0.0	0.0	-3.7	0.0
Other pharmaceutical preparations acting on the skin.....		325412-G311	0.2	0.0	0.0	0.0	0.0	0.0

See footnotes at end of table.

Table 12. Producer price index percentage changes for the net output of selected industries and their products, not seasonally adjusted — Continued
 [July 2024]

Title ¹	Industry code	Product code	Unadjusted 12-month percent change ²	Unadjusted 1-month percent change ²				
				July 2023 to July 2024 ^P	Feb. to Mar.	Mar. to Apr. ^P	Apr. to May ^P	May to June ^P
Pharmaceutical preparation manufacturing - Continued								
Anti-acne preparations.....		325412-G611	-33.7	0.0	0.0	0.0	-34.4	0.0
Vitamin, nutrient, and hematinic preparations, for human use.....		325412-L	2.9	0.0	0.3	-0.1	0.0	0.0
Multivitamins.....		325412-L111	0.3	0.0	1.1	0.0	0.0	0.0
Other vitamins and nutrients.....		325412-L112	2.4	0.0	0.1	0.3	0.0	0.0
Pharmaceuticals affecting parasitic and infective diseases, for human use.....		325412-Q	1.0	0.0	0.0	0.0	0.0	0.0
Broad and medium spectrum antibiotics.....		325412-Q111	0.0	0.0	0.0	0.0	0.0	0.0
Systemic antivirals.....		325412-Q112	3.3	0.0	0.0	0.0	0.0	0.0
Other parasitic and infective diseases.....		325412-Q113	1.6	0.0	0.0	0.0	0.0	0.0
Pharmaceuticals for veterinary use, incl medicinal premixes/pet care products.....		325412-W	-	0.0	-	-	-	-
Pharmaceuticals affecting neoplasms, the endocrine system, & metabolic diseases, for human use.....		325412-1	0.5	0.0	0.0	0.0	0.0	0.1
Cancer therapy products.....		325412-1111	3.3	0.0	0.0	0.0	0.0	1.3
Insulin/antidiabetes products.....		325412-1112	-8.9	0.0	0.0	0.0	0.0	0.0
Other neoplasms, endocrine system, and metabolic diseases.....		325412-1113	1.3	0.0	0.0	0.0	0.0	0.0
Hormones and oral contraceptives.....		325412-1114	0.1	0.0	0.0	0.0	0.0	0.1
Pharmaceuticals acting on the central nervous system and the sense organs, for human use.....		325412-4	3.6	0.0	0.0	0.0	0.0	0.0
Analgesics.....		325412-4111	1.6	0.0	0.0	0.0	0.0	0.1
Psychotherapeutics.....		325412-4112	1.1	0.0	0.0	0.0	0.0	0.0
Antidepressants.....		325412-41121	1.0	0.0	0.0	0.0	0.0	0.0
Other psychotherapeutics, including tranquilizers.....		325412-41123	1.3	0.0	0.0	0.0	0.0	0.1
Other central nervous system and sense organs.....		325412-4113	5.0	0.0	0.0	0.0	0.0	0.0
Anticonvulsants.....		325412-4114	4.1	0.0	0.0	0.0	0.0	0.0
Analgesics, over-the-counter.....		325412-4111OC	0.8	0.0	0.0	0.0	0.0	0.8
Analgesics, prescription.....		325412-4111RX	1.7	0.0	0.0	0.0	0.0	0.0
Pharmaceuticals acting on the cardiovascular system, for human use.....		325412-7	0.7	0.0	0.1	0.0	0.0	0.0
Other cardiovascular preparations.....		325412-7113	0.0	0.0	0.0	0.0	0.0	0.0
Secondary products and miscellaneous receipts.....		325412-SM						
Miscellaneous receipts.....		325412-M	0.0	0.0	0.0	0.0	0.0	0.0
Secondary products.....		325412-S	-	0.0	0.1	0.0	-	-
In-vitro diagnostic substance manufacturing.....	325413		-0.4	0.0	0.1	0.0	0.0	0.0
Primary products.....		325413-P	-0.5	0.0	0.1	0.0	0.0	0.0
In-vitro diagnostic substances.....		325413-0	-0.5	0.0	0.1	0.0	0.0	0.0
Secondary products and miscellaneous receipts.....		325413-SM						
Secondary products.....		325413-S	4.5	0.1	0.0	0.1	-0.1	0.0
Other biological product manufacturing.....	325414		-1.2	-0.1	0.5	-0.4	-1.8	-0.4
Primary products.....		325414-P	-1.3	0.2	0.3	-0.4	-1.8	-0.4
Biological products, excluding diagnostic, for veterinary, industrial, and all other misc. uses.....		325414-A	-3.6	0.5	0.7	-1.1	-5.2	-1.3
Biological products, excluding diagnostic, for human use.....		325414-T	-0.1	0.0	0.1	0.0	0.0	0.1
Secondary products and miscellaneous receipts.....		325414-SM1						
Paint, coating & adhesive mfg.....	3255		-0.3	0.1	0.0	0.1	0.0	0.1
Paint and coating mfg.....	32551		-0.7	-0.1	-0.2	0.1	0.1	0.0
Paint and coating manufacturing.....	325510		-0.7	-0.1	-0.2	0.1	0.1	0.0
Primary products.....		325510-P	-0.7	-0.1	-0.2	0.1	0.0	0.0
Miscellaneous allied paint products including paint and varnish removers, thinners, etc.....		325510-B	-3.7	0.0	-0.4	0.7	-0.2	-0.3
Architectural coatings.....		325510-1	0.0	0.0	0.0	0.0	0.0	0.0
Exterior architectural coatings.....		325510-11	1.1	0.0	0.0	0.0	0.0	0.0
Interior architectural coatings.....		325510-12	-0.6	0.0	0.0	0.0	0.0	0.0
Product finishes for original equipment manufacturers (OEM), excluding marine coatings.....		325510-4	-1.4	0.3	-0.3	0.4	0.4	0.0
Transportation finishes, except powdered and high-solids coatings.....		325510-41	3.7	0.8	1.6	0.0	2.9	0.7
All other product finishes for original equipment manufacturers (OEM), excluding marine coating.....		325510-42	-2.8	0.1	-0.8	0.5	-0.2	-0.3
Special purpose coatings incl. marine, industrial, construction and maintenance coatings, etc.....		325510-7	-1.0	-0.6	-0.7	0.0	-0.1	0.4
Automotive, other transportation and machinery refinish paints and enamels, including primers.....		325510-71	-0.4	-1.2	-3.2	-0.1	-1.4	-1.5
Special purpose coatings, including all marine coatings and traffic marking paints.....		325510-72	-1.1	-0.5	-0.5	0.0	0.0	0.5
Secondary products and miscellaneous receipts.....		325510-SM						
Secondary products.....		325510-S	-3.3	0.0	0.0	0.0	0.0	0.0
Adhesive mfg.....	32552		0.2	0.5	0.3	0.1	-0.2	0.1

See footnotes at end of table.

Table 12. Producer price index percentage changes for the net output of selected industries and their products, not seasonally adjusted — Continued
 [July 2024]

Title ¹	Industry code	Product code	Unadjusted 12-month percent change ²	Unadjusted 1-month percent change ²				
				July 2023 to July 2024 ^P	Feb. to Mar.	Mar. to Apr. ^P	Apr. to May ^P	May to June ^P
Adhesive manufacturing.....	325520		0.2	0.5	0.3	0.1	-0.2	0.1
Primary products.....		325520-P	0.2	0.5	0.3	0.1	-0.2	0.1
Nonstructural caulking compounds and sealants.....		325520-A	1.0	0.5	0.0	0.0	0.0	0.0
Structural sealants (load bearing).....		325520-B	0.8	0.8	0.0	0.0	0.0	0.0
Synthetic resin & rubber adhesives, incl all types of bonding & laminating adhesives.....		325520-4	-0.2	0.6	0.6	0.1	-0.4	0.2
Epoxy adhesives.....		325520-41	0.3	0.4	0.0	-0.4	0.0	0.0
Other synthetic resin and rubber adhesives.....		325520-46	0.8	1.1	1.3	0.4	-0.9	0.6
Secondary products and miscellaneous receipts.....		325520-SM						
Secondary products.....		325520-S	1.4	-0.2	0.0	0.0	0.0	0.1
Soap, cleaners, and toilet preparation mfg.....	3256		1.2	0.1	0.2	0.1	0.0	0.0
Soap & cleaning compound mfg.....	32561		1.4	0.1	0.4	0.1	0.0	0.0
Soap and other detergent manufacturing.....	325611		2.0	0.1	0.5	0.1	0.0	0.0
Primary products.....		325611-P	1.8	0.1	0.2	0.1	0.0	0.0
Soaps and detergents, commercial, industrial, and institutional.....		325611-1	4.8	0.2	0.8	0.1	0.0	0.0
Commercial, industrial, and institutional hard surface cleaners.....		325611-11	4.5	0.0	3.5	0.0	0.2	0.0
Commercial, industrial, and institutional laundry detergents.....		325611-12	4.4	3.9	0.3	0.0	0.1	0.0
Commercial, industrial, and institutional dishwashing detergents.....		325611-13	7.4	0.0	0.0	0.0	0.0	0.0
Commercial, industrial, and institutional metal cleaners.....		325611-14	3.8	3.7	0.0	0.0	0.0	0.0
Commercial, industrial, and institutional soaps, excluding specialty cleaners.....		325611-17	1.2	0.0	0.4	0.3	-0.1	0.0
Household detergents.....		325611-4	0.5	0.0	-0.2	0.2	0.0	0.0
Household alkaline detergents and cleaners.....		325611-45	-0.2	0.1	-1.1	0.0	0.1	0.1
Household dry and liquid laundry detergents.....		325611-46	0.2	0.0	0.0	0.2	0.0	0.0
Soaps, excluding specialty cleaners, household.....		325611-7	2.1	0.0	0.3	0.0	0.0	0.0
Secondary products and miscellaneous receipts.....		325611-SM						
Miscellaneous receipts.....		325611-M	3.7	0.0	3.7	0.0	0.0	0.0
Secondary products.....		325611-S	3.8	0.1	3.7	0.0	0.0	0.0
Polish and other sanitation good mfg.....	325612		0.7	0.1	0.1	0.0	0.0	0.0
Primary products.....		325612-P	0.8	0.1	0.1	0.0	0.0	0.0
Polishing preparations and related products.....		325612-7	-0.4	-0.1	0.0	0.0	0.0	0.2
Specialty cleaning and sanitation products.....		325612-8	1.8	0.2	0.2	0.0	0.0	0.0
Disinfectants, nonagricultural, industrial and institutional.....		325612-81	2.0	0.0	1.0	0.0	0.0	0.0
Air and room fresheners.....		325612-83	-0.1	0.0	0.0	0.0	0.0	0.0
Laundry fabric softeners and rinses, liquid and dry.....		325612-88	1.6	0.0	0.0	0.7	0.0	0.8
Other specialty cleaning and sanitation products.....		325612-89	2.5	0.4	0.0	0.0	0.0	0.0
Secondary products and miscellaneous receipts.....		325612-SM						
Miscellaneous receipts.....		325612-M	1.3	0.0	0.0	0.0	0.0	0.0
Surface active agent manufacturing.....	325613		0.0	0.0	0.0	0.0	0.0	0.0
Primary products.....		325613-P	0.3	0.0	0.0	0.0	0.0	0.0
Surfactants, finishing agents, and assistants.....		325613-0	0.3	0.0	0.0	0.0	0.0	0.0
Surfactants (bulk surface active agents).....		325613-02	0.4	0.0	0.0	0.0	0.0	0.0
Secondary products and miscellaneous receipts.....		325613-SM						
Toilet preparation mfg.....	32562		1.0	0.1	0.0	0.1	0.0	0.0
Toilet preparation manufacturing.....	325620		1.0	0.1	0.0	0.1	0.0	0.0
Primary products.....		325620-P	1.0	0.1	0.0	0.1	0.0	0.0
Denture cleaners, mouthwashes, gargles, and rinses.....		325620-A	3.0	0.0	0.0	0.0	0.0	0.0
Creams, lotions, and oils, excluding shaving, hair, and deodorant.....		325620-D	0.2	0.0	0.0	0.0	0.0	0.0
Other cosmetics and toilet preparations.....		325620-G	0.8	0.0	0.0	0.0	0.0	0.0
Shaving preparations.....		325620-1	-0.8	0.0	0.0	0.0	0.0	0.0
Perfumes, toilet waters, and colognes.....		325620-4	2.5	0.0	0.0	1.3	0.0	0.0
Hair preparations (including shampoos).....		325620-7	1.1	0.4	0.1	0.0	0.0	0.0
Hair preparations incl professional, consumer, and cream/gel shampoos.....		325620-71	0.1	0.0	0.1	0.0	0.0	0.0
Hair tonics and hair dressings incl professional and consumer use.....		325620-72	4.9	1.8	0.0	0.0	0.0	0.0
Secondary products and miscellaneous receipts.....		325620-SM						
Other chemical product & preparation mfg.....	3259		1.1	0.5	0.5	0.3	-1.2	0.4
Printing ink mfg.....	32591		-1.2	0.1	-0.9	-0.1	0.0	0.0
Printing ink manufacturing.....	325910		-1.2	0.1	-0.9	-0.1	0.0	0.0
Primary products.....		325910-P	-1.3	0.1	-0.9	-0.1	0.0	0.0
Flexographic printing inks.....		325910-A	-5.1	0.0	0.0	0.0	0.0	0.0
Nonimpact/digital inks.....		325910-E	-0.5	-1.4	-3.5	-0.5	0.2	0.3
All other printing inks.....		325910-H	1.4	-0.2	-0.1	0.3	0.0	-0.6
Lithographic and offset inks.....		325910-6	0.5	0.4	0.0	0.0	0.0	0.0

See footnotes at end of table.

Table 12. Producer price index percentage changes for the net output of selected industries and their products, not seasonally adjusted — Continued
 [July 2024]

Title ¹	Industry code	Product code	Unadjusted 12-month percent change ²	Unadjusted 1-month percent change ²				
				July 2023 to July 2024 ^P	Feb. to Mar.	Mar. to Apr. ^P	Apr. to May ^P	May to June ^P
Printing ink manufacturing - Continued								
News and nonheat web offset printing inks.....		325910-61	2.0	4.8	0.0	0.0	0.0	0.0
Publication and commercial web inks.....		325910-62	0.5	0.0	0.0	0.0	0.0	0.0
Sheet-fed general inks.....		325910-63	-0.7	0.0	0.0	0.0	0.0	0.0
Sheet-fed packaging inks.....		325910-64	0.9	0.3	0.0	0.0	0.0	0.0
Gravure printing inks.....		325910-7	0.1	0.0	0.0	0.0	0.0	0.0
Secondary products and miscellaneous receipts.....		325910-SM						
Miscellaneous receipts.....		325910-M	0.0	0.0	0.0	0.0	0.0	0.0
Explosives mfg.....	32592		4.2	0.2	-0.1	-0.2	0.0	0.2
Explosives manufacturing.....	325920		4.2	0.2	-0.1	-0.2	0.0	0.2
Primary products.....		325920-P	4.8	0.3	0.2	-0.2	0.0	0.1
Explosives and blasting accessories.....		325920-0	4.8	0.3	0.2	-0.2	0.0	0.1
Secondary products and miscellaneous receipts.....		325920-SM						
All other chemical product & preparation mfg.....	32599		1.1	0.5	0.7	0.4	-1.4	0.4
Custom compounding of purchased resins.....	325991		1.8	0.2	1.5	0.0	-0.5	-0.7
Primary products.....		325991-P	1.6	0.2	1.5	0.0	-0.5	-0.9
Custom compounding of purchased resins and color concentrates.....		325991-0	1.6	0.2	1.5	0.0	-0.5	-0.9
Secondary products and miscellaneous receipts.....		325991-SM						
Photographic Film, Paper, Plate, Chemical, and Copy Toner Manufacturing.....	325992		3.7	0.5	3.5	2.2	-7.7	4.3
Primary products.....		325992-P	3.4	0.4	3.9	2.3	-8.3	4.2
Photographic sensitized film, plates, paper, & cloth.....		325992-T	5.9	0.6	5.2	3.1	-11.3	5.9
Photographic sensitized film, plates, paper, & cloth, silver-halide-type (excl X-ray).....		325992-T1	5.8	-	-	3.8	-13.3	7.1
Photographic sensitized film, plates, paper & cloth, other than silver-halide-type (incl X-ray).....		325992-T3	6.0	3.9	1.5	-0.6	0.3	0.0
Prepared photographic chemicals.....		325992-5	-2.6	0.0	0.5	0.0	0.0	0.0
Secondary products and miscellaneous receipts.....		325992-SM						
Other miscellaneous chemical product manufacturing.....	325998		0.1	0.7	-0.4	0.1	0.0	-0.1
Primary products.....		325998-P	0.1	0.8	-0.5	0.0	0.0	-0.1
Water treating compounds.....		325998-A	2.0	1.9	0.2	1.0	0.0	-0.7
All other chemical preparations, including essential oils, matches, and gelatin.....		325998-J	-1.9	-0.2	-1.1	-0.5	0.0	0.1
Secondary products and miscellaneous receipts.....		325998-SM						
Miscellaneous receipts.....		325998-M	0.2	0.0	0.2	0.0	0.0	0.0
Secondary products.....		325998-S	-0.2	-0.3	-0.4	0.4	-0.1	0.0
Plastics and rubber products mfg.....	326		0.3	0.3	0.3	-0.1	0.0	0.0
Plastics product mfg.....	3261		0.4	0.3	0.4	-0.1	0.0	0.0
Unsupported plastics film, sheet, and bag mfg.....	32611		1.0	0.4	0.5	0.3	0.0	0.0
Plastics bag and pouch manufacturing.....	326111		0.6	0.2	0.3	0.0	0.1	-0.1
Primary products.....		326111-P	0.3	0.1	0.3	0.0	0.1	-0.1
Single-web film specialty bags, pouches, and liners.....		326111-1	0.5	0.1	0.3	0.1	0.1	-0.1
Polyethylene grocery and variety bags and pouches.....		326111-11	0.8	0.0	0.0	0.2	0.0	0.0
Polyethylene refuse bags.....		326111-12	-0.7	-0.2	1.2	1.3	0.0	-0.1
Other polyethylene bags, pouches, and liners.....		326111-15	1.0	0.4	0.3	-0.6	0.4	-0.1
Coextruded single-web film specialty bags, pouches, & liners.....		326111-16	1.1	0.0	0.0	0.0	0.0	0.0
Multiweb film/film combination specialty bags, pouches, and liners.....		326111-3	-6.7	0.5	0.4	-3.5	-1.8	-1.8
Secondary products and miscellaneous receipts.....		326111-SM						
Secondary products.....		326111-S	7.7	1.1	0.1	0.8	0.0	0.0
Plastics packaging film and sheet mfg.....	326112		2.8	0.6	0.5	0.2	0.1	-0.1
Primary products.....		326112-P	2.9	0.7	0.5	0.2	0.1	0.0
Single-web film, rolls, and sheets, including coextruded, for flexible packaging uses.....		326112-1	4.4	0.5	0.6	0.1	0.1	0.0
Single-web film, rolls, and sheets for flexible packaging uses.....		326112-11	4.1	0.6	0.6	0.2	0.0	0.0
Coextruded single-web film, for flexible packaging uses.....		326112-12	5.7	0.5	0.8	-0.3	0.3	-0.1
Film/film multiweb laminated rolls and sheets, excluding foil, for flexible packaging uses.....		326112-3	-4.0	1.2	-0.1	0.7	0.3	0.1
Secondary products and miscellaneous receipts.....		326112-SM						
Secondary products.....		326112-S	1.1	-0.2	0.0	1.4	0.1	-1.0
Nonpackaging plastics film and sheet mfg.....	326113		-0.3	0.3	0.7	0.5	-0.1	0.1
Primary products.....		326113-P	0.0	0.3	0.8	0.4	0.1	0.1
Unlaminated plastics film and sheet, excluding packaging.....		326113-0	0.0	0.3	0.8	0.4	0.1	0.1
Unlaminated polyethylene film and sheet.....		326113-01	-0.9	-0.1	-0.1	1.0	-0.2	0.2
Unlaminated vinyl and vinyl copolymer film and sheet.....		326113-03	-3.6	0.0	0.0	0.0	0.0	0.0

See footnotes at end of table.

Table 12. Producer price index percentage changes for the net output of selected industries and their products, not seasonally adjusted — Continued
 [July 2024]

Title ¹	Industry code	Product code	Unadjusted 12-month percent change ²	Unadjusted 1-month percent change ²				
				July 2023 to July 2024 ^P	Feb. to Mar.	Mar. to Apr. ^P	Apr. to May ^P	May to June ^P
Nonpackaging plastics film and sheet mfg. - Continued								
Miscellaneous unlaminated plastics film and sheet.....		326113-04	0.8	1.3	2.0	0.5	0.4	0.0
Secondary products and miscellaneous receipts.....		326113-SM						
Secondary products.....		326113-S	-7.2	0.3	-2.1	0.8	-3.9	0.1
Plastics pipe/fitting/unsupported shapes mfg.....	32612		-2.5	-0.3	1.2	-0.6	-0.4	0.2
Unlaminated plastics profile shape mfg.....	326121		0.1	-0.4	0.9	0.3	0.1	0.5
Primary products.....		326121-P	0.4	-0.4	1.2	0.3	0.0	0.6
Unlaminated plastics profile shapes.....		326121-0	0.4	-0.4	1.2	0.3	0.0	0.6
Secondary products and miscellaneous receipts.....		326121-SM						
Plastics pipe and pipe fitting manufacturing.....	326122		-3.7	-0.2	1.3	-1.0	-0.6	0.1
Primary products.....		326122-P	-3.8	-0.2	1.3	-1.0	-0.6	0.1
Plastics pipe.....		326122-1	-4.9	-0.5	1.3	-1.1	-0.7	0.3
Plastics drain, waste, and vent pipe.....		326122-11	-9.4	-1.2	1.0	-2.1	-1.4	0.2
Plastics water pipe.....		326122-13	-5.1	-0.3	2.0	-1.4	-1.2	0.8
Plastics sewer, stormdrain, and water main pipe.....		326122-18	-5.5	-0.3	1.1	-0.3	0.5	-1.5
Other plastics pipe.....		326122-1B	1.2	0.0	1.2	0.0	0.0	0.0
Plastics pipe fittings and unions.....		326122-3	1.8	0.9	1.2	-0.6	-0.1	-0.9
Secondary products and miscellaneous receipts.....		326122-SM						
Miscellaneous receipts.....		326122-M	1.2	-0.7	-0.8	1.8	-0.1	-4.1
Secondary products.....		326122-S1	2.5	-0.3	2.5	0.1	-0.2	0.5
Laminated plastics plate, sheet, and shape mfg.....	32613		2.2	0.3	0.4	0.0	0.0	0.0
Laminated plastics plate, sheet (except packaging), and shape manufacturing.....	326130		2.2	0.3	0.4	0.0	0.0	0.0
Primary products.....		326130-P	2.1	0.3	0.3	0.0	0.0	0.0
Laminated plastics plates, sheet (except packaging), and shapes.....		326130-0	2.1	0.3	0.3	0.0	0.0	0.0
Secondary products and miscellaneous receipts.....		326130-SM						
Secondary products.....		326130-S	-	0.2	0.0	0.0	0.0	-
Polystyrene foam product mfg.....	32614		0.4	1.8	0.0	-1.0	0.4	-0.2
Polystyrene foam product manufacturing.....	326140		0.4	1.9	0.0	-1.0	0.4	-0.2
Primary products.....		326140-P	-1.8	0.0	0.0	-1.3	0.6	-0.2
Packaging, polystyrene foam products.....		326140-2	-1.8	0.1	-0.4	-0.2	1.0	-0.7
Polystyrene foam food containers.....		326140-21	-1.3	0.2	-0.6	-0.7	1.5	-1.0
Polystyrene foam protective shipping pads, shaped cushioning, etc.....		326140-22	-2.7	0.0	0.0	0.6	0.1	0.0
Building and construction polystyrene foam products.....		326140-3	0.1	0.0	0.0	-0.9	0.8	0.0
Consumer and institutional polystyrene foam products.....		326140-5	-3.7	-0.1	0.4	-3.1	0.2	0.1
All other polystyrene foam products incl. transportation application uses.....		326140-9	0.8	0.0	0.0	0.0	0.0	0.0
Secondary products and miscellaneous receipts.....		326140-SM						
Foam product (ex polystyrene) mfg.....	32615		-0.9	0.0	0.0	0.0	0.0	0.0
Urethane and other foam product mfg.....	326150		-0.9	0.0	0.0	0.0	0.0	0.0
Primary products.....		326150-P	-0.9	0.0	0.0	0.0	0.0	0.0
Packaging polyurethane foam products.....		326150-2	0.0	0.0	0.0	0.0	0.0	0.0
Furniture and furnishings polyurethane foam products.....		326150-4	-2.7	0.0	0.0	0.0	0.0	0.0
Polyurethane foam formed and slab stock for pillows, seating, and cushioning.....		326150-41	-2.6	-0.1	0.0	0.0	0.0	0.0
Consumer and institutional polyurethane foam products.....		326150-5	-	0.0	0.0	0.0	0.0	0.0
All other miscellaneous polyurethane foam products.....		326150-6	1.7	0.8	0.1	0.9	0.0	0.0
Products made of foam other than polystyrene or polyurethane.....		326150-9	0.5	0.0	0.0	0.0	0.0	0.0
Secondary products and miscellaneous receipts.....		326150-SM						
Secondary products.....		326150-S	1.5	0.0	0.0	0.0	0.6	0.1
Plastics bottle mfg.....	32616		-0.5	0.2	0.1	0.0	0.1	-0.5
Plastics bottle manufacturing.....	326160		-0.5	0.2	0.1	0.0	0.1	-0.5
Primary products.....		326160-P	-0.6	0.1	0.0	0.0	0.1	-0.5
Plastics bottles.....		326160-0	-0.6	0.1	0.0	0.0	0.1	-0.5
Secondary products and miscellaneous receipts.....		326160-SM						
Other plastics product mfg.....	32619		1.1	0.3	0.3	0.0	0.1	0.0
Plastics plumbing fixture manufacturing.....	326191		1.5	0.0	0.0	1.0	0.0	0.0
Primary products.....		326191-P	1.4	0.0	0.0	1.0	0.0	0.0
Plastics plumbing fixtures.....		326191-0	1.4	0.0	0.0	1.0	0.0	0.0
Secondary products and miscellaneous receipts.....		326191-SM						
Miscellaneous receipts.....		326191-M	0.8	0.0	0.0	0.0	0.0	0.0
All other plastics product manufacturing.....	326199		1.1	0.3	0.4	-0.1	0.1	0.0
Primary products.....		326199-P	1.0	0.3	0.3	-0.1	0.1	0.0

See footnotes at end of table.

Table 12. Producer price index percentage changes for the net output of selected industries and their products, not seasonally adjusted — Continued
 [July 2024]

Title ¹	Industry code	Product code	Unadjusted 12-month percent change ²	Unadjusted 1-month percent change ²				
				July 2023 to July 2024 ^P	Feb. to Mar.	Mar. to Apr. ^P	Apr. to May ^P	May to June ^P
All other plastics product manufacturing - Continued								
All other reinforced and fiberglass plastics products.....		326199-A	1.4	-0.2	0.0	0.0	0.2	0.0
Consumer/institutional/commercial fabricated plastics products (excl. foam and wire coated).....		326199-C	0.8	0.0	0.1	-0.1	0.4	0.3
Transportation fabricated plastics products (excluding foam and reinforced plastics).....		326199-1	0.1	1.0	0.0	0.1	0.0	0.0
Electrical and electronic fabricated plastics (excluding foam and reinforced plastics).....		326199-2	1.2	0.0	0.0	-0.8	0.0	0.6
Industrial machinery plastics products, excluding foam (incl. gears, bearings, etc.).....		326199-3	0.3	0.0	0.0	0.0	0.0	0.0
Plastics packaging (excluding film, sheet, foam, and bottles).....		326199-4	0.2	0.5	1.2	-0.4	-0.2	-0.4
Building & construction fabricated plastics products (excl foam, plumbing fixtures, hardware).....		326199-8	2.9	0.1	0.1	0.1	0.0	0.1
Secondary products and miscellaneous receipts.....		326199-SM						
Miscellaneous receipts.....		326199-M	-0.1	0.0	0.0	0.0	0.0	0.0
Secondary products.....		326199-S	3.2	0.0	1.7	0.1	0.0	0.0
Rubber product mfg.....	3262		-0.1	-0.1	0.1	-0.2	-0.1	-0.1
Tire mfg.....	32621		-0.9	-0.1	0.0	-0.5	-0.3	0.2
Tire manufacturing, except retreading.....	326211		-0.9	-0.1	0.0	-0.5	-0.3	0.2
Primary products.....		326211-P	-0.9	-0.1	0.0	-0.5	-0.3	0.2
Tread rubber, tire sundries, and repair materials.....		326211-H	-2.1	0.0	0.0	-0.3	0.0	0.0
Pneumatic tires (including passenger, truck, bus, tractor, industrial, and other tires).....		326211-0	-0.9	-0.1	0.0	-0.6	-0.3	0.2
Passenger car pneumatic tires (casings).....		326211-01	-0.5	-0.1	0.1	-0.3	-0.4	0.2
Truck and bus (including off-the-highway) pneumatic tires.....		326211-03	-2.1	-0.1	-0.2	-1.5	-0.4	0.2
Secondary products and miscellaneous receipts.....		326211-SM						
Rubber and plastics hose and belting.....	32622		0.7	0.4	0.1	0.0	0.0	0.0
Rubber and plastics hose and belting mfg.....	326220		0.7	0.4	0.1	0.0	0.0	0.0
Primary products.....		326220-P	0.7	0.4	0.1	0.0	0.0	0.0
Rubber and plastics belt and belting mfg.....		326220-D	0.8	0.0	0.0	0.0	0.0	0.0
Rubber and plastics transmission belts and belting (excluding flat).....		326220-D2	0.7	0.0	0.0	0.0	0.0	0.0
Rubber and plastic hose mfg.....		326220-H	0.6	1.0	0.2	0.0	0.0	0.0
Rubber and plastics hose for on- and off-highway motor vehicles.....		326220-H3	2.2	2.8	0.0	0.0	0.0	0.0
Industrial rubber and plastics hose without fittings.....		326220-H4	0.0	0.0	0.0	0.0	0.0	0.0
Rubber and plastics water hose (incl. fire, irrigation, etc.).....		326220-H5	0.0	0.0	1.4	0.0	0.0	0.0
Secondary products and miscellaneous receipts.....		326220-SM						
Other rubber product mfg.....	32629		0.7	-0.2	0.2	0.3	0.2	-0.4
Rubber product mfg. for mechanical use.....	326291		1.2	0.1	0.0	0.2	0.0	0.0
Primary products.....		326291-P	1.1	0.0	0.0	0.2	0.0	0.0
Other extruded rubber mechanical goods (excl. auto)(excl. tubing).....		326291-C	7.3	0.0	0.0	7.3	0.0	0.0
Molded rubber mechanical goods, automotive.....		326291-1	0.1	0.0	0.0	0.0	0.0	0.0
Molded rubber mechanical goods, transportation (excluding automotive)/off-highway machinery.....		326291-2	-1.0	0.0	0.0	0.0	-0.3	0.0
Other molded rubber mechanical goods (excluding tubing).....		326291-9	4.1	0.0	0.0	0.0	0.2	0.0
Secondary products and miscellaneous receipts.....		326291-SM						
Secondary products.....		326291-S	2.5	1.5	0.0	0.2	0.0	0.2
All other rubber product manufacturing.....	326299		0.4	-0.4	0.3	0.3	0.4	-0.7
Primary products.....		326299-P	0.4	-0.5	0.4	0.3	0.4	-0.8
All other miscellaneous rubber goods.....		326299-B	1.5	0.0	0.0	0.0	0.0	0.0
Rubber compounds or mixtures for sale or interplant transfer.....		326299-6	0.9	0.0	0.6	0.0	1.3	0.3
All other industrial rubber products.....		326299-7	-0.3	-1.4	0.7	1.0	0.1	-3.0
Secondary products and miscellaneous receipts.....		326299-SM						
Secondary products.....		326299-S	-	0.1	0.1	0.0	-	-
Nonmetallic mineral product manufacturing.....	327		4.0	0.6	-0.3	0.3	-0.1	0.2
Clay product and refractory manufacturing.....	3271		1.5	0.0	0.0	0.1	0.3	0.0
Pottery, ceramics, and plumbing fixture mfg.....	32711		0.8	0.2	0.2	0.0	0.1	0.1
Pottery, ceramics, and plumbing fixture mfg.....	327110		0.8	0.2	0.2	0.0	0.1	0.1
Primary products.....		327110-P	0.5	0.2	0.2	0.0	0.1	0.1
Vitreous china, porcelain, and earthenware (semivitreous) table and kitchenware.....		327110-5	0.5	0.0	0.0	0.0	0.0	0.5
All other pottery products (including china decorated for the trade).....		327110-6	0.0	0.0	0.0	0.0	0.0	0.0
Porcelain, steatite, and other ceramic electrical products.....		327110-7	0.9	0.5	0.4	0.0	0.2	0.1
Secondary products and miscellaneous receipts.....		327110-SM						
Clay building material and refractories mfg.....	32712		1.7	-0.1	-0.1	0.1	0.3	-0.1

See footnotes at end of table.

Table 12. Producer price index percentage changes for the net output of selected industries and their products, not seasonally adjusted — Continued
 [July 2024]

Title ¹	Industry code	Product code	Unadjusted 12-month percent change ²	Unadjusted 1-month percent change ²				
				July 2023 to July 2024 ^P	Feb. to Mar.	Mar. to Apr. ^P	Apr. to May ^P	May to June ^P
Clay building material and refractories mfg.....	327120		1.7	-0.1	-0.1	0.1	0.3	-0.1
Primary products.....		327120-P	1.5	-0.1	-0.1	0.1	0.3	-0.1
Brick and structural clay tile.....		327120-1	4.8	0.3	0.4	0.3	0.3	0.1
Building or common brick.....		327120-11	4.8	0.3	0.4	0.3	0.3	0.1
Glazed brick and other brick (paving, floor, and sewer).....		327120-12	6.4	0.0	0.0	0.0	0.0	0.0
Clay floor and wall tile, glazed and unglazed (including quarry tile and ceramic mosaic tile).....		327120-2	-3.5	-1.3	-1.9	0.4	-0.4	-0.3
Nonclay refractories (excluding dead-burned magnesia).....		327120-6	1.4	0.0	0.2	-0.2	0.4	-0.4
Clay refractories.....		327120-7	2.0	0.0	0.5	0.0	0.7	0.0
All other structural clay products, excluding clay refractories.....		327120-9	5.6	5.0	0.0	0.0	0.0	0.0
Secondary products and miscellaneous receipts.....		327120-SM						
Miscellaneous receipts.....		327120-M	7.9	0.6	1.6	0.0	0.0	1.6
Glass and glass product manufacturing.....	3272		2.2	0.1	-0.5	0.4	-0.4	1.1
Glass and glass product manufacturing.....	32721		2.2	0.1	-0.5	0.4	-0.4	1.1
Flat glass manufacturing.....	327211		1.6	-0.3	-0.3	0.5	-0.6	1.2
Primary products.....		327211-P	1.6	-0.3	-0.3	0.5	-0.6	1.2
Flat glass (float, sheet, and plate process), made by flat glass producers.....		327211-1	0.6	-0.5	-0.5	0.8	-0.9	0.7
Other glass products, made by flat glass producers.....		327211-4	3.5	0.0	0.0	0.0	0.0	2.1
Secondary products and miscellaneous receipts.....		327211-SM						
Other pressed and blown glass and glassware.....	327212		0.3	-0.2	0.0	0.3	-0.3	0.3
Primary products.....		327212-P	0.3	-0.2	0.0	0.3	-0.3	0.3
Glass fiber and machine-made pressed and blown glass and glassware, made by glass producers.....		327212-B	0.3	-0.2	0.1	0.3	-0.3	0.3
Handmade pressed and blown glass and glassware, made by glass producers.....		327212-9	0.3	0.0	0.0	0.0	0.0	0.0
Secondary and miscellaneous receipts.....		327212-SM						
Glass container manufacturing.....	327213		5.0	0.0	-0.7	0.2	0.1	3.9
Primary products.....		327213-P	5.0	0.0	-0.7	0.2	0.1	3.9
Glass containers (including value of packaging).....		327213-0	5.0	0.0	-0.7	0.2	0.1	3.9
Secondary products and miscellaneous receipts.....		327213-SM1						
Glass product mfg. made of purchased glass.....	327215		1.8	0.4	-0.6	0.5	-0.6	0.2
Primary products.....		327215-P	1.8	0.4	-0.6	0.5	-0.6	0.2
Pressed and blown glassware, made from purchased glass.....		327215-E	2.0	0.5	-0.5	0.1	-0.6	-0.1
Other glass products, made from purchased glass.....		327215-F	1.0	0.2	0.0	0.1	-0.6	0.0
Mirrors (decorated and undecorated), made from purchased glass.....		327215-9	4.4	1.3	-2.6	2.1	-0.6	0.8
Secondary products and miscellaneous receipts.....		327215-SM						
Secondary products.....		327215-S	3.3	0.0	0.0	0.0	0.0	0.0
Cement and concrete product manufacturing.....	3273		4.8	0.9	-0.3	0.0	-0.2	0.0
Cement manufacturing.....	32731		6.3	0.7	0.4	0.4	-0.2	0.5
Cement manufacturing.....	327310		6.3	0.7	0.4	0.4	-0.2	0.5
Primary products.....		327310-P	6.3	0.7	0.4	0.4	-0.2	0.5
Cement, hydraulic (including cost of shipping containers).....		327310-0	6.3	0.7	0.4	0.4	-0.2	0.5
Secondary products and miscellaneous receipts.....		327310-SM						
Ready-mix concrete manufacturing.....	32732		5.0	1.5	-0.6	0.2	-0.5	-0.1
Ready-mix concrete manufacturing.....	327320		5.0	1.5	-0.6	0.2	-0.5	-0.1
Primary products.....		327320-P	5.0	1.5	-0.7	0.2	-0.6	-0.1
Northeast region ready-mix concrete.....		327320-A	1.6	1.0	0.0	0.0	-3.9	0.0
Midwest region ready-mix concrete.....		327320-B	8.8	3.4	0.8	0.1	-1.4	0.0
South region ready-mix concrete.....		327320-C	5.7	1.7	-2.1	-0.3	0.8	-0.6
West region ready-mix concrete.....		327320-D	2.1	-0.3	0.1	1.2	-0.7	0.5
Secondary products and miscellaneous receipts.....		327320-SM						
Miscellaneous receipts.....		327320-M	1.7	0.0	0.0	0.0	0.2	0.0
Secondary products.....		327320-S	3.6	0.0	0.0	0.1	0.2	0.0
Concrete pipe, brick, and block manufacturing.....	32733		6.2	0.4	0.2	0.1	0.6	0.0
Concrete block and brick manufacturing.....	327331		6.9	0.5	0.4	0.0	0.8	0.0
Primary products.....		327331-P	7.0	0.5	0.5	0.0	0.8	0.0
Concrete block and brick.....		327331-0	7.0	0.5	0.5	0.0	0.8	0.0
Structural concrete block, lightweight units (weighing less than 105 lb/cubic ft.) (dry weight).....		327331-01	5.5	0.0	0.4	0.0	0.4	0.0
Structural concrete block, mediumweight units (weighing 105 - 124 lb/cubic ft.) (dry weight).....		327331-02	7.6	0.0	0.1	0.1	0.4	0.0
Structural concrete block, normalweight units (weighing 125 lb or more/cubic ft.) (dry weight).....		327331-03	13.4	0.0	0.1	0.0	4.2	0.0

See footnotes at end of table.

Table 12. Producer price index percentage changes for the net output of selected industries and their products, not seasonally adjusted — Continued
[July 2024]

Title ¹	Industry code	Product code	Unadjusted 12-month percent change ²	Unadjusted 1-month percent change ²				
				July 2023 to July 2024 ^P	Feb. to Mar.	Mar. to Apr. ^P	Apr. to May ^P	May to June ^P
Concrete block and brick manufacturing - Continued								
Decorative concrete block (including screen, split, slump, shadowal block, etc.).....		327331-04	7.8	0.6	0.3	0.0	1.1	0.2
Concrete pavers (including grid, interlocking, etc.).....		327331-05	5.0	1.1	0.3	0.0	0.0	0.0
Concrete brick.....		327331-06	6.5	0.0	1.7	0.0	0.0	0.0
Secondary products and miscellaneous receipts.....		327331-SM						
Miscellaneous receipts.....		327331-M	3.1	2.0	0.0	0.0	0.0	0.0
Secondary products.....		327331-S	2.9	0.3	0.0	0.1	0.1	-0.2
Concrete pipe manufacturing.....	327332		4.3	0.0	-0.6	0.2	0.2	0.0
Primary products.....		327332-P	4.8	0.0	-0.6	0.2	0.2	0.0
Concrete pipe.....		327332-0	4.8	0.0	-0.6	0.2	0.2	0.0
Concrete storm sewer pipe.....		327332-02	8.6	0.0	-0.7	0.2	0.2	0.0
Concrete pipe, except concrete culvert and storm sewer pipe.....		327332-03	0.2	0.0	0.0	0.0	0.0	0.0
Secondary products and miscellaneous receipts.....		327332-SM1						
Other concrete product manufacturing.....	32739		3.2	0.0	-0.1	-0.4	0.2	0.0
Other concrete product manufacturing.....	327390		3.2	0.0	-0.1	-0.4	0.2	0.0
Primary products.....		327390-P	2.6	0.0	-0.1	-0.4	0.1	0.0
Precast concrete products.....		327390-1	2.5	0.0	-0.1	-0.3	0.2	-0.1
Precast concrete slabs and tile, roof and floor units.....		327390-11	3.4	0.0	0.0	0.0	0.0	3.7
Precast concrete architectural wall panels.....		327390-12	0.6	0.0	0.0	-3.0	0.0	0.0
Burial vaults and boxes, precast concrete.....		327390-13	4.2	0.7	0.0	0.0	0.0	0.0
Precast concrete products (excl burial vaults and boxes, slabs and tile, and arch. wall panels).....		327390-14	2.7	-0.1	-0.1	0.2	0.3	-0.4
Prestressed concrete products.....		327390-4	2.9	-0.1	-0.2	-1.3	-0.1	0.5
Prestressed concrete products (excl bridge beams and solid and hollow cored slabs and panels).....		327390-43	8.6	0.0	0.0	-1.2	0.0	0.0
Prestressed concrete bridge beams.....		327390-46	-0.2	-0.3	-0.4	-0.2	0.0	1.4
Prestressed concrete solid and hollow cored slabs and panels.....		327390-47	-6.4	0.0	0.0	-4.3	-0.8	0.0
Secondary products and miscellaneous receipts.....		327390-SM						
Secondary products.....		327390-S	20.5	0.0	0.0	0.0	1.0	0.0
Lime and gypsum product manufacturing.....	3274		7.1	1.4	-0.4	1.2	0.0	0.2
Lime manufacturing.....	32741		13.8	1.1	0.1	0.0	0.0	0.4
Lime manufacturing.....	327410		13.8	1.1	0.1	0.0	0.0	0.4
Primary products.....		327410-P	13.8	1.1	0.2	-0.1	0.0	0.4
Lime.....		327410-0	13.8	1.1	0.2	-0.1	0.0	0.4
Secondary products and miscellaneous receipts.....		327410-SM1						
Gypsum product manufacturing.....	32742		4.0	1.6	-0.7	1.8	0.0	0.1
Gypsum product manufacturing.....	327420		4.0	1.6	-0.7	1.8	0.0	0.1
Primary products.....		327420-P	4.0	1.6	-0.7	1.8	0.0	0.1
Gypsum building materials.....		327420-1	4.3	1.9	-0.8	1.6	0.0	0.1
Other gypsum products.....		327420-5	2.7	0.0	0.0	2.7	0.0	0.0
Secondary products and miscellaneous receipts.....		327420-SM						
Other nonmetallic mineral products.....	3279		3.5	0.1	0.1	0.5	0.4	-0.1
Abrasive product manufacturing.....	32791		2.9	0.7	-0.7	0.0	0.0	-0.3
Abrasive product manufacturing.....	327910		3.0	0.7	-0.7	0.0	0.0	-0.3
Primary products.....		327910-P	2.9	0.7	-0.7	0.0	0.0	-0.3
Nonmetallic sized grains, powders, and flour abrasives (incl. graded only).....		327910-1	4.6	0.0	0.0	0.0	0.0	0.0
Nonmetallic abrasive products (including diamond abrasives).....		327910-4	6.8	0.4	0.1	-0.1	0.1	0.0
Nonmetallic coated abrasive products and buffing wheels, polishing wheels, and laps.....		327910-7	3.1	1.7	0.0	0.0	0.0	0.0
Secondary products and miscellaneous receipts.....		327910-SM						
Miscellaneous receipts.....		327910-M	2.5	0.3	0.0	0.0	0.0	0.0
All other nonmetallic mineral product mfg.....	32799		3.7	0.0	0.3	0.6	0.5	-0.1
Cut stone and stone product manufacturing.....	327991		2.0	0.0	0.0	0.0	0.0	0.0
Primary products.....		327991-P	2.1	0.0	0.0	0.0	0.0	0.0
Dressed dimension granite (including gneiss, syenite, diorite, and cut granite).....		327991-1	2.7	0.0	0.0	0.0	0.0	0.0
Dressed dimension limestone (including dolomite, travertine, calcareous, tufa, & cut limestone).....		327991-4	-	0.0	0.0	0.0	0.0	0.0
Dressed dimension marble and other stone.....		327991-7	0.5	0.0	0.0	0.0	0.0	0.0
Secondary products and miscellaneous receipts.....		327991-SM						
Secondary products.....		327991-S	-2.3	0.0	0.0	0.0	0.0	0.0
Ground or treated mineral and earths manufacturing.....	327992		1.9	-0.3	1.6	0.4	-0.5	-0.5

See footnotes at end of table.

Table 12. Producer price index percentage changes for the net output of selected industries and their products, not seasonally adjusted — Continued
 [July 2024]

Title ¹	Industry code	Product code	Unadjusted 12-month percent change ²	Unadjusted 1-month percent change ²				
				July 2023 to July 2024 ^P	Feb. to Mar.	Mar. to Apr. ^P	Apr. to May ^P	May to June ^P
Ground or treated mineral and earths manufacturing - Continued								
Primary products.....		327992-P	1.9	-0.3	1.7	0.4	-0.5	-0.5
Ground or treated minerals and earths.....		327992-0	1.9	-0.3	1.7	0.4	-0.5	-0.5
Treated lightweight aggregate and crushed slag, minerals and earths.....		327992-04	3.4	-0.5	2.6	0.6	-0.5	0.6
Other minerals or earths, treated.....		327992-06	-0.1	-0.3	0.9	0.0	-0.7	-1.7
Secondary products and miscellaneous receipts.....		327992-SM						
Mineral wool manufacturing.....	327993		5.6	0.3	0.0	0.6	1.6	0.1
Primary products.....		327993-P	5.7	0.3	0.0	0.6	1.6	0.1
Mineral wool for thermal and acoustical envelope insulation.....		327993-1	5.4	1.0	-0.3	0.7	2.9	-0.2
Mineral wool for industrial, equipment, and appliance insulation.....		327993-4	6.0	-0.7	0.5	0.3	-0.3	0.4
Secondary products and miscellaneous receipts.....		327993-SM						
Miscellaneous nonmetallic mineral products manufacturing.....	327999		4.1	-0.2	0.0	1.7	0.0	0.0
Primary products.....		327999-P	4.1	-0.2	0.0	1.6	0.0	0.0
All other nonmetallic mineral products.....		327999-0	4.1	-0.2	0.0	1.6	0.0	0.0
Other nonmetallic mineral products.....		327999-09	2.3	-0.5	0.0	2.4	0.0	0.0
Secondary products and miscellaneous receipts.....		327999-SM						
Primary metal mfg.....	331		-5.7	-4.2	-0.6	1.8	-0.5	-1.7
Iron & steel mills & ferroalloy mfg.....	3311		-15.3	-8.7	-2.7	1.0	-1.4	-3.3
Iron & steel mills & ferroalloy mfg.....	33111		-15.3	-8.7	-2.7	1.0	-1.4	-3.3
Iron and steel mills and ferroalloy mfg.....	331110		-15.3	-8.7	-2.7	1.0	-1.4	-3.3
Primary products.....		331110-P	-16.4	-9.3	-3.0	1.1	-1.7	-3.6
Steel ingots and semifinished products.....		331110-3	-14.9	-2.5	-1.2	-1.6	-1.2	-2.6
Ferroalloys and related products.....		331110-6	-17.3	-2.6	-0.1	-0.1	0.0	0.0
Hot rolled steel bars, plates, and structural shapes.....		331110-7	-8.0	0.3	-1.4	-1.6	-1.2	-1.5
Hot rolled steel bars, plates, and structural shapes, carbon.....		331110-71	-8.1	0.4	-1.4	-1.7	-1.4	-1.6
Hot rolled steel bars, plates, and structural shapes, alloy.....		331110-76	-	-0.6	-	-	-	-
Secondary products and miscellaneous receipts.....		331110-SM						
Steel product mfg from purchased steel.....	3312		-9.3	-3.4	-1.7	-0.8	-1.8	-1.4
Iron & steel pipe and tube mfg from purchased steel.....	33121		-6.7	-2.8	-1.9	-0.1	-1.9	-0.2
Iron and steel pipe and tube manufacturing from purchased steel.....	331210		-6.7	-2.8	-1.9	-0.1	-1.9	-0.2
Primary products.....		331210-P	-6.8	-2.7	-1.9	0.0	-1.8	-0.1
Iron and steel pipes and tubes, from purchased iron and steel.....		331210-0	-6.8	-2.7	-1.9	0.0	-1.8	-0.1
Pipe and tube, carbon.....		331210-02	-7.8	-3.3	-3.0	0.1	-1.9	-0.2
Pipe and tube, stainless.....		331210-04	-7.2	-0.2	1.0	-0.7	-3.1	1.4
Secondary products and miscellaneous receipts.....		331210-SM1						
Rolling & drawing of purchased steel.....	33122		-11.9	-3.9	-1.4	-1.6	-1.7	-2.7
Rolled steel shape mfg.....	331221		-15.9	-6.8	-2.3	-3.0	-3.1	-4.4
Primary products.....		331221-P	-17.0	-7.2	-2.3	-3.2	-3.3	-4.9
Cold rolled steel sheet and strip, made from purchased steel.....		331221-1	-21.8	-10.5	-2.4	-4.4	-3.5	-7.4
Cold finished steel bars and bar shapes, made from purchased steel.....		331221-3	-7.8	-0.4	-2.2	-0.9	-2.9	-0.4
Secondary products and miscellaneous receipts.....		331221-SM						
Steel wire drawing.....	331222		-7.9	-0.8	-0.5	-0.2	-0.2	-1.0
Primary products.....		331222-P	-8.4	-0.8	-0.6	-0.5	-0.2	-1.1
Steel wire, including galvanized and other coated wire.....		331222-5	-7.9	-1.2	-0.5	-0.5	-0.3	-1.1
Carbon steel wire.....		331222-5A	-7.5	-0.3	-0.1	-0.7	-0.3	-1.2
Secondary products and miscellaneous receipts.....		331222-SM						
Miscellaneous receipts.....		331222-M	-14.9	0.0	0.0	0.7	0.0	0.0
Alumina & aluminum production & processing.....	3313		4.5	-0.4	0.9	4.1	2.3	0.4
Alumina & aluminum production & processing.....	33131		4.5	-0.4	0.9	4.1	2.3	0.4
Secondary smelting and alloying of aluminum.....	331314		-1.0	0.3	0.6	3.9	1.8	-0.4
Primary products.....		331314-P	-0.9	0.3	0.6	4.0	1.9	-0.4
Aluminum ingot, including billet, made by secondary smelters.....		331314-2	-1.2	0.4	0.7	4.5	2.1	-0.4
Aluminum and aluminum-base alloys powders, paste, and flakes.....		331314-5	2.4	0.0	0.0	0.2	0.1	0.0
Secondary products and miscellaneous receipts.....		331314-SM						
Aluminum sheet, plate, and foil mfg.....	331315		7.2	-0.6	0.8	5.9	1.6	1.4
Primary products.....		331315-P	7.5	-0.6	0.8	6.1	1.6	1.4
Aluminum sheet, plate, and foil.....		331315-0	7.5	-0.6	0.8	6.1	1.6	1.4
Secondary products and miscellaneous receipts.....		331315-SM2						
Other aluminum rolling, drawing, and extruding.....	331318		2.0	-0.4	0.3	2.5	3.6	-0.3

See footnotes at end of table.

Table 12. Producer price index percentage changes for the net output of selected industries and their products, not seasonally adjusted — Continued
 [July 2024]

Title ¹	Industry code	Product code	Unadjusted 12-month percent change ²	Unadjusted 1-month percent change ²				
				July 2023 to July 2024 ^P	Feb. to Mar.	Mar. to Apr. ^P	Apr. to May ^P	May to June ^P
Other aluminum rolling, drawing, and extruding - Continued								
Primary products.....		331318-P	1.9	-0.3	0.3	2.5	3.3	-0.3
Other extruded aluminum shapes, including rod, bar, and wire.....		331318-0	1.9	-0.3	0.3	2.5	3.3	-0.3
Secondary products and miscellaneous receipts.....		331318-SM						
Nonferrous (exc alum) production & processing.....	3314		10.5	1.6	4.0	4.6	0.2	-0.7
Nonferrous metal (except aluminum) smelting and refining.....	33141		5.9	1.2	2.7	4.3	0.3	-0.2
Nonferrous metal (except aluminum) smelting and refining.....	331410		5.9	1.2	2.7	4.3	0.3	-0.2
Primary products.....		331410-P	5.7	1.2	2.6	4.1	0.5	-0.2
Secondary products and miscellaneous receipts.....		331410-SM1						
Copper rolling/drawing/extruding & alloying.....	33142		13.3	1.4	5.2	6.8	0.7	-2.2
Copper rolling, drawing, extruding, and alloying.....	331420		13.3	1.4	5.2	6.8	0.7	-2.2
Primary products.....		331420-P	13.8	1.5	5.5	7.0	0.7	-2.3
Copper wire and cable.....		331420-A	15.4	1.1	7.0	9.4	-0.7	-3.2
Copper and copper alloy mill shapes, except wire and cable.....		331420-B	12.0	1.8	4.4	4.5	2.1	-1.7
Secondary products and miscellaneous receipts.....		331420-SM						
Other nonferrous roll/draw/extruding/alloying.....	33149		9.0	2.1	2.9	1.6	-0.7	1.0
Nonferrous metal (except copper and aluminum) rolling, drawing, and extruding.....	331491		4.3	-0.1	1.9	0.5	0.1	0.5
Primary products.....		331491-P	4.3	-0.1	1.9	0.5	0.1	0.5
All other nonferrous metal mill shapes.....		331491-D	15.0	-0.2	2.3	0.2	1.2	0.3
Nickel and nickel-base alloy mill shapes.....		331491-2	-3.7	-0.2	0.3	0.0	-1.0	1.9
Titanium and titanium-base alloy mill shapes.....		331491-3	3.2	0.0	0.3	1.0	0.0	0.0
Secondary products and miscellaneous receipts.....		331491-SM						
Secondary products.....		331491-S	-3.3	-0.6	-0.1	0.0	0.0	0.1
Secondary smelting, refining, and alloying of nonferrous metal (except copper and aluminum).....	331492		13.0	4.0	3.6	2.5	-1.3	1.4
Primary products.....		331492-P	12.9	4.2	3.8	2.6	-1.3	1.5
All other miscellaneous secondary nonferrous metals, including secondary lead and zinc.....		331492-B	7.3	1.5	0.9	6.6	-3.3	3.0
Nonferrous metal powders, paste, and flakes (excluding aluminum and copper).....		331492-1	-	1.7	2.6	1.7	-0.1	0.0
Secondary products and miscellaneous receipts.....		331492-SM						
Foundries.....	3315		2.5	0.2	0.0	0.4	0.1	0.0
Ferrous metal foundries.....	33151		1.3	-0.1	-0.3	-0.1	-0.1	0.1
Iron foundries.....	331511		1.7	-0.1	-0.2	-0.1	-0.1	-0.6
Primary products.....		331511-P	1.9	-0.2	-0.2	-0.1	-0.1	-0.6
Cast iron pressure and soil pipe and fittings, all sizes.....		331511-B	-	0.0	0.0	0.0	0.0	0.0
Standard and pearlitic malleable iron castings.....		331511-T	-	0.0	-0.5	-0.5	0.0	-4.2
Other ductile iron castings.....		331511-3	-1.2	-0.5	-0.4	-0.1	-0.4	-0.6
Other gray iron castings (including molds and stools for heavy steel ingots).....		331511-9	1.0	0.0	0.1	0.0	0.0	-0.1
Secondary products and miscellaneous receipts.....		331511-SM						
Steel investment foundries.....	331512		-0.6	0.0	-1.1	-0.2	0.0	1.9
Primary products.....		331512-P	-0.6	0.0	-1.1	-0.2	0.0	1.9
Steel investment castings.....		331512-0	-0.6	0.0	-1.1	-0.2	0.0	1.9
Secondary products and miscellaneous receipts.....		331512-SM						
Secondary products.....		331512-S	-	0.0	0.0	0.0	-	-
Steel foundries, except investment.....	331513		2.6	0.0	0.0	0.1	0.0	0.0
Primary products.....		331513-P	2.7	0.0	0.0	0.1	0.0	0.0
Carbon steel castings, except investment.....		331513-1	3.4	0.0	0.0	0.3	0.0	0.0
Alloy steel castings, excluding investment.....		331513-4	2.4	0.0	0.0	0.0	0.0	0.0
High alloy steel castings, except investment.....		331513-41	1.0	0.0	0.0	0.1	0.0	0.0
Other alloy steel castings, except investment.....		331513-43	5.0	0.0	0.0	0.0	0.0	0.0
Secondary products and miscellaneous receipts.....		331513-SM						
Nonferrous metal foundries.....	33152		4.1	0.6	0.4	1.0	0.5	-0.2
Nonferrous metal die-casting foundries.....	331523		0.1	0.0	0.1	0.7	0.6	-0.3
Primary products.....		331523-P	0.1	0.0	0.1	0.8	0.6	-0.3
Aluminum die-castings.....		331523-1	0.7	0.0	0.1	0.6	0.5	0.5
Nonferrous (except aluminum) die-castings.....		331523-3	-1.9	-0.2	0.0	1.2	1.0	-3.2
Secondary products and miscellaneous receipts.....		331523-SM						
Secondary products.....		331523-S	-	0.0	-	-	-	-
Aluminum foundries, except die-casting.....	331524		5.5	0.4	0.0	0.4	0.3	0.1
Primary products.....		331524-P	6.2	0.5	0.1	0.5	0.4	0.0

See footnotes at end of table.

Table 12. Producer price index percentage changes for the net output of selected industries and their products, not seasonally adjusted — Continued
 [July 2024]

Title ¹	Industry code	Product code	Unadjusted 12-month percent change ²	Unadjusted 1-month percent change ²				
				July 2023 to July 2024 ^P	Feb. to Mar.	Mar. to Apr. ^P	Apr. to May ^P	May to June ^P
Aluminum foundries, except die-casting - Continued								
Aluminum castings, excluding die-castings.....		331524-0	6.2	0.5	0.1	0.5	0.4	0.0
Secondary products and miscellaneous receipts.....		331524-SM						
Secondary products.....		331524-S1	2.2	0.0	0.0	0.0	0.0	0.3
Other nonferrous metal foundries, except die-casting.....	331529		12.4	2.2	1.6	2.5	0.2	-0.1
Primary products.....		331529-P	13.1	2.3	1.7	2.6	0.3	-0.1
Copper foundries (excluding die-casting).....		331529-5	13.8	4.5	3.3	4.9	0.5	-0.2
Secondary products and miscellaneous receipts.....		331529-SM						
Fabricated metal product mfg.....	332		1.7	0.2	0.1	0.3	0.1	0.0
Forging & stamping.....	3321		-1.9	-0.5	-0.1	-1.1	0.0	-1.3
Forging & stamping.....	33211		-1.9	-0.5	-0.1	-1.1	0.0	-1.3
Iron and steel forging.....	332111		-0.3	1.5	0.0	-3.2	3.1	-3.5
Primary products.....		332111-P	-0.8	1.6	0.0	-3.3	3.2	-3.6
Hot impression die impact, press and upset steel forgings.....		332111-1	0.2	2.3	0.0	-4.4	4.4	-4.7
Hot impression die impact, press and upset carbon steel forgings.....		332111-11	1.6	4.8	0.0	-8.2	8.8	-9.9
Hot impression die impact, press and upset alloy steel forgings.....		332111-12	-1.0	-0.1	0.0	-0.8	0.1	0.9
Secondary products and miscellaneous receipts.....		332111-SM						
Nonferrous forging.....	332112		4.3	0.9	0.0	-0.1	0.7	0.4
Primary products.....		332112-P	4.4	0.9	0.0	-0.1	0.8	0.4
Hot impression die impact, press and upset nonferrous forgings.....		332112-4	4.9	1.0	-0.1	-0.1	0.9	0.5
Hot impression die impact, press, and upset aluminum and aluminum alloy forgings.....		332112-41	4.0	1.5	-0.1	-0.2	0.2	0.8
Hot impression die impact, press, and upset titanium and titanium alloy forgings.....		332112-42	5.2	0.0	0.0	0.0	1.3	0.0
Other nonferrous hot impression die impact, press, and upset forgings.....		332112-43	-	1.2	0.0	0.0	3.5	0.0
Secondary products and miscellaneous receipts.....		332112-SM						
Custom roll forming.....	332114		-7.1	-3.5	-0.5	-1.9	-0.5	-0.7
Primary products.....		332114-P	-8.1	-4.0	-0.6	-2.2	-0.6	-0.8
Custom roll formed products (steel, aluminum and other metal).....		332114-0	-8.1	-4.0	-0.6	-2.2	-0.6	-0.8
Secondary products and miscellaneous receipts.....		332114-SM						
Powder metallurgy part mfg.....	332117		1.9	0.0	0.1	0.1	0.0	0.0
Primary products.....		332117-P	1.9	0.0	0.1	0.1	0.0	0.0
Powder metallurgy parts.....		332117-0	1.9	0.0	0.1	0.1	0.0	0.0
Other metal stamping, except automotive.....	332119		-1.0	-0.1	0.0	0.3	-1.5	-0.9
Primary products.....		332119-P	-0.8	0.4	-0.3	0.3	-1.7	-0.7
Metal job stampings, except automotive.....		332119-3	3.7	0.8	0.1	0.5	-0.2	0.3
Recreational vehicle metal job stampings.....		332119-31	-	1.0	0.2	0.9	0.0	2.2
Other metal job stampings.....		332119-33	2.2	0.9	0.2	0.6	0.0	0.0
Other metal stampings, n.e.c., incl. stamped and pressed metal, and crowns and closures.....		332119-9	-	-0.2	-0.9	0.0	-3.8	-2.3
Secondary products and miscellaneous receipts.....		332119-SM						
Miscellaneous receipts.....		332119-M	-	-2.8	-0.1	0.4	-0.3	-1.4
Secondary products.....		332119-S	-	0.0	6.7	0.0	0.1	-2.0
Cutlery & handtool mfg.....	3322		2.8	-0.1	0.4	0.4	0.0	0.1
Cutlery & handtool mfg.....	33221		2.8	-0.1	0.4	0.4	0.0	0.1
Metal cookware, cutlery, and flatware mfg.....	332215		1.7	-0.4	1.0	0.0	0.1	0.3
Primary products.....		332215-P	1.7	-0.4	1.0	0.0	0.2	0.3
Cutlery, scissors, shears, trimmers, and snips.....		332215-2	-	-3.8	4.6	0.0	0.8	-
Secondary products and miscellaneous receipts.....		332215-SM						
Miscellaneous receipts.....		332215-M	3.6	-1.6	6.0	0.0	-0.9	-1.1
Secondary products.....		332215-S	1.9	0.0	0.0	0.0	0.0	0.0
Saw blade, handsaw, and hand and edge tool mfg.....	332216		3.4	0.1	0.2	0.6	0.0	0.0
Primary products.....		332216-P	3.3	0.1	0.2	0.3	0.0	0.0
Edge tools, hand-operated.....		332216-4	0.3	0.0	0.0	0.0	0.0	0.0
All other miscellaneous hand tools, except handsaws.....		332216-7	-0.6	0.0	0.0	0.2	0.0	0.0
Secondary products and miscellaneous receipts.....		332216-SM						
Miscellaneous receipts.....		332216-M	-0.5	0.0	0.0	0.0	0.0	0.0
Secondary products.....		332216-S	7.4	0.1	0.0	7.3	0.0	0.0
Architectural & structural metals mfg.....	3323		-0.2	-0.3	0.1	0.3	-0.3	-0.1
Plate work & fabricated structural prod mfg.....	33231		-2.9	-0.8	-0.5	-0.3	-0.7	-0.2

See footnotes at end of table.

Table 12. Producer price index percentage changes for the net output of selected industries and their products, not seasonally adjusted — Continued
 [July 2024]

Title ¹	Industry code	Product code	Unadjusted 12-month percent change ²	Unadjusted 1-month percent change ²				
				July 2023 to July 2024 ^P	Feb. to Mar.	Mar. to Apr. ^P	Apr. to May ^P	May to June ^P
Prefabricated metal buildings and components mfg.	332311		-0.1	0.5	-0.2	-0.2	0.1	-0.9
Primary products.....		332311-P	-0.1	0.7	-0.2	-0.2	0.1	-0.9
Prefabricated metal bldg & component systems (excl. farm service bldgs, resid. bldgs, & parts).....		332311-1	0.1	1.0	-1.0	-0.2	0.1	0.0
Other prefabricated and portable metal buildings and parts.....		332311-3	-0.6	-0.4	1.9	-0.4	0.0	-3.4
Secondary products and miscellaneous receipts.....		332311-SM						
Fabricated structural metal mfg.	332312		-4.2	-1.3	-0.7	-0.4	-1.0	-0.1
Primary products.....		332312-P	-5.3	-1.4	-0.7	-0.5	-1.3	-0.2
Fabricated structural metal bar joists and concrete reinforcing bars.....		332312-1	-12.8	-3.1	-1.8	-1.2	-2.1	-0.7
Fabricated structural iron and steel for industrial buildings metal bar joists, short span.....		332312-11	6.2	0.0	0.0	0.0	-1.1	-0.4
Fabricated structural iron & steel for commercial, residential, institutional, & public bldgs.....		332312-12	-17.4	-4.0	-2.4	-1.5	-2.3	-0.8
Other fabricated structural metal.....		332312-5	1.2	0.0	-0.1	-0.2	-0.1	0.1
Fabricated structural metal for bridges.....		332312-6	1.5	-0.2	2.7	3.1	-6.4	1.3
Secondary products and miscellaneous receipts.....		332312-SM						
Plate work mfg.	332313		0.5	0.0	0.0	0.0	0.0	0.0
Primary products.....		332313-P	0.0	0.0	0.0	0.0	0.0	0.0
Fabricated plate work (stacks and weldments).....		332313-0	0.0	0.0	0.0	0.0	0.0	0.0
Secondary products and miscellaneous receipts.....		332313-SM1						
Ornamental & architectural metal prod mfg.	33232		3.0	0.4	0.7	0.9	0.1	0.0
Metal window and door mfg.	332321		1.5	0.0	0.0	0.1	0.3	0.4
Primary products.....		332321-P	1.5	0.0	0.0	0.1	0.3	0.4
Metal molding and trim and store fronts.....		332321-B	0.0	0.0	0.0	0.0	0.0	0.0
Metal windows (except storm sash).....		332321-D	0.4	0.0	0.0	0.2	0.0	0.2
Metal doors (except storm doors).....		332321-1	2.1	0.0	0.0	0.1	0.4	0.5
Metal window and door screens (except combination screens) and metal weather strip.....		332321-9	0.0	0.0	0.0	0.0	0.0	0.0
Secondary products and miscellaneous receipts.....		332321-SM						
Secondary products.....		332321-S	1.4	0.0	0.0	0.1	0.0	0.4
Sheet metal work mfg.	332322		1.3	0.7	-0.1	0.1	0.0	-0.3
Primary products.....		332322-P	1.4	0.6	-0.1	0.1	0.0	-0.2
Sheet metal electronic enclosures.....		332322-C	1.9	0.8	-0.1	0.0	0.0	-0.2
Steel sheet metal computer & peripheral equipment enclosures.....		332322-C1	1.9	0.0	-0.1	0.0	0.0	-0.2
Aluminum sheet metal computer & peripheral equipment enclosures.....		332322-C2	0.1	0.2	0.0	0.0	0.0	0.0
Other sheet metal electronic enclosures (excluding computers).....		332322-C3	2.5	1.8	-0.1	0.0	0.0	-0.2
Other sheet metal work.....		332322-G	3.7	1.5	-0.1	0.0	0.0	-0.1
Aluminum and other sheet metal work.....		332322-G3	0.7	0.2	-0.3	-0.1	0.1	-0.1
Sheet metal air-conditioning ducts and stove pipe.....		332322-1	-0.9	-0.4	0.0	0.0	0.0	0.0
Sheet metal roofing and roof drainage equipment.....		332322-7	-2.9	0.0	0.0	-0.8	0.0	-1.0
Secondary products and miscellaneous receipts.....		332322-SM						
Secondary products.....		332322-S	1.6	1.5	0.0	0.0	0.1	0.0
Ornamental and architectural metal work mfg.	332323		8.9	0.2	3.5	3.6	0.1	0.0
Primary products.....		332323-P	9.0	0.2	3.6	3.7	0.1	0.0
Ornamental and architectural metal work.....		332323-8	16.4	0.0	7.7	7.9	0.1	0.0
Iron, steel, and aluminum stairs, staircases, and fire escapes.....		332323-81	-	0.0	-	-	-	-
Steel and aluminum fences, gates (not wire), and railings and window guards.....		332323-82	6.4	0.1	2.7	3.3	0.1	-0.1
Other architectural and ornamental work.....		332323-9	2.7	0.5	0.2	0.2	0.0	0.1
Other aluminum and metal architectural and ornamental work.....		332323-91	1.4	1.2	0.0	-0.1	0.0	0.2
Secondary products and miscellaneous receipts.....		332323-SM						
Secondary products.....		332323-S	1.3	0.1	0.0	-0.3	0.4	-1.0
Boiler, tank & shipping container mfg.	3324		4.0	2.1	-0.1	0.4	0.3	1.0
Power boiler & heat exchanger mfg.	33241		5.0	0.0	0.0	0.9	0.0	0.0
Power boiler and heat exchanger mfg.	332410		5.0	0.0	0.0	0.9	0.0	0.0
Primary products.....		332410-P	5.2	0.0	0.0	1.0	0.0	0.0
Fabricated heat exchangers and steam condensers (excluding nuclear applications).....		332410-1	1.6	0.1	0.0	1.0	0.0	0.0
Secondary products and miscellaneous receipts.....		332410-SM						
Secondary products.....		332410-S	-	-0.1	0.3	0.0	0.1	-
Metal tank (heavy gauge) mfg.	33242		13.2	7.5	-0.2	0.5	0.6	1.5
Metal tanks, heavy gauge, mfg.	332420		13.2	7.5	-0.2	0.5	0.6	1.5
Primary products.....		332420-P	14.6	8.4	-0.2	0.3	0.7	1.7
Metal tanks, heavy gauge.....		332420-0	14.6	8.4	-0.2	0.3	0.7	1.7

See footnotes at end of table.

Table 12. Producer price index percentage changes for the net output of selected industries and their products, not seasonally adjusted — Continued
 [July 2024]

Title ¹	Industry code	Product code	Unadjusted 12-month percent change ²	Unadjusted 1-month percent change ²					
				July 2023 to July 2024 ^P	Feb. to Mar.	Mar. to Apr. ^P	Apr. to May ^P	May to June ^P	June to July ^P
Metal tanks, heavy gauge, mfg - Continued									
Secondary products and miscellaneous receipts.....		332420-SM							
Light gauge metal container mfg.....	33243		-1.6	-0.3	-0.1	0.2	0.3	1.1	
Metal can mfg.....	332431		-2.1	-0.4	-0.2	-0.1	0.2	1.4	
Primary products.....		332431-P	-2.1	-0.4	-0.2	-0.1	0.2	1.4	
Steel cans and tinware products.....		332431-1	-	-1.1	0.2	-0.2	-	-	
Aluminum cans (including lids, ends, and parts shipped separately).....		332431-3	-2.4	0.0	-0.4	0.0	0.0	2.3	
Secondary products and miscellaneous receipts.....		332431-SM							
Other metal container mfg.....	332439		0.5	0.0	0.0	1.4	0.7	0.1	
Primary products.....		332439-P	1.3	0.0	0.0	1.5	0.5	0.0	
Steel shipping barrels & drums, exc. beer barrels (more than 12-gallon capacity)...		332439-3	3.6	0.0	0.0	4.1	0.2	0.0	
All other metal containers.....		332439-6	-0.5	0.0	0.0	0.0	0.9	0.0	
Secondary products and miscellaneous receipts.....		332439-SM							
Secondary products.....		332439-S	-5.2	0.0	0.0	0.0	2.1	0.9	
Hardware mfg.....	3325		-1.0	-0.5	-0.1	0.0	0.0	0.0	
Hardware mfg.....	33251		-1.0	-0.5	-0.1	0.0	0.0	0.0	
Hardware mfg.....	332510		-1.0	-0.5	-0.1	0.0	0.0	0.0	
Primary products.....		332510-P	-1.3	-0.8	-0.1	0.0	0.0	0.0	
All other miscellaneous hardware.....		332510-A	-7.3	-7.7	0.1	-0.1	0.1	0.0	
Furniture hardware (excluding cabinet hardware).....		332510-2	-0.9	-0.3	0.3	-0.2	0.0	0.0	
Builders' hardware, including fabricated metal safe and vault locks, & cabinet hardware.....		332510-4	-0.9	0.0	0.0	0.0	0.0	0.0	
Secondary products and miscellaneous receipts.....		332510-SM							
Miscellaneous receipts.....		332510-M	0.7	-0.2	0.0	0.8	0.3	0.0	
Secondary products.....		332510-S	9.6	11.8	0.0	0.0	0.0	0.0	
Spring & wire product mfg.....	3326		7.5	-0.4	-0.1	5.6	1.9	0.0	
Spring & wire product mfg.....	33261		7.5	-0.4	-0.1	5.6	1.9	0.0	
Spring mfg.....	332613		9.5	-0.6	0.0	10.7	0.0	0.1	
Primary products.....		332613-P	10.2	-0.3	0.0	11.2	0.0	0.1	
Cold formed steel springs, except wire.....		332613-3	1.5	0.5	0.1	0.3	0.0	0.2	
Precision mechanical wire springs.....		332613-5	-1.6	-0.7	-0.3	0.0	0.0	0.0	
Precision mechanical extension- and torsion-type wire springs.....		332613-51	-3.7	-1.9	-0.9	0.0	0.0	0.0	
Precision mechanical compression-type wire springs.....		332613-52	-0.4	0.0	0.0	0.0	0.0	0.0	
Secondary products and miscellaneous receipts.....		332613-SM							
Secondary products.....		332613-S	-3.9	-5.2	0.0	0.0	0.5	0.0	
Other fabricated wire product mfg.....	332618		5.2	-0.3	-0.2	0.0	4.1	0.0	
Primary products.....		332618-P	6.6	-0.3	0.0	0.0	4.5	-0.1	
Other ferrous wire products, excluding springs, made from purchased wire.....		332618-B	0.6	0.6	0.0	0.0	0.0	0.0	
Other fabricated wire products, made from purchased wire.....		332618-2	13.2	-0.7	0.0	0.0	9.3	0.0	
Ferrous wire cloth and other ferrous woven wire products, made from purchased wire.....		332618-3	0.8	0.0	0.8	0.0	0.0	0.0	
Steel fencing and fence gates, made from purchased wire.....		332618-7	-5.6	-0.1	0.0	-0.2	0.1	-0.8	
Secondary products and miscellaneous receipts.....		332618-SM							
Secondary products.....		332618-S	2.1	0.2	-0.2	0.1	0.4	0.0	
Mach shops, turn prod, screw, nut, bolt mfg.....	3327		2.2	0.4	-0.1	0.1	0.6	0.3	
Machine shops.....	33271		0.7	0.1	-0.2	0.1	0.0	0.0	
Machine shops.....	332710		0.7	0.1	-0.2	0.1	0.0	0.0	
Primary products.....		332710-P	0.8	0.1	-0.2	0.1	0.0	0.0	
Machine shop job work and job order repairs.....		332710-0	0.8	0.1	-0.2	0.1	0.0	0.0	
Secondary products and miscellaneous receipts.....		332710-SM							
Turned product & screw, nut & bolt mfg.....	33272		3.8	0.6	0.0	0.0	1.3	0.5	
Precision turned product mfg.....	332721		1.1	0.3	-0.1	0.2	2.0	0.6	
Primary products.....		332721-P	1.2	0.4	-0.1	0.2	2.3	0.6	
Precision turned products, automotive.....		332721-1	7.4	0.0	-0.1	0.0	9.0	0.0	
Precision turned products, except automotive.....		332721-3	-0.9	0.5	-0.1	0.2	0.0	0.9	
Secondary products and miscellaneous receipts.....		332721-SM							
Bolt, nut, screw, rivet, and washer mfg.....	332722		8.0	1.0	0.0	-0.2	0.2	0.5	
Primary products.....		332722-P	8.3	1.1	0.0	-0.2	0.2	0.5	
Nonthreaded metal fasteners (except aircraft types).....		332722-B	2.3	0.0	0.0	0.0	0.0	0.0	
Aircraft fasteners, except plastics (including aerospace).....		332722-1	24.3	0.0	5.0	0.0	0.0	0.0	

See footnotes at end of table.

Table 12. Producer price index percentage changes for the net output of selected industries and their products, not seasonally adjusted — Continued
 [July 2024]

Title ¹	Industry code	Product code	Unadjusted 12-month percent change ²	Unadjusted 1-month percent change ²				
				July 2023 to July 2024 ^P	Feb. to Mar.	Mar. to Apr. ^P	Apr. to May ^P	May to June ^P
Bolt, nut, screw, rivet, and washer mfg - Continued								
Externally threaded metal fasteners (except aircraft types).....		332722-3	-0.5	2.4	-3.7	-0.4	0.4	1.2
Hex bolts, including heavy, tap-and-joint (excluding high-strength structural & aircraft types).....		332722-3122	3.3	2.3	1.2	0.5	0.0	-0.8
Other metal bolts, including square, round, plow, high-strength structural, & bent bolts.....		332722-3133	-0.2	6.2	-9.4	-1.3	1.3	4.0
Cap, set, machine, lag, flange, and self-locking screws (except aircraft types) ..		332722-3144	-1.8	-0.3	-0.1	0.0	0.0	-0.9
Other externally threaded metal fasteners, including studs (except aircraft types).....		332722-3199	-	-0.5	-0.1	0.1	-0.2	0.1
Internally threaded fasteners (except aircraft types).....		332722-5	1.0	0.4	0.0	0.0	0.0	0.0
Secondary products and miscellaneous receipts.....		332722-SM						
Miscellaneous receipts.....		332722-M	-0.7	0.0	0.8	0.0	0.0	-0.6
Coating/engrave/heat treating & other activity.....	3328		4.3	0.1	0.9	-0.4	0.1	-0.1
Coating/engrave/heat treating & other activity.....	33281		4.3	0.1	0.9	-0.4	0.1	-0.1
Metal heat treating.....	332811		15.0	1.0	3.4	-2.0	0.0	0.0
Primary products.....		332811-P	11.2	1.0	2.6	-2.0	0.0	0.0
Heat treating of metal for the trade (pickling, annealing, etc.).....		332811-0	11.2	1.0	2.6	-2.0	0.0	0.0
Secondary products and miscellaneous receipts.....		332811-SM						
Metal coating and nonprecious engraving.....	332812		0.7	0.2	-0.2	-0.3	0.2	-0.3
Primary products.....		332812-P	0.3	0.2	-0.7	-0.3	0.2	-0.3
Metal coating, engraving, and allied services.....		332812-0	0.3	0.2	-0.7	-0.3	0.2	-0.3
Secondary products and miscellaneous receipts.....		332812-SM						
Electroplating, anodizing and coloring metal.....	332813		1.6	-1.0	0.5	1.2	0.0	0.0
Primary products.....		332813-P	0.9	-1.1	0.4	1.3	0.0	0.0
Electroplating, plating, polishing, anodizing and coloring metal.....		332813-0	0.9	-1.1	0.4	1.3	0.0	0.0
Secondary products and miscellaneous receipts.....		332813-SM						
Other fabricated metal product mfg.....	3329		2.8	0.4	0.4	0.2	0.1	-0.2
Metal valve mfg.....	33291		2.8	0.6	0.9	0.4	0.4	-0.3
Industrial valve mfg.....	332911		1.9	0.7	0.2	0.4	0.0	-0.8
Primary products.....		332911-P	1.8	0.7	0.2	0.4	0.0	-0.9
Automatic regulating and control valves and parts (except nuclear), power operated.....		332911-F	5.9	0.9	0.0	0.0	0.0	0.0
Industrial valves for water works and municipal equipment (IBBM, AWWA, and UL).....		332911-N	-1.0	0.0	0.2	0.0	0.0	-3.7
Industrial ball valves (all metals, pressures, and types), incl. manual & power operated.....		332911-Q	-	2.3	0.0	0.0	0.0	0.0
Industrial butterfly valves (all metals, pressures, and types), incl. manual & power operated.....		332911-R	7.3	2.2	0.5	0.0	0.0	0.0
All other miscellaneous industrial valves.....		332911-X	0.8	0.4	0.0	1.2	0.0	0.0
Gates, globes, angles and other industrial valves.....		332911-1	3.4	0.1	0.6	0.2	0.0	0.0
Secondary products and miscellaneous receipts.....		332911-SM						
Miscellaneous receipts.....		332911-M	3.2	1.3	0.0	1.7	0.0	0.0
Secondary products.....		332911-S	3.4	1.3	0.0	0.0	0.0	0.0
Fluid power valve and hose fitting mfg.....	332912		3.6	0.0	2.4	0.1	0.0	0.0
Primary products.....		332912-P	3.4	0.0	2.5	0.1	0.0	0.0
Nonaerospace type hydraulic and pneumatic assemblies of hose.....		332912-N	3.1	0.0	0.0	0.2	-0.2	0.0
Nonaerospace type flared (metal) fittings, couplings and assemblies.....		332912-T	2.1	0.0	0.0	0.6	0.0	0.0
Nonaerospace type flareless fittings and couplings (incl. nonmetal fittings).....		332912-U	0.0	0.0	0.0	0.0	0.0	0.0
Aerospace type hydraulic fluid power valves.....		332912-1	2.8	0.0	0.0	0.0	0.0	0.0
Nonaerospace type hydraulic directional control valves.....		332912-5	5.5	0.0	0.4	0.0	0.0	0.0
Nonaerospace type hydraulic valves, except directional control.....		332912-7	5.6	0.0	2.2	0.0	0.0	0.0
Nonaerospace type pneumatic directional control valves.....		332912-9	3.0	0.0	1.2	-0.4	0.0	0.0
Secondary products and miscellaneous receipts.....		332912-SM						
Plumbing fixture fitting and trim mfg.....	332913		1.7	0.0	0.0	0.3	0.2	0.0
Primary products.....		332913-P	1.8	0.0	0.0	0.3	0.2	0.0
Miscellaneous metal and nonmetal plumbing fixtures, fittings, and trim.....		332913-6	1.8	0.0	0.0	0.0	0.5	0.0
Metal and nonmetal lavatory and sink fittings, excluding single control.....		332913-7	1.5	0.0	0.0	0.1	0.0	-0.1
Secondary products and miscellaneous receipts.....		332913-SM						
Other metal valve and pipe fitting mfg.....	332919		4.6	2.3	0.0	1.6	2.6	0.0
Primary products.....		332919-P	4.8	2.4	0.0	1.7	2.7	0.0
Metal fittings, flanges, and unions for pipe fittings.....		332919-4	5.7	2.7	0.0	1.9	3.1	0.0
Secondary products and miscellaneous receipts.....		332919-SM						
Secondary products.....		332919-S	0.1	0.0	0.0	0.0	0.0	-0.9

See footnotes at end of table.

Table 12. Producer price index percentage changes for the net output of selected industries and their products, not seasonally adjusted — Continued
 [July 2024]

Title ¹	Industry code	Product code	Unadjusted 12-month percent change ²	Unadjusted 1-month percent change ²				
				July 2023 to July 2024 ^P	Feb. to Mar.	Mar. to Apr. ^P	Apr. to May ^P	May to June ^P
All other fabricated metal product mfg.....	33299		2.7	0.2	0.0	0.0	-0.1	-0.1
Ball and roller bearing mfg.....	332991		3.7	0.4	0.0	0.0	0.0	0.0
Primary products.....		332991-P	3.1	0.5	0.0	-0.2	0.0	0.0
Ball bearings, complete, unmounted.....		332991-1	1.9	1.0	0.0	0.0	0.0	0.0
Tapered roller bearings (including cups & cones), unmounted.....		332991-3	—	1.9	0.0	0.0	0.0	—
Other roller bearings, unmounted.....		332991-5	6.3	-2.3	0.0	0.0	0.0	0.0
Mounted bearings (excluding plain).....		332991-7	2.3	0.1	0.0	-0.3	0.1	0.0
Parts and components for ball and roller bearings (including balls and rollers) sold separately.....		332991-9	-4.0	1.0	0.0	-1.5	0.4	0.0
Secondary products and miscellaneous receipts.....		332991-SM						
Secondary products.....		332991-S	-0.2	0.0	0.0	0.0	0.0	0.0
Small arms ammunition mfg.....	332992		6.2	-1.3	0.0	0.0	0.0	2.5
Primary products.....		332992-P	6.5	-1.5	0.0	0.0	0.0	2.9
Other ammunition products.....		332992-08	7.2	1.2	0.0	0.0	0.0	3.6
Secondary products and miscellaneous receipts.....		332992-SM						
Ammunition, except small arms, manufacturing.....	332993		-0.1	0.8	0.0	0.0	0.0	0.0
Primary products.....		332993-P	-1.6	0.8	0.0	0.0	0.0	0.0
Ammunition (excluding small arms), more than 30 mm (1.18 in.).....		332993-0	-1.6	0.8	0.0	0.0	0.0	0.0
Fabricated pipe and pipe fitting mfg.....	332996		0.7	-0.4	-0.3	-1.0	-0.9	-1.2
Primary products.....		332996-P	0.8	-0.5	-0.4	-1.1	-1.0	-1.5
Fabricated pipe and pipe fittings made from purchased pipe.....		332996-0	0.8	-0.5	-0.4	-1.1	-1.0	-1.5
Secondary products and miscellaneous receipts.....		332996-SM						
Miscellaneous fabricated metal product mfg.....	332999		3.6	0.9	0.3	0.5	0.2	-0.4
Primary products.....		332999-P	1.0	0.9	0.3	0.6	0.2	-0.6
All other miscellaneous fabricated metal products.....		332999-N	1.0	0.9	0.4	0.7	0.2	-0.6
Secondary products and miscellaneous receipts.....		332999-SM						
Secondary products.....		332999-S	17.9	4.9	0.0	2.0	0.1	0.0
Small arms, ordnance, and ordnance accessories mfg.....	33299T		0.2	0.0	0.0	0.0	0.0	0.0
Primary products.....		33299T-P	0.1	0.0	0.0	0.0	0.0	0.0
Single barrel shotguns, other small firearms n.e.c., and parts & attachments for small arms.....		33299T-45	0.4	0.0	0.0	0.0	0.0	0.0
Secondary products and miscellaneous receipts.....		33299T-SM						
Machinery manufacturing.....	333		3.1	0.1	0.5	0.2	0.1	0.1
Agricultural, construction, and mining machinery mfg.....	3331		2.5	0.0	0.2	0.0	0.1	0.1
Agricultural implement manufacturing.....	33311		0.7	0.1	0.2	-0.1	0.0	-0.4
Farm machinery and equipment mfg.....	333111		0.4	0.1	0.3	-0.2	0.0	-0.5
Primary products.....		333111-P	0.3	0.1	0.2	-0.2	0.0	-0.5
Haying machinery and attachments.....		333111-A	-0.2	0.3	1.1	0.0	0.0	0.0
Parts for farm machinery, for sale separately.....		333111-C	0.2	0.0	0.1	0.2	-0.4	-0.4
Farm plows, harrows, rollers, pulverizers, etc., and attachments.....		333111-E	-1.0	0.0	0.0	0.0	0.0	0.0
All other farm machinery and equipment, excluding parts, including attachments.....		333111-G	0.3	0.1	0.2	-0.4	0.0	0.1
Commercial turf and grounds care equipment, including parts and attachments.....		333111-J	1.0	0.2	0.6	0.0	0.0	0.0
Farm dairy equipment, sprayers and dusters, farm blowers, and attachments.....		333111-4	0.1	0.0	0.0	0.0	0.0	0.0
Planting, seeding, and fertilizing machinery and attachments.....		333111-7	-1.9	0.7	0.0	0.0	0.0	-3.7
Harvesting machinery (except hay and straw) and attachments.....		333111-9	2.0	0.0	0.1	-0.3	0.3	0.0
Secondary products and miscellaneous receipts.....		333111-SM						
Miscellaneous receipts.....		333111-M	0.7	0.0	0.0	0.0	0.0	0.0
Secondary products.....		333111-S	3.9	0.2	1.0	0.0	0.0	0.0
Lawn and garden equipment mfg.....	333112		1.9	0.0	0.0	0.1	0.0	-0.2
Primary products.....		333112-P	1.8	0.0	0.0	0.1	0.0	-0.2
Consumer nonriding lawn, garden, and snow equipment.....		333112-1	2.9	0.0	0.0	0.3	0.0	-0.5
Consumer riding lawn, garden, and snow equipment.....		333112-3	0.9	0.0	0.0	0.0	0.0	0.0
Parts and attachments for consumer lawn, garden, and snow equipment.....		333112-7	1.3	0.0	0.0	0.0	0.0	-0.1
Secondary products and miscellaneous receipts.....		333112-SM						
Secondary products.....		333112-S	3.0	0.0	0.2	0.2	0.0	0.0
Construction machinery manufacturing.....	33312		2.7	0.0	0.2	0.1	0.1	0.3
Construction machinery mfg.....	333120		2.7	0.0	0.2	0.1	0.1	0.3
Primary products.....		333120-P	2.7	0.0	0.2	0.1	0.1	0.3
Power cranes, loaders, dozers, tractors, off-highway trucks, mixers, pavers, backhoes, etc.....		333120-1	1.7	0.0	0.2	0.0	0.0	0.4
Power cranes, draglines, & shovels (excavators) (incl. surface mining equip.) (excluding parts).....		333120-11	0.3	0.0	0.0	0.0	0.0	0.1

See footnotes at end of table.

Table 12. Producer price index percentage changes for the net output of selected industries and their products, not seasonally adjusted — Continued
 [July 2024]

Title ¹	Industry code	Product code	Unadjusted 12-month percent change ²	Unadjusted 1-month percent change ²				
				July 2023 to July 2024 ^P	Feb. to Mar.	Mar. to Apr. ^P	Apr. to May ^P	May to June ^P
Construction machinery mfg - Continued								
Mixers, pavers, and related equipment (excluding parts).....		333120-12	1.2	0.0	0.0	-0.4	0.0	0.0
Tractor shovel loaders (skid steer, wheel, crawler, and integral design backhoes).....		333120-14	0.4	0.0	0.0	0.0	0.0	0.9
Construction wheel and crawler tractors, dozers, self-propelled log skidders, etc.....		333120-15	8.2	0.0	1.5	0.0	0.0	0.0
Graders, rollers and compactors, forklifts, scrapers, trenchers, etc. (excluding parts).....		333120-16	1.4	0.0	0.0	0.0	0.0	0.0
Construction machinery for mounting (excluding parts, winches, snow clearing attachments).....		333120-17	1.3	0.0	0.0	0.0	0.0	0.2
Other construction machinery and equipment (excluding parts).....		333120-8	2.3	-0.2	0.0	0.2	0.7	0.0
Parts for construction machinery and equipment, sold separately.....		333120-9	12.6	0.0	1.2	0.9	-0.4	0.2
Parts for cranes, draglines, and shovels (including surface mining equipment) (sold separately).....		333120-91	20.6	0.1	2.1	1.1	-0.9	0.0
Parts for off-highway wheel tractors and shovel loaders (sold separately).....		333120-92	10.2	0.0	0.0	0.0	0.0	0.0
Parts for other construction machinery (sold separately).....		333120-93	6.6	0.0	0.6	0.8	0.0	0.3
Secondary products and miscellaneous receipts.....		333120-SM						
Miscellaneous receipts.....		333120-M	3.8	0.0	-0.2	0.0	0.0	0.3
Mining and oil and gas field machinery mfg.....	33313		5.6	0.0	0.2	0.1	0.2	0.8
Mining machinery and equipment mfg.....	333131		9.0	0.0	0.6	0.2	0.5	2.4
Primary products.....		333131-P	9.4	0.0	0.6	0.2	0.6	2.5
Mining machinery and equipment (except parts sold separately).....		333131-2	11.0	0.0	0.3	0.3	0.7	2.8
Underground mining machinery (except parts sold separately).....		333131-21	5.9	0.0	0.0	0.8	0.0	0.0
Crushing, pulverizing & screening machinery (except parts sold separately).....		333131-25	-	0.0	0.0	0.0	0.0	-
Drills and other mining machinery (except parts sold separately).....		333131-27	11.6	0.0	1.0	0.0	2.1	0.7
Parts and attachments for mining machinery and equipment (sold separately).....		333131-9	3.8	0.0	1.7	0.0	0.0	1.5
Secondary products and miscellaneous receipts.....		333131-SM						
Miscellaneous receipts.....		333131-M	1.7	0.0	0.0	0.0	0.0	0.8
Oil and gas field machinery and equipment mfg.....	333132		4.0	0.0	0.0	0.0	0.0	0.0
Primary products.....		333132-P	4.1	0.0	0.0	0.0	0.0	0.0
Oil and gas field production machinery and equipment (except pumps).....		333132-A	6.5	0.0	0.0	0.0	0.0	0.0
Oil and gas field production machinery and equipment (except pumps and parts sold separately).....		333132-A1	7.6	0.0	0.0	0.0	0.0	0.0
Rotary oil and gas field drilling machinery and equipment.....		333132-1	5.5	0.0	0.0	0.0	0.0	0.0
Secondary products and miscellaneous receipts.....		333132-SM						
Industrial machinery manufacturing.....	3332		3.3	0.1	0.4	0.7	0.3	0.0
Other industrial machinery manufacturing.....	33324		3.3	0.1	0.4	0.7	0.3	0.0
Food product machinery mfg.....	333241		3.8	0.0	0.0	0.1	0.1	0.0
Primary products.....		333241-P	4.0	0.0	0.0	0.1	0.1	0.0
Dairy and milk products plant machinery and equipment.....		333241-1	2.5	0.0	0.0	0.0	0.6	0.0
Commercial food products machinery (except packaging and cooking equipment).....		333241-3	5.7	0.0	0.0	0.0	0.0	0.0
Industrial food products machinery for processing foods, beverages, & animal & fowl feed.....		333241-5	2.3	0.0	0.0	0.2	0.2	0.1
Other industrial food and feed machinery.....		333241-51	5.2	0.0	0.0	0.4	0.5	0.2
Machinery for sorting, grading, and cleaning fruits, vegetables, eggs, and for processing meat.....		333241-52	0.1	0.0	0.0	0.0	0.0	0.0
Parts and attachments for industrial food and feed products machinery.....		333241-53	4.1	0.0	0.0	0.0	0.0	0.0
Secondary products and miscellaneous receipts.....		333241-SM						
Miscellaneous receipts.....		333241-M	-2.4	0.0	0.2	0.5	0.0	0.0
Secondary products.....		333241-S	5.1	0.4	1.4	0.5	0.5	0.0
Semiconductor machinery mfg.....	333242		7.2	0.1	0.1	3.8	2.3	0.1
Primary products.....		333242-P	7.3	0.2	0.1	3.9	2.4	0.1
Semiconductor machinery and parts.....		333242-0	7.3	0.2	0.1	3.9	2.4	0.1
Secondary products and miscellaneous receipts.....		333242-SM						
Miscellaneous receipts.....		333242-M	2.6	0.0	0.0	0.0	0.0	2.4
Sawmill, woodworking and paper machinery mfg.....	333243		2.0	0.5	0.0	0.0	0.0	0.0
Primary products.....		333243-P	2.0	0.5	0.0	0.0	0.0	0.0
Sawmill and woodworking machinery.....		333243-A	2.5	0.3	0.0	0.1	0.0	0.0
Sawmill and woodworking machinery, excluding parts & attachments.....		333243-A3	2.8	0.2	0.0	0.1	0.0	0.0
Parts, attachments & accessories for sawmill & woodworking machinery.....		333243-A4	0.7	0.8	-0.2	0.0	0.0	0.0
Paper industry machinery.....		333243-B	1.6	0.6	0.1	0.0	0.0	0.0
Paper industry machinery, excluding parts & attachments.....		333243-B1	1.8	0.9	0.0	0.0	0.0	0.0
Parts and attachments for paper industry machinery.....		333243-B2	1.2	0.0	0.2	0.0	0.0	0.0
Secondary and miscellaneous receipts.....		333243-SM						

See footnotes at end of table.

Table 12. Producer price index percentage changes for the net output of selected industries and their products, not seasonally adjusted — Continued
 [July 2024]

Title ¹	Industry code	Product code	Unadjusted 12-month percent change ²	Unadjusted 1-month percent change ²				
				July 2023 to July 2024 ^P	Feb. to Mar.	Mar. to Apr. ^P	Apr. to May ^P	May to June ^P
Sawmill, woodworking and paper machinery mfg - Continued								
Miscellaneous receipts.....		333243-M	3.7	0.0	0.1	0.4	0.0	0.0
All other industrial machinery mfg.....	333248		2.0	0.0	0.6	-0.1	-0.3	0.0
Primary products.....		333248-P	2.0	0.0	0.7	-0.1	-0.4	0.0
Printing machinery and equipment mfg.....		333248-4	1.8	0.0	-0.1	0.2	-0.1	0.3
All other miscellaneous printing trades machinery, including parts.....		333248-4A	2.6	0.0	-0.1	0.3	-0.1	0.4
Other printing machinery and equipment, including pre-press preparation and typesetting.....		333248-4A7	4.9	-0.3	-0.2	0.6	-0.2	0.8
Parts, attachments, and accessories for printing trades machinery.....		333248-4A8	0.4	0.3	0.0	0.0	0.0	0.0
Other industrial machinery.....		333248-9	2.0	0.0	0.7	-0.1	-0.4	0.0
Plastics-working machinery and equipment and parts, excluding patterns and molds.....		333248-91	2.7	0.0	0.0	0.0	0.0	0.0
Plastics-working machinery and equipment, excluding patterns, molds, and parts sold separately.....		333248-919	3.0	0.0	0.0	0.0	0.0	0.0
Textile machinery (except parts, attachments, and accessories).....		333248-95	0.0	0.0	0.0	0.0	0.0	0.0
Parts and attachments for textile machinery.....		333248-97	0.0	0.0	0.0	0.0	0.0	0.0
All other industrial machinery.....		333248-98	2.0	0.0	1.0	-0.2	-0.5	0.0
Secondary products and miscellaneous receipts.....		333248-SM						
Commercial and service industry machinery manufacturing.....	3333		1.4	-0.1	0.3	0.0	0.0	0.1
Commercial and service industry machinery manufacturing.....	33331		1.4	-0.1	0.3	0.0	0.0	0.1
Commercial and service industry machinery mfg.....	333310		1.4	-0.1	0.3	0.0	0.0	0.1
Primary products.....		333310-P	1.4	-0.1	0.3	0.0	0.0	0.1
Optical instruments and lenses (incl. parts).....		333310-4	1.9	0.0	1.5	-0.1	0.0	0.2
Sighting, tracking, and fire-control equipment, optical type.....		333310-41	-1.4	0.0	0.7	0.0	0.0	0.4
All other miscellaneous optical instruments and lenses (incl. binoculars and astronomical).....		333310-43	3.1	0.0	1.7	-0.1	-0.1	0.1
Commercial cooking and food warming equipment (incl. parts).....		333310-5	-0.3	-0.6	0.0	0.0	0.0	0.1
Other commercial and service industry machinery.....		333310-9	1.5	0.0	0.2	0.0	0.0	0.0
Commercial laundry and drycleaning machinery (incl. parts).....		333310-93	1.0	0.0	0.0	0.0	0.0	0.0
Commercial and industrial floor and carpet cleaning machines, ex. vacuum cleaners.....		333310-95	4.3	0.0	0.0	0.0	0.0	0.0
Electronic teaching machines, teaching aids, etc., (incl. kits).....		333310-97	0.0	0.0	0.0	0.0	0.0	0.0
All other parts and attachments for service industry equipment.....		333310-98	6.2	0.0	3.6	0.0	0.0	0.0
Other service industry equipment.....		333310-99	1.8	-0.1	0.2	0.0	0.0	0.0
Secondary products and miscellaneous receipts.....		333310-SM						
Miscellaneous receipts.....		333310-M	1.1	-0.3	0.0	0.2	0.0	0.0
Secondary products.....		333310-S	4.3	0.2	0.0	0.0	2.4	0.5
HVAC and commercial refrigeration equipment.....	3334		2.1	-0.2	1.0	0.2	-0.3	-0.1
HVAC and commercial refrigeration equipment.....	33341		2.1	-0.2	1.0	0.2	-0.3	-0.1
Fan, blower, air purification equipment mfg.....	333413		0.6	0.0	0.6	0.0	-0.4	0.0
Primary products.....		333413-P	1.2	0.1	0.6	0.0	0.0	0.0
Air purification equipment.....		333413-1	-0.2	0.0	0.0	0.0	-0.1	0.0
Dust collection and other air purification equipment for industrial gas cleaning systems.....		333413-11	0.0	0.0	0.0	0.0	0.0	0.0
Dust collection and other air purification equipment for cleaning incoming air.....		333413-13	-0.3	0.0	0.0	0.0	-0.1	0.0
Air filters for air-conditioners and furnaces, etc. of 2400 CFM or less, except parts.....		333413-131	1.1	0.0	0.0	0.0	0.0	0.0
Other dust collection and air purification equipment, except parts.....		333413-132	0.3	0.1	0.0	0.0	0.0	0.0
Parts for dust collection and air purification equipment.....		333413-133	-4.0	0.0	0.0	0.0	-0.4	0.0
Industrial and commercial fans and blowers.....		333413-2	2.9	0.2	1.3	0.0	0.0	0.0
Centrifugal blower filter units, and classes I-IV centrifugal fans, except parts.....		333413-22	1.5	0.4	0.0	0.0	0.0	0.0
Other centrifugal fans and blowers, except parts.....		333413-23	3.5	0.2	1.8	0.0	0.0	0.0
Parts and accessories for fans and blowers.....		333413-29	6.6	0.1	0.0	0.0	0.0	0.1
Secondary products and miscellaneous receipts.....		333413-SM						
Secondary products.....		333413-S	-7.3	-8.0	0.0	0.0	0.0	0.0
Heating equipment (except warm air furnaces) mfg.....	333414		2.5	0.2	0.1	1.1	0.2	0.1
Primary products.....		333414-P	2.5	0.2	0.1	1.0	0.2	0.1
Other heating equipment, except electric (incl. parts for nonelectric equipment & oil burners).....		333414-D	2.9	0.4	0.2	0.4	0.3	0.1
Cast iron heating boilers, radiators, and convectors (except parts).....		333414-1	5.2	-	-	-	-	0.2
Domestic heating stoves (except electric and parts).....		333414-3	2.0	0.0	0.0	0.0	0.0	0.0
Floor and wall furnaces, unit heaters, infrared heaters, and mechanical stokers.....		333414-7	0.4	0.0	0.0	0.0	0.2	0.0
Secondary products and miscellaneous receipts.....		333414-SM						
Miscellaneous receipts.....		333414-M	-	-	-	-	-	0.0
Secondary products.....		333414-S	0.8	0.0	0.0	0.0	0.1	0.0

See footnotes at end of table.

Table 12. Producer price index percentage changes for the net output of selected industries and their products, not seasonally adjusted — Continued
 [July 2024]

Title ¹	Industry code	Product code	Unadjusted 12-month percent change ²	Unadjusted 1-month percent change ²				
				July 2023 to July 2024 ^P	Feb. to Mar.	Mar. to Apr. ^P	Apr. to May ^P	May to June ^P
Air-conditioning, refrigeration, and forced air heating equipment mfg.	333415		2.3	-0.3	1.2	0.1	-0.3	-0.1
Primary products.....		333415-P	2.2	-0.2	1.1	0.1	-0.3	-0.1
Warm air furnaces, including duct furnaces and humidifiers, and electric comfort heating.....		333415-C	1.7	1.4	0.0	-1.1	-0.7	-0.4
Parts and accessories for air conditioning and heat transfer equipment.....		333415-D	1.8	0.2	0.0	0.0	0.0	0.0
Unitary air-conditioners, except air source heat pumps.....		333415-E	3.8	-2.2	3.1	0.2	-0.6	0.3
Heat pumps.....		333415-H	0.8	2.0	0.4	3.5	-2.9	-2.9
Heat transfer equipment (except elec dehumidifiers), mechanically refrigerated, self-contained.....		333415-2	1.2	-0.3	0.7	0.0	0.2	-0.5
Commercial refrigerators and related equipment.....		333415-3	1.3	0.0	0.5	0.3	0.0	0.0
Refrigeration condensing units, all refrigerants, except ammonia (complete).....		333415-5	0.7	0.0	0.0	0.0	0.0	0.0
All other miscellaneous refrigeration and air-conditioning equipment.....		333415-9	4.0	2.6	0.0	0.0	0.0	0.0
Secondary products and miscellaneous receipts.....		333415-SM						
Miscellaneous receipts.....		333415-M	1.0	0.1	0.1	0.1	0.0	0.0
Metalworking machinery manufacturing.....	3335		4.5	0.1	0.5	0.2	0.1	0.3
Metalworking machinery manufacturing.....	33351		4.5	0.1	0.5	0.2	0.1	0.3
Industrial mold mfg.....	333511		6.0	0.0	0.0	0.0	0.0	0.0
Primary products.....		333511-P	6.6	0.1	0.0	0.0	0.0	0.0
Industrial molds and mold boxes.....		333511-0	6.6	0.1	0.0	0.0	0.0	0.0
Industrial injection-type molds made of metal for plastics.....		333511-05	-	0.0	0.0	0.0	-	-
Other industrial molds and mold boxes.....		333511-06	9.1	0.1	0.1	0.1	0.0	0.0
Secondary products and miscellaneous receipts.....		333511-SM						
Special tool, die, jig, and fixture mfg.....	333514		5.7	0.0	0.3	0.5	0.2	0.9
Primary products.....		333514-P	4.6	0.0	0.3	0.3	0.0	0.9
Special dies, tools, jigs, and fixtures.....		333514-0	4.6	0.0	0.3	0.3	0.0	0.9
Jigs and fixtures, including parts.....		333514-0A	2.1	0.0	0.2	0.0	0.0	0.3
Metalworking die and die sets.....		333514-0B	2.8	0.0	0.0	0.0	0.0	1.8
Standard punches, industrial prototypes, die parts & other special tooling for dies.....		333514-0C	7.8	0.0	0.5	0.6	0.0	0.9
Secondary products and miscellaneous receipts.....		333514-SM						
Miscellaneous receipts.....		333514-M	3.3	0.0	0.4	2.9	0.0	0.0
Secondary products.....		333514-S	18.4	0.0	0.0	0.0	2.4	1.7
Cutting tool and machine tool accessory mfg.....	333515		4.9	0.2	2.6	0.0	0.1	0.0
Primary products.....		333515-P	5.0	0.1	2.8	0.0	0.1	0.0
Cutting tools for machine tools and metalworking machinery.....		333515-4	5.3	0.1	3.3	0.0	0.1	0.0
Other cutting tools for machine tools, excluding tips and blanks.....		333515-41	7.1	0.0	5.0	0.0	0.1	0.0
End mills and milling cutters.....		333515-44	1.5	0.9	-0.4	0.0	0.1	-0.2
Threading tools, including blanks, tips and inserts.....		333515-45	1.0	0.0	0.0	0.0	0.0	0.0
Carbon and high-speed steel shank, solid, tipped carbide twist drills for machine tools.....		333515-48	2.0	0.0	0.0	0.0	0.0	0.0
Taps, carbide indexable, and throwaway inserts for machine tools.....		333515-49	2.8	0.0	0.0	0.0	0.0	0.0
Other attachments and accessories for machine tools and metalworking machinery.....		333515-5	3.0	0.0	0.0	0.0	0.1	0.0
Secondary products and miscellaneous receipts.....		333515-SM						
Secondary products.....		333515-S	8.9	4.9	0.0	0.0	0.6	0.0
Machine tool mfg.....	333517		2.6	0.0	0.0	0.2	0.0	0.0
Primary products.....		333517-P	2.0	0.0	0.0	0.2	0.0	0.0
Metal cutting machine tools.....		333517-2	0.5	0.0	0.0	0.2	0.0	0.0
Parts for metal cutting machine tools (sold separately) & rebuilt machine tools.....		333517-26	2.4	0.0	0.0	1.7	0.0	0.0
Metal machining centers (multifunction numerically controlled machines).....		333517-27	0.0	0.0	0.0	0.0	0.0	0.0
Other metal cutting machine tools.....		333517-2B	0.5	0.0	0.0	0.1	0.0	0.0
Metal forming machine tools.....		333517-3	8.7	0.0	0.0	0.0	0.0	0.0
Metal punching and shearing (power & manual), and bending and forming machines (power only).....		333517-31	0.2	0.0	0.0	0.0	0.0	0.0
Parts for metal forming machine tools (sold separately) and rebuilt metal forming machine tools.....		333517-37	0.0	0.0	0.0	0.0	0.0	0.0
Secondary products and miscellaneous receipts.....		333517-SM						
Miscellaneous receipts.....		333517-M	-0.3	0.0	0.0	0.9	0.2	0.0
Secondary products.....		333517-S	21.6	0.0	0.1	0.0	0.0	0.0
Rolling mill and other metalworking machinery mfg.....	333519		2.5	0.3	0.1	0.0	0.4	0.0
Primary products.....		333519-P	2.6	0.3	0.1	0.0	0.4	0.0
Rolling mill and other metalworking machinery, including assembly machines.....		333519-0	2.6	0.3	0.1	0.0	0.4	0.0
Secondary products and miscellaneous receipts.....		333519-SM						
Miscellaneous receipts.....		333519-M	1.4	0.0	0.5	0.0	1.2	0.0
Turbine and power transmission equipment mfg.....	3336		3.9	0.2	0.4	0.1	0.2	0.4

See footnotes at end of table.

Table 12. Producer price index percentage changes for the net output of selected industries and their products, not seasonally adjusted — Continued
 [July 2024]

Title ¹	Industry code	Product code	Unadjusted 12-month percent change ²	Unadjusted 1-month percent change ²				
				July 2023 to July 2024 ^P	Feb. to Mar.	Mar. to Apr. ^P	Apr. to May ^P	May to June ^P
Turbine and power transmission equipment mfg.	33361		3.9	0.2	0.4	0.1	0.2	0.4
Turbine and turbine generator set units mfg.	333611		5.5	0.2	0.6	0.3	0.4	0.5
Primary products.		333611-P	5.2	0.2	0.5	0.3	0.4	0.5
Turbines and turbine generator sets.		333611-0	5.2	0.2	0.5	0.3	0.4	0.5
Steam, gas, and other turbines and turbine generators.		333611-05	5.6	-0.4	0.9	0.4	0.4	0.7
Parts & accessories for turbines, turbine generators, and turbine generator sets.		333611-07	0.0	0.0	0.0	0.0	0.0	0.0
Speed changer, drive, and gear mfg.	333612		4.4	0.8	0.0	0.4	0.8	2.4
Primary products.		333612-P	4.4	0.7	0.0	0.4	0.8	2.4
Gears, pinions, racks, and worms, sold separately.		333612-3	4.3	0.5	0.0	0.0	0.0	3.8
Speed changers, industrial high speed drives, and parts other than loose gearing.		333612-7	4.5	1.0	0.0	0.8	1.6	1.1
Secondary products and miscellaneous receipts.		333612-SM						
Mechanical power transmission equipment mfg.	333613		5.2	0.5	0.0	0.1	0.1	0.5
Primary products.		333613-P	5.4	0.5	0.0	0.1	0.1	0.4
Mechanical power transmission equipment, except speed changers, drives, & gears.		333613-3	6.0	0.6	0.0	0.1	0.1	0.5
Secondary products and miscellaneous receipts.		333613-SM						
Other engine equipment mfg.	333618		2.8	0.0	0.4	0.0	0.0	0.1
Primary products.		333618-P	2.8	0.0	0.4	0.0	0.0	0.1
Parts & accessories for internal combustion engines, ex. aircraft & gasoline automotive engines.		333618-F	2.8	0.0	1.6	0.0	0.0	0.0
Diesel, semidiesel, and dual-fuel engines (except automotive).		333618-3	2.8	0.0	0.0	0.0	0.0	0.0
Diesel, semidiesel, and dual-fuel engines for automobiles, trucks, and buses.		333618-5	3.4	0.0	0.2	0.0	0.0	0.0
Secondary products and miscellaneous receipts.		333618-SM						
Other general purpose machinery manufacturing.	3339		3.6	0.3	0.6	0.3	0.0	0.2
Pump and compressor manufacturing.	33391		3.7	0.7	0.3	0.4	0.0	0.6
Air and gas compressor mfg.	333912		4.1	0.7	0.1	1.1	-0.1	0.1
Primary products.		333912-P	4.0	0.7	0.1	1.1	-0.1	0.1
Air and gas compressors and vacuum pumps.		333912-1	3.3	0.9	0.1	0.4	0.0	0.1
Parts & attachments for air & gas compressors, ex. refrigeration, ice making, & a/c.		333912-6	1.0	0.4	0.0	0.0	-1.2	0.0
Secondary products and miscellaneous receipts.		333912-SM						
Miscellaneous receipts.		333912-M	4.9	0.0	0.0	0.0	0.0	0.0
Measuring, dispensing, and other pumping equipment mfg.	333914		3.5	0.8	0.3	0.0	0.0	0.9
Primary products.		333914-P	3.6	0.8	0.3	0.0	0.0	0.9
Pumps and pumping equipment, excluding measuring and dispensing pumps.		333914-1	3.7	0.8	0.4	0.0	0.0	0.9
Pumps and pumping equipment, complete, excluding measuring and dispensing pumps.		333914-11	3.9	1.0	0.3	0.0	0.0	1.0
Domestic water systems.		333914-111	2.3	0.0	0.0	0.0	0.0	0.0
Oil-well and oil-field pumps, except boiler feed.		333914-113	0.9	0.0	0.0	0.0	0.0	0.0
Industrial pumps, excluding hydraulic fluid power pumps, automatic circulating pumps, etc.		333914-114	4.1	1.3	0.3	0.0	0.0	1.4
Other pumps, except automotive circulating pumps, and measuring and dispensing pumps.		333914-115	3.9	0.0	0.0	0.0	0.0	0.0
Parts and attachments for pumps and pumping equipment, excluding measuring and dispensing.		333914-15	2.0	0.0	1.0	0.0	0.0	0.0
Secondary products and miscellaneous receipts.		333914-SM						
Miscellaneous receipts.		333914-M	2.4	0.0	0.2	0.0	0.2	0.0
Secondary products.		333914-S	1.7	0.0	0.3	0.0	0.0	1.4
Material handling equipment manufacturing.	33392		3.2	0.0	1.2	0.1	0.1	0.0
Elevator and moving stairway mfg.	333921		1.4	0.1	0.0	-0.1	0.0	0.0
Primary products.		333921-P	1.5	0.1	0.0	-0.1	0.0	0.0
Elevators and moving stairways.		333921-1	1.9	0.1	0.0	0.0	0.0	0.0
Parts and attachments for elevators and moving stairways (sold separately).		333921-3	-0.9	-0.1	0.0	-0.4	-0.2	0.0
Secondary products and miscellaneous receipts.		333921-SM						
Conveyor and conveying equipment mfg.	333922		8.0	-0.2	3.6	0.4	0.3	0.1
Primary products.		333922-P	7.9	-0.2	3.6	0.3	0.3	0.1
Unit handling conveyors and conveying systems.		333922-1	8.8	-0.1	7.2	-0.1	0.3	0.1
Unit handling gravity and trolley conveyors and conveying systems.		333922-12	13.8	0.0	11.3	0.0	0.5	0.0
Unit handling tow, belt, roller, pneumatic, portable, carousel, and other nonbelt conveyors.		333922-14	1.0	-0.3	1.0	-0.2	0.0	0.2
Parts and accessories for unit handling conveyors and conveying systems, sold separately.		333922-7	2.2	0.0	1.8	0.2	0.0	0.0
Bulk material handling conveyors and conveying systems.		333922-8	9.4	0.0	0.2	0.7	0.0	0.2

See footnotes at end of table.

Table 12. Producer price index percentage changes for the net output of selected industries and their products, not seasonally adjusted — Continued
 [July 2024]

Title ¹	Industry code	Product code	Unadjusted 12-month percent change ²	Unadjusted 1-month percent change ²				
				July 2023 to July 2024 ^P	Feb. to Mar.	Mar. to Apr. ^P	Apr. to May ^P	May to June ^P
Conveyor and conveying equipment mfg - Continued								
Parts and accessories for bulk material handling conveyors and conveying systems.....		333922-9	3.0	-0.9	0.0	0.6	1.3	0.0
Secondary products and miscellaneous receipts.....		333922-SM						
Miscellaneous receipts.....		333922-M	12.5	0.0	3.0	7.5	0.0	0.5
Secondary products.....		333922-S	13.2	0.0	10.8	0.0	0.0	0.0
Overhead cranes, hoists and monorail systems mfg.....	333923		1.1	0.0	0.2	-0.1	0.0	0.1
Primary products.....		333923-P	1.2	0.0	0.2	-0.1	0.0	0.0
Hoists and parts and attachments for hoists (sold separately).....		333923-1	2.9	0.9	1.0	0.0	0.0	0.1
Overhead traveling cranes and monorail systems, including parts and attachments sold separately.....		333923-3	1.9	1.5	0.0	-0.6	0.0	0.0
Winches, aerial work platforms, and automotive wrecker hoists, including parts and attachments.....		333923-7	0.4	-0.7	0.0	0.0	0.0	0.0
Secondary products and miscellaneous receipts.....		333923-SM						
Secondary products.....		333923-S	-3.1	-1.4	0.2	0.0	0.0	0.0
Industrial truck, trailer, and stacker mfg.....	333924		0.5	0.0	0.0	0.0	0.0	0.0
Primary products.....		333924-P	0.5	0.0	0.0	0.0	0.0	0.0
Industrial trucks, tractors, mobile straddle carriers & cranes, & automatic stacking machines.....		333924-2	0.2	0.0	0.0	0.0	-0.1	0.0
Work trucks with lifting & handling equipment, operator riding, electric, self-propelled.....		333924-21	3.6	0.0	0.0	0.0	0.0	-0.2
Work trucks, not fitted with lifting and handling equipment.....		333924-25	-0.8	0.1	0.0	0.0	-0.1	0.0
Bulk powered material moving equipment, dock boards and metal pallets and skids.....		333924-26	-1.3	0.0	0.1	0.0	0.0	0.0
Other work trucks with lifting & handling equipment, non-riding electric or any non-electric.....		333924-27	0.2	0.0	0.0	0.0	-0.1	0.0
Parts and attachments for industrial trucks and tractors (sold separately).....		333924-3	1.9	0.0	0.0	0.0	0.0	0.0
Secondary products and miscellaneous receipts.....		333924-SM						
Secondary products.....		333924-S	-4.6	0.0	0.5	0.0	0.0	0.0
All other general purpose machinery mfg.....	33399		3.8	0.4	0.3	0.5	0.0	0.0
Power-driven handtool mfg.....	333991		2.8	0.0	0.0	3.3	0.1	0.1
Primary products.....		333991-P	2.8	0.0	0.0	3.4	0.0	0.1
Power-driven handtools, pneumatic, hydraulic, and powder-actuated.....		333991-6	3.3	0.0	0.0	3.9	0.0	0.1
Power-driven handtools, electric (except battery powered), including parts.....		333991-9	2.3	0.0	0.0	2.4	0.0	0.0
Secondary products and miscellaneous receipts.....		333991-SM						
Welding and soldering equipment mfg.....	333992		3.5	1.6	0.0	0.0	0.3	0.0
Primary products.....		333992-P	3.5	1.6	0.0	0.0	0.3	0.0
Other welding equipment, components, and accessories (excluding arc, resistance, and gas).....		333992-A	0.2	0.2	0.0	0.0	0.0	0.0
Arc welding machines, components, and accessories, excluding electrodes and stud welding equip.....		333992-1	4.2	2.4	0.0	0.0	0.0	0.0
Resistance welders, components, accessories, and electrodes.....		333992-7	5.4	0.0	0.0	0.0	3.2	0.0
Gas welding and cutting equipment, parts, attachments, and accessories.....		333992-9	2.4	0.1	0.0	-0.5	0.0	0.0
Secondary products and miscellaneous receipts.....		333992-SM						
Miscellaneous receipts.....		333992-M	-2.9	0.4	0.0	-2.2	0.0	0.0
Packaging machinery mfg.....	333993		3.9	0.6	0.5	0.0	0.0	0.0
Primary products.....		333993-P	4.1	0.7	0.5	0.0	0.0	0.0
Packing, packaging, and bottling machinery, excluding parts.....		333993-1	3.6	0.6	0.5	0.0	0.0	0.0
Parts for packing, packaging, and bottling machinery.....		333993-5	5.4	0.8	0.5	0.0	0.0	0.0
Secondary products and miscellaneous receipts.....		333993-SM						
Industrial process furnace and oven mfg.....	333994		3.8	0.1	0.5	1.7	0.1	0.0
Primary products.....		333994-P	4.2	0.1	0.3	2.3	0.0	0.0
Industrial process furnaces & ovens, & industrial electrical heating equipment.....		333994-0	4.2	0.1	0.3	2.3	0.0	0.0
Industrial process furnaces & ovens, & industrial electrical heating equipment, except parts.....		333994-0A	3.2	0.1	0.8	0.6	0.1	0.0
Parts and attachments for industrial process furnaces and ovens.....		333994-0B	7.1	0.1	-1.0	7.1	0.0	0.0
Secondary products and miscellaneous receipts.....		333994-SM						
Miscellaneous receipts.....		333994-M	1.8	0.1	0.0	1.3	0.1	0.0
Fluid power cylinder and actuator mfg.....	333995		3.9	-0.1	0.0	0.9	0.0	0.0
Primary products.....		333995-P	4.3	-0.2	0.0	1.1	0.0	0.0
Nonaerospace-type hydraulic & all aerospace fluid power cylinders & actuators, linear & rotary.....		333995-2	4.1	0.0	0.0	0.2	0.0	0.0
Parts for hydraulic & pneumatic fluid power cylinders & actuators, incl accumulators & cushions.....		333995-8	5.9	-0.6	0.0	3.6	0.0	0.0
Secondary products and miscellaneous receipts.....		333995-SM						
Secondary products.....		333995-S	-	0.0	0.2	0.0	0.0	0.0

See footnotes at end of table.

Table 12. Producer price index percentage changes for the net output of selected industries and their products, not seasonally adjusted — Continued
 [July 2024]

Title ¹	Industry code	Product code	Unadjusted 12-month percent change ²	Unadjusted 1-month percent change ²				
				July 2023 to July 2024 ^P	Feb. to Mar.	Mar. to Apr. ^P	Apr. to May ^P	May to June ^P
Fluid power pump and motor mfg.	333996		3.0	-0.3	1.1	0.0	0.1	0.0
Primary products.....		333996-P	3.0	-0.3	1.2	0.0	0.1	0.0
Fluid power pumps and motors, including parts.....		333996-0	3.0	-0.3	1.2	0.0	0.1	0.0
Secondary products and miscellaneous receipts.....		333996-SM						
All other miscellaneous general purpose machinery mfg.	333998		4.3	0.3	0.2	0.0	0.0	0.1
Primary products.....		333998-P	4.3	0.4	0.2	0.0	-0.1	0.1
Scale and balance mfg.....		333998-7	1.0	0.0	0.0	0.0	0.0	0.1
Retail, commercial, household, and mailing scales and balances.....		333998-74	3.6	0.9	0.0	0.0	0.0	0.3
Parts, attachments, and accessories for scales and balances.....		333998-76	2.3	0.0	0.0	0.1	0.0	0.4
Vehicle and industrial scales.....		333998-77	0.5	0.0	0.0	0.0	0.0	0.0
Motor truck and railroad track scales.....		333998-771	0.2	0.0	0.0	0.0	0.0	0.0
Industrial scales (including automatic checkweigher and bulkweigher scales).....		333998-772	1.1	0.0	0.0	0.0	0.0	0.1
All other miscellaneous general purpose machinery mfg.....		333998-9	4.5	0.4	0.2	0.0	-0.1	0.1
Filters and strainers, except fluid power.....		333998-91	2.5	0.4	-0.3	-0.1	0.3	-0.3
Industrial filters and strainers and reusable media, except fluid power.....		333998-911	1.6	0.0	-0.4	-0.1	0.4	-0.4
Nonreusable media for filters and strainers, except fluid power.....		333998-912	7.0	1.2	0.0	0.0	0.0	0.0
Parts and accessories for filters and strainers, except fluid power.....		333998-913	-	2.8	0.0	0.0	0.2	-
All other miscellaneous general industrial machinery.....		333998-97	3.3	0.4	0.4	0.0	-0.2	0.2
Secondary products and miscellaneous receipts.....		333998-SM						
Miscellaneous receipts.....		333998-M	5.3	0.0	0.7	0.0	0.7	0.0
Secondary products.....		333998-S	1.9	0.0	0.0	0.0	0.0	0.0
Computer & electronic product mfg.	334		2.5	0.2	0.3	0.0	-0.2	0.0
Computer & peripheral equipment mfg.	3341		-0.3	-0.2	0.4	-0.7	-0.1	-1.6
Computer & peripheral equipment mfg.	33411		-0.3	-0.2	0.4	-0.7	-0.1	-1.6
Electronic computer mfg.	334111		-0.7	-0.4	0.9	-1.1	0.2	-3.7
Primary products.....		334111-P	-0.8	-0.4	1.1	-1.2	0.2	-4.2
Host computers, multiusers (mainframes, medium-scale systems, UNIX and PC servers).....		334111-5	-1.1	-0.4	1.2	-1.4	0.2	-5.1
Single user computers, microprocessor based, general purpose.....		334111-7	0.6	-0.4	0.5	-0.2	0.1	0.0
Portable computers, laptops, tablets and other single user computers.....		334111-72	-1.7	-1.1	0.0	-0.4	0.1	-0.1
Personal computers and workstations (excluding portable computers).....		334111-73	1.6	-0.1	0.6	0.0	0.1	0.1
Secondary products and miscellaneous receipts.....		334111-SM						
Computer storage device mfg.	334112		-0.5	0.0	0.0	-1.2	-0.6	0.0
Primary products.....		334112-P	-0.5	0.0	0.0	-1.2	-0.6	0.0
Computer storage devices (except parts, attachments and accessories).....		334112-1	-0.5	0.0	0.0	-1.2	-0.6	0.0
Secondary products and miscellaneous receipts.....		334112-SM						
Computer terminal and other computer peripheral equipment mfg.	334118		0.6	0.0	0.1	0.1	0.0	0.0
Primary products.....		334118-P	0.5	0.0	0.1	0.0	0.0	0.0
Computer terminals (including POS and funds-transfer devices) and other computer peripherals.....		334118-D	0.2	0.0	0.1	0.0	0.0	0.0
Secondary products and miscellaneous receipts.....		334118-SM						
Miscellaneous receipts.....		334118-M	-	-	-	-	0.0	0.0
Secondary products.....		334118-S	3.9	0.0	0.0	3.1	0.0	0.0
Communications equipment mfg.	3342		2.5	0.0	0.0	0.1	0.2	0.3
Telephone apparatus mfg.	33421		0.5	0.0	0.0	0.1	0.0	0.0
Telephone apparatus mfg.	334210		0.5	0.0	0.0	0.1	0.0	0.0
Primary products.....		334210-P	0.5	0.0	0.0	0.1	0.0	0.0
Telephone and wireline data networking equipment.....		334210-0	0.5	0.0	0.0	0.1	0.0	0.0
Secondary products and miscellaneous receipts.....		334210-SM						
Radio/TV broadcast & wireless comm equip mfg.	33422		2.4	0.0	0.0	0.0	0.0	0.0
Broadcast and wireless communications equipment mfg.	334220		2.4	0.0	0.0	0.0	0.0	0.0
Primary products.....		334220-P	2.3	0.0	0.0	0.0	0.0	0.0
Broadcast, studio, and related electronic equipment.....		334220-2	-	-0.3	0.2	0.0	-	-
Radio station equipment.....		334220-5	4.4	0.0	-1.0	0.4	0.2	0.0
Other broadcast and wireless communications systems and equipment.....		334220-9	2.1	0.0	0.1	0.0	0.0	0.0
Secondary products and miscellaneous receipts.....		334220-SM						
Other communications equipment mfg.	33429		5.2	0.2	0.0	0.3	1.3	1.9
Other communications equipment mfg.	334290		5.2	0.2	0.0	0.3	1.3	1.9
Primary products.....		334290-P	5.7	0.2	0.0	0.4	1.5	2.1
Alarm systems, including electric sirens and horns.....		334290-1	-	0.1	0.0	0.0	0.0	-

See footnotes at end of table.

Table 12. Producer price index percentage changes for the net output of selected industries and their products, not seasonally adjusted — Continued
 [July 2024]

Title ¹	Industry code	Product code	Unadjusted 12-month percent change ²	Unadjusted 1-month percent change ²				
				July 2023 to July 2024 ^P	Feb. to Mar.	Mar. to Apr. ^P	Apr. to May ^P	May to June ^P
Other communications equipment mfg - Continued								
Intercommunications systems, incl inductive paging systems, excl telephone & telegraph.....		334290-3	5.1	0.0	0.0	0.0	4.6	0.0
Secondary products and miscellaneous receipts.....		334290-SM						
Secondary products.....		334290-S	-	0.3	0.0	0.0	1.8	-
Audio & video equipment mfg.....	3343		2.2	2.5	0.0	-0.4	0.0	0.0
Audio and video equipment mfg.....	33431		2.2	2.5	0.0	-0.4	0.0	0.0
Audio and video equipment mfg.....	334310		2.2	2.5	0.0	-0.4	0.0	0.0
Primary products.....		334310-P	1.9	2.2	0.0	-0.5	0.0	0.0
Speakers and commercial sound equipment.....		334310-4	3.5	4.1	0.0	-0.9	0.0	0.0
Other consumer audio and video equipment.....		334310-5	0.0	0.0	0.0	0.0	0.0	0.0
Secondary products and miscellaneous receipts.....		334310-SM						
Miscellaneous receipts.....		334310-M	13.8	11.9	0.0	1.8	0.0	0.0
Semiconductor and other electronic component mfg.....	3344		1.3	0.1	0.3	-0.2	-0.9	0.0
Semiconductor and other electronic component mfg.....	33441		1.3	0.1	0.3	-0.2	-0.9	0.0
Bare printed circuit board mfg.....	334412		4.5	-0.1	0.0	0.0	0.0	0.0
Primary products.....		334412-P	3.2	-0.1	0.0	0.0	0.0	0.0
Bare printed circuit boards.....		334412-0	3.2	-0.1	0.0	0.0	0.0	0.0
Secondary products and miscellaneous receipts.....		334412-SM2						
Semiconductor and related device mfg.....	334413		-1.9	-0.1	0.6	-0.2	-1.9	-0.8
Primary products.....		334413-P	-1.8	-0.1	0.6	-0.2	-1.8	-0.8
Other semiconductor devices, incl. transistors, diodes, and semiconductor parts such as wafers.....		334413-A	4.2	0.0	1.0	0.1	0.0	0.0
Integrated circuit packages.....		334413-1	-	-0.2	0.3	-0.4	-	-
Secondary products and miscellaneous receipts.....		334413-SM						
Electronic connector mfg.....	334417		2.9	1.8	0.7	-0.5	0.2	0.0
Primary products.....		334417-P	2.9	1.9	0.8	-0.6	0.3	0.0
Electronic connectors, including parts.....		334417-0	2.9	1.9	0.8	-0.6	0.3	0.0
Secondary products and miscellaneous receipts.....		334417-SM						
Secondary products.....		334417-S1	0.9	0.0	0.0	0.0	0.0	0.0
Printed circuit assembly mfg.....	334418		2.7	0.1	-0.4	-0.4	-0.2	2.6
Primary products.....		334418-P	2.6	0.0	-0.5	-0.4	-0.2	2.8
Printed circuit assemblies, loaded boards, modules, and consumer external modems.....		334418-9	2.6	0.0	-0.5	-0.4	-0.2	2.8
Secondary products and miscellaneous receipts.....		334418-SM						
Other electronic component mfg.....	334419		5.6	0.0	0.0	0.0	-0.1	0.0
Primary products.....		334419-P	2.7	0.0	0.0	0.0	0.4	0.0
Other electronic components.....		334419-0	2.7	0.0	0.0	0.0	0.4	0.0
Secondary products and miscellaneous receipts.....		334419-SM						
Secondary products.....		334419-S	2.6	0.0	0.0	2.3	0.1	0.0
Capacitor, resistor, coil, transformer, and other inductor mfg.....	33441K		5.6	0.0	0.1	0.0	0.0	0.3
Primary products.....		33441K-P	5.6	0.0	0.0	0.0	0.0	0.3
Capacitors for electronic circuitry.....		33441K-4	2.3	0.0	0.0	0.0	0.0	0.0
Electronic coils, transformers, and other inductors.....		33441K-6	5.8	0.0	0.0	0.0	0.1	0.7
Secondary products and miscellaneous receipts.....		33441K-SM						
Nav/measuring/medical/control instruments mfg.....	3345		3.4	0.2	0.3	0.1	0.0	0.1
Nav/measuring/medical/control instruments mfg.....	33451		3.4	0.2	0.3	0.1	0.0	0.1
Electromedical apparatus mfg.....	334510		0.7	0.0	0.0	0.0	0.0	0.1
Primary products.....		334510-P	0.6	0.0	0.0	0.0	0.0	0.1
Electromedical equipment, excluding ionizing radiation equipment.....		334510-2	0.7	0.0	0.0	0.0	0.0	0.1
Secondary products and miscellaneous receipts.....		334510-SM						
Miscellaneous receipts.....		334510-M	4.1	0.0	0.0	0.0	0.0	0.0
Search, detection, and navigation instruments.....	334511		5.5	0.3	0.6	0.0	0.0	0.0
Primary products.....		334511-P	5.3	0.3	0.5	0.0	0.0	0.0
Aeronautical, nautical & navigational instruments, not sending or receiving radio signals.....		334511-1	2.6	0.0	2.1	0.0	0.0	0.0
Search, detection, navigation, and guidance systems and equipment.....		334511-3	6.1	0.3	0.0	0.0	0.0	0.0
Secondary products and miscellaneous receipts.....		334511-SM						
Automatic environmental control mfg.....	334512		2.3	-0.2	0.0	0.3	0.6	1.7
Primary products.....		334512-P	2.4	-0.2	0.0	0.3	0.7	1.8

See footnotes at end of table.

Table 12. Producer price index percentage changes for the net output of selected industries and their products, not seasonally adjusted — Continued
 [July 2024]

Title ¹	Industry code	Product code	Unadjusted 12-month percent change ²	Unadjusted 1-month percent change ²				
				July 2023 to July 2024 ^P	Feb. to Mar.	Mar. to Apr. ^P	Apr. to May ^P	May to June ^P
Automatic environmental control mfg - Continued								
Automatic environmental controls for monitoring residential, commercial, and appliance use.....		334512-0	2.4	-0.2	0.0	0.3	0.7	1.8
Secondary products and miscellaneous receipts.....		334512-SM						
Miscellaneous receipts.....		334512-M	0.0	0.0	0.0	0.0	0.0	0.0
Industrial process variable instruments.....	334513		5.0	0.4	0.4	0.0	0.4	0.0
Primary products.....		334513-P	5.3	0.6	0.4	0.0	0.4	0.0
Process control instruments.....		334513-0	5.3	0.6	0.4	0.0	0.4	0.0
Secondary products and miscellaneous receipts.....		334513-SM						
Miscellaneous receipts.....		334513-M	-1.5	-3.8	0.0	0.0	0.0	0.0
Totalizing fluid meters and counting devices mfg.....	334514		0.4	0.3	0.2	0.7	0.2	0.2
Primary products.....		334514-P	0.1	0.3	0.2	0.8	0.1	0.2
Integrating and totalizing fluid meters, counting devices, and motor vehicle instruments.....		334514-0	0.1	0.3	0.2	0.8	0.1	0.2
Secondary products and miscellaneous receipts.....		334514-SM						
Secondary products.....		334514-S	2.1	0.0	0.7	0.8	0.5	0.0
Electricity and signal testing instruments mfg.....	334515		3.5	0.0	1.1	0.6	0.1	0.1
Primary products.....		334515-P	2.9	0.0	0.7	0.7	0.1	0.1
Test equipment for testing electrical, radio, and communication circuits, and motors.....		334515-4	2.9	0.0	0.7	0.7	0.1	0.1
Secondary products and miscellaneous receipts.....		334515-SM						
Analytical laboratory instrument mfg.....	334516		2.8	0.2	-0.1	0.1	-0.1	0.0
Primary products.....		334516-P	2.8	0.2	-0.1	0.1	-0.1	0.0
Analytical and scientific instruments, excluding optical.....		334516-0	2.8	0.2	-0.1	0.1	-0.1	0.0
Secondary products and miscellaneous receipts.....		334516-SM						
Irradiation apparatus mfg.....	334517		0.8	0.0	0.0	0.0	0.0	0.0
Primary products.....		334517-P	0.8	0.0	0.0	0.0	0.0	0.0
Irradiation (ionizing radiation) equipment.....		334517-0	0.8	0.0	0.0	0.0	0.0	0.0
Secondary products and miscellaneous receipts.....		334517-SM						
Other measuring and controlling device mfg.....	334519		3.2	0.8	-0.2	-0.1	0.0	0.0
Primary products.....		334519-P	3.0	0.8	-0.2	-0.1	0.0	0.0
Physical properties testing & inspection equipment and kinematic testing & measuring equipment.....		334519-4	1.5	0.0	0.0	0.0	0.0	0.0
Nuclear radiation detection and monitoring instruments.....		334519-5	2.4	0.0	0.0	0.0	0.0	0.0
Commercial, geophysical, meteorological, and general-purpose instruments and equipment.....		334519-7	4.7	0.0	-0.9	0.0	0.0	0.0
Secondary products and miscellaneous receipts.....		334519-SM						
Miscellaneous receipts.....		334519-M	5.9	0.0	0.0	0.2	0.0	-0.1
Manufacturing and reproducing magnetic and optical media.....	3346		0.7	0.0	0.4	0.4	0.0	-0.3
Manufacturing and reproducing magnetic and optical media.....	33461		0.7	0.0	0.4	0.4	0.0	-0.3
Manufacturing and reproducing magnetic and optical media.....	334610		0.7	0.0	0.4	0.4	0.0	-0.3
Primary products.....		334610-P	0.7	0.0	0.4	0.4	0.0	-0.3
Electrical equipment and appliance mfg.....	335		2.4	0.4	0.1	0.3	0.4	0.1
Electric lighting equipment mfg.....	3351		2.0	0.9	0.0	0.5	0.1	0.0
Electric lighting equipment mfg.....	33513		2.0	0.9	0.0	0.5	0.1	0.0
Residential electric lighting fixture mfg.....	335131		0.4	0.0	0.0	0.6	0.0	0.0
Primary products.....		335131-P	-0.1	0.0	0.0	0.2	0.0	0.0
Residential-type electric lighting fixtures (except portable), including parts and accessories.....		335131-1	-0.2	0.0	0.0	0.3	0.0	0.0
Secondary products and miscellaneous receipts.....		335131-SM						
Nonresidential electric lighting fixture mfg.....	335132		3.5	1.6	-0.1	0.9	0.2	0.0
Primary products.....		335132-P	3.2	1.1	-0.1	1.0	0.2	0.0
Commercial and institutional-type electric lighting fixtures, including parts and accessories.....		335132-1	3.8	1.3	-0.1	1.2	0.3	0.0
Industrial-type electric lighting fixtures, including parts and accessories.....		335132-5	0.1	0.0	0.0	0.0	0.0	0.0
Secondary products and miscellaneous receipts.....		335132-SM						
Other lighting equipment, including lamps and bulbs mfg.....	335139		0.6	0.4	0.0	0.0	0.0	0.0
Primary products.....		335139-P	0.6	0.4	0.0	0.0	0.0	0.0
Electric lamp bulb, tubes, and components.....		335139-1	0.5	0.0	0.0	0.0	0.0	0.0
Outdoor lighting equipment (including parts and accessories).....		335139-2	0.0	0.0	0.0	0.0	0.0	0.0
Secondary products and miscellaneous receipts.....		335139-SM						

See footnotes at end of table.

Table 12. Producer price index percentage changes for the net output of selected industries and their products, not seasonally adjusted — Continued
 [July 2024]

Title ¹	Industry code	Product code	Unadjusted 12-month percent change ²	Unadjusted 1-month percent change ²				
				July 2023 to July 2024 ^P	Feb. to Mar.	Mar. to Apr. ^P	Apr. to May ^P	May to June ^P
Household appliance mfg.	3352		0.9	0.6	0.2	0.1	-0.5	0.1
Small electrical appliance mfg.	33521		0.2	1.1	0.2	0.1	-0.1	0.0
Small electrical appliance mfg.	335210		0.2	1.1	0.2	0.1	-0.1	0.0
Primary products.		335210-P	0.1	1.0	0.2	0.1	-0.2	0.0
Parts and attachments for small electric household appliances, including fan parts.		335210-5	1.4	1.6	0.0	0.0	0.0	0.0
Household vacuum cleaners and other floor care machines (including parts and attachments).		335210-6	2.1	-0.3	0.8	0.2	-0.8	-0.2
Other small electric household appliances, including fans.		335210-7	-0.5	1.4	0.0	0.0	0.0	0.0
Secondary products and miscellaneous receipts.		335210-SM						
Secondary products.		335210-S	7.1	7.1	0.1	0.1	0.0	0.0
Major household appliance mfg.	33522		1.0	0.5	0.2	0.2	-0.6	0.1
Major household appliance mfg.	335220		1.0	0.5	0.2	0.2	-0.6	0.1
Primary products.		335220-P	0.8	0.3	0.1	0.2	-0.6	0.1
Household cooking appliances.		335220-1	1.1	0.7	-0.5	0.4	-1.6	0.1
Electric household ranges, ovens (including microwave), surface cooking units, and equipment.		335220-11	-0.2	0.6	-0.7	0.9	-3.5	1.1
Gas household ranges, ovens, surface cooking units, and equipment (incl. parts and accessories).		335220-13	2.4	0.9	-0.5	1.0	-1.5	0.2
Other household ranges and cooking equipment, including outdoor equipment.		335220-15	1.7	0.3	-0.2	-1.6	2.3	-1.9
Household refrigerators and home freezers.		335220-2	-0.6	-0.1	0.2	-0.2	0.1	0.1
Household refrigerators, including combination refrigerator-freezers.		335220-21	-0.7	-0.1	0.2	-0.2	0.1	0.0
Other major household appliances.		335220-8	2.0	0.2	0.8	0.3	0.2	0.0
Household water heaters, electric, for permanent installation.		335220-81	4.0	1.9	2.0	0.0	0.0	0.0
Household water heaters, excluding electric.		335220-83	3.3	1.4	1.7	0.0	0.0	0.0
Secondary products and miscellaneous receipts.		335220-SM						
Miscellaneous receipts.		335220-M	0.0	0.0	0.0	0.0	0.0	0.0
Electrical equipment mfg.	3353		5.5	0.8	0.1	0.3	1.0	0.3
Electrical equipment mfg.	33531		5.5	0.8	0.1	0.3	1.0	0.3
Electric power and specialty transformer mfg.	335311		3.0	0.5	-1.0	0.0	0.6	0.1
Primary products.		335311-P	3.0	0.4	-1.0	0.0	0.6	0.1
Secondary products and miscellaneous receipts.		335311-SM						
Motor and generator mfg.	335312		2.6	1.2	0.0	0.0	0.0	0.0
Primary products.		335312-P	2.5	1.2	0.0	0.0	0.0	0.0
Parts, supplies for motors, generators, generator sets, and other rotating equipment.		335312-C	7.1	4.4	0.0	0.0	0.0	0.0
Other motors and generators n.e.c.		335312-F	1.2	-0.6	0.0	0.0	0.0	0.0
Fractional horsepower motors (rated at less than 746 watts) (except hermetics). ...		335312-1	1.1	0.9	0.0	0.0	0.0	0.0
Integral horsepower motors & generators other than for land transport equipment (exc hermetics).		335312-3	2.5	2.5	0.0	0.0	0.0	0.0
Secondary products and miscellaneous receipts.		335312-SM						
Miscellaneous receipts.		335312-M	0.4	0.0	0.0	0.0	0.0	-0.1
Secondary products.		335312-S	8.4	4.0	0.1	0.4	0.7	0.4
Switchgear and switchboard apparatus mfg.	335313		8.6	0.9	0.2	0.9	1.3	0.7
Primary products.		335313-P	8.7	1.0	0.2	1.0	1.3	0.7
Switchgear, excluding ducts and relays.		335313-A	11.9	1.4	0.2	1.3	2.1	1.2
Low voltage panelboards and distribution boards, 1000 volts or less.		335313-3	3.7	0.0	0.0	1.1	0.5	0.0
Secondary products and miscellaneous receipts.		335313-SM						
Relay and industrial control mfg.	335314		5.8	0.3	0.7	0.0	1.7	0.3
Primary products.		335314-P	4.9	0.0	0.1	0.0	1.8	0.1
Specific-purpose industrial controls.		335314-C	3.0	0.0	0.1	0.0	2.3	0.3
General-purpose industrial controls.		335314-F	7.1	0.1	0.1	0.0	2.3	0.0
Parts for industrial controls and motor-control accessories.		335314-7	3.1	0.0	0.0	0.0	0.7	0.0
Secondary products and miscellaneous receipts.		335314-SM						
Miscellaneous receipts.		335314-M	17.8	4.3	8.6	0.0	0.0	2.8
Other electrical equipment & component mfg.	3359		0.9	-0.2	0.2	0.4	0.3	0.1
Storage battery mfg.	33591		-0.5	-0.2	-0.3	-0.1	0.1	0.0
Battery mfg.	335910		-0.5	-0.2	-0.3	-0.1	0.1	0.0
Primary products.		335910-P	-0.6	-0.1	-0.3	-0.1	0.1	-0.1
Storage batteries.		335910-1	-0.3	-0.1	-0.4	0.0	0.0	0.1
Storage batteries, lead acid type, BCI dimensional size group 8D or smaller. ...		335910-11	0.0	0.5	-0.6	0.0	0.0	0.2
Storage batteries, lead acid type, larger than BCI dimensional size group 8D. ...		335910-12	-2.1	-2.5	0.0	0.0	0.0	0.0

See footnotes at end of table.

Table 12. Producer price index percentage changes for the net output of selected industries and their products, not seasonally adjusted — Continued
 [July 2024]

Title ¹	Industry code	Product code	Unadjusted 12-month percent change ²	Unadjusted 1-month percent change ²				
				July 2023 to July 2024 ^P	Feb. to Mar.	Mar. to Apr. ^P	Apr. to May ^P	May to June ^P
Battery mfg - Continued								
Secondary products and miscellaneous receipts.....		335910-SM						
Secondary products.....		335910-S	1.5	0.0	0.0	0.0	0.0	0.0
Communication & energy wire & cable mfg.....	33592		1.9	-0.5	0.8	1.3	1.0	0.3
Fiber optic cable mfg.....	335921		-7.7	0.0	0.0	0.0	0.2	0.3
Primary products.....		335921-P	-7.7	0.0	0.0	0.0	0.1	0.4
Fiber optic cable, made from purchased fiber optic strand.....		335921-0	-7.7	0.0	0.0	0.0	0.1	0.4
Secondary products and miscellaneous receipts.....		335921-SM						
Other communication and energy wire mfg.....	335929		4.1	-0.6	1.0	1.5	1.2	0.3
Primary products.....		335929-P	4.5	-0.7	1.0	1.5	1.2	0.4
Electronic wire and cable, made of nonferrous metals (purchased wire).....		335929-A	9.6	0.3	0.2	1.8	1.4	0.0
Other insulated wire & cable, incl control & signal, made of nonferrous metals (purchased wire).....		335929-F	10.6	-0.6	0.3	0.7	1.9	1.7
Power wire and cable, made from nonferrous metals (purchased wire).....		335929-1	-2.9	-1.7	0.2	1.9	1.0	0.1
Secondary products and miscellaneous receipts.....		335929-SM						
Wiring device mfg.....	33593		0.6	-0.1	-0.1	0.3	-0.1	0.0
Current-carrying wiring device mfg.....	335931		2.3	0.0	0.1	0.4	0.1	0.0
Primary products.....		335931-P	2.2	0.0	0.1	0.4	0.1	0.0
Current-carrying wiring devices n.e.c.....		335931-A	0.8	-0.5	0.1	0.2	-0.5	0.3
Current-carrying switches for electrical circuitry (including vehicular switches).....		335931-1	0.6	0.0	0.4	-1.3	0.4	0.4
Current-carrying wire connectors for electrical circuitry.....		335931-9	8.9	1.5	-0.6	3.1	1.6	-1.6
Secondary products and miscellaneous receipts.....		335931-SM						
Secondary products.....		335931-S	1.0	0.0	0.0	0.0	0.0	0.2
Noncurrent-carrying wiring device mfg.....	335932		-1.4	-0.2	-0.3	0.2	-0.3	-0.1
Primary products.....		335932-P	-1.9	-0.2	-0.5	0.2	-0.3	-0.1
Noncurrent-carrying electrical conduit and conduit fittings, incl. plastic conduit & fittings.....		335932-4	-8.2	-0.4	-1.4	0.5	-0.3	-1.3
Other noncurrent-carrying wiring devices and supplies (boxes, covers, bar hangers, etc.).....		335932-6	8.7	-0.1	0.5	0.0	-0.6	2.0
Secondary products and miscellaneous receipts.....		335932-SM						
All other electrical equipment & component mfg.....	33599		1.2	0.0	0.3	0.0	0.2	0.0
Carbon and graphite product mfg.....	335991		5.3	0.0	1.1	0.0	-0.2	0.0
Primary products.....		335991-P	5.3	0.0	1.2	0.0	-0.2	0.0
Carbon and graphite products, including electrodes for electric arc furnaces.....		335991-0	5.3	0.0	1.2	0.0	-0.2	0.0
Secondary products and miscellaneous receipts.....		335991-SM						
Miscellaneous receipts.....		335991-M	-	0.0	-0.1	0.0	0.0	-
Miscellaneous electrical equipment mfg.....	335999		-0.1	0.0	0.0	0.0	0.3	0.0
Primary products.....		335999-P	-0.6	0.0	0.0	0.0	0.3	0.0
Rectifying apparatus.....		335999-3	4.0	0.0	0.0	0.0	0.0	0.0
All miscellaneous electrical equipment except rectifying apparatus.....		335999-4	-1.1	0.0	0.0	0.0	0.4	0.0
Secondary products and miscellaneous receipts.....		335999-SM						
Transportation equipment manufacturing.....	336		1.8	0.1	0.0	0.0	0.1	0.2
Motor vehicle manufacturing.....	3361		0.8	-0.1	-0.1	-0.2	-0.1	0.1
Automobile and light truck manufacturing.....	33611		0.7	-0.1	-0.1	-0.2	-0.1	0.2
Automobile, light truck and utility vehicle mfg.....	336110		0.7	-0.1	-0.1	-0.2	-0.1	0.2
Primary products.....		336110-P	0.7	-0.1	-0.1	-0.2	-0.1	0.2
Passenger cars and chassis.....		336110-1	-1.1	-0.2	0.0	0.0	0.0	0.0
Trucks, truck tractors, & bus chassis 14,000 lb or less, incl. minivans & suvs.....		336110-2	1.1	0.0	-0.2	-0.3	-0.1	0.2
Secondary products and miscellaneous receipts.....		336110-SM						
Heavy duty truck manufacturing.....	33612		1.1	0.0	0.0	0.1	0.0	0.0
Heavy duty truck mfg.....	336120		1.1	0.0	0.0	0.1	0.0	0.0
Primary products.....		336120-P	1.1	0.0	0.0	0.1	0.0	0.0
Trucks, truck tractors, and bus chassis (chassis of own manufacture) 14,001 to 33,000 lbs.....		336120-1	0.6	0.0	0.1	0.1	0.0	0.1
Secondary products and miscellaneous receipts.....		336120-SM						
Motor vehicle body and trailer manufacturing.....	3362		1.0	0.1	0.0	-0.1	0.0	0.6
Motor vehicle body and trailer manufacturing.....	33621		1.0	0.1	0.0	-0.1	0.0	0.6
Motor vehicle body mfg.....	336211		4.0	0.4	0.1	-0.3	0.0	1.3
Primary products.....		336211-P	4.1	0.2	0.1	-0.3	0.0	1.4
Other truck and vehicle bodies, sold separately.....		336211-5	4.6	0.4	0.2	-0.6	0.0	2.4

See footnotes at end of table.

Table 12. Producer price index percentage changes for the net output of selected industries and their products, not seasonally adjusted — Continued
 [July 2024]

Title ¹	Industry code	Product code	Unadjusted 12-month percent change ²	Unadjusted 1-month percent change ²				
				July 2023 to July 2024 ^P	Feb. to Mar.	Mar. to Apr. ^P	Apr. to May ^P	May to June ^P
Motor vehicle body mfg - Continued								
Dump truck bodies, for sale separately.....		336211-5A	—	0.0	1.3	0.0	0.1	—
All other truck and vehicle bodies, sold separately.....		336211-5B	3.6	0.5	0.0	-0.9	0.0	2.3
Buses and firefighting vehicles, complete, produced on purchased chassis.....		336211-7	1.1	0.1	0.0	0.2	0.2	0.0
Other trucks and vehicles, complete, produced on purchased chassis.....		336211-9	2.1	0.1	0.0	0.0	0.0	0.5
Other trucks and vehicles, complete, produced on purchased chassis, except upfitting trucks.....		336211-91	5.3	0.3	0.1	0.1	0.1	1.2
Secondary products and miscellaneous receipts.....		336211-SM						
Secondary products.....		336211-S	2.7	2.2	0.0	0.1	0.1	0.0
Truck trailer mfg.....	336212		-0.4	-0.1	-0.4	0.0	-0.1	0.4
Primary products.....		336212-P	-0.4	-0.1	-0.4	0.0	-0.1	0.4
Truck trailers and chassis, axle rating 10,000 lbs or more.....		336212-1	-0.5	-0.1	-0.4	-0.1	-0.1	0.4
Truck trailers and chassis, axle rating less than 10,000 lbs.....		336212-3	0.8	0.0	0.0	0.0	0.0	0.0
Secondary products and miscellaneous receipts.....		336212-SM						
Secondary products.....		336212-S1	5.9	0.0	0.0	0.0	0.6	0.1
Motor home mfg.....	336213		0.3	0.0	0.2	0.0	0.0	0.0
Primary products.....		336213-P	0.3	0.0	0.2	0.0	0.0	0.0
Motor homes built on purchased chassis.....		336213-0	0.3	0.0	0.2	0.0	0.0	0.0
Secondary products and miscellaneous receipts.....		336213-SM1						
Travel trailer and camper mfg.....	336214		-0.1	0.0	0.0	-0.1	0.1	0.2
Primary products.....		336214-P	0.1	0.0	0.0	-0.1	0.1	0.2
Travel trailers.....		336214-1	0.0	0.0	0.0	-0.2	0.1	0.3
Conventional travel trailers.....		336214-19	0.1	0.0	0.0	-0.1	0.1	0.4
Automobile and light truck trailers.....		336214-3	-0.8	0.0	0.0	0.0	0.1	0.0
Camping trailers, campers, pick-up covers, and parts.....		336214-5	1.8	0.0	0.0	0.0	0.0	0.0
Other parts and components, excluding appliances and furnishings.....		336214-53	2.2	0.0	0.0	0.0	0.0	0.0
Truck campers, caps, box covers, and fold-down camping trailers.....		336214-56	0.9	0.0	0.0	0.0	0.0	0.0
Secondary products and miscellaneous receipts.....		336214-SM						
Secondary products.....		336214-S	-0.5	0.0	0.0	0.0	0.1	0.0
Motor vehicle parts manufacturing.....	3363		1.1	0.2	0.1	-0.1	0.1	0.2
Motor vehicle gasoline engine and parts mfg.....	33631		0.3	0.8	0.0	0.0	0.0	0.0
Motor vehicle gasoline engine and engine parts mfg.....	336310		0.3	0.8	0.0	0.0	0.0	0.0
Primary products.....		336310-P	0.3	0.8	0.0	0.0	0.0	0.0
Gasoline engines and engine parts (excluding carburetors).....		336310-2	-0.2	0.9	0.0	0.0	-0.2	0.0
Carburetors, pistons, piston rings, and valves.....		336310-3	5.8	-0.1	0.0	0.0	1.8	0.0
Secondary products and miscellaneous receipts.....		336310-SM						
Miscellaneous receipts.....		336310-M1	0.0	0.0	0.0	0.0	0.0	0.0
Secondary products.....		336310-S	0.0	0.0	0.1	0.2	0.1	-0.1
Motor vehicle electric equipment.....	33632		1.2	0.0	0.1	0.0	0.1	0.0
Motor vehicle electrical and electronic equipment mfg.....	336320		1.2	0.0	0.1	0.0	0.1	0.0
Primary products.....		336320-P	1.3	0.0	0.3	0.0	0.0	0.0
Vehicular lighting equipment.....		336320-1	1.9	0.0	-0.1	0.0	0.1	-0.3
Other motor vehicle electrical and electronic equipment.....		336320-2	1.2	0.0	0.4	0.0	0.0	0.1
Battery charging alternators, generators, and regulators.....		336320-23	2.3	0.2	0.5	0.0	0.4	0.6
Parts for engine electrical and electronic equipment.....		336320-2A	6.2	0.0	6.1	0.0	0.0	0.0
All other miscellaneous non-engine electrical and electronic equipment.....		336320-2D	0.1	0.0	0.1	0.0	0.0	0.0
All other miscellaneous complete engine electrical equipment, including spark plugs.....		336320-2U	3.1	0.0	0.0	0.0	0.0	0.0
Secondary products and miscellaneous receipts.....		336320-SM						
Miscellaneous receipts.....		336320-M	3.0	-0.2	0.0	0.2	0.6	2.0
Secondary products.....		336320-S	—	0.0	0.0	0.0	0.0	—
Motor vehicle steering and suspension parts.....	33633		0.4	-0.1	0.7	-0.6	0.0	0.8
Motor vehicle steering and suspension components (except spring) manufacturing.....	336330		0.4	-0.1	0.7	-0.6	0.0	0.8
Primary products.....		336330-P	0.6	-0.1	0.7	-0.6	0.0	0.9
Motor vehicle steering and suspension components (excluding spring), new and rebuilt.....		336330-0	0.6	-0.1	0.7	-0.6	0.0	0.9
Secondary and miscellaneous receipts.....		336330-SM						
Motor vehicle brake system manufacturing.....	33634		0.8	0.3	-1.4	0.3	0.1	-0.7
Motor vehicle brake system mfg.....	336340		0.8	0.3	-1.4	0.3	0.1	-0.7
Primary products.....		336340-P	0.9	0.3	-1.5	0.3	0.1	-0.8
Motor vehicle brake parts and assemblies, new.....		336340-1	1.2	0.3	-1.6	0.5	0.1	-0.8
Motor vehicle drum brake assemblies and parts, new.....		336340-1E	—	0.8	-1.6	0.6	0.1	—

See footnotes at end of table.

Table 12. Producer price index percentage changes for the net output of selected industries and their products, not seasonally adjusted — Continued
 [July 2024]

Title ¹	Industry code	Product code	Unadjusted 12-month percent change ²	Unadjusted 1-month percent change ²					
				July 2023 to July 2024 ^P	Feb. to Mar.	Mar. to Apr. ^P	Apr. to May ^P	May to June ^P	June to July ^P
Motor vehicle brake system mfg - Continued									
Motor vehicle disc brake assemblies and parts, new.....		336340-1F	-	0.0	-4.2	0.0	-	-	
Other motor vehicle brake parts and assemblies, new.....		336340-1G	2.9	0.2	0.1	0.8	0.1	-0.3	
Secondary products and miscellaneous receipts.....		336340-SM							
Motor vehicle power train components mfg.....	33635		1.7	-0.2	0.2	0.0	0.3	-0.1	
Motor vehicle transmission and power train parts manufacturing.....	336350		1.7	-0.2	0.2	0.0	0.3	-0.1	
Primary products.....		336350-P	1.7	-0.2	0.2	0.0	0.3	-0.1	
Motor vehicle drive train components, excluding wheels and brakes, new.....		336350-2	1.5	-0.2	0.2	0.0	0.3	-0.1	
Motor vehicle transmissions (except auxiliary and parts), new.....		336350-20	2.3	-0.4	-0.1	0.0	0.6	-0.5	
Parts for manual and automatic transmissions, new.....		336350-23	0.2	-0.1	0.0	0.0	0.0	0.8	
Other motor vehicle drive train components, except wheels and brakes, new.....		336350-25	1.3	0.0	0.8	-0.2	0.0	-0.1	
Motor vehicle drive train components, rebuilt.....		336350-3	6.2	0.0	0.0	0.0	0.0	0.0	
Secondary products and miscellaneous receipts.....		336350-SM							
Secondary products.....		336350-S	0.7	-0.1	0.0	-0.5	1.4	-1.7	
Motor vehicle seating and interior trim mfg.....	33636		0.5	0.4	0.2	-0.6	0.0	0.2	
Motor vehicle seating and interior trim mfg.....	336360		0.5	0.4	0.2	-0.6	0.0	0.2	
Primary products.....		336360-P	1.0	0.4	0.3	-0.6	0.1	0.2	
Automobile trimmings.....		336360-1	0.5	0.4	0.6	-1.3	0.0	0.5	
Seats for public conveyance and aircraft.....		336360-3	1.4	0.6	0.1	0.1	0.2	0.0	
Secondary products and miscellaneous receipts.....		336360-SM							
Secondary products.....		336360-S	-	-0.4	-1.2	-1.2	-1.6	-	
Motor vehicle metal stamping.....	33637		1.9	-0.2	0.3	-0.4	0.0	0.2	
Motor vehicle metal stamping.....	336370		1.9	-0.2	0.3	-0.4	0.0	0.2	
Primary products.....		336370-P	1.9	-0.3	0.3	-0.5	0.0	0.2	
Automotive job stampings (truck, bus, and passenger car).....		336370-0	1.9	-0.3	0.3	-0.5	0.0	0.2	
Secondary products and miscellaneous receipts.....		336370-SM							
Secondary products.....		336370-S	0.4	0.1	-0.2	0.0	0.0	0.4	
Other motor vehicle parts manufacturing.....	33639		1.3	0.2	0.2	0.2	0.1	0.6	
Other motor vehicle parts mfg.....	336390		1.3	0.2	0.2	0.2	0.1	0.6	
Primary products.....		336390-P	1.3	0.2	0.3	0.2	0.1	0.6	
Filters, new, internal combustion engines and motor vehicles.....		336390-A	-	0.0	0.0	0.3	-	-	
All other motor vehicle parts and accessories, including trailer hitches.....		336390-8	1.5	-0.1	0.0	0.1	0.0	0.8	
Secondary products and miscellaneous receipts.....		336390-SM							
Miscellaneous receipts.....		336390-M	-	-	-	-	-	-	
Secondary products.....		336390-S	-	0.0	-	-	-	-	
Aerospace product and parts manufacturing.....	3364		3.9	0.1	0.3	0.1	0.2	0.3	
Aerospace product and parts manufacturing.....	33641		3.9	0.1	0.3	0.1	0.2	0.3	
Aircraft mfg.....	336411		3.9	0.2	0.2	0.2	0.2	0.3	
Primary products.....		336411-P	3.9	0.2	0.2	0.2	0.2	0.3	
Civilian aircraft.....		336411-3	2.5	0.2	0.2	0.3	0.1	0.2	
Military aircraft.....		336411-4	-	0.0	0.0	0.0	-	-	
Secondary products and miscellaneous receipts.....		336411-SM							
Secondary products.....		336411-S	3.5	0.0	0.2	0.0	0.0	0.0	
Aircraft engine and engine parts mfg.....	336412		4.8	0.0	0.1	0.1	0.2	0.2	
Primary products.....		336412-P	4.0	0.0	0.2	0.2	0.2	0.2	
Aeronautical services on aircraft engines.....		336412-5	13.4	0.0	0.0	0.0	0.0	0.0	
Aircraft engine parts and accessories.....		336412-7	4.6	0.0	0.4	0.4	0.2	0.2	
Parts and accessories for military aircraft engines.....		336412-75	2.5	0.0	0.1	1.1	0.0	0.3	
Parts and accessories for civilian aircraft engines.....		336412-77	5.7	0.1	0.6	0.0	0.3	0.2	
Secondary products and miscellaneous receipts.....		336412-SM							
Secondary products.....		336412-S	8.7	0.0	0.1	0.0	0.0	2.0	
Other aircraft parts and equipment mfg.....	336413		2.5	0.1	1.2	0.0	0.4	0.1	
Primary products.....		336413-P	2.4	0.0	1.3	0.0	0.4	0.1	
Aircraft propellers and helicopter rotors.....		336413-1	1.4	0.1	0.6	0.0	0.0	0.2	
Aircraft parts and auxiliary equipment.....		336413-7	2.5	0.0	1.3	0.0	0.4	0.1	
Aircraft landing gear for civilian and military aircraft.....		336413-72	5.3	0.0	0.0	0.1	0.0	0.0	
Other aircraft subassemblies and parts for military aircraft.....		336413-73	2.3	0.0	0.0	0.0	0.0	0.1	
Other aircraft subassemblies and parts for civilian aircraft.....		336413-74	2.4	0.0	1.8	0.0	0.5	0.2	
Secondary products and miscellaneous receipts.....		336413-SM							
Secondary products.....		336413-S	3.1	2.0	-0.2	0.0	0.2	-0.2	

See footnotes at end of table.

Table 12. Producer price index percentage changes for the net output of selected industries and their products, not seasonally adjusted — Continued
 [July 2024]

Title ¹	Industry code	Product code	Unadjusted 12-month percent change ²	Unadjusted 1-month percent change ²				
				July 2023 to July 2024 ^P	Feb. to Mar.	Mar. to Apr. ^P	Apr. to May ^P	May to June ^P
Railroad rolling stock manufacturing.....	3365		0.8	0.1	0.0	0.0	0.0	0.0
Railroad rolling stock manufacturing.....	33651		0.8	0.1	0.0	0.0	0.0	0.0
Railroad rolling stock mfg.....	336510		0.8	0.1	0.0	0.0	0.0	0.0
Primary products.....		336510-P	0.7	0.1	-0.1	0.0	0.0	0.0
Street, subway, trolley, and rapid transit cars, and railway maintenance equipment and parts.....		336510-5	1.5	0.2	-0.2	0.0	0.0	0.0
Railway maintenance of way equipment & parts, parts for all railcars, & other railway vehicles.....		336510-54	0.8	0.3	-0.2	0.0	0.0	0.0
Secondary products and miscellaneous receipts.....		336510-SM						
Miscellaneous receipts.....		336510-M	1.6	0.0	0.0	0.0	0.0	0.0
Secondary products.....		336510-S1	0.7	0.0	0.0	0.0	0.0	0.0
Ship and boat building.....	3366		3.5	0.3	0.1	0.6	0.2	0.5
Ship and boat building.....	33661		3.5	0.3	0.1	0.6	0.2	0.5
Ship building and repairing.....	336611		3.6	0.4	0.1	0.7	0.2	0.1
Primary products.....		336611-P	3.6	0.4	0.1	0.8	0.2	0.1
Ship repair, nonmilitary.....		336611-A	14.4	1.8	0.0	2.8	0.1	0.0
Military self-propelled ships, new construction.....		336611-5	1.1	0.0	0.0	0.2	0.1	0.1
Ship repair, military.....		336611-8	2.2	0.3	0.5	0.6	0.0	0.0
Nonmilitary self-propelled ships, new construction.....		336611-9	5.2	0.0	0.0	0.0	1.1	0.0
Secondary products and miscellaneous receipts.....		336611-SM2						
Boat building.....	336612		3.3	0.1	0.2	0.2	0.3	1.3
Primary products.....		336612-P	3.3	0.1	0.2	0.2	0.3	1.3
Outboard motorboats, including commercial and military (except sailboats and lifeboats).....		336612-1	3.5	0.2	0.2	0.2	0.2	1.5
Outboard motorboats, wood or metal, incl. comm. and military (exc. sailboats and lifeboats).....		336612-11	0.2	0.3	0.5	0.1	0.1	0.4
Outboard motorboats, plastics/fiberglass, incl. comm. and mil. (exc. sailboats and lifeboats).....		336612-14	5.2	0.1	0.0	0.3	0.2	2.0
Inboard motorboats, including commercial and military (except sailboats and lifeboats).....		336612-3	4.9	0.0	0.8	0.0	0.0	2.5
Inboard cabin cruisers, including commercial and military (except sailboats and lifeboats).....		336612-31	5.6	0.1	0.2	0.0	0.0	1.8
Other inboard motorboats, including commercial and military (except sailboats and lifeboats).....		336612-32	3.6	0.0	2.1	0.0	0.0	3.9
Inboard-outdrive boats, including commercial and military (except sailboats and lifeboats).....		336612-5	1.0	0.0	-0.5	0.1	1.9	0.0
All other inboard-outdrive boats, incl. comm. and military (except sailboats and lifeboats).....		336612-52	0.5	0.0	-0.5	0.1	1.4	0.0
All other boats (excluding military and commercial).....		336612-8	2.1	0.0	0.0	0.0	0.0	0.0
Secondary products and miscellaneous receipts.....		336612-SM						
Miscellaneous receipts.....		336612-M	3.8	0.0	0.0	0.0	0.0	0.3
Other transportation equipment manufacturing.....	3369		0.3	-0.2	0.0	0.0	0.0	0.1
Other transportation equipment manufacturing.....	33699		0.3	-0.2	0.0	0.0	0.0	0.1
Motorcycle, bicycle, and parts mfg.....	336991		2.5	1.7	0.0	0.1	0.0	0.2
Primary products.....		336991-P	2.5	1.7	0.0	0.1	0.0	0.2
Motorcycles, including three-wheel motorbikes, motorscooters, mopeds, and parts.....		336991-3	2.4	2.0	0.0	0.0	0.0	0.3
Bicycles, including parts (excluding children's 2-wheel sidewalk cycles).....		336991-4	3.2	0.0	0.0	0.3	0.1	0.1
Cycles, all types, tubular construction.....		336991-42	4.2	0.0	0.0	0.7	0.1	0.1
Parts for bicycles, unicycles, and adult tricycles.....		336991-45	2.3	0.0	0.1	0.0	0.2	0.2
Secondary products and miscellaneous receipts.....		336991-SM						
All other transportation equipment mfg.....	336999		-1.4	-1.6	0.0	0.0	0.0	0.0
Primary products.....		336999-P	-1.4	-1.7	0.0	-0.1	0.0	0.0
All-terrain vehicles and parts.....		336999-4	0.0	-0.8	0.0	0.0	0.0	0.0
All other miscellaneous transportation equipment.....		336999-6	-2.4	-2.4	0.0	0.0	-0.1	0.0
Secondary products and miscellaneous receipts.....		336999-SM						
Secondary products.....		336999-S	0.7	0.7	0.0	0.0	0.0	0.0
Furniture & related product mfg.....	337		1.2	0.1	0.1	0.4	0.2	0.0
HH & institutional furniture & kitchen cabinet mfg.....	3371		0.6	0.3	0.0	0.3	0.2	-0.1
Wood kitchen cabinet & countertop mfg.....	33711		1.4	0.0	0.0	0.0	0.4	-0.5
Wood kitchen cabinet and countertop mfg.....	337110		1.4	0.0	0.0	0.0	0.4	-0.4
Primary products.....		337110-P	1.2	0.0	0.0	0.0	0.5	-0.5
Custom wood kitchen cabinets, bathroom vanities, and related cabinet sold directly to customers.....		337110-H	1.3	0.0	0.0	0.0	0.6	-0.7

See footnotes at end of table.

Table 12. Producer price index percentage changes for the net output of selected industries and their products, not seasonally adjusted — Continued
 [July 2024]

Title ¹	Industry code	Product code	Unadjusted 12-month percent change ²	Unadjusted 1-month percent change ²				
				July 2023 to July 2024 ^P	Feb. to Mar.	Mar. to Apr. ^P	Apr. to May ^P	May to June ^P
Wood kitchen cabinet and countertop mfg - Continued								
Stock wood kitchen cabinets and related cabinetwork for permanent installation. . .		337110-1	-0.6	0.0	0.0	0.0	0.8	-0.7
Secondary products and miscellaneous receipts.		337110-SM						
Household & institutional furniture mfg.	33712		0.2	0.4	0.0	0.5	0.1	0.1
Upholstered household furniture mfg.	337121		0.9	0.9	0.0	1.0	0.2	0.0
Primary products.		337121-P	0.4	0.9	0.1	0.9	0.2	0.0
Upholstered household furniture, excl. dual-purpose sleep furniture.		337121-1	0.1	1.1	0.1	0.8	0.3	0.0
Upholstered household sofas, davenports, settees, and loveseats, except custom.		337121-11	-0.9	1.2	0.1	0.5	0.3	0.0
Upholstered household sectional sofa pieces, except custom.		337121-12	0.2	0.1	0.0	1.0	0.0	0.0
Upholstered household rocking chairs, including swivel rockers, except custom.		337121-13	0.7	0.4	0.4	0.0	0.0	0.0
Other upholstered household furniture, including custom sold at retail.		337121-15	4.8	3.3	0.0	0.2	0.8	0.0
Dual-purpose sleep furniture incl. futon, conv. sofa, jackknife & chair beds, except custom.		337121-4	2.3	0.2	0.0	1.7	0.0	0.0
Secondary products and miscellaneous receipts.		337121-SM						
Nonupholstered wood household furniture mfg.	337122		-4.2	0.1	-0.1	0.0	-0.6	0.2
Primary products.		337122-P	-4.8	0.1	-0.1	0.0	0.0	0.2
Wood dining room, kitchen, outdoor, and ready-to-assemble furniture, excl. cabinets and custom.		337122-G	-4.6	0.0	0.0	1.3	0.0	0.5
Wood household den, family room, library, and living room furniture, except custom.		337122-1	1.2	0.0	0.0	1.5	0.0	0.0
Wood bedroom furniture, including infants' and children's, except custom.		337122-8	-5.2	0.4	-0.3	-1.8	0.0	0.1
Secondary products and miscellaneous receipts.		337122-SM						
Secondary products.		337122-S	0.2	-0.3	0.0	0.0	-0.1	0.2
Household furniture (except wood and upholstered) mfg.	337126		-0.9	-0.4	0.5	-0.5	0.1	0.4
Primary products.		337126-P	-0.9	-0.1	0.1	-0.1	0.0	0.5
Metal dining room and kitchen furniture, incl. padded and plain chairs and stools.		337126-1	-1.6	-2.1	1.7	-1.2	0.0	-0.5
Metal outdoor and casual furniture, incl. beach, lawn, garden and porch.		337126-3	2.9	0.0	0.0	0.0	0.0	1.9
Secondary products and miscellaneous receipts.		337126-SM						
Secondary products.		337126-S	-0.7	-2.2	3.8	-3.8	1.8	0.0
Institutional furniture mfg.	337127		2.3	0.1	-0.5	0.1	0.1	0.1
Primary products.		337127-P	2.4	0.1	-0.5	0.1	0.1	0.1
Other institutional furniture.		337127-B	1.9	0.2	0.2	-0.3	0.4	0.3
School furniture (except stone and concrete), excl. library furniture.		337127-1	2.6	0.0	-0.9	0.0	0.0	0.0
Public building and related furniture, excl. bar, bowling, cafeteria, restaurant and school.		337127-5	4.1	0.0	0.1	0.5	0.0	0.1
Public furniture (bar, bowling center, cafeteria, and restaurant).		337127-8	-1.3	0.0	-2.7	0.0	0.0	0.0
Secondary products and miscellaneous receipts.		337127-SM						
Miscellaneous receipts.		337127-M	-	0.0	0.0	0.0	0.0	-
Secondary products.		337127-S	0.1	0.1	-0.4	0.0	-0.4	0.6
Office furniture (including fixtures) mfg.	3372		2.2	0.3	-0.1	0.3	0.2	0.0
Office furniture (including fixtures) mfg.	33721		2.2	0.3	-0.1	0.3	0.2	0.0
Wood office furniture mfg.	337211		2.8	0.0	0.0	0.2	0.0	0.0
Primary products.		337211-P	3.0	0.0	0.0	0.2	0.0	0.0
Wood office furniture panel systems, desking systems, and other wood office furniture.		337211-A	1.4	0.0	0.0	0.0	0.0	0.0
Wood office seating, including upholstered.		337211-1	2.6	0.0	0.0	0.2	0.0	0.0
Wood office desks and desk extensions.		337211-4	1.9	0.0	0.0	0.4	0.0	0.0
Wood office files, storage units, and tables.		337211-7	5.8	0.0	0.0	0.2	0.0	0.0
Secondary products and miscellaneous receipts.		337211-SM						
Secondary products.		337211-S	1.1	0.0	0.0	0.0	0.0	0.0
Custom architectural woodwork and millwork.	337212		3.8	0.4	0.0	1.2	0.4	0.7
Primary products.		337212-P	4.0	0.4	0.0	1.2	0.4	0.7
Custom architectural woodwork, millwork, and fixtures.		337212-0	4.0	0.4	0.0	1.2	0.4	0.7
Secondary products and miscellaneous receipts.		337212-SM						
Office furniture, except wood, mfg.	337214		2.1	-0.3	0.3	-0.2	-0.2	0.7
Primary products.		337214-P	2.1	-0.4	0.3	-0.2	-0.2	0.7
Office furniture, other types, except wood, including panel systems.		337214-A	1.3	-0.5	1.5	0.2	-1.4	1.4
Office seating, including upholstered, except wood.		337214-1	2.8	0.0	0.0	0.0	0.0	0.0
Office desk and desk extensions, except wood.		337214-4	7.6	-0.2	0.3	0.0	-0.1	0.2
Office files, storage units, and tables, except wood.		337214-7	0.9	-0.6	-1.2	-1.1	1.6	0.7
Secondary products and miscellaneous receipts.		337214-SM						

See footnotes at end of table.

Table 12. Producer price index percentage changes for the net output of selected industries and their products, not seasonally adjusted — Continued
 [July 2024]

Title ¹	Industry code	Product code	Unadjusted 12-month percent change ²	Unadjusted 1-month percent change ²				
				July 2023 to July 2024 ^P	Feb. to Mar.	Mar. to Apr. ^P	Apr. to May ^P	May to June ^P
Showcases, partitions, shelving, and lockers mfg.	337215		0.6	0.9	-0.6	0.1	0.6	-1.6
Primary products.....		337215-P	0.5	0.8	-0.7	0.1	0.8	-1.7
Bookstacks and other shelving, except wood.....		337215-A2	1.9	2.7	-3.3	0.0	-1.3	1.1
Storage racks and accessories, except wood.....		337215-E	-7.0	-2.3	-1.9	0.0	0.0	-1.2
Fixtures (bank, office, and store), except wood.....		337215-G	4.0	-0.9	0.4	0.0	0.0	-7.3
Secondary products and miscellaneous receipts.....		337215-SM						
Other furniture related product mfg.	3379		0.6	-0.6	0.8	0.6	0.2	0.1
Mattress mfg.	33791		0.0	-0.9	1.1	0.0	0.3	0.2
Mattress mfg.	337910		0.0	-0.9	1.1	0.0	0.3	0.2
Primary products.....		337910-P	0.1	-0.9	1.2	0.0	0.3	0.2
Mattress and foundation sets.....		337910-E	-0.2	-0.5	0.5	0.0	-0.2	0.0
Innerspring mattresses, excluding crib-size.....		337910-1	1.1	-1.1	1.6	0.0	0.6	0.7
Other mattresses, including crib, foam, waterbed mattresses and mattress inserts.....		337910-4	1.3	-1.4	2.0	0.0	0.7	0.0
Foundations, excl. innerspring units, hybrid-type flotation, ensembles, and adjustable units.....		337910-7	-2.1	-0.4	0.0	0.4	-0.5	-0.6
Secondary products and miscellaneous receipts.....		337910-SM						
Blind & shade mfg.	33792		2.2	0.0	0.0	2.1	0.0	0.0
Blind and shade mfg.	337920		2.2	0.0	0.0	2.1	0.0	0.0
Primary products.....		337920-P	2.3	0.0	0.0	2.1	0.0	0.0
Other blinds and shades, including curtain and drapery fixtures, poles and rods. . .		337920-8	2.3	0.0	0.0	1.8	0.0	0.0
Secondary products and miscellaneous receipts.....		337920-SM						
Miscellaneous mfg.	339		3.5	0.4	0.4	0.5	0.1	0.4
Medical equipment & supplies mfg.	3391		3.0	0.2	0.4	0.2	0.2	0.0
Medical equipment & supplies mfg.	33911		3.0	0.2	0.4	0.2	0.2	0.0
Surgical and medical instrument mfg.	339112		2.7	0.6	0.0	0.0	0.3	0.0
Primary products.....		339112-P	2.7	0.6	0.0	0.0	0.3	0.0
Surgical and medical instruments.....		339112-0	2.7	0.6	0.0	0.0	0.3	0.0
Surgical and orthopedic instruments.....		339112-01	2.4	2.1	0.0	0.0	0.0	0.0
Surgical and medical catheters.....		339112-05	4.6	1.2	0.0	0.2	0.0	0.3
Other surgical and medical apparatus and instruments, excluding parts.....		339112-06	4.0	-0.4	0.0	0.0	1.0	0.0
Parts for surgical and medical apparatus and instruments.....		339112-09	1.2	-0.7	0.0	0.0	0.0	0.0
Secondary products and miscellaneous receipts.....		339112-SM						
Secondary products.....		339112-S	2.4	0.5	0.0	0.0	0.0	0.0
Surgical appliance and supplies mfg.	339113		3.1	-0.1	1.1	0.6	0.2	0.0
Primary products.....		339113-P	3.2	-0.1	1.1	0.6	0.2	0.0
Medical and surgical appliances and supplies, incl. orthopedic, prosthetic, and therapeutic.....		339113-2	2.4	-0.2	0.9	0.5	0.0	-0.2
Other orthopedic and prosthetic appliances.....		339113-22	0.3	0.0	0.1	-0.1	0.0	-0.2
Other medical and surgical appliances and supplies.....		339113-27	3.4	-0.1	1.1	0.3	0.1	0.0
Hospital beds and specialized hospital furniture.....		339113-4	9.4	1.3	3.3	1.4	1.4	0.6
Personal industrial and nonindustrial safety equipment and clothing.....		339113-6	3.9	-0.4	0.6	0.5	0.2	0.8
Secondary products and miscellaneous receipts.....		339113-SM						
Secondary products.....		339113-S	1.8	0.0	1.2	0.0	0.1	0.0
Dental equipment and supplies mfg.	339114		3.2	0.0	0.0	0.0	0.3	0.0
Primary products.....		339114-P	3.4	0.0	0.1	0.1	0.3	0.0
Dental professional equipment and supplies.....		339114-1	2.7	0.0	0.0	0.1	0.2	0.0
Professional dental equipment.....		339114-11	2.4	0.0	0.0	0.0	0.3	0.0
Professional dental supplies.....		339114-12	3.3	-0.1	0.1	0.1	0.0	0.1
Secondary products and miscellaneous receipts.....		339114-SM						
Miscellaneous receipts.....		339114-M	-	0.0	-0.9	-0.9	0.7	-0.5
Ophthalmic goods mfg.	339115		3.6	0.0	0.0	0.0	0.0	0.0
Primary products.....		339115-P	3.6	0.0	0.0	0.0	0.0	0.0
Ophthalmic fronts, temples, and focal and contact lenses.....		339115-9	-	-	-	-	-	0.0
Secondary products and miscellaneous receipts.....		339115-SM						
Other miscellaneous mfg.	3399		4.2	0.6	0.3	0.8	-0.1	0.8
Jewelry & silverware mfg.	33991		6.2	1.2	1.6	0.5	-0.4	1.1
Jewelry and silverware mfg.	339910		6.2	1.2	1.6	0.5	-0.4	1.1
Primary products.....		339910-P	6.2	1.2	1.6	0.5	-0.4	1.1
Jewelry, gold and platinum.....		339910-1	7.8	1.9	2.3	1.0	-1.4	1.0
Costume jewelry and novelties.....		339910-4	1.8	0.0	0.0	-1.1	2.2	0.0

See footnotes at end of table.

Table 12. Producer price index percentage changes for the net output of selected industries and their products, not seasonally adjusted — Continued
 [July 2024]

Title ¹	Industry code	Product code	Unadjusted 12-month percent change ²	Unadjusted 1-month percent change ²				
				July 2023 to July 2024 ^P	Feb. to Mar.	Mar. to Apr. ^P	Apr. to May ^P	May to June ^P
Jewelry and silverware mfg - Continued								
All other jewelry and personal goods (excluding costume).....		339910-8	4.6	0.5	1.6	0.5	0.0	0.6
Secondary products and miscellaneous receipts.....		339910-SM						
Miscellaneous receipts.....		339910-M	5.9	0.3	0.4	0.0	-0.1	0.3
Sporting & athletic goods mfg.....	33992		2.1	0.0	0.0	0.0	0.0	0.0
Sporting and athletic goods mfg.....	339920		2.1	0.0	0.0	0.0	0.0	0.0
Primary products.....		339920-P	2.1	0.0	0.0	0.0	0.0	0.0
Other sporting and athletic goods.....		339920-A	2.3	0.0	0.0	0.0	0.0	0.0
Golf equipment, excluding apparel and shoes.....		339920-4	—	0.0	0.0	0.0	0.0	—
Playground equipment.....		339920-5	4.4	0.0	0.0	0.0	0.0	0.0
Gymnasium and exercise equipment.....		339920-7	1.0	0.0	0.0	0.0	0.0	0.0
Secondary products and miscellaneous receipts.....		339920-SM						
Secondary products.....		339920-S	3.8	0.0	0.0	0.0	0.0	0.0
Doll, toy & game mfg.....	33993		-1.5	0.0	0.0	0.0	0.0	0.0
Doll, toy, and game mfg.....	339930		-1.5	0.0	0.0	0.0	0.0	0.0
Primary products.....		339930-P	-0.3	0.0	0.0	0.0	0.0	0.0
Models (operating & static), craft kits/supply, natural science kits, & collectors' miniatures.....		339930-6	2.8	0.0	-0.2	0.0	0.0	0.0
Other nonelectronic toys, including parts.....		339930-8	0.2	0.0	0.0	0.0	0.0	0.0
Secondary products and miscellaneous receipts.....		339930-SM						
Office supplies (exc paper) mfg.....	33994		1.3	0.3	0.7	0.0	-0.6	0.5
Office supplies, except paper, mfg.....	339940		1.3	0.3	0.7	0.0	-0.6	0.5
Primary products.....		339940-P	1.3	0.3	0.7	0.0	-0.6	0.6
Lead pencils, art goods, office supplies & small office equipment, excluding paper.....		339940-2	0.5	0.0	0.0	0.0	0.0	0.0
Marking devices.....		339940-3	2.1	0.0	0.3	0.0	0.0	0.0
Secondary products and miscellaneous receipts.....		339940-SM						
Miscellaneous receipts.....		339940-M	2.5	0.0	0.0	0.0	0.0	0.0
Secondary Products.....		339940-S	0.1	0.0	0.0	0.0	0.0	0.0
Sign mfg.....	33995		6.9	2.0	0.2	1.8	-0.4	0.3
Sign mfg.....	339950		6.9	2.0	0.2	1.8	-0.4	0.3
Primary products.....		339950-P	7.3	2.2	0.2	2.0	-0.4	0.4
Nonelectric signs and displays, including trade show exhibits.....		339950-4	7.7	1.0	0.4	1.2	-0.7	0.7
Secondary products and miscellaneous receipts.....		339950-SM						
All other misc mfg.....	33999		3.7	0.1	0.1	0.7	0.1	1.3
Gasket, packing, and sealing device mfg.....	339991		3.2	0.1	0.0	1.3	0.0	0.3
Primary products.....		339991-P	3.2	0.1	0.0	1.3	0.0	0.3
Molded packing and seals.....		339991-2	1.0	0.0	0.0	0.0	0.0	0.1
Nonmetallic gaskets and gasketing.....		339991-3	2.6	0.3	0.0	0.0	0.0	0.8
Metallic gaskets and machined seals.....		339991-7	5.4	0.0	0.0	5.1	0.0	0.0
Rotary oil seals.....		339991-9	4.0	0.0	0.0	0.0	0.0	0.0
Secondary products and miscellaneous receipts.....		339991-SM						
Miscellaneous receipts.....		339991-M	2.0	0.0	0.0	1.0	0.0	0.0
Musical instrument mfg.....	339992		2.8	0.0	1.5	0.7	0.1	0.0
Primary products.....		339992-P	2.9	0.0	1.5	0.7	0.1	0.0
Nonelectronic pianos, organs, and nonelectronic pianos and organ parts, excluding benches.....		339992-A	—	0.0	0.0	5.7	0.0	—
Other musical instruments and parts.....		339992-7	2.5	0.0	1.7	0.0	0.1	0.0
Other electronic musical instruments, excluding electronic organs.....		339992-71	4.8	0.0	3.2	0.0	0.1	0.0
Other nonelectronic musical instruments.....		339992-72	0.5	0.0	0.5	0.0	0.0	0.0
Parts and accessories for other musical instruments, sold separately, excl. benches & cases.....		339992-73	0.0	0.0	0.0	0.0	0.0	0.0
Secondary products and miscellaneous receipts.....		339992-SM						
Miscellaneous receipts.....		339992-M	0.0	0.0	0.0	0.0	0.0	0.0
Fastener, button, needle, and pin mfg.....	339993		3.5	0.0	0.0	0.0	0.0	0.0
Primary products.....		339993-P	3.6	0.0	0.0	0.0	0.0	0.0
Fasteners, zippers, buttons, needles, pins, and buckles (except precious metal) ..		339993-0	3.6	0.0	0.0	0.0	0.0	0.0
Secondary products and miscellaneous receipts.....		339993-SM						
Broom, brush, and mop mfg.....	339994		4.3	0.0	0.1	0.0	0.0	1.8
Primary products.....		339994-P	4.3	0.0	0.1	0.0	0.0	1.9
Brooms, mops and dusters.....		339994-1	4.2	0.0	0.0	0.0	0.0	0.0
Brooms.....		339994-11	—	0.0	0.0	0.0	0.0	0.0

See footnotes at end of table.

Table 12. Producer price index percentage changes for the net output of selected industries and their products, not seasonally adjusted — Continued
 [July 2024]

Title ¹	Industry code	Product code	Unadjusted 12-month percent change ²	Unadjusted 1-month percent change ²				
				July 2023 to July 2024 ^P	Feb. to Mar.	Mar. to Apr. ^P	Apr. to May ^P	May to June ^P
Broom, brush, and mop mfg - Continued								
Mops and dusters, including refills.....		339994-13	1.9	0.0	0.0	0.0	0.0	0.0
Paint and varnish brushes, paint holders, pads, roller frames and rollers.....		339994-3	1.4	0.0	0.0	0.0	0.0	0.0
Paint and varnish brushes.....		339994-31	3.0	0.0	0.0	0.0	0.0	0.0
Paint holders, pads, roller frames and rollers.....		339994-32	0.0	0.0	0.0	0.0	0.0	0.0
Other types of brushes.....		339994-5	5.2	0.0	0.1	0.0	0.1	3.3
Personal brushes.....		339994-51	—	0.0	—	—	—	—
All other types of brushes, except personal.....		339994-52	8.3	0.0	0.0	0.0	0.1	5.4
Secondary and miscellaneous receipts.....		339994-SM						
Burial casket mfg.....	339995		-0.5	0.0	0.1	0.0	0.0	0.0
Primary products.....		339995-P	-0.5	0.0	0.1	0.0	0.0	0.0
Metal burial caskets and coffins, completely lined and trimmed, adult sizes only. ...		339995-1	—	0.0	0.2	0.0	—	—
Wood burial caskets and coffins, completely lined and trimmed, adult sizes only. ...		339995-4	—	—	—	—	—	0.0
Other burial caskets and coffins, including burial boxes and vaults (except concrete and stone).....		339995-5	—	—	—	—	—	0.0
Secondary products and miscellaneous receipts.....		339995-SM						
All other miscellaneous mfg.....	339999		4.1	0.1	0.0	0.6	0.1	2.2
Primary products.....		339999-P	4.3	0.1	0.0	0.6	0.2	2.3
Mirror and picture frames and framed pictures.....		339999-E	3.2	0.0	0.0	0.0	0.0	0.0
All other miscellaneous fabricated products, incl. fire extinguishers and umbrellas.....		339999-L	5.2	0.1	0.0	0.9	0.2	3.3
Candles, including tapers.....		339999-5	1.8	0.0	0.0	0.0	0.0	0.0
Secondary products and miscellaneous receipts.....		339999-SM						
Secondary products.....		339999-S	1.4	0.1	0.1	0.0	0.0	0.2
Services industries								
Merchant wholesalers, durable goods.....	423		1.2	-0.4	0.9	-0.2	-0.7	0.0
Motor vehicle and parts merchant wholesalers.....	4231		1.8	0.5	2.3	-1.9	3.4	-0.8
Motor vehicle and parts merchant wholesalers.....	42310		1.8	0.5	2.3	-1.9	3.4	-0.8
Motor vehicle and parts merchant wholesalers.....	423100		1.8	0.5	2.3	-1.9	3.4	-0.8
Primary services.....		423100-P	2.3	0.4	2.5	-1.5	3.2	-0.4
Motor vehicle and parts wholesaler services.....		423100-1	2.3	0.4	2.5	-1.5	3.2	-0.4
Other receipts.....		423100-SM	—	3.5	-1.1	-11.6	6.1	-10.5
Furniture and home furnishing merchant wholesalers.....	4232		-9.0	-1.4	7.6	-1.7	-8.1	0.0
Furniture and home furnishing merchant wholesalers.....	42320		-9.0	-1.4	7.6	-1.7	-8.1	0.0
Furniture and home furnishing merchant wholesalers.....	423200		-9.0	-1.4	7.6	-1.7	-8.1	0.0
Primary services.....		423200-P	-9.0	-1.4	7.6	-1.7	-8.1	0.0
Furniture and home furnishing wholesaler services.....		423200-1	-9.0	-1.4	7.6	-1.7	-8.1	0.0
Lumber and other construction materials merchant wholesalers.....	4233		-2.9	0.2	0.3	-1.3	3.6	-0.9
Lumber and other construction materials merchant wholesalers.....	42330		-2.9	0.2	0.3	-1.3	3.6	-0.9
Lumber and other construction materials merchant wholesalers.....	423300		-2.8	0.2	0.3	-1.3	3.6	-0.9
Primary services.....		423300-P	-3.1	0.2	0.3	-1.3	3.6	-0.9
Lumber and other construction material wholesaler services.....		423300-1	-3.1	0.2	0.3	-1.3	3.6	-0.9
Other receipts.....		423300-SM	11.2	2.5	0.0	1.0	0.0	1.6
Professional and commercial equipment and supplies merchant wholesalers.....	4234		-0.9	-2.5	2.7	0.9	-6.4	0.6
Professional and commercial equipment and supplies merchant wholesalers.....	42340		-0.9	-2.5	2.7	0.9	-6.4	0.6
Professional and commercial equipment and supplies merchant wholesalers.....	423400		-0.9	-2.5	2.7	0.9	-6.4	0.6
Primary services.....		423400-P	-1.5	-2.8	3.2	0.9	-7.4	0.7
Professional and commercial equipment and supplies wholesaler services.....		423400-1	-1.5	-2.8	3.2	0.9	-7.4	0.7
Wholesaling of new and used computer equipment.....		423400-11	—	-3.6	8.5	5.3	-19.8	0.0
Wholesaling of surgical, medical, dental, and hospital equipment and supplies...		423400-12	—	—	-0.4	-1.9	2.6	1.3
Wholesaling of other professional equipment and supplies and all other goods...		423400-13	—	3.3	0.2	-3.0	-0.2	0.9
Other receipts.....		423400-SM	2.5	-1.0	-0.8	0.7	0.0	0.0
Metal and mineral (except petroleum) merchant wholesalers.....	4235		-11.5	0.6	-8.1	-3.0	-3.9	0.3
Metal and mineral (except petroleum) merchant wholesalers.....	42350		-11.5	0.6	-8.1	-3.0	-3.9	0.3
Metal and mineral (except petroleum) merchant wholesalers.....	423500		-11.5	0.6	-8.1	-3.0	-3.9	0.3
Primary services.....		423500-P	-11.8	0.9	-8.3	-3.0	-3.9	0.4
Metals and minerals wholesaler services.....		423500-1	-11.8	0.9	-8.3	-3.0	-3.9	0.4
Household appliances and electrical and electronic goods merchant wholesalers.....	4236		10.6	-0.1	2.1	0.1	-2.5	1.6

See footnotes at end of table.

Table 12. Producer price index percentage changes for the net output of selected industries and their products, not seasonally adjusted — Continued
 [July 2024]

Title ¹	Industry code	Product code	Unadjusted 12-month percent change ²	Unadjusted 1-month percent change ²				
				July 2023 to July 2024 ^P	Feb. to Mar.	Mar. to Apr. ^P	Apr. to May ^P	May to June ^P
Household appliances and electrical and electronic goods merchant wholesalers.	42360		10.6	-0.1	2.1	0.1	-2.5	1.6
Household appliances and electrical and electronic goods merchant wholesalers.	423600		10.5	-0.1	2.1	0.1	-2.5	1.6
Primary services.		423600-P	6.4	-1.0	2.5	0.2	-3.0	1.9
Household appliances, electrical, and electronics wholesaler services.		423600-1	6.4	-1.0	2.5	0.2	-3.0	1.9
Wholesaling of household appliances and electrical and electronic goods.		423600-11	—	-0.9	2.4	0.2	-3.1	2.0
Wholesaling of all other goods, except appliances and electrical and electronic goods.		423600-12	—	-6.1	4.3	-0.1	2.3	0.3
Hardware, plumbing and heating equipment and supplies merchant wholesalers.	4237		3.0	-1.8	-0.1	4.6	2.5	-3.5
Hardware, plumbing and heating equipment and supplies merchant wholesalers.	42370		3.0	-1.8	-0.1	4.6	2.5	-3.5
Hardware, plumbing, and heating equipment and supplies merchant wholesalers.	423700		3.0	-1.8	-0.1	4.6	2.5	-3.5
Primary services.		423700-P	3.1	-1.8	-0.2	4.7	2.5	-3.5
Hardware, plumbing, and heating equipment and supplies wholesaler services.		423700-1	3.1	-1.8	-0.2	4.7	2.5	-3.5
Wholesaling of hardware, plumbing, heating, and cooling equipment and supplies.		423700-11	—	-2.3	-0.2	6.2	2.8	-4.1
Wholesaling of all other goods.		423700-12	—	1.6	0.3	-4.3	0.6	0.3
Machinery, equipment, and supplies merchant wholesalers.	4238		-0.6	-0.5	-1.1	1.1	-0.3	0.4
Machinery, equipment, and supplies merchant wholesalers.	42380		-0.6	-0.5	-1.1	1.1	-0.3	0.4
Machinery and supply merchant wholesalers.	423800		-0.6	-0.5	-1.1	1.1	-0.3	0.4
Primary services.		423800-P	-0.6	-0.3	-1.4	0.9	-0.4	0.5
Machinery and supply wholesaler services.		423800-1	-0.6	-0.3	-1.4	0.9	-0.4	0.5
Wholesaling of machinery and equipment.		423800-11	—	1.8	-4.7	1.0	-1.3	0.5
Wholesaling of parts, supplies, and all other goods.		423800-12	—	-3.2	3.5	0.8	0.7	0.5
Other receipts.		423800-SM	-0.8	-1.6	0.3	1.9	0.0	0.0
Miscellaneous durable goods merchant wholesalers (except materials recyclers).	4239		1.4	-0.4	1.3	2.0	4.7	-2.2
Miscellaneous durable goods merchant wholesalers (except materials recyclers).	42390		1.4	-0.4	1.3	2.0	4.7	-2.2
Miscellaneous durable goods, except recyclable material, merchant wholesalers.	423900		1.5	-0.4	1.3	1.9	4.7	-2.1
Primary services.		423900-P	1.2	-0.4	1.3	2.0	4.7	-2.2
Miscellaneous durable goods wholesaler services.		423900-1	1.2	-0.4	1.3	2.0	4.7	-2.2
Merchant wholesalers, nondurable goods.	424		-0.1	0.4	-0.1	1.4	1.4	-1.1
Paper and paper product merchant wholesalers.	4241		-3.8	-2.1	0.6	-0.3	-1.2	-0.3
Paper and paper product merchant wholesalers.	42410		-3.8	-2.1	0.6	-0.3	-1.2	-0.3
Paper and paper product merchant wholesalers.	424100		-3.8	-2.1	0.6	-0.3	-1.2	-0.3
Primary services.		424100-P	-4.0	-2.1	0.6	-0.3	-1.2	-0.3
Paper wholesaler services.		424100-1	-4.0	-2.1	0.6	-0.3	-1.2	-0.3
Wholesaling of paper and paper products.		424100-11	-4.1	-0.7	0.3	-0.5	-1.5	-0.3
Wholesaling of all other goods, except paper and paper products.		424100-12	-3.1	-12.2	3.4	1.3	1.0	0.0
Drugs and druggists' sundries merchant wholesalers.	4242		-2.9	-4.1	0.7	3.5	-1.5	1.1
Drugs and druggists' sundries merchant wholesalers.	42420		-2.9	-4.1	0.7	3.5	-1.5	1.1
Drugs and druggists' sundries merchant wholesalers.	424200		-2.9	-4.1	0.7	3.5	-1.5	1.1
Primary products.		424200-P	-2.9	-4.1	0.7	3.5	-1.5	1.1
Wholesaling of pharmaceuticals.		424200-1	3.4	-1.8	0.7	4.1	-1.8	3.6
Wholesaling of all other goods, except pharmaceuticals.		424200-2	-10.9	-7.0	0.7	2.7	-1.1	-2.4
Apparel and piece goods merchant wholesalers.	4243		0.2	7.8	-5.5	0.8	1.0	-1.6
Apparel and piece goods merchant wholesalers.	42430		0.2	7.8	-5.5	0.8	1.0	-1.6
Apparel and piece goods merchant wholesalers.	424300		0.2	7.8	-5.5	0.8	1.0	-1.6
Primary services.		424300-P	0.2	7.8	-5.5	0.8	1.1	-1.7
Apparel wholesaler services.		424300-1	0.2	7.8	-5.5	0.8	1.1	-1.7
Wholesaling of apparel.		424300-11	0.2	7.5	-5.4	0.9	1.9	-1.6
Wholesaling of footwear, accessories, and all other goods, except apparel.		424300-12	—	8.8	-5.6	0.3	-1.5	-1.8
Grocery and related product merchant wholesalers.	4244		5.5	3.0	1.9	-0.7	1.9	-0.6
Grocery and related product merchant wholesalers.	42440		5.5	3.0	1.9	-0.7	1.9	-0.6
Grocery and related product merchant wholesalers.	424400		5.5	3.0	1.9	-0.7	1.9	-0.6
Primary services.		424400-P	5.6	3.0	1.9	-0.7	1.9	-0.6
Grocery and related product wholesaler services.		424400-1	5.6	3.0	1.9	-0.7	1.9	-0.6
Wholesaling of fresh meat, seafood, dairy, and fruits and vegetables.		424400-11	0.4	3.1	-2.3	1.4	-0.1	4.2
Wholesaling of packaged frozen and canned foods.		424400-12	-4.0	0.5	-0.1	-1.7	-1.2	-0.8
Wholesaling of baked goods, non-alcoholic beverages, and all other groceries.		424400-13	18.9	6.1	7.3	-1.8	5.9	-3.6
Wholesaling of all other goods, except groceries.		424400-14	0.7	-1.0	-1.1	0.9	0.0	-0.2

See footnotes at end of table.

Table 12. Producer price index percentage changes for the net output of selected industries and their products, not seasonally adjusted — Continued
 [July 2024]

Title ¹	Industry code	Product code	Unadjusted 12-month percent change ²	Unadjusted 1-month percent change ²				
				July 2023 to July 2024 ^P	Feb. to Mar.	Mar. to Apr. ^P	Apr. to May ^P	May to June ^P
Farm product raw material merchant wholesalers.....	4245		-15.1	-1.0	4.3	3.4	14.3	-15.5
Farm product raw material merchant wholesalers.....	42450		-15.1	-1.0	4.3	3.4	14.3	-15.5
Farm product raw material merchant wholesalers.....	424500		-15.1	-1.0	4.3	3.4	14.3	-15.5
Primary services.....		424500-P	-15.3	-1.1	4.6	3.6	15.9	-16.2
Farm product raw material wholesaler services.....		424500-1	-15.3	-1.1	4.6	3.6	15.9	-16.2
Wholesaling of grain and field beans.....		424500-11	—	-3.4	5.3	6.9	28.6	—
Wholesaling of all other goods.....		424500-13	9.3	1.8	3.8	-0.3	1.2	-7.4
Chemicals and allied products merchant wholesalers.....	4246		2.8	0.6	-2.6	-1.2	0.7	1.1
Chemicals and allied products merchant wholesalers.....	42460		2.8	0.6	-2.6	-1.2	0.7	1.1
Chemicals and allied products merchant wholesalers.....	424600		2.8	0.6	-2.6	-1.2	0.7	1.0
Primary services.....		424600-P	2.8	0.6	-2.6	-1.3	1.1	0.9
Wholesaling of chemicals, plastics, and allied products.....		424600-1	4.4	0.5	-3.2	-1.5	1.8	1.1
Wholesaling of all other goods, except chemicals, plastics, and allied products.....		424600-2	-4.4	1.0	0.2	0.0	-2.1	0.0
Petroleum and petroleum products merchant wholesalers.....	4247		-6.2	1.4	-2.6	1.8	2.0	-2.8
Petroleum and petroleum products merchant wholesalers.....	42470		-6.2	1.4	-2.6	1.8	2.0	-2.8
Petroleum and petroleum products merchant wholesalers.....	424700		-6.2	1.4	-2.6	1.8	2.0	-2.8
Primary services.....		424700-P	-6.3	1.5	-2.6	1.8	2.0	-2.9
Wholesaling of petroleum products.....		424700-1	-6.5	1.6	-2.6	1.9	2.0	-3.0
Wholesaling of all other goods, except petroleum products.....		424700-2	3.1	-2.7	-2.2	-4.4	1.4	1.2
Other receipts.....		424700-SM	—	-0.2	0.7	2.6	-0.6	2.6
Beer, wine, and distilled alcoholic beverage merchant wholesalers.....	4248		5.5	4.2	0.0	-0.7	-0.3	0.1
Beer, wine, and distilled alcoholic beverage merchant wholesalers.....	42480		5.5	4.2	0.0	-0.7	-0.3	0.1
Beer, wine, and distilled alcoholic beverage merchant wholesalers.....	424800		5.5	4.2	0.0	-0.7	-0.3	0.1
Primary services.....		424800-P	5.5	4.2	0.0	-0.7	-0.3	0.1
Alcoholic beverage wholesaler services.....		424800-1	5.5	4.2	0.0	-0.7	-0.3	0.1
Wholesaling of beer, wine, and distilled alcoholic beverages.....		424800-11	5.5	4.3	-0.1	-0.7	-0.3	0.1
Wholesaling of all other goods, except alcoholic beverages.....		424800-12	5.4	1.5	2.4	-0.4	-0.3	0.5
Miscellaneous nondurable goods merchant wholesalers.....	4249		11.3	-1.4	0.4	4.2	2.7	-0.1
Miscellaneous nondurable goods merchant wholesalers.....	42490		11.3	-1.4	0.4	4.2	2.7	-0.1
Miscellaneous nondurable goods merchant wholesalers.....	424900		11.3	-1.4	0.4	4.2	2.7	-0.1
Primary services.....		424900-P	11.5	-1.4	0.4	4.2	2.7	-0.1
Miscellaneous nondurable good wholesaler services.....		424900-1	11.5	-1.4	0.4	4.2	2.7	-0.1
Material recyclers.....	429930		6.4	-2.9	-0.8	0.7	-2.3	2.6
Primary products.....		429930-P	7.1	-3.7	-1.0	0.8	-2.6	2.0
Ferrous metal scrap.....		429930-1	-0.1	-7.8	-1.9	-0.3	-3.7	2.9
Carbon steel scrap.....		429930-11	-0.1	-9.0	-2.3	-0.5	-3.6	3.5
Heavy melting scrap.....		429930-111	—	-7.1	-2.8	-1.3	-3.7	0.0
Carbon steel scrap bundles.....		429930-112	-13.5	-12.7	2.2	0.0	-6.0	-0.4
Shredded carbon steel scrap.....		429930-113	—	-8.3	-3.6	-1.3	-3.6	—
Cut plate and structural scrap.....		429930-114	-3.5	-11.4	0.0	2.1	-2.8	0.0
Stainless and alloy steel scrap.....		429930-12	2.9	8.8	2.0	2.1	-4.9	-2.3
Cast iron scrap.....		429930-13	—	—	—	—	—	—
Nonferrous metal scrap.....		429930-2	17.1	4.5	4.9	8.5	0.3	-0.2
Copper base scrap.....		429930-21	19.2	5.0	7.4	9.8	-5.8	2.9
No 1 copper wire, heavy.....		429930-211	22.3	6.5	9.2	10.3	-7.0	3.9
No 2 copper wire, mixed.....		429930-212	22.6	6.1	9.1	10.8	-7.3	4.0
Yellow brass scrap.....		429930-213	8.1	0.2	0.9	7.1	-0.7	-0.7
Used beverage can scrap.....		429930-223	39.4	7.2	9.8	9.7	2.5	0.6
Other nonferrous scrap (including lead, zinc and precious metals).....		429930-23	-2.7	13.4	3.4	-1.0	-1.0	0.5
Recyclable paper.....		429930-3	84.6	11.7	-0.6	2.2	0.7	0.1
News and other low grade recyclable paper.....		429930-31	79.5	10.6	0.0	0.0	0.0	0.0
Corrugated recyclable paper.....		429930-33	82.5	13.2	-0.7	2.4	1.1	0.0
High grade recyclable paper (including pulp substitutes and deinking).....		429930-34	92.2	8.3	-0.6	2.4	0.1	0.5
Recyclable materials, excluding metals and paper.....		429930-4	—	1.0	0.3	-1.9	-5.1	—
Recyclable plastics.....		429930-42	—	6.8	2.0	-11.4	-5.1	—
Other receipts.....		429930-SM1	—	—	—	—	—	—
Motor vehicle and parts dealers.....	441		-13.2	0.3	0.3	1.0	-0.6	-1.0
Automobile dealers.....	4411		-19.5	0.1	0.2	1.1	-1.2	-2.0
New car dealers.....	44111		-19.5	0.1	0.2	1.1	-1.2	-2.0

See footnotes at end of table.

Table 12. Producer price index percentage changes for the net output of selected industries and their products, not seasonally adjusted — Continued
 [July 2024]

Title ¹	Industry code	Product code	Unadjusted 12-month percent change ²	Unadjusted 1-month percent change ²				
				July 2023 to July 2024 ^P	Feb. to Mar.	Mar. to Apr. ^P	Apr. to May ^P	May to June ^P
New car dealers.....	441110		-21.4	-0.2	0.0	1.4	-1.4	-2.3
Primary services.....		441110-P	-25.6	-1.0	-0.4	1.9	-1.9	-3.0
Vehicle sales.....		441110-1	-37.4	-1.7	-1.2	2.7	-2.9	-4.6
New vehicle sales.....		441110-101	-40.9	-3.5	-1.6	1.7	-1.0	-5.6
Used vehicle sales.....		441110-102	-15.3	7.1	1.0	7.2	-11.1	0.0
Service labor and parts.....		441110-2	11.0	0.4	1.0	0.5	0.0	0.0
Other receipts.....		441110-SM	-4.0	2.5	1.4	-0.5	0.3	0.0
Recreational vehicle dealers.....	44121		-0.2	2.0	-7.4	19.1	-12.4	7.3
Recreational vehicle dealers.....	441210		-0.2	2.0	-7.4	19.1	-12.4	7.3
Primary services.....		441210-P	-0.9	2.5	-7.3	20.5	-13.8	7.8
Recreational vehicle dealer services.....		441210-1	-0.9	2.5	-7.3	20.5	-13.8	7.8
Boat dealers.....	441222		11.4	9.4	11.5	-8.2	9.1	0.0
Primary services.....		441222-P	11.9	10.7	12.9	-9.1	10.0	0.0
Boat dealer services.....		441222-1	11.9	10.7	12.9	-9.1	10.0	0.0
Automotive parts, accessories and tire retailers.....	4413		0.9	-0.9	-0.1	-0.3	0.8	0.4
Automotive parts and accessories retailers.....	44133		4.0	1.2	0.2	-0.5	0.9	0.0
Automotive parts and accessories retailers.....	441330		4.0	1.2	0.2	-0.5	0.9	0.0
Primary services.....		441330-P	4.0	1.2	0.2	-0.5	0.9	0.0
Automotive parts and accessories store services, in-store retailing.....		441330-A	4.0	1.2	0.2	-0.5	0.9	0.0
Tire dealers.....	44134		-5.3	-5.0	-0.5	0.2	0.5	1.2
Tire dealers.....	441340		-5.3	-5.0	-0.5	0.2	0.5	1.2
Primary services.....		441340-P	-5.3	-5.0	-0.5	0.2	0.5	1.2
Tire dealer services, in-store retailing.....		441340-A	-5.3	-5.0	-0.5	0.2	0.5	1.2
Building material & garden supply retailers.....	444		0.0	0.8	1.2	-1.6	0.5	-0.7
Building material and supplies dealers.....	4441		1.0	0.6	1.9	-2.0	0.4	-0.4
Building material and supplies dealers.....	44410		1.0	0.6	1.9	-2.0	0.4	-0.4
Building materials and supplies dealers.....	444100		1.0	0.6	1.9	-2.0	0.4	-0.4
Primary services.....		444100-P	1.0	0.6	1.9	-2.0	0.4	-0.4
Building materials and supplies dealer services, in-store retailing.....		444100-A	-3.3	0.0	2.6	-2.7	0.6	-0.7
Retailing of building materials, paint, and hardware.....		444100-A1	-4.4	-0.5	3.9	-3.8	0.9	-1.1
Retailing of all other goods.....		444100-A2	0.8	1.5	-1.7	1.2	-0.5	0.9
Lawn and garden equip and supplies retailers.....	4442		-4.4	1.9	-2.5	0.6	1.5	-1.8
Nursery, garden, and farm supply retailers.....	44424		-4.4	1.9	-2.5	0.6	1.5	-1.8
Nursery, garden, and farm supply retailers.....	444240		-4.4	1.9	-2.5	0.6	1.5	-1.8
Primary services.....		444240-P	-4.4	1.9	-2.5	0.6	1.5	-1.8
Nursery, garden center, and farm supply store services, in-store retailing.....		444240-A	-4.4	1.9	-2.5	0.6	1.5	-1.8
Food and beverage retailers.....	445		1.7	1.6	-0.2	0.8	-0.4	-3.1
Grocery retailers.....	4451		1.9	1.7	-0.1	1.1	0.0	-3.4
Grocery (except convenience) retailers.....	44511		1.9	1.7	-0.1	1.1	0.0	-3.4
Supermarkets and other grocery stores.....	445110		1.9	1.7	-0.1	1.1	0.0	-3.4
Primary services.....		445110-P	1.9	1.7	-0.1	1.1	0.0	-3.4
Supermarket and other grocery store services.....		445110-3	1.9	1.7	-0.1	1.1	0.0	-3.4
Retailing of food and beverage products.....		445110-32	1.5	1.9	-0.5	1.1	-0.1	-3.8
Retailing of fresh meats.....		445110-321	-2.2	-1.4	3.4	0.3	0.4	-5.0
Retailing of fresh fruits and vegetables.....		445110-322	-3.3	0.7	-0.7	0.8	0.1	-3.7
Retailing of bakery products.....		445110-323	4.0	-2.7	0.4	6.4	-0.8	-1.3
Retailing of dairy products.....		445110-324	-7.6	7.2	-4.0	2.5	-5.5	-3.0
Retailing of deli products.....		445110-325	-3.9	-1.3	-0.6	0.5	-1.2	-1.9
Retailing of frozen food products.....		445110-326	2.2	0.3	-2.2	2.7	-1.1	1.2
Retailing of alcoholic beverages.....		445110-327	2.8	3.5	-0.6	0.9	-2.7	-7.6
Retailing of all other food and beverage products.....		445110-328	7.9	3.7	-0.8	0.7	1.7	-4.6
Retailing of nonfood products.....		445110-33	3.8	0.5	1.6	1.2	0.2	-1.4
Retailing of cleaning and paper products.....		445110-331	11.1	-1.6	-1.0	1.1	0.0	1.8
Retailing of health and beauty products.....		445110-332	9.5	2.7	3.2	0.0	-1.1	0.3
Retailing of all other nonfood products.....		445110-333	-4.7	-0.9	1.0	2.5	1.6	-4.7
Specialty food retailers.....	4452		3.1	1.4	-0.4	-0.2	-5.9	-0.7
Specialty food retailers.....	445200		3.1	1.4	-0.4	-0.2	-5.9	-0.7
Primary services.....		445200-P	3.1	1.4	-0.4	-0.2	-5.9	-0.7

See footnotes at end of table.

Table 12. Producer price index percentage changes for the net output of selected industries and their products, not seasonally adjusted — Continued
 [July 2024]

Title ¹	Industry code	Product code	Unadjusted 12-month percent change ²	Unadjusted 1-month percent change ²				
				July 2023 to July 2024 ^P	Feb. to Mar.	Mar. to Apr. ^P	Apr. to May ^P	May to June ^P
Specialty food retailers - Continued								
Specialty food retailer services, in-store retailing.....		445200-A	3.1	1.4	-0.4	-0.2	-5.9	-0.7
Beer, wine, and liquor retailers.....	4453		-1.5	0.9	-0.3	-1.5	0.0	-1.0
Beer, wine, and liquor retailers.....	44532		-1.5	0.9	-0.3	-1.5	0.0	-1.0
Beer, wine, and liquor retailers.....	445320		-1.5	0.9	-0.3	-1.5	0.0	-1.0
Primary services.....		445320-P	-1.5	0.9	-0.3	-1.5	0.0	-1.0
Beer, wine, and liquor retailer services, in-store retailing.....		445320-A	-1.5	0.9	-0.3	-1.5	0.0	-1.0
Retailing of beer, wine, and liquor.....		445320-A1	-4.0	1.0	-0.3	-2.1	-0.1	-1.3
Retailing of all other goods and sales of prepared foods.....		445320-A2	13.2	0.0	0.0	1.3	0.0	0.6
Furniture, home furnishings, electronics, and appliance retailers.....	449		-0.1	-3.3	0.6	0.1	0.3	0.6
Furniture and Home Furnishings Retailers.....	4491		0.0	-3.0	1.1	0.0	0.5	-0.3
Furniture retailers.....	44911		-2.3	-3.1	1.3	-0.5	-0.2	-0.4
Furniture retailers.....	449110		-2.3	-3.2	1.3	-0.5	-0.2	-0.4
Primary services.....		449110-P	-2.5	-3.3	1.4	-0.5	-0.3	-0.4
Furniture retailer services, in-store retailing.....		449110-A	-2.5	-3.3	1.4	-0.5	-0.3	-0.4
Other receipts.....		449110-SM	1.4	0.3	-1.4	0.7	1.2	-0.2
Floor covering retailers.....	44912		7.0	-2.4	0.5	1.4	2.6	0.2
Floor covering retailers.....	449121		7.0	-2.4	0.5	1.4	2.6	0.2
Primary services.....		449121-P	7.0	-2.4	0.5	1.4	2.6	0.2
Floor covering retailer services, in-store retailing.....		449121-A	7.0	-2.4	0.5	1.4	2.6	0.2
Electronics and appliance retailers.....	4492		-0.4	-3.8	-0.4	0.3	-0.2	2.3
Electronics and appliance retailers.....	44921		-0.4	-3.8	-0.4	0.3	-0.2	2.3
Electronics and appliance retailers.....	449210		-0.4	-3.8	-0.4	0.3	-0.2	2.3
Primary products.....		449210-P	-0.4	-3.8	-0.4	0.3	-0.2	2.3
Electronics and appliance retailers services, in-store retailing.....		449210-A	0.9	0.2	-1.0	0.8	0.3	2.4
Retailing of entertainment and communication products.....		449210-A1	6.4	0.4	-1.5	0.0	1.3	0.2
Retailing of computers, hardware, software, and supplies.....		449210-A2	8.7	0.0	0.0	0.0	0.1	4.4
Retailing of major household appliances.....		449210-A3	-10.7	1.4	-9.4	8.5	-3.0	0.0
Retailing of all other goods.....		449210-A4	-19.1	0.0	-1.6	4.2	-1.4	3.2
Electronic and appliance retailers services, online retailing.....		449210-B	-3.2	-11.5	0.9	-0.9	-1.4	2.2
General merchandise retailers.....	455		2.6	2.0	0.8	0.6	-0.2	-1.9
Department stores.....	4551		2.3	-1.0	-3.7	3.1	-1.0	-6.5
Department stores.....	45511		2.3	-1.0	-3.7	3.1	-1.0	-6.5
Department stores.....	455110		2.3	-1.0	-3.7	3.1	-1.0	-6.5
Primary services.....		455110-P	2.3	-1.0	-3.7	3.1	-1.0	-6.5
Department store services, in-store retailing.....		455110-A	6.7	-1.3	-0.5	4.3	-1.2	-3.1
Retailing of apparel.....		455110-A1	-	2.7	2.1	-3.8	-5.1	-1.8
Retailing of all other goods.....		455110-A2	-	-3.8	-2.2	9.7	1.4	-3.9
Department store services, online retailing.....		455110-B	-6.7	-0.4	-9.6	0.7	-0.5	-13.7
Other general merchandise retailers.....	4552		2.6	2.6	1.6	0.2	0.0	-1.1
Other general merchandise retailers.....	45521		2.6	2.6	1.6	0.2	0.0	-1.1
Warehouse clubs, supercenters, and other general merchandise retailers.....	455210		2.6	2.6	1.6	0.2	0.0	-1.1
Primary services.....		455210-P	2.6	2.6	1.6	0.2	0.0	-1.1
Warehouse clubs, supercenters, and other general merch. retailer services, in-store retailing.....		455210-A	-0.8	0.0	2.3	0.3	0.0	-2.3
Warehouse clubs and supercenters.....		455210-A1	-1.1	0.0	2.6	0.4	-0.1	-2.5
All other general merchandise stores.....		455210-A2	1.8	0.0	0.1	0.0	0.1	-0.4
Health and personal care retailers.....	456		-1.2	-0.9	0.8	-0.5	0.4	0.3
Health and personal care retailers.....	4561		-1.2	-0.9	0.8	-0.5	0.4	0.3
Pharmacies and drug retailers.....	45611		-3.0	-1.0	0.5	-0.6	0.6	0.4
Pharmacies and drug retailers.....	456110		-3.0	-1.0	0.5	-0.6	0.6	0.4
Primary services.....		456110-P	-3.0	-1.0	0.5	-0.6	0.6	0.4
Pharmacy and drug retailer services, in-store retailing.....		456110-A	-5.4	-1.7	0.9	-1.0	1.0	0.6
Retailing of prescription drugs.....		456110-A1	-9.7	-2.4	0.9	-1.1	0.5	0.9
Retailing of over-the-counter drugs and all other goods.....		456110-A2	6.2	-0.1	0.8	-0.7	2.3	0.0
Retailing of over-the-counter drugs.....		456110-A21	1.6	0.7	1.7	-4.8	0.0	0.0
Retailing of all other goods.....		456110-A22	7.7	-0.4	0.5	0.7	3.0	0.0

See footnotes at end of table.

Table 12. Producer price index percentage changes for the net output of selected industries and their products, not seasonally adjusted — Continued
 [July 2024]

Title ¹	Industry code	Product code	Unadjusted 12-month percent change ²	Unadjusted 1-month percent change ²				
				July 2023 to July 2024 ^P	Feb. to Mar.	Mar. to Apr. ^P	Apr. to May ^P	May to June ^P
Optical goods retailers.....	45613		21.4	0.4	1.5	-0.1	0.0	0.0
Optical goods retailers.....	456130		20.8	0.4	1.5	-0.1	0.0	0.0
Primary services.....		456130-P	24.2	0.4	1.7	-0.1	0.0	0.0
Optical goods retailer services, in-store retailing.....		456130-A	24.2	0.4	1.7	-0.1	0.0	0.0
Food (health) supplement retailers.....	456191		0.8	-1.2	3.7	0.2	-3.3	-0.5
Primary services.....		456191-P	0.8	-1.2	3.7	0.2	-3.3	-0.5
Food (health) supplement store services, in-store retailing.....		456191-A	0.8	-1.2	3.7	0.2	-3.3	-0.5
Gasoline Stations and Fuel Dealers.....	457		8.6	-0.4	-5.6	10.0	2.5	-4.1
Gasoline stations.....	4571		9.2	-1.4	-6.7	11.7	4.0	-4.6
Gasoline stations.....	45710		9.2	-1.4	-6.7	11.7	4.0	-4.6
Gasoline stations.....	457100		9.2	-1.4	-6.7	11.7	4.0	-4.6
Primary products.....		457100-P	9.4	-1.4	-6.9	12.1	4.1	-4.8
Gasoline station services.....		457100-1	9.4	-1.4	-6.9	12.1	4.1	-4.8
Retailing of automotive fuels and lubricants.....		457100-11	11.1	2.1	-13.2	17.8	6.6	-7.9
Retailing of all other goods, sales of prepared foods, and repair services.....		457100-12	6.2	-7.9	6.5	2.3	-0.8	1.6
Fuel dealers.....	4572		6.2	5.6	0.0	1.8	-6.3	-1.3
Fuel dealers.....	45721		6.2	5.6	0.0	1.8	-6.3	-1.3
Fuel dealers.....	457210		6.2	5.6	0.0	1.8	-6.3	-1.3
Primary services.....		457210-P	6.1	5.7	0.0	1.8	-6.4	-1.3
Fuel Dealer Services.....		457210-1	6.1	5.7	0.0	1.8	-6.4	-1.3
Clothing and clothing accessories retailers.....	458		6.3	1.6	-2.4	-1.7	-2.3	-2.6
Clothing retailers.....	4581		6.2	3.5	-3.1	0.5	-2.9	-4.3
Clothing retailers.....	45811		6.2	3.5	-3.1	0.5	-2.9	-4.3
Clothing and clothing accessories retailers.....	458110		6.2	3.5	-3.1	0.5	-2.9	-4.3
Primary services.....		458110-P	6.2	3.5	-3.1	0.5	-2.9	-4.3
Clothing and clothing accessories retailer services, in-store retailing.....		458110-A	6.7	4.4	-2.3	0.3	-2.1	-3.6
Retailing of apparel.....		458110-A1	6.4	4.0	-3.1	-1.7	-0.3	-3.9
Retailing of men's apparel.....		458110-A11	4.8	3.2	-1.8	3.4	-1.9	-2.0
Retailing of women's apparel.....		458110-A12	7.4	4.3	-2.8	-3.6	0.2	-4.5
Retailing of children's apparel.....		458110-A13	6.0	4.5	-7.4	-3.4	1.2	-5.2
Retailing of all other goods.....		458110-A2	7.1	5.3	0.1	5.8	-7.0	-2.9
Shoe retailers.....	4582		3.0	-4.1	-5.1	-8.6	-3.5	0.3
Shoe retailers.....	45821		3.0	-4.1	-5.1	-8.6	-3.5	0.3
Shoe retailers.....	458210		3.0	-4.1	-5.1	-8.6	-3.5	0.3
Primary services.....		458210-P	3.0	-4.1	-5.1	-8.6	-3.5	0.3
Shoe retailer services, in-store retailing.....		458210-A	3.0	-4.1	-5.1	-8.6	-3.5	0.3
Jewelry retailers.....	4583		9.2	1.2	3.1	-2.4	0.9	0.2
Jewelry retailers.....	45831		9.2	1.2	3.1	-2.4	0.9	0.2
Jewelry retailers.....	458310		9.2	1.2	3.1	-2.4	0.9	0.2
Primary services.....		458310-P	9.2	1.2	3.1	-2.4	0.9	0.2
Jewelry retailer services, in-store retailing.....		458310-A	10.2	1.4	3.8	-2.9	1.1	0.2
Sporting goods and hobby retailers.....	4591		1.0	1.6	-0.7	7.7	-4.2	3.3
Sporting goods retailers.....	45911		-0.3	2.1	-2.0	10.4	-5.8	4.6
Sporting goods retailers.....	459110		-0.3	2.1	-2.0	10.4	-5.8	4.6
Primary services.....		459110-P	-0.3	2.1	-2.0	10.6	-5.9	4.7
Sporting goods store services, in-store retailing.....		459110-A	-3.6	3.0	-2.8	14.8	-8.0	6.5
Retailing of sporting goods.....		459110-A1	-1.5	0.9	-3.6	3.9	-6.4	1.5
Hobby, toy, and game retailers.....	45912		4.8	0.4	3.0	0.5	0.5	-0.2
Hobby, toy, and game retailers.....	459120		4.8	0.4	3.0	0.5	0.5	-0.2
Primary services.....		459120-P	4.8	0.4	3.0	0.5	0.5	-0.2
Hobby, toy, and game store services, in-store retailing.....		459120-A	-0.3	0.0	0.1	0.0	0.0	0.1
Retailing of hobby and craft goods, toys, and games (including video games).....		459120-A1	-0.1	0.0	0.1	0.0	0.0	0.1
Retailing of all other goods.....		459120-A2	-0.6	0.0	0.0	0.0	0.0	0.0
Book retailers and news dealers.....	4592		0.2	0.3	-0.4	-0.9	1.6	0.0
Book retailers and news dealers.....	45921		0.2	0.3	-0.4	-0.9	1.6	0.0
Book retailers and news dealers.....	459210		0.2	0.3	-0.4	-0.9	1.6	0.0

See footnotes at end of table.

Table 12. Producer price index percentage changes for the net output of selected industries and their products, not seasonally adjusted — Continued
 [July 2024]

Title ¹	Industry code	Product code	Unadjusted 12-month percent change ²	Unadjusted 1-month percent change ²				
				July 2023 to July 2024 ^P	Feb. to Mar.	Mar. to Apr. ^P	Apr. to May ^P	May to June ^P
Book retailers and news dealers - Continued								
Primary services.....		459210-P	0.2	0.3	-0.4	-0.9	1.6	0.0
Book retailer and news dealer services, in-store retailing.....		459210-A	0.2	0.4	-0.5	-1.2	2.1	0.0
Retailing of books.....		459210-A1	0.1	0.5	-0.7	-1.7	2.8	0.0
Retailing of all other goods.....		459210-A2	0.6	0.0	0.0	0.0	0.3	0.0
Office supplies, stationery, and gift retailers.....	4594		0.2	0.3	0.7	0.9	0.0	-1.2
Office supplies, stationery, and gift retailers.....	45940		0.2	0.3	0.7	0.9	0.0	-1.2
Office supplies, stationery, and gift retailers.....	459400		0.2	0.3	0.7	0.9	0.0	-1.2
Primary services.....		459400-P	0.2	0.3	0.7	0.9	0.0	-1.2
Office supplies, stationery, and gift retailer services, in-store retailing.....		459400-A	0.1	0.5	1.0	1.3	0.1	-1.8
Air transportation.....	481		-3.7	3.7	-1.4	-5.0	4.6	-1.9
Scheduled air transportation.....	4811		-4.4	4.0	-1.7	-5.5	5.2	-2.1
Scheduled air transportation.....	48111		-4.4	4.0	-1.7	-5.5	5.2	-2.1
Scheduled passenger air transportation.....	481111		-4.5	4.2	-1.8	-5.6	5.4	-2.2
Primary services.....		481111-P	-4.5	4.2	-1.8	-5.6	5.4	-2.2
Domestic.....		481111-1	-2.0	1.8	-2.2	-3.5	0.8	-2.4
Domestic first class, including business.....		481111-101	-7.9	-2.2	-4.5	0.9	-6.2	-9.4
Domestic coach.....		481111-102	-1.5	2.2	-2.0	-3.9	1.4	-1.9
International.....		481111-2	-10.3	11.5	-0.6	-11.4	18.9	-1.5
International first class, including business.....		481111-201	-15.7	0.0	-8.7	-12.3	12.8	-11.6
International coach.....		481111-202	-9.7	13.1	0.4	-11.3	19.5	-0.4
Scheduled freight air transportation.....	481112		-0.6	-2.4	0.9	-0.8	0.5	-0.7
Primary services.....		481112-P	-0.9	0.7	0.0	-0.4	1.4	-1.7
Scheduled freight air transportation services.....		481112-1	-0.3	1.0	0.0	-0.4	1.6	-1.9
Domestic scheduled freight air transportation services.....		481112-101	-3.5	0.3	-1.7	0.1	1.7	-1.7
International scheduled freight air transportation services.....		481112-102	2.6	1.5	1.4	-0.8	1.6	-2.0
Scheduled mail air transportation services.....		481112-2	-9.9	-3.3	0.9	-1.2	-3.0	2.0
Nonscheduled air transportation.....	4812		2.7	0.4	1.0	-0.2	0.0	-0.2
Nonscheduled air transportation.....	48121		2.7	0.4	1.0	-0.2	0.0	-0.2
Nonscheduled air passenger chartering.....	481211		2.9	0.3	0.5	-0.1	0.0	0.0
Primary services.....		481211-P	3.1	0.3	0.4	-0.1	0.0	0.0
Domestic nonscheduled air passenger services.....		481211-1	3.6	0.4	0.4	-0.1	0.0	0.0
International nonscheduled air passenger services.....		481211-2	0.6	0.0	0.6	0.0	0.0	0.0
Nonscheduled air freight chartering.....	481212		2.4	0.9	2.3	-0.5	0.0	-0.7
Primary services.....		481212-P	2.4	0.9	2.3	-0.5	0.0	-0.7
Domestic nonscheduled air freight services.....		481212-1	-1.3	0.0	0.0	0.0	0.0	-1.2
International nonscheduled air freight services.....		481212-2	9.8	2.6	6.8	-1.3	0.0	0.0
Other receipts.....		481212-SM	-	-	-	-	0.7	0.0
Rail transportation.....	482		3.8	-0.1	0.9	0.2	0.0	0.6
Rail transportation.....	4821		3.8	-0.1	0.9	0.2	0.0	0.6
Rail transportation.....	48211		3.8	-0.1	0.9	0.2	0.0	0.6
Line-haul railroads.....	482111		3.8	-0.1	0.9	0.2	0.0	0.6
Primary services.....		482111-P	3.8	-0.1	0.9	0.2	0.0	0.6
Freight rail transportation.....		482111-4	3.9	-0.1	0.9	0.2	0.0	0.6
Carload freight rail transportation.....		482111-411	4.3	-0.1	1.1	0.0	0.0	0.5
Intermodal freight rail transportation.....		482111-412	2.2	-0.3	0.3	0.8	-0.3	1.0
Passenger rail transportation.....		482111-5	0.0	0.0	0.0	0.0	0.0	0.0
Coach service class.....		482111-506	0.0	0.0	0.0	0.0	0.0	0.0
All other service classes.....		482111-507	0.0	0.0	0.0	0.0	0.0	0.0
Water transportation.....	483		2.0	-1.2	0.5	1.2	0.3	0.3
Deep sea freight transportation.....	483111		-6.6	-2.9	0.2	1.3	0.8	0.1
Primary services.....		483111-P	-6.6	-2.9	0.2	1.3	0.8	0.1
Deep sea freight transportation services.....		483111-5	-6.6	-2.9	0.2	1.3	0.8	0.1
Coastal and Great Lakes freight transport.....	483113		9.5	-0.3	0.7	1.4	0.1	0.3
Primary services.....		483113-P	9.6	-0.2	0.7	1.4	0.1	0.3
Coastal and intercoastal freight transportation.....		483113-1	11.9	-0.5	0.6	2.3	0.2	0.3
Great Lakes - St. Lawrence Seaway freight transportation.....		483113-2	5.0	1.7	2.7	-0.5	-0.6	0.3
Coastal and intercoastal towing transportation.....		483113-3	5.5	-0.4	0.0	-0.1	-0.1	0.3

See footnotes at end of table.

Table 12. Producer price index percentage changes for the net output of selected industries and their products, not seasonally adjusted — Continued
 [July 2024]

Title ¹	Industry code	Product code	Unadjusted 12-month percent change ²	Unadjusted 1-month percent change ²				
				July 2023 to July 2024 ^P	Feb. to Mar.	Mar. to Apr. ^P	Apr. to May ^P	May to June ^P
Inland water transportation.....	4832		4.9	0.4	0.9	0.3	-0.6	0.7
Inland water transportation.....	48321		4.9	0.4	0.9	0.3	-0.6	0.7
Inland water freight transportation.....	483211		4.9	0.4	0.9	0.3	-0.6	0.7
Primary services.....		483211-P	5.1	0.4	0.9	0.4	-0.6	0.7
Inland water freight transportation services.....		483211-3	5.1	0.4	0.9	0.4	-0.6	0.7
Truck transportation.....	484		3.0	-1.0	0.5	1.7	-0.1	0.7
General freight trucking.....	4841		4.2	-1.4	0.5	2.3	-0.1	1.0
General freight trucking, local.....	48411		5.5	0.8	1.2	-0.6	-0.2	0.6
General freight trucking, local.....	484110		5.5	0.8	1.2	-0.6	-0.2	0.6
Primary services.....		484110-P	3.4	1.2	1.1	-0.7	-0.4	0.0
General freight trucking services, local.....		484110-1	3.4	1.2	1.1	-0.7	-0.4	0.0
General freight trucking, local, truckload.....		484110-15	0.2	-0.7	1.4	-0.7	-0.6	0.0
General freight trucking, local, less than truckload.....		484110-16	9.4	4.8	0.7	-0.7	0.0	0.1
General freight trucking, long-distance.....	48412		3.9	-2.0	0.2	3.2	0.0	1.1
General freight trucking, long-distance TL.....	484121		2.7	-3.1	0.1	4.9	0.5	0.6
Primary services.....		484121-P	-1.9	-1.1	0.5	-1.2	-0.2	0.4
General freight trucking, long-distance, truckload.....		484121-2	-1.9	-1.1	0.5	-1.2	-0.2	0.4
General freight trucking, long-distance LTL.....	484122		7.1	0.5	0.6	-0.9	-1.2	2.2
Primary services.....		484122-P	7.1	0.5	0.6	-0.9	-1.2	2.2
General freight trucking, long-distance less than truckload.....		484122-1	7.1	0.5	0.6	-0.9	-1.2	2.2
Specialized freight trucking.....	4842		-0.8	0.3	0.6	-0.2	-0.1	0.0
Used household and office goods moving.....	48421		-1.9	0.0	1.4	1.3	0.2	-0.4
Used household and office goods moving.....	484210		-1.9	0.0	1.4	1.3	0.2	-0.4
Primary services.....		484210-P	-1.9	0.0	1.4	1.3	0.2	-0.4
Used household and office goods moving, except local.....		484210-2	0.5	0.0	2.2	2.4	0.3	-0.6
Residential moving services, except local.....		484210-21	0.2	-0.1	2.0	2.8	0.6	-0.7
Commercial and other goods moving services, except local.....		484210-22	2.0	0.6	3.0	0.0	-1.5	0.1
Used household and office goods moving, local.....		484210-4	-6.5	0.0	0.0	-0.9	0.0	0.0
Residential moving services, local.....		484210-41	-7.8	0.0	0.0	-0.9	0.0	0.0
Commercial and other goods moving services, local.....		484210-42	0.7	0.0	0.0	-0.6	0.0	0.0
Specialized freight (except used) trucking, local.....	48422		2.3	0.6	1.2	0.0	-0.2	0.0
Specialized freight (except used goods) trucking, local.....	484220		2.3	0.6	1.2	0.0	-0.2	0.0
Primary services.....		484220-P	4.0	0.7	1.5	0.0	-0.3	0.0
Specialized freight (except used goods) trucking, local.....		484220-6	4.0	0.7	1.5	0.0	-0.3	0.0
Local hazardous materials trucking (except waste).....		484220-601	3.2	0.0	0.0	0.0	0.0	0.0
Local agricultural products trucking without storage.....		484220-602	0.9	0.0	0.0	0.0	-2.0	0.0
Dump trucking.....		484220-603	4.4	0.0	3.3	0.0	0.0	0.0
Local specialized trucking without storage.....		484220-604	3.0	0.0	0.0	0.0	0.0	0.0
Specialized freight (except used) trucking, long-distance.....	48423		-3.8	0.1	-0.5	-0.9	-0.1	0.1
Specialized freight (except used goods) trucking, long-distance.....	484230		-3.8	0.1	-0.5	-0.9	-0.1	0.1
Primary services.....		484230-P	-4.2	0.2	-0.6	-1.0	0.0	0.1
Specialized freight (except used goods) trucking, long-distance.....		484230-6	-4.2	0.2	-0.6	-1.0	0.0	0.1
Agricultural products trucking, long-distance.....		484230-602	5.8	-0.1	0.5	-2.8	1.2	0.2
All other specialized trucking, long-distance.....		484230-603	-5.7	0.2	-0.7	-0.7	-0.2	0.1
Pipeline Transportation.....	486		1.3	0.0	1.5	0.1	0.0	0.7
Pipeline transportation of crude oil.....	4861		3.2	0.0	0.0	0.3	0.0	1.6
Pipeline transportation of crude oil.....	48611		3.2	0.0	0.0	0.3	0.0	1.6
Pipeline transportation of crude oil.....	486110		3.2	0.0	0.0	0.3	0.0	1.6
Primary services.....		486110-P	3.3	0.0	0.0	0.3	0.0	1.7
Pipeline transportation of crude oil.....		486110-3	3.3	0.0	0.0	0.3	0.0	1.7
Trans-Alaskan Pipeline System transportation.....		486110-311	10.5	0.0	0.0	0.0	0.0	11.2
Pipeline transportation of crude petroleum, except on the Trans-Alaskan Pipeline System.....		486110-312	2.8	0.0	0.0	0.3	0.0	1.1
Pipeline transportation of natural gas.....	4862		0.3	0.0	2.7	0.0	0.0	0.0
Pipeline transportation of natural gas.....	48621		0.3	0.0	2.7	0.0	0.0	0.0
Pipeline transportation of natural gas.....	486210		0.3	0.0	2.7	0.0	0.0	0.0
Primary services.....		486210-P	0.3	0.0	2.7	0.0	0.0	0.0

See footnotes at end of table.

Table 12. Producer price index percentage changes for the net output of selected industries and their products, not seasonally adjusted — Continued
 [July 2024]

Title ¹	Industry code	Product code	Unadjusted 12-month percent change ²	Unadjusted 1-month percent change ²					
				July 2023 to July 2024 ^P	Feb. to Mar.	Mar. to Apr. ^P	Apr. to May ^P	May to June ^P	June to July ^P
Pipeline transportation of natural gas - Continued									
Pipeline transportation of natural gas services.....		486210-1	0.3	0.0	2.7	0.0	0.0	0.0	0.0
Other pipeline transportation.....	4869		1.7	0.0	0.0	0.0	0.0	0.0	1.4
Pipeline transportation of refined petroleum products.....	48691		1.7	0.0	0.0	0.0	0.0	0.0	1.4
Refined petroleum product pipeline transport.....	486910		1.7	0.0	0.0	0.0	0.0	0.0	1.4
Primary services.....		486910-P	1.7	0.0	0.0	0.0	0.0	0.0	1.4
Pipeline transportation of refined petroleum products.....		486910-1	1.7	0.0	0.0	0.0	0.0	0.0	1.4
Transportation support activities.....	488		7.4	-0.5	1.0	3.5	0.0	0.0	-0.1
Air transportation support activities.....	4881		6.6	1.8	-0.4	1.1	0.7	0.7	0.7
Airport operations.....	48811		3.5	2.7	-1.2	1.6	1.2	1.2	1.2
Other airport operations.....	488119		3.5	2.7	-1.2	1.6	1.2	1.2	1.2
Primary services.....		488119-P	3.5	2.7	-1.2	1.6	1.2	1.2	1.2
Aeronautical services.....		488119-5	7.1	-0.1	0.0	0.1	0.0	0.0	2.7
Landing fees.....		488119-501	5.1	0.0	-1.0	0.0	0.0	0.0	2.1
Terminal rental.....		488119-502	12.3	-0.2	0.6	0.2	0.1	0.1	4.2
Other aeronautical services.....		488119-503	-0.5	0.0	0.0	0.0	0.0	0.0	0.4
Non-aeronautical services.....		488119-6	-0.1	5.7	-2.5	3.2	2.5	0.4	-0.4
Airport parking.....		488119-601	6.1	1.6	0.2	1.0	0.0	0.1	0.1
Lease space for rental cars.....		488119-602	-15.6	16.2	-9.3	7.9	7.6	-1.5	-1.5
Lease space for concessions.....		488119-603	5.0	12.4	-3.2	7.2	5.3	-0.9	-0.9
Other non-aeronautical services.....		488119-604	5.7	0.0	0.0	0.2	0.3	0.0	0.0
Other air transportation support activities.....	48819		12.0	0.5	0.9	0.4	0.0	0.0	-0.1
Other support activities for air transport.....	488190		12.0	0.5	0.9	0.4	0.0	0.0	-0.1
Primary services.....		488190-P	12.1	0.5	0.9	0.5	0.0	0.0	-0.1
Other air transportation support activities.....		488190-5	12.1	0.5	0.9	0.5	0.0	0.0	-0.1
Water transportation support activities.....	4883		5.3	0.6	0.2	0.4	-0.1	0.0	0.3
Port and harbor operations.....	48831		4.3	0.0	-0.3	0.0	0.0	0.0	0.2
Port and harbor operations.....	488310		4.3	0.0	-0.3	0.0	0.0	0.0	0.2
Primary services.....		488310-P	4.8	0.0	-0.4	0.0	0.0	0.0	0.3
Port and harbor services.....		488310-1	4.8	0.0	-0.4	0.0	0.0	0.0	0.3
Marine cargo handling.....	48832		5.3	1.2	0.1	0.3	0.0	0.0	0.0
Marine cargo handling.....	488320		5.3	1.2	0.1	0.3	0.0	0.0	0.0
Primary services.....		488320-P	5.3	1.2	0.1	0.3	0.0	0.0	0.0
Movement of containers.....		488320-8	5.4	1.3	0.1	0.1	0.0	0.0	0.0
Other marine cargo handling.....		488320-9	5.2	0.0	0.0	1.8	0.0	0.0	0.0
Navigational services to shipping.....	48833		6.3	0.2	0.8	0.8	-0.2	0.0	0.8
Navigational services to shipping.....	488330		6.3	0.2	0.8	0.8	-0.2	0.0	0.8
Primary services.....		488330-P	6.5	0.2	0.8	0.9	-0.2	0.0	0.8
Navigational services to shipping and salvage.....		488330-1	6.5	0.2	0.8	0.9	-0.2	0.0	0.8
Freight transportation arrangement.....	4885		8.7	-2.5	2.4	6.3	-0.6	0.0	-0.8
Freight transportation arrangement.....	48851		8.7	-2.5	2.4	6.3	-0.6	0.0	-0.8
Freight transportation arrangement.....	488510		8.7	-2.5	2.4	6.3	-0.6	0.0	-0.8
Primary services.....		488510-P	9.3	-2.7	2.5	6.8	-0.5	0.0	-0.8
Freight forwarding.....		488510-1	-2.1	0.0	0.0	0.7	0.0	0.0	0.0
Arrangement of freight and cargo n.e.c.....		488510-2	19.1	-4.8	4.5	11.5	-0.9	0.0	-1.4
U.S. Postal Service.....	491		3.2	0.0	0.0	0.0	0.0	0.0	0.0
U.S. Postal Service.....	4911		3.2	0.0	0.0	0.0	0.0	0.0	0.0
U.S. Postal Service.....	49111		3.2	0.0	0.0	0.0	0.0	0.0	0.0
U.S. Postal Service.....	491110		3.2	0.0	0.0	0.0	0.0	0.0	0.0
Primary services.....		491110-P	3.2	0.0	0.0	0.0	0.0	0.0	0.0
Mailing services (market dominant services).....		491110-7	2.5	0.0	0.0	0.0	0.0	0.0	0.0
First class mail.....		491110-71	2.4	0.0	0.0	0.0	0.0	0.0	0.0
Retail letters.....		491110-711	3.0	0.0	0.0	0.0	0.0	0.0	0.0
Commercial letters.....		491110-712	1.8	0.0	0.0	0.0	0.0	0.0	0.0
Retail and commercial flats.....		491110-713	1.8	0.0	0.0	0.0	0.0	0.0	0.0
Other first class mail and fees.....		491110-714	3.5	0.0	0.0	0.0	0.0	0.0	0.0
Periodicals mail.....		491110-72	1.7	0.0	0.0	0.0	0.0	0.0	0.0

See footnotes at end of table.

Table 12. Producer price index percentage changes for the net output of selected industries and their products, not seasonally adjusted — Continued
 [July 2024]

Title ¹	Industry code	Product code	Unadjusted 12-month percent change ²	Unadjusted 1-month percent change ²				
				July 2023 to July 2024 ^P	Feb. to Mar.	Mar. to Apr. ^P	Apr. to May ^P	May to June ^P
U.S. Postal Service - Continued								
Outside county.....		491110-721	1.6	0.0	0.0	0.0	0.0	0.0
Other periodicals mail and fees.....		491110-722	3.4	0.0	0.0	0.0	0.0	0.0
Standard class mail.....		491110-73	3.0	0.0	0.0	0.0	0.0	0.0
High density and saturation flats and parcels.....		491110-731	2.5	0.0	0.0	0.0	0.0	0.0
Carrier route basic mail.....		491110-732	4.1	0.0	0.0	0.0	0.0	0.0
Bulk letters.....		491110-733	1.2	0.0	0.0	0.0	0.0	0.0
Bulk flats.....		491110-734	3.3	0.0	0.0	0.0	0.0	0.0
Other standard mail and fees.....		491110-735	11.2	0.0	0.0	0.0	0.0	0.0
Package services mail.....		491110-74	1.8	0.0	0.0	0.0	0.0	0.0
Special services and fees.....		491110-75	2.1	0.0	0.0	0.0	0.0	0.0
Shipping services (competitive services).....		491110-8	4.8	0.0	0.0	0.0	0.0	0.0
Domestic priority mail.....		491110-81	3.9	0.0	0.0	0.0	0.0	0.0
Other shipping services and shipping special services & fees.....		491110-82	5.4	0.0	0.0	0.0	0.0	0.0
Couriers and messengers.....	492		6.9	0.0	-0.1	0.2	-0.2	0.2
Couriers and express delivery services.....	4921		7.3	0.0	-0.1	0.2	-0.2	0.2
Couriers and express delivery services.....	49211		7.3	0.0	-0.1	0.2	-0.2	0.2
Couriers and express delivery services.....	492110		7.3	0.0	-0.1	0.2	-0.2	0.2
Primary services.....		492110-P	7.3	0.0	-0.1	0.2	-0.2	0.2
Standard courier services.....		492110-1	6.8	0.2	-0.1	0.2	0.1	-0.2
Expedited courier services.....		492110-2	8.1	-0.4	-0.2	0.1	-0.7	0.9
Domestic expedited courier services.....		492110-201	8.7	-0.4	-0.2	0.2	-0.7	0.9
International expedited courier services.....		492110-202	6.6	-0.4	-0.2	-0.1	-0.7	0.8
Local messengers and local delivery.....	4922		0.0	0.0	0.0	0.0	0.0	0.0
Local messengers and local delivery.....	49221		0.0	0.0	0.0	0.0	0.0	0.0
Local messengers and local delivery.....	492210		0.0	0.0	0.0	0.0	0.0	0.0
Primary services.....		492210-P	0.0	0.0	0.0	0.0	0.0	0.0
Local messengers and local delivery services.....		492210-1	0.0	0.0	0.0	0.0	0.0	0.0
Warehousing and storage.....	493		4.0	1.3	1.9	-0.9	-0.8	-1.0
Warehousing and storage.....	4931		4.0	1.3	1.9	-0.9	-0.8	-1.0
General warehousing and storage.....	49311		4.6	1.8	2.0	-1.1	-1.6	-1.1
General warehousing and storage.....	493110		4.6	1.8	2.0	-1.1	-1.6	-1.1
Primary services.....		493110-P	4.6	1.8	2.0	-1.1	-1.6	-1.1
General warehousing and storage services.....		493110-1	4.6	1.8	2.0	-1.1	-1.6	-1.1
Refrigerated warehousing and storage.....	49312		2.0	-0.6	1.8	0.1	2.9	-0.6
Refrigerated warehousing and storage.....	493120		2.0	-0.6	1.8	0.1	2.9	-0.6
Primary services.....		493120-P	2.0	-0.6	1.8	0.1	2.9	-0.6
Warehousing and storage of refrigerated goods.....		493120-2	2.0	-0.6	1.8	0.1	2.9	-0.6
Farm product warehousing and storage.....	49313		0.1	0.0	0.0	0.0	-0.2	0.1
Farm product warehousing and storage.....	493130		0.1	0.0	0.0	0.0	-0.2	0.1
Primary services.....		493130-P	0.3	0.0	0.0	0.0	-0.2	0.1
Farm product warehousing and storage services.....		493130-1	0.3	0.0	0.0	0.0	-0.2	0.1
Publishing industries.....	513		4.3	0.6	1.1	0.9	0.0	0.1
Newspaper, book, and directory publishers.....	5131		3.5	0.6	0.6	0.5	0.8	0.2
Newspaper publishers.....	51311		4.2	0.0	0.2	0.1	2.2	0.0
Newspaper publishers.....	513110		4.2	0.0	0.2	0.1	2.2	0.0
Primary services.....		513110-P	4.2	0.0	0.2	0.1	2.2	0.0
Newspaper publishing.....		513110-1	4.2	0.0	0.2	0.1	2.2	0.0
Newspaper publishing from print publishers.....		513110-11	4.2	0.0	0.2	0.1	2.2	0.0
Newspaper advertising sales.....		513110-111	-1.8	0.1	0.5	0.2	0.0	0.0
Newspaper advertising sales, print only.....		513110-1111	-2.2	0.1	0.7	0.3	0.0	0.0
Newspaper advertising sales, digital only and print and digital bundled.....		513110-1112	0.0	0.0	0.0	0.0	0.0	0.0
Newspaper subscription and single copy sales.....		513110-112	6.9	0.0	0.0	0.0	3.1	0.0
Newspaper subscriptions, print only.....		513110-1121	6.8	0.0	0.0	0.0	3.4	0.0
Newspaper subscriptions, online only and print and online bundled.....		513110-1122	8.5	0.1	0.2	0.1	0.1	0.2
Periodical publishers.....	51312		-1.7	2.0	1.9	0.9	0.9	0.0
Periodical publishers.....	513120		-1.7	1.9	1.9	0.8	0.9	0.0
Primary services.....		513120-P	0.1	0.0	0.1	-0.5	0.0	0.0

See footnotes at end of table.

Table 12. Producer price index percentage changes for the net output of selected industries and their products, not seasonally adjusted — Continued
 [July 2024]

Title ¹	Industry code	Product code	Unadjusted 12-month percent change ²	Unadjusted 1-month percent change ²				
				July 2023 to July 2024 ^P	Feb. to Mar.	Mar. to Apr. ^P	Apr. to May ^P	May to June ^P
Periodical publishers - Continued								
Periodical publishing.....		513120-1	0.1	0.0	0.1	-0.5	0.0	0.0
Periodical publishing from print publishers.....		513120-11	0.1	0.0	0.1	-0.5	0.0	0.0
Periodicals, advertising sales.....		513120-111	0.0	0.0	0.2	-0.9	0.0	0.0
Periodicals, subscriptions and single copy sales.....		513120-112	0.3	0.0	0.0	0.0	0.0	0.1
Specialized business and professional periodicals, subscriptions and single copy sales.....		513120-1121	1.5	0.0	0.0	0.0	0.0	0.3
General and consumer periodicals, subscriptions and single copy sales. . . .		513120-1122	0.1	0.0	0.1	0.0	0.0	0.0
Book publishers.....	51313		6.6	0.1	0.1	0.8	0.0	0.3
Book publishers.....	513130		6.5	0.1	0.1	0.8	0.0	0.3
Primary services.....		513130-P	7.3	0.2	0.2	0.9	0.0	0.3
Book publishing from print publishers.....		513130-1	7.3	0.2	0.2	0.9	0.0	0.3
Print book publishing.....		513130-101	7.3	0.2	0.2	0.9	0.0	0.3
General adult and juvenile book publishing.....		513130-1011	3.7	-1.1	0.3	2.6	-0.1	1.7
General adult book publishing.....		513130-10111	2.0	-0.2	0.3	2.8	-1.3	1.0
Juvenile book publishing.....		513130-10112	5.5	-2.1	0.3	2.4	1.3	2.4
Textbook publishing, including teachers' editions and workbooks.....		513130-1012	5.4	-0.7	0.6	-0.3	0.2	-0.2
College textbook publishing.....		513130-10121	0.3	-2.8	2.4	-1.1	0.7	-0.6
Elementary and high school textbook publishing.....		513130-10122	7.3	0.0	0.0	0.0	0.0	0.0
Technical, scientific, and professional book publishing.....		513130-1013	11.7	2.1	0.3	0.0	0.0	0.0
General reference book publishing.....		513130-1014	12.2	-0.2	-0.3	0.3	0.3	-1.6
Religious book publishing.....		513130-1015	1.1	-0.4	-3.4	3.7	-1.2	-0.1
Directory and mailing list publishers.....	51314		6.0	0.6	0.2	-0.1	0.2	1.2
Directory and mailing list publishers.....	513140		6.0	0.6	0.2	-0.1	0.2	1.2
Primary services.....		513140-P	6.3	0.6	0.2	-0.1	0.2	1.3
Directory and mailing list publishing.....		513140-1	6.3	0.6	0.2	-0.1	0.2	1.3
Directory and mailing list publishing from print publishers.....		513140-11	4.1	1.8	-0.6	-0.9	0.8	0.1
Directory and mailing list publishing from print - ad sales incl. phone directory listings.....		513140-111	0.1	0.0	0.0	0.0	0.0	0.0
Directory and mailing list publishing from print - subscription, content, and licensing sales.....		513140-112	6.8	3.0	-0.9	-1.5	1.3	0.2
Directory and mailing list publishing from Internet publishers.....		513140-12	6.9	0.2	0.4	0.2	0.0	1.6
Other publishers.....	51319		-0.1	0.0	0.0	0.1	-0.2	0.0
Greeting card publishers.....	513191		0.0	0.0	0.0	0.0	0.0	0.0
Primary services.....		513191-P	0.1	0.0	0.0	0.0	0.0	0.0
Greeting card publishing.....		513191-1	0.1	0.0	0.0	0.0	0.0	0.0
Greeting card publishing from print publishers.....		513191-101	0.1	0.0	0.0	0.0	0.0	0.0
All other publishers.....	513199		-0.3	0.1	-0.2	0.2	-0.9	-0.2
Primary services.....		513199-P	-0.7	0.1	-0.2	0.3	-0.9	-0.2
All other publishing including yearbooks, art prints, patterns, and trading cards. . . .		513199-1	-0.7	0.1	-0.2	0.3	-0.9	-0.2
All other publishing including yearbooks, art prints, patterns, and trading cards, from print.....		513199-11	-0.7	0.1	-0.2	0.3	-0.9	-0.2
Software publishers.....	5132		4.8	0.6	1.5	1.2	-0.6	0.0
Software publishers.....	51321		4.8	0.6	1.5	1.2	-0.6	0.0
Software publishers.....	513210		4.7	0.6	1.5	1.2	-0.6	0.0
Primary services.....		513210-P	5.5	0.6	1.6	1.3	-0.7	0.3
Software publishing, except games.....		513210-5	4.8	0.9	1.6	1.4	-0.3	0.2
System & application software publishing, excluding maintenance, tech support & games.....		513210-505	3.2	0.6	1.1	1.7	-0.2	-0.3
System software publishing.....		513210-50501	2.2	0.9	1.9	-0.1	-0.7	1.7
Application software publishing.....		513210-50502	4.5	0.2	0.1	4.0	0.4	-2.6
Desktop and portable device application software publishing.....		513210-505021	0.7	0.3	-0.6	-1.0	2.2	-3.6
Other application software publishing.....		513210-505022	6.9	0.1	0.6	7.2	-0.7	-2.1
Software maintenance, technical support, and other services related to software publishing.....		513210-506	19.7	3.8	5.6	-1.0	-1.1	3.9
Game software publishing.....		513210-7	15.0	-2.6	2.1	0.0	-5.4	1.8
Other receipts.....		513210-SM	-2.6	0.0	0.0	0.0	0.0	-2.6
Broadcasting, except Internet.....	516		-5.1	-2.3	1.9	2.1	-2.6	-1.5
Radio and television broadcasting.....	5161		-2.9	-3.4	0.1	-1.2	0.7	-3.6
Radio broadcasting.....	51611		-8.2	0.8	-0.9	2.3	-0.2	-8.3
Radio broadcasting stations.....	516110		-8.2	0.8	-0.9	2.3	-0.2	-8.3
Primary services.....		516110-P	-8.4	0.8	-0.9	2.4	-0.2	-8.5

See footnotes at end of table.

Table 12. Producer price index percentage changes for the net output of selected industries and their products, not seasonally adjusted — Continued
 [July 2024]

Title ¹	Industry code	Product code	Unadjusted 12-month percent change ²	Unadjusted 1-month percent change ²				
			July 2023 to July 2024 ^P	Feb. to Mar.	Mar. to Apr. ^P	Apr. to May ^P	May to June ^P	June to July ^P
Radio broadcasting stations - Continued								
Radio station services.....		516110-1	-8.4	0.8	-0.9	2.4	-0.2	-8.5
Radio station advertising sales.....		516110-101	-10.2	1.0	-1.1	2.9	-0.2	-10.3
Radio station advertising sales, local.....		516110-10101	-12.5	4.9	-1.9	0.4	-1.0	-9.2
Radio station advertising sales, national and regional.....		516110-10102	-4.2	-7.8	1.2	9.3	1.7	-12.7
Other radio station services.....		516110-102	0.0	0.0	0.0	0.0	0.0	0.0
Other receipts.....		516110-SM	1.1	0.1	0.0	0.0	0.1	0.5
Television broadcasting.....	51612		-1.3	-4.6	0.3	-2.2	1.0	-2.3
Television broadcasting stations.....	516120		-1.3	-4.6	0.3	-2.2	1.0	-2.3
Primary services.....		516120-P	-1.0	-4.4	0.3	-2.1	1.1	-2.1
Television station advertising sales.....		516120-3	-1.7	-7.2	0.4	-3.6	1.8	-3.6
Other television station broadcasting services.....		516120-4	0.0	0.0	0.0	0.0	0.0	0.0
Other receipts.....		516120-SM	-4.6	0.0	1.3	0.0	-3.5	0.1
Cable and other subscription programming.....	5162		-6.0	-1.7	2.8	3.6	-4.1	-0.6
Cable and other subscription programming.....	51621		-6.0	-1.7	2.8	3.6	-4.1	-0.6
Media streaming dist svcs, social networks, and other media networks and content providers.....	516210		-6.0	-1.7	2.8	3.6	-4.1	-0.6
Primary services.....		516210-P	-6.3	-1.7	2.8	3.6	-4.1	-0.6
Cable networks.....		516210-1	-9.8	-2.7	3.8	2.8	-4.6	-0.2
Cable network advertising services.....		516210-11	-12.1	-3.2	4.4	3.2	-5.9	-0.3
Cable network programming services.....		516210-12	6.3	0.0	0.0	0.0	3.7	0.0
Radio network and national syndication services.....		516210-3	1.2	0.0	4.4	16.7	-9.1	-3.6
Telecommunications.....	517		3.2	0.1	1.1	0.6	0.0	0.2
Wired and wireless telecommunications carriers.....	5173		3.2	0.1	1.1	0.6	0.0	0.2
Wired and wireless telecommunications carriers.....	51731		3.2	0.1	1.1	0.6	0.0	0.2
Wired telecommunications carriers.....	517311		4.4	0.2	1.8	0.1	-0.1	0.3
Primary products.....		517311-P	4.4	0.2	1.8	0.1	-0.1	0.3
Local telephone service, except private lines.....		517311-1	1.9	1.2	1.6	0.0	-0.5	-0.1
Residence local telephone service.....		517311-111	3.3	1.0	1.6	0.0	-0.3	0.0
Business and other local telephone service.....		517311-112	-0.9	1.5	1.6	-0.1	-1.0	-0.3
Public switched toll service.....		517311-2	5.6	1.0	1.3	2.0	0.7	1.2
Residence switched toll service.....		517311-21	7.4	2.0	2.4	1.5	-0.3	-0.2
Business switched toll and other toll service.....		517311-22	3.8	0.0	0.3	2.4	1.7	2.6
Private line telephone service.....		517311-3	10.2	1.4	2.1	1.0	-0.6	-0.3
All-distance telephone service.....		517311-4	6.0	0.4	-0.1	0.3	1.5	0.1
Residential all-distance telephone service.....		517311-401	11.5	0.2	0.1	1.3	3.5	0.3
Business all-distance telephone service.....		517311-402	0.8	0.7	-0.3	-0.7	-0.4	0.0
Video programming distribution.....		517311-5	5.9	-0.4	1.1	0.3	0.5	0.1
Video programming subscriber services.....		517311-501	4.9	-0.5	1.2	0.3	0.5	0.1
Advertising services.....		517311-502	21.5	0.0	0.0	0.0	0.0	0.0
Internet access services.....		517311-6	0.8	0.2	0.1	0.1	-0.1	-0.1
Residential Internet access services.....		517311-601	1.1	0.0	0.1	0.1	-0.2	-0.4
Business Internet access services.....		517311-602	0.1	0.5	0.1	0.2	0.3	0.5
Bundled access services.....		517311-7	4.6	-0.2	3.0	-0.5	-0.3	0.7
Other wired telecommunications services.....		517311-9	4.4	2.5	0.4	1.6	0.6	-0.5
Wireless telecommunications carriers.....	517312		1.6	0.0	0.0	1.4	0.0	0.0
Primary services.....		517312-P	1.6	0.0	0.0	1.4	0.0	0.0
Wireless telecommunications services.....		517312-1	1.6	0.0	0.0	1.4	0.0	0.0
Data processing and related services.....	5182		1.3	-0.2	0.3	0.3	-0.4	0.2
Data processing and related services.....	51821		1.3	-0.2	0.3	0.3	-0.4	0.2
Data processing, hosting and related services.....	518210		1.3	-0.2	0.3	0.3	-0.4	0.2
Primary services.....		518210-P	1.5	-0.3	0.4	0.4	-0.4	0.2
Business process management services.....		518210-1	0.3	0.0	0.0	0.1	0.0	0.0
Data management, information transformation, and related services.....		518210-4	0.0	0.0	0.0	0.0	0.0	0.0
Hosting, ASP, and other IT infrastructure provisioning services.....		518210-5	2.6	-0.5	0.7	0.7	-0.8	0.4
Other receipts.....		518210-SM	0.0	0.0	0.0	0.0	0.0	0.0
Depository credit intermediation.....	5221		5.0	0.2	1.4	-1.8	0.8	-2.2
Commercial banking.....	52211		5.0	0.2	1.4	-1.9	0.9	-2.3
Commercial banking.....	522110		5.0	0.2	1.4	-1.9	0.9	-2.3
Primary services.....		522110-P	5.0	0.2	1.4	-1.9	0.9	-2.3

See footnotes at end of table.

Table 12. Producer price index percentage changes for the net output of selected industries and their products, not seasonally adjusted — Continued
 [July 2024]

Title ¹	Industry code	Product code	Unadjusted 12-month percent change ²	Unadjusted 1-month percent change ²				
				July 2023 to July 2024 ^P	Feb. to Mar.	Mar. to Apr. ^P	Apr. to May ^P	May to June ^P
Commercial banking - Continued								
Loan services.....		522110-1	-0.9	-0.8	2.3	-3.1	-1.0	-3.7
Residential real estate loans, except home equity.....		522110-101	16.3	4.7	3.2	1.4	-18.0	-0.8
Nonresidential real estate loans.....		522110-102	-3.3	-2.7	2.9	-4.3	1.8	-4.6
Home equity loans.....		522110-103	-12.7	-1.8	1.6	-5.7	0.7	-2.8
Commercial, industrial, and agricultural loans, except real estate.....		522110-105	-1.3	-0.3	1.3	-2.8	2.5	-3.5
New and used auto and truck loans.....		522110-106	8.7	-1.8	6.5	-6.1	2.9	-5.4
Credit cards, overdraft credit, and related plans.....		522110-107	-1.3	-2.7	1.2	-3.8	3.5	-3.0
Other loan services.....		522110-108	-1.3	-0.3	1.6	-2.5	1.2	-4.7
Deposit services.....		522110-2	20.9	2.4	-0.1	0.4	5.2	0.4
Demand deposits.....		522110-201	25.1	2.2	-0.6	0.7	3.7	0.8
Time and other deposits.....		522110-202	16.7	2.7	0.3	0.2	6.8	-0.1
Trust services.....		522110-3	1.5	0.0	0.0	1.9	0.0	0.0
Other banking services.....		522110-4	-6.9	0.0	-6.9	-0.4	0.0	0.1
Savings institutions.....	52218		4.5	-0.2	1.5	0.7	0.1	-0.3
Savings institutions and other depository credit intermediation.....	522180		4.5	-0.2	1.5	0.7	0.1	-0.3
Primary services.....		522180-P	4.5	-0.2	1.5	0.7	0.1	-0.3
Loan services.....		522180-1	9.2	-3.5	2.4	0.9	2.5	-0.4
Residential real estate loans, except home equity.....		522180-101	1.2	-4.7	0.5	6.1	1.7	0.1
Nonresidential real estate loans.....		522180-102	9.8	-4.8	1.9	-1.1	1.2	-1.6
Home equity loans.....		522180-103	7.3	-5.4	2.3	-0.3	5.2	1.7
Commercial, industrial, and agricultural loans, except real estate.....		522180-105	8.7	-3.9	-1.0	3.5	0.9	1.9
New and used auto and truck loans.....		522180-106	18.1	1.5	5.5	-0.4	2.7	-3.7
Credit cards, overdraft credit, and related plans.....		522180-109	23.3	-1.1	7.6	-1.3	4.1	1.2
Other loan services.....		522180-111	1.7	-2.8	4.9	-2.3	6.5	-3.7
Deposit services.....		522180-2	-7.2	9.6	-0.6	0.2	-6.5	-0.2
Demand deposits.....		522180-201	21.2	8.2	-0.2	0.1	1.6	2.0
Time and other deposits.....		522180-202	-16.7	10.2	-0.8	0.2	-10.0	-1.2
Trusts and other banking services.....		522180-3	0.9	0.0	0.0	0.0	0.0	0.0
Security, commodity contracts and like activity.....	523		10.8	1.7	1.8	-0.2	1.0	1.9
Securities and commodity contracts intermediation and brokerage.....	5231		9.9	2.6	-0.7	0.8	0.9	1.4
Investment banking and securities intermediation.....	52315		9.9	2.6	-0.7	0.8	0.9	1.4
Investment banking and securities intermediation.....	523150		9.9	2.6	-0.7	0.8	0.9	1.4
Primary services.....		523150-P	9.9	2.6	-0.7	0.8	0.9	1.4
Securities brokerage.....		523150-1	5.6	0.7	-0.4	0.7	0.0	1.4
Brokerage services.....		523150-101	3.2	-0.8	-1.5	1.7	0.0	1.3
Brokerage services, equities and ETFs.....		523150-1011	8.0	-2.0	-3.6	4.3	0.0	3.3
Brokerage services, all other securities.....		523150-1012	0.1	0.1	-0.1	0.0	0.0	0.0
Other securities related services including margin lending and mutual fund sales.....		523150-102	6.7	1.4	0.0	0.3	0.0	1.5
Investment banking and securities dealing.....		523150-2	12.8	3.9	-0.9	0.9	1.4	1.3
Dealer transactions.....		523150-201	32.9	9.2	-2.8	1.7	3.2	3.5
Dealer transactions, equity securities.....		523150-2011	61.7	14.9	-3.6	2.9	4.7	3.8
Dealer transactions, debt securities and all other trading.....		523150-2012	-4.7	-0.9	-1.0	-0.7	0.0	3.0
Investment banking services.....		523150-202	15.6	4.5	-0.4	1.5	1.3	0.9
Other securities dealing services.....		523150-203	0.2	0.2	0.0	0.0	0.3	0.1
Portfolio management and investment advice.....	52394		11.7	1.0	4.0	-1.1	1.1	2.3
Portfolio management and investment advice.....	523940		11.7	1.0	4.0	-1.1	1.1	2.3
Primary services.....		523940-P	11.7	1.0	4.0	-1.1	1.1	2.3
Portfolio management.....		523940-1	12.5	0.7	4.2	-0.7	0.6	2.3
Mutual fund and exchange traded fund management.....		523940-11	12.7	1.0	3.2	-0.9	0.8	2.7
Management of equity funds.....		523940-1101	17.5	1.6	5.1	-1.3	1.1	4.0
Management of bond funds.....		523940-1102	3.2	0.0	-0.6	-0.5	0.5	-0.2
Management of other funds.....		523940-1103	6.3	0.2	0.4	0.0	0.0	0.8
Private portfolio management.....		523940-12	12.4	0.5	4.7	-0.6	0.6	2.1
Management of equity private portfolios.....		523940-1201	18.1	0.7	7.1	-0.7	0.8	2.1
Management of bond private portfolios.....		523940-1202	6.2	0.0	0.7	-0.2	0.1	2.5
Management of other private portfolios.....		523940-1203	-	0.4	0.5	-0.4	0.1	-
Investment advice.....		523940-2	7.0	2.7	3.1	-3.6	3.6	2.7
Investment advisory services.....		523940-21	7.0	2.7	3.1	-3.6	3.6	2.7
Insurance carriers and related activities.....	524		3.7	0.1	0.1	0.3	0.0	0.1
Insurance carriers.....	5241		3.8	0.1	0.1	0.3	0.1	0.1

See footnotes at end of table.

Table 12. Producer price index percentage changes for the net output of selected industries and their products, not seasonally adjusted — Continued
 [July 2024]

Title ¹	Industry code	Product code	Unadjusted 12-month percent change ²	Unadjusted 1-month percent change ²				
				July 2023 to July 2024 ^P	Feb. to Mar.	Mar. to Apr. ^P	Apr. to May ^P	May to June ^P
Direct life/health/medical insurance carriers.....	52411		3.0	0.0	0.0	0.1	0.0	0.0
Direct life insurance carriers.....	524113		-1.1	-0.6	0.1	0.2	0.0	0.0
Primary services.....		524113-P	-1.1	-0.6	0.1	0.2	0.0	0.0
Life insurance policies.....		524113-1	-1.5	-0.7	-0.1	0.3	0.0	0.0
Individual life insurance policies.....		524113-101	-0.9	-0.9	0.0	0.4	0.0	0.0
Term life insurance policies.....		524113-10101	0.2	0.0	0.0	0.0	0.0	0.0
Whole life insurance policies.....		524113-10102	0.0	0.0	0.0	0.0	0.0	0.0
Universal life insurance policies.....		524113-10103	-1.5	0.0	0.1	0.0	0.0	0.0
Variable-universal and other individual life insurance policies.....		524113-10105	-2.2	-3.3	0.0	1.4	0.0	0.0
Group life insurance policies.....		524113-102	-4.0	0.0	-0.4	0.0	0.0	0.2
Annuities.....		524113-2	2.2	0.0	2.2	-0.2	0.0	0.0
Variable deferred annuities.....		524113-201	0.6	0.0	0.7	0.0	0.0	0.0
Fixed-rate deferred annuities.....		524113-202	6.0	0.0	5.6	-0.4	0.1	-0.1
Immediate annuities.....		524113-203	-1.4	0.0	-0.5	-0.1	0.0	-0.2
Disability insurance policies.....		524113-3	-0.5	0.0	0.0	0.0	0.0	0.0
Direct health and medical insurance carriers.....	524114		4.6	0.2	0.0	0.0	-0.1	0.0
Primary services.....		524114-P	4.6	0.2	0.0	0.0	-0.1	0.0
Medical service plans.....		524114-1	4.7	0.2	0.0	0.0	-0.1	0.0
Comprehensive medical service plans.....		524114-101	4.7	0.3	0.0	0.0	0.0	0.0
Group managed care medical service plans.....		524114-10101	4.5	0.7	-0.1	0.1	-0.1	0.0
Group fee-for-service medical service plans.....		524114-10102	7.5	0.0	0.0	0.0	0.0	0.2
Individual comprehensive medical service plans.....		524114-10103	4.2	0.0	0.0	0.0	0.0	0.0
Non-comprehensive medical service plans.....		524114-103	4.6	0.0	0.0	0.0	-0.1	0.0
Dental service plans.....		524114-10301	1.8	0.0	0.0	0.2	0.2	0.1
Supplemental Medicare service plans.....		524114-10302	4.2	0.0	0.0	0.0	-0.2	0.0
Other medical service plans.....		524114-10303	5.3	0.0	0.0	0.0	0.0	0.0
Indemnity health insurance plans.....		524114-2	0.1	0.0	0.0	0.0	0.0	0.0
Other direct insurance carriers.....	52412		5.5	0.4	0.2	0.8	0.2	0.2
Direct property and casualty insurers.....	524126		5.5	0.4	0.2	0.8	0.2	0.2
Primary services.....		524126-P	5.5	0.4	0.2	0.8	0.2	0.2
Private passenger auto insurance.....		524126-1	5.5	0.3	0.1	1.1	0.2	0.2
Homeowner's insurance.....		524126-2	8.4	1.0	0.0	0.5	0.1	0.3
Commercial auto insurance.....		524126-3	6.4	0.5	1.9	0.8	-0.6	0.5
Non-auto liability insurance.....		524126-4	7.5	0.8	-0.1	2.0	0.9	0.1
Medical malpractice insurance.....		524126-402	-2.9	0.0	-1.0	0.0	0.0	0.0
Product and other non-auto liability insurance.....		524126-403	9.1	0.9	0.0	2.3	1.0	0.1
Commercial multiple peril insurance.....		524126-5	9.3	0.2	-0.1	0.0	0.1	0.0
Worker's compensation insurance.....		524126-6	-4.1	0.2	0.3	0.3	1.4	-0.5
Other property and casualty insurance.....		524126-7	1.0	0.2	0.6	0.0	0.0	0.0
Insurance agencies and brokerages.....	52421		2.6	0.0	0.0	0.0	0.0	0.9
Insurance agencies and brokerages.....	524210		2.6	0.0	0.0	0.0	0.0	0.9
Primary services.....		524210-P	2.8	0.0	0.0	0.0	0.0	0.9
Sale of property and casualty insurance.....		524210-1	2.7	0.0	0.0	0.0	0.0	0.2
Sale of personal property and casualty insurance.....		524210-101	4.6	0.0	0.0	0.0	0.0	0.0
Sale of private passenger auto insurance.....		524210-10101	6.2	0.0	0.0	0.0	0.0	0.0
Sale of homeowner's insurance.....		524210-10102	1.4	0.0	0.0	0.0	0.0	0.0
Sale of other personal property and casualty insurance.....		524210-10103	0.2	0.0	0.0	0.0	0.0	0.0
Sale of commercial property and casualty insurance.....		524210-102	0.6	0.0	0.0	0.1	0.0	0.4
Sale of life insurance and annuities.....		524210-2	7.8	0.0	0.0	0.0	0.0	5.6
Sale of health and medical insurance.....		524210-3	1.2	0.0	0.0	0.0	0.0	1.1
Sale of other insurance.....		524210-4	0.0	0.0	0.0	0.0	0.0	0.0
Lessors of nonresidential buildings (except miniwarehouses).....	53112		6.3	0.0	0.5	-0.6	2.0	1.8
Lessors of nonresidential buildings.....	531120		6.3	0.0	0.5	-0.6	2.0	1.8
Primary services.....		531120-P	6.3	0.0	0.5	-0.6	2.0	1.8
Leasing of shopping centers and retail stores.....		531120-1	7.6	-2.0	1.7	-0.8	3.9	2.8
Leasing of professional and office buildings.....		531120-2	2.8	1.6	-0.3	-0.7	-0.4	1.2
Leasing of manufacturing and industrial buildings.....		531120-3	7.1	0.1	0.1	0.0	0.1	0.4
Leasing of other nonresidential buildings and facilities.....		531120-7	12.6	0.7	-0.4	-0.3	4.8	1.5
Lessors of miniwarehouse and self storage units.....	53113		-4.7	0.0	-0.7	-3.2	-0.3	-0.1
Miniwarehouse and self-storage unit operators.....	531130		-4.7	0.0	-0.7	-3.2	-0.3	-0.1
Primary services.....		531130-P	-4.7	0.0	-0.7	-3.2	-0.3	-0.1
Miniwarehouse and self-storage unit operation.....		531130-1	-4.7	0.0	-0.7	-3.2	-0.3	-0.1

See footnotes at end of table.

Table 12. Producer price index percentage changes for the net output of selected industries and their products, not seasonally adjusted — Continued
 [July 2024]

Title ¹	Industry code	Product code	Unadjusted 12-month percent change ²	Unadjusted 1-month percent change ²				
				July 2023 to July 2024 ^P	Feb. to Mar.	Mar. to Apr. ^P	Apr. to May ^P	May to June ^P
Offices of real estate agents and brokers.	5312		3.2	-0.2	1.0	0.7	0.8	0.9
Offices of real estate agents and brokers.	53121		3.2	-0.2	1.0	0.7	0.8	0.9
Offices of real estate agents and brokers.	531210		3.2	-0.2	1.0	0.7	0.8	0.9
Primary services.		531210-P	3.2	-0.2	1.0	0.7	0.8	0.9
Real estate brokerage, residential property sales and leases.		531210-1	4.4	-0.3	1.1	0.9	1.0	0.7
Real estate brokerage, nonresidential property sales and leases including land sales and leases.		531210-6	-2.0	0.0	0.3	-0.2	-0.4	1.7
Real estate brokerage, nonresidential property sales including land sales.		531210-601	-3.5	0.0	0.5	-0.3	-0.7	2.5
Real estate brokerage, nonresidential property leases including land leases.		531210-602	0.9	0.0	0.0	0.0	0.2	0.0
Real estate property managers.	53131		5.2	0.0	0.6	0.0	1.4	0.3
Residential property managers.	531311		4.4	0.0	0.4	0.0	0.8	0.1
Primary services.		531311-P	4.4	0.0	0.4	0.0	0.8	0.1
Residential property management services.		531311-1	4.4	0.0	0.4	0.0	0.8	0.1
Nonresidential property managers.	531312		6.4	-0.1	0.9	-0.1	2.5	0.7
Primary services.		531312-P	6.4	-0.1	0.9	-0.1	2.5	0.7
Nonresidential property management services.		531312-1	6.4	-0.1	0.9	-0.1	2.5	0.7
Offices of real estate appraisers.	531320		0.8	0.3	0.0	0.2	0.2	0.1
Primary services.		531320-P	0.8	0.3	0.0	0.2	0.2	0.1
Real estate appraisal services.		531320-1	0.8	0.3	0.0	0.2	0.2	0.1
Automotive equipment rental and leasing.	5321		2.7	5.9	-1.8	-0.1	5.8	3.4
Passenger car rental and leasing.	53211		3.6	8.9	-3.4	0.0	8.8	5.1
Passenger car rental.	532111		3.6	8.9	-3.4	0.0	8.8	5.1
Primary services.		532111-P	3.6	8.9	-3.4	0.0	8.8	5.1
Standard passenger car rental.		532111-2	2.5	12.1	-4.9	-0.2	12.0	6.5
Passenger car rental for business travel.		532111-211	12.0	12.8	-4.8	0.5	16.7	4.4
Passenger car rental for leisure travel.		532111-221	-0.6	11.9	-4.9	-0.4	10.3	7.3
Replacement passenger car rental.		532111-3	6.8	0.8	0.8	0.4	0.4	0.9
Truck, utility trailer and RV rental and leasing.	53212		0.5	0.5	1.2	-0.1	0.1	-0.1
Truck, utility trailer, and RV rental and leasing.	532120		0.5	0.5	1.2	-0.1	0.1	-0.1
Primary services.		532120-P	0.7	0.6	1.3	-0.1	0.1	-0.1
Rental of trucks, truck trailers, RVs.		532120-1	-1.9	0.5	1.8	-1.1	1.0	-0.3
Leasing of trucks, truck trailers, and RVs.		532120-4	2.4	0.6	1.0	0.5	-0.5	0.0
Other receipts.		532120-SM	-1.9	0.0	0.1	-0.3	0.1	0.0
Other heavy machinery rental and leasing.	532412		0.7	1.3	-0.2	-0.7	0.6	-0.3
Primary services.		532412-P	0.3	1.5	-0.2	-0.8	0.8	-0.4
Construction equipment rental and leasing.		532412-1	0.4	2.2	-0.3	-1.2	1.1	-0.5
Oilfield and well drilling equipment rental and leasing.		532412-2	0.0	0.0	0.0	0.0	0.0	0.0
Other receipts.		532412-SM	2.6	0.0	0.0	0.0	0.0	0.0
Legal services.	5411		7.8	-0.2	1.5	0.2	-0.3	0.4
Offices of lawyers.	54111		7.8	-0.2	1.5	0.2	-0.3	0.4
Offices of lawyers.	541110		7.8	-0.2	1.5	0.2	-0.3	0.4
Primary services.		541110-P	7.8	-0.2	1.5	0.2	-0.3	0.4
Labor and employment legal services.		541110-A	4.3	-0.6	0.8	0.5	-0.6	-0.1
Other legal services.		541110-C	1.5	0.0	0.0	0.0	0.0	0.0
Real estate legal services.		541110-2	4.4	-0.1	0.2	0.0	-0.2	0.1
Civil negligence legal services.		541110-3	7.0	0.0	0.6	0.6	0.1	0.2
Defendant representation.		541110-301	7.7	0.0	1.0	1.0	0.0	0.3
Plaintiff representation.		541110-302	6.0	0.1	0.0	0.1	0.2	0.0
Wills, estate planning, and probate.		541110-6	6.3	0.0	0.0	0.0	0.0	0.0
Business and commercial legal services.		541110-9	11.6	-0.4	2.8	0.2	-0.4	0.7
Tax legal services.		541110-901	7.3	0.0	0.4	0.3	0.0	-0.1
Intellectual property legal services.		541110-902	4.0	-0.6	2.2	0.8	-1.6	-0.7
Bankruptcy and other business and commercial legal services.		541110-903	13.5	-0.3	3.0	0.0	-0.2	1.0
Offices of certified public accountants.	541211		3.2	0.3	-0.2	-0.1	-2.5	0.4
Primary services.		541211-P	3.5	-0.3	-0.3	0.7	-1.9	0.4
Other accounting services.		541211-A	1.6	-0.6	-1.5	-2.4	-1.6	1.0
Financial auditing.		541211-4	3.0	-0.9	-0.6	0.1	-0.8	0.3
Tax preparation and planning.		541211-5	4.3	0.4	0.3	2.9	-3.6	0.3
Bookkeeping and compilation.		541211-9	7.5	0.2	0.8	-1.0	-0.2	1.2
Other accounting services.	541219		4.8	-2.7	-1.5	0.7	0.9	0.0

See footnotes at end of table.

Table 12. Producer price index percentage changes for the net output of selected industries and their products, not seasonally adjusted — Continued
 [July 2024]

Title ¹	Industry code	Product code	Unadjusted 12-month percent change ²	Unadjusted 1-month percent change ²				
				July 2023 to July 2024 ^P	Feb. to Mar.	Mar. to Apr. ^P	Apr. to May ^P	May to June ^P
Other accounting services - Continued								
Primary services.....		541219-P	4.8	-2.7	-1.5	0.7	0.9	0.0
Other accounting services (non-CPA firms).....		541219-1	4.8	-2.7	-1.5	0.7	0.9	0.0
Architectural, engineering and related services.....	5413		2.3	0.0	0.5	0.0	0.2	-0.2
Architectural services.....	54131		1.9	0.0	0.2	0.2	0.0	0.4
Architectural services.....	541310		1.9	0.0	0.2	0.2	0.0	0.4
Primary services.....		541310-P	2.1	0.0	0.2	0.2	0.0	0.4
Residential building projects.....		541310-1	0.4	0.0	0.3	0.0	0.0	0.0
Nonresidential building projects.....		541310-7	2.8	0.0	0.2	0.2	0.0	0.5
Commercial and industrial building projects.....		541310-71	2.8	0.0	0.1	0.3	0.0	0.0
Institutional building projects.....		541310-72	3.1	0.0	0.3	0.2	0.0	1.0
Other architectural services, incl. historic restoration & architectural consulting services.....		541310-8	0.0	0.0	0.0	0.0	0.0	0.0
Engineering services.....	54133		2.4	0.0	0.5	0.0	0.3	-0.3
Engineering services.....	541330		2.4	0.0	0.5	0.0	0.3	-0.3
Primary services.....		541330-P	2.4	0.0	0.5	0.0	0.1	-0.4
Building related engineering projects.....		541330-1	2.1	0.0	0.9	-0.1	0.1	-0.5
Residential building engineering projects.....		541330-101	0.5	0.0	0.5	0.0	0.0	0.0
Commercial, public, and institutional building engineering projects.....		541330-102	1.6	0.0	1.0	-0.4	0.2	0.0
Industrial and manufacturing plant and process engineering projects.....		541330-103	2.7	0.0	0.9	0.0	0.0	-0.9
Non-building related engineering projects.....		541330-2	2.6	0.0	0.3	0.1	0.2	-0.3
Transportation engineering projects.....		541330-201	3.0	0.0	0.4	0.3	0.7	-0.5
Highway and roadway engineering projects.....		541330-20101	2.7	0.0	0.3	0.3	0.7	-0.4
Other transportation engineering projects, including mass transit engineering projects.....		541330-20102	3.3	0.0	0.5	0.2	0.7	-0.5
Municipal utility and power generation and distribution engineering projects.....		541330-202	3.2	0.0	0.7	0.0	0.0	-0.6
All other non-building related engineering projects.....		541330-203	2.2	0.1	0.1	0.0	0.0	0.0
Other receipts.....		541330-SM	1.8	-0.1	0.0	-0.1	1.5	0.1
Management and technical consulting services.....	5416		1.5	0.2	0.5	0.5	0.0	0.1
Management consulting services.....	54161		1.5	0.2	0.5	0.5	0.0	0.1
Management consulting services.....	541610		2.5	0.2	0.7	0.7	0.0	0.1
Primary services.....		541610-P	3.3	0.2	0.9	0.8	0.0	0.1
Administrative and general management consulting services.....		541610-1	3.9	-0.1	0.5	1.8	0.0	0.1
Marketing consulting services.....		541610-3	0.1	0.0	0.0	0.0	0.0	0.0
Process, physical distribution and logistics consulting services.....		541610-4	10.0	1.4	6.5	-2.0	0.8	0.5
Human resources consulting services.....		541610-5	1.2	2.0	-0.1	-1.7	-1.3	0.3
Advertising agencies.....	54181		0.1	0.1	0.0	0.3	-0.3	0.0
Advertising agencies.....	541810		0.1	0.1	0.0	0.3	-0.3	0.0
Primary services.....		541810-P	0.1	0.1	0.0	0.3	-0.3	0.0
Advertising agency services.....		541810-4	0.1	0.1	0.0	0.3	-0.3	0.0
Advertising creative services billed separately.....		541810-401	-0.6	0.4	0.0	0.0	-1.5	0.0
Advertising placement services, including bundled placement and creative services.....		541810-402	0.4	0.0	0.0	0.5	0.0	0.0
Other advertising services billed separately.....		541810-403	0.0	0.0	0.0	0.0	0.0	0.0
Employment services.....	5613		-0.1	-0.1	-0.4	0.0	-0.3	0.1
Employee leasing services.....	56133		-0.2	0.0	-0.4	0.0	0.0	0.0
Professional employer organizations.....	561330		-0.2	0.0	-0.4	0.0	0.0	0.0
Primary services.....		561330-P	-0.2	0.0	-0.4	0.0	0.0	0.0
Co-employment staffing.....		561330-1	-0.2	0.0	-0.4	0.0	0.0	0.0
Staffing services (except PEOs).....	56138		0.0	-0.3	-0.5	0.0	-0.5	0.1
Staffing services (except PEOs).....	561380		0.0	-0.3	-0.5	0.0	-0.5	0.1
Primary services.....		561380-P	0.0	-0.3	-0.5	0.0	-0.5	0.1
Temporary help services.....		561380-1	-0.2	-0.2	-0.6	0.0	-0.6	0.2
Temporary help services, office and clerical.....		561380-101	3.3	-0.5	-0.1	1.6	0.7	-0.1
Temporary help services, light and heavy industrial.....		561380-102	0.1	-0.1	-2.3	0.3	-1.9	0.4
Temporary help services, technical and professional.....		561380-103	2.0	0.3	0.2	-1.5	0.6	-1.1
Temporary help services, medical.....		561380-104	-15.3	-2.0	-0.3	2.6	-4.0	0.1
Temporary help services, other.....		561380-105	4.2	-0.3	1.2	-0.4	0.9	3.3
Employment placement services.....		561380-2	0.5	0.0	0.1	0.6	-0.1	-0.1
Executive search services.....		561380-3	6.9	-1.4	1.4	-2.0	3.4	-0.2

See footnotes at end of table.

Table 12. Producer price index percentage changes for the net output of selected industries and their products, not seasonally adjusted — Continued
 [July 2024]

Title ¹	Industry code	Product code	Unadjusted 12-month percent change ²	Unadjusted 1-month percent change ²				
				July 2023 to July 2024 ^P	Feb. to Mar.	Mar. to Apr. ^P	Apr. to May ^P	May to June ^P
Travel agencies.....	56151		0.7	-0.4	0.4	0.1	-0.3	1.4
Travel agencies.....	561510		0.7	-0.4	0.4	0.1	-0.3	1.4
Primary services.....		561510-P	0.2	-0.5	0.5	0.2	-0.5	2.0
Flight bookings.....		561510-1	-7.8	-0.7	0.9	0.0	-0.9	3.7
Domestic flight bookings.....		561510-111	-17.6	-0.2	-0.5	0.1	0.6	2.7
International flight bookings.....		561510-112	0.8	-1.1	1.8	-0.1	-2.0	4.5
Other travel agency services, except flight bookings.....		561510-2	5.7	-0.4	0.3	0.3	-0.3	1.0
Hotel and car rental bookings.....		561510-211	12.2	-0.1	1.1	0.0	0.0	3.6
Hotel bookings.....		561510-2111	12.3	-0.1	1.1	0.0	0.0	3.6
Car rental bookings.....		561510-2112	7.3	-0.8	7.6	-0.9	0.6	14.3
Cruise and tour bookings.....		561510-222	-1.5	-1.3	0.3	0.9	-0.9	0.1
Cruise bookings.....		561510-2221	1.1	-1.4	0.3	1.1	-1.0	0.2
Packaged tour bookings.....		561510-2222	-13.7	-1.1	0.2	-0.2	0.0	-0.3
All other travel agency services.....		561510-233	7.5	0.0	0.0	0.0	0.0	0.3
Security guards and patrol services.....	561612		9.7	-0.1	0.2	-0.1	0.5	0.1
Primary services.....		561612-P	9.7	-0.1	0.2	-0.1	0.5	0.1
Security guard services.....		561612-1	9.7	-0.1	0.2	-0.1	0.5	0.1
Janitorial services.....	56172		2.1	0.1	1.0	0.5	0.1	0.2
Janitorial services.....	561720		2.1	0.1	1.0	0.5	0.1	0.2
Primary services.....		561720-P	2.0	0.1	1.1	0.6	0.1	0.2
Janitorial cleaning services.....		561720-5	2.0	0.1	1.1	0.6	0.1	0.2
Nonresidential cleaning services.....		561720-51	2.2	0.1	1.2	0.6	0.1	0.3
Residential cleaning services.....		561720-52	0.0	0.0	0.0	0.0	0.0	0.0
Waste collection.....	5621		5.2	2.2	1.1	1.3	-0.5	-0.3
Waste collection.....	56211		5.2	2.2	1.1	1.3	-0.5	-0.3
Solid waste collection.....	562111		5.2	2.2	1.1	1.3	-0.5	-0.3
Primary services.....		562111-P	5.9	2.4	1.2	1.5	-0.4	-0.4
Solid waste collection services.....		562111-2	5.9	2.4	1.2	1.5	-0.4	-0.4
Offices of physicians.....	6211		1.4	0.3	0.0	0.6	-0.3	-0.1
Offices of physicians.....	62111		1.4	0.3	0.0	0.6	-0.3	-0.1
Offices of physicians, except mental health.....	621111		1.4	0.3	0.0	0.6	-0.3	-0.1
Primary services.....		621111-P	1.5	0.3	0.0	0.6	-0.3	-0.1
One and two physician practices and single specialty group practices.....		621111-4	-0.1	0.3	-0.1	0.9	-0.4	-0.2
General/family practice.....		621111-411	0.7	0.1	0.1	0.1	0.1	0.0
Internal medicine.....		621111-412	-1.7	0.6	-0.6	0.0	0.0	0.0
General surgery and other surgical specialties.....		621111-413	-1.2	0.5	0.0	0.0	0.0	-0.9
Pediatrics.....		621111-414	3.0	0.0	0.0	7.0	-3.3	-0.3
Obstetrics/gynecology.....		621111-415	-0.3	0.0	0.0	-0.3	0.0	0.0
Other specialty.....		621111-419	0.0	0.4	0.1	-0.1	0.0	0.0
Multispecialty group practice.....		621111-5	4.7	0.2	0.1	0.0	0.0	-0.1
Offices of dentists.....	6212		4.9	-0.2	1.9	0.6	0.1	0.0
Offices of dentists.....	62121		4.9	-0.2	1.9	0.6	0.1	0.0
Offices of dentists.....	621210		4.9	-0.2	1.9	0.6	0.1	0.0
Primary services.....		621210-P	4.9	-0.2	1.9	0.6	0.1	0.0
Dental visits and consultations.....		621210-1	4.1	-0.4	0.1	1.5	0.4	0.0
Private insurance patients: dental visits and consultations.....		621210-11	5.7	0.0	0.0	2.4	0.6	0.0
Medicare, Medicaid and all other patients: dental visits and consultations.....		621210-12	1.8	-1.1	0.3	0.1	0.1	0.0
Dental surgical intervention services.....		621210-2	3.2	0.0	0.2	0.0	0.0	0.0
Private insurance patients: dental surgical intervention services.....		621210-21	1.5	0.0	0.0	0.0	0.0	0.0
Medicare, Medicaid and all other patients: dental surgical intervention services.....		621210-22	5.4	0.0	0.4	0.0	0.0	0.0
Dental non-surgical intervention services.....		621210-3	6.0	0.0	3.6	0.1	0.0	0.0
Private insurance patients: dental non-surgical intervention services.....		621210-31	9.2	0.0	6.4	0.1	-0.1	0.0
Medicare, Medicaid and all other patients: dental non-surgical intervention services.....		621210-32	2.2	0.0	0.2	0.0	0.0	0.0
Medical and diagnostic laboratories.....	6215		0.4	0.3	0.1	0.0	0.0	0.0
Medical and diagnostic laboratories.....	62151		0.4	0.3	0.1	0.0	0.0	0.0
Medical laboratories.....	621511		0.2	0.0	0.1	0.0	0.0	0.0
Primary services.....		621511-P	0.2	0.0	0.1	0.0	0.0	0.0
Medical laboratory services.....		621511-2	0.2	0.0	0.1	0.0	0.0	0.0
Medicare patients.....		621511-23	0.3	0.1	0.0	0.0	0.0	0.0

See footnotes at end of table.

Table 12. Producer price index percentage changes for the net output of selected industries and their products, not seasonally adjusted — Continued
 [July 2024]

Title ¹	Industry code	Product code	Unadjusted 12-month percent change ²	Unadjusted 1-month percent change ²				
				July 2023 to July 2024 ^P	Feb. to Mar.	Mar. to Apr. ^P	Apr. to May ^P	May to June ^P
Medical laboratories - Continued								
Medicaid patients.....		621511-24	-0.3	0.0	0.0	0.0	0.0	0.0
Private insurance patients.....		621511-25	0.2	0.0	0.2	0.0	0.0	0.0
All other patients.....		621511-26	0.5	0.3	0.0	0.0	0.0	0.0
Diagnostic imaging centers.....	621512		0.8	0.7	0.0	0.0	0.0	0.0
Primary services.....		621512-P	0.8	0.7	0.0	0.0	0.0	0.0
Diagnostic imaging services.....		621512-4	0.8	0.7	0.0	0.0	0.0	0.0
Medicare and Medicaid patients.....		621512-41	-0.4	0.3	0.0	0.0	0.0	0.0
Private insurance and all other patients.....		621512-42	1.2	0.9	0.0	0.0	0.0	0.0
Home health care services.....	6216		2.1	0.0	-0.1	0.0	0.0	0.1
Home health care services.....	62161		2.1	0.0	-0.1	0.0	0.0	0.1
Home health care services.....	621610		2.1	0.0	-0.1	0.0	0.0	0.1
Primary services.....		621610-P	2.0	0.0	-0.1	0.0	0.0	0.0
Medicare and Medicaid patients.....		621610-3	2.1	0.0	0.0	0.0	0.0	0.0
Medicare patients.....		621610-31	1.1	0.0	0.0	0.0	0.0	0.0
Medicaid patients.....		621610-32	2.9	0.0	0.0	0.1	0.0	0.0
Private insurance and all other patients.....		621610-4	1.6	0.0	-0.5	0.0	0.1	0.0
Private insurance patients.....		621610-41	3.0	0.0	0.0	0.0	0.0	0.0
All other patients.....		621610-42	1.4	0.0	-0.6	0.0	0.1	0.0
Other receipts.....		621610-SM	3.7	0.0	0.0	0.0	0.0	0.9
All other ambulatory health care services.....	62199		3.1	0.1	-0.5	-0.2	0.2	0.3
Blood and organ banks.....	621991		3.1	0.1	-0.5	-0.2	0.2	0.3
Primary services.....		621991-P	2.9	0.1	-0.5	-0.2	0.3	0.3
Human blood services.....		621991-1	3.0	0.0	-0.1	0.1	0.4	0.6
Human red blood and whole blood services.....		621991-12	3.1	0.7	-0.1	-0.3	0.2	0.6
Human blood plasma services.....		621991-13	3.0	-0.4	-0.3	0.5	0.6	0.5
Human blood platelet and other blood services.....		621991-14	3.2	-0.1	0.2	0.0	0.0	0.8
Human organ, bone, tissue, and other bank services.....		621991-2	2.7	0.2	-1.3	-0.7	-0.1	-0.2
Other receipts.....		621991-SM	9.1	0.5	0.7	-0.7	0.0	-0.3
Hospitals.....	622		2.9	0.0	0.1	0.4	0.1	0.1
General medical and surgical hospitals.....	6221		2.9	-0.1	0.0	0.4	0.1	0.1
General medical and surgical hospitals.....	62211		2.9	-0.1	0.0	0.4	0.1	0.1
General medical and surgical hospitals.....	622110		2.9	-0.1	0.0	0.4	0.1	0.1
Primary services.....		622110-P	3.0	-0.1	0.0	0.4	0.1	0.1
Certain infectious and parasitic diseases.....		622110-201	0.0	-0.8	0.0	0.0	-0.9	-1.3
Neoplasms.....		622110-202	5.9	-1.5	0.6	0.0	0.6	0.0
Diseases of the blood & blood-forming organs & certain disorders involving the immune mechanism.....		622110-203	4.7	0.0	-1.5	0.0	0.0	0.9
Endocrine, nutritional and metabolic diseases.....		622110-204	3.2	0.0	-0.6	-0.4	0.0	-0.2
Mental and behavioural disorders.....		622110-205	1.2	0.0	0.0	0.0	0.2	0.0
Diseases of the nervous system.....		622110-206	1.6	0.0	0.0	0.0	0.0	0.4
Diseases of the circulatory system.....		622110-209	1.2	0.0	0.0	0.1	0.0	-0.1
Diseases of the respiratory system.....		622110-210	5.5	-0.1	0.0	1.6	0.0	1.1
Diseases of the digestive system.....		622110-211	4.6	0.1	-0.5	0.5	0.0	0.1
Diseases of the skin and subcutaneous tissue.....		622110-212	2.1	0.3	0.0	0.1	0.0	0.1
Diseases of the musculoskeletal system and connective tissue.....		622110-213	2.5	0.2	0.0	0.3	0.1	0.3
Diseases of the genitourinary system.....		622110-214	5.2	-0.3	0.2	0.4	-0.1	0.0
Pregnancy, childbirth and the puerperium.....		622110-215	8.0	-0.2	0.1	0.9	1.1	0.8
Certain conditions originating in the perinatal period.....		622110-216	2.2	0.0	0.0	0.2	0.3	1.3
Symptoms, signs and abnormal clinical and laboratory findings, not elsewhere classified.....		622110-218	-0.1	0.0	0.6	0.0	-0.3	0.0
Injury, poisoning and certain other consequences of external causes.....		622110-219	3.9	0.2	0.0	0.8	0.0	-0.5
Factors influencing health status and contact with health services.....		622110-221	4.1	0.1	0.0	1.1	0.1	-0.2
Other diseases.....		622110-223	1.3	0.0	-0.5	0.0	0.8	0.3
Psychiatric and substance abuse hospitals.....	6222		-0.6	0.0	-0.1	0.0	0.0	-0.2
Psychiatric and substance abuse hospitals.....	62221		-0.6	0.0	-0.1	0.0	0.0	-0.2
Psychiatric and substance abuse hospitals.....	622210		-0.6	0.0	-0.1	0.0	0.0	-0.2
Primary services.....		622210-P	-0.6	0.0	-0.1	0.0	0.0	-0.2
Psychiatric hospitals.....		622210-3	-1.0	0.1	-0.1	0.0	0.0	-0.3
Medicare patients: psychiatric hospitals.....		622210-31	0.4	0.7	0.0	0.0	0.0	0.0
Medicaid patients: psychiatric hospitals.....		622210-32	0.5	0.0	0.0	0.0	0.0	0.0

See footnotes at end of table.

Table 12. Producer price index percentage changes for the net output of selected industries and their products, not seasonally adjusted — Continued
 [July 2024]

Title ¹	Industry code	Product code	Unadjusted 12-month percent change ²	Unadjusted 1-month percent change ²				
				July 2023 to July 2024 ^P	Feb. to Mar.	Mar. to Apr. ^P	Apr. to May ^P	May to June ^P
Psychiatric and substance abuse hospitals - Continued								
Private insurance and all other patients: psychiatric hospitals.....		622210-33	-1.8	0.0	-0.2	0.0	0.0	-0.4
Other specialty hospitals.....	6223		5.4	0.2	1.2	-0.3	0.1	0.1
Other specialty hospitals.....	62231		5.4	0.2	1.2	-0.3	0.1	0.1
Other specialty hospitals.....	622310		5.4	0.2	1.2	-0.3	0.1	0.1
Primary services.....		622310-P	4.6	0.2	0.1	-0.3	0.1	0.1
Specialty, except psychiatric and substance abuse, hospitals.....		622310-6	4.6	0.2	0.1	-0.3	0.1	0.1
Medicare patients.....		622310-61	2.4	0.1	0.2	0.0	0.4	0.0
Medicaid patients.....		622310-62	29.4	3.0	0.6	-0.6	-2.5	0.6
Private insurance and all other patients.....		622310-63	1.6	-0.4	-0.2	-0.5	0.6	0.0
Nursing care facilities.....	6231		4.6	0.0	0.2	0.0	-0.1	1.1
Nursing care facilities.....	62311		4.6	0.0	0.2	0.0	-0.1	1.1
Nursing care facilities.....	623110		4.6	0.0	0.2	0.0	-0.1	1.1
Primary services.....		623110-P	3.5	0.0	0.2	0.0	-0.1	1.1
Medicare and Medicaid patients.....		623110-1	4.5	0.0	0.3	0.0	0.0	1.3
Medicaid patients.....		623110-101	5.4	0.1	0.4	0.0	0.1	2.1
Medicare patients.....		623110-102	2.9	0.0	0.0	0.0	0.0	0.0
Private insurance and all other patients.....		623110-3	2.4	-0.1	0.0	0.1	-0.3	0.8
Private insurance patients.....		623110-301	0.0	0.0	0.0	0.0	0.0	0.0
All other patients.....		623110-302	2.9	-0.1	0.1	0.1	-0.4	0.9
Residential developmental disability homes.....	62321		6.8	3.6	0.0	-0.3	0.0	0.4
Residential developmental disability homes.....	623210		6.8	3.6	0.0	-0.3	0.0	0.4
Primary services.....		623210-P	6.9	4.1	0.0	-0.3	0.0	0.4
Residential intellectual and developmental disability services.....		623210-1	6.9	4.1	0.0	-0.3	0.0	0.4
Medicaid patients.....		623210-11	6.0	5.3	0.0	-0.4	0.0	0.3
Non-Medicaid patients.....		623210-12	10.7	0.0	0.0	0.0	0.0	1.0
Amusement and theme parks.....	7131		3.6	2.4	-1.4	-1.4	-0.3	0.1
Amusement and theme parks.....	71311		3.6	2.4	-1.4	-1.4	-0.3	0.1
Amusement and theme parks.....	713110		3.6	2.4	-1.4	-1.4	-0.3	0.1
Primary services.....		713110-P	3.2	2.2	-1.1	-1.5	-0.3	0.1
Amusement and theme park admissions.....		713110-1	0.1	2.2	-1.7	-2.3	-2.8	0.6
Amusement and theme park food and beverage sales.....		713110-2	7.1	1.6	1.0	-0.6	4.9	0.0
Amusement and theme park merchandise sales, games, and other services.....		713110-3	31.7	4.9	-2.6	5.1	6.7	-5.6
Other receipts.....		713110-SM	10.2	5.5	-5.1	0.4	0.6	0.1
Golf courses and country clubs.....	71391		5.9	0.5	-0.3	-3.7	2.3	0.8
Golf courses and country clubs.....	713910		5.9	0.5	-0.3	-3.7	2.3	0.9
Primary services.....		713910-P	6.2	0.6	-0.3	-3.9	2.5	0.9
Membership dues and fees.....		713910-1	6.2	0.5	-0.2	0.0	0.5	1.0
Greens and guest fees.....		713910-2	5.5	1.4	-0.6	-17.5	7.2	0.6
Food and beverage sales.....		713910-3	7.1	0.0	-0.1	0.0	3.2	0.7
Equipment rentals and all other golf services.....		713910-4	3.3	0.0	0.0	0.0	0.0	1.1
Fitness and recreational sports centers.....	71394		2.4	1.6	0.1	0.0	-4.9	3.3
Fitness and recreational sports centers.....	713940		2.4	1.6	0.1	0.0	-4.9	3.3
Primary services.....		713940-P	2.4	1.9	0.1	0.0	-5.5	3.8
Fitness and recreational facility memberships.....		713940-1	2.0	2.7	0.1	0.0	-8.8	5.6
Recreational facility admissions, classes, and other fitness center services.....		713940-2	3.2	0.0	0.2	0.0	2.5	0.0
Other receipts.....		713940-SM	2.5	0.0	0.0	0.2	0.0	0.0
Accommodation.....	721		1.2	1.9	0.3	1.1	3.7	-0.1
Accommodation.....	7211		1.2	1.9	0.3	1.1	3.7	-0.1
Hotels (exc casino hotels) and motels.....	72111		1.2	3.2	0.1	1.2	5.7	0.0
Hotels and motels, except casino hotels.....	721110		1.2	3.2	0.1	1.2	5.7	0.0
Primary services.....		721110-P	1.1	3.2	0.1	1.2	5.7	0.0
Guestroom rental.....		721110-1	0.3	4.0	0.3	1.5	7.1	-0.2
Limited service hotels and motels guestroom rental.....		721110-101	0.3	7.4	2.1	-0.8	3.6	0.4
Full service hotels and motels guestroom rental.....		721110-102	0.7	4.7	6.0	10.7	8.1	-1.9
Luxury and resort hotels guestroom rental.....		721110-103	-0.4	1.6	-6.1	-7.3	7.7	1.4
Hotel and motel food and beverage and related services.....		721110-2	3.8	0.5	0.3	0.0	-0.2	0.5
Hotel and motel food and nonalcoholic beverage and related services.....		721110-201	4.1	0.6	0.4	0.0	-0.3	0.7

See footnotes at end of table.

Table 12. Producer price index percentage changes for the net output of selected industries and their products, not seasonally adjusted — Continued
 [July 2024]

Title ¹	Industry code	Product code	Unadjusted 12-month percent change ²	Unadjusted 1-month percent change ²				
				July 2023 to July 2024 ^P	Feb. to Mar.	Mar. to Apr. ^P	Apr. to May ^P	May to June ^P
Hotels and motels, except casino hotels - Continued								
Hotel and motel alcoholic beverage and related services.....		721110-202	2.7	0.2	0.0	-0.1	0.1	0.0
Other hotel and motel services.....		721110-5	7.0	-0.3	-2.5	0.6	2.5	1.7
Other receipts.....		721110-SM1	10.2	0.9	-0.1	-0.1	2.6	0.9
Casino hotels.....	72112		1.5	-1.8	0.7	0.9	-1.9	-0.4
Casino hotels.....	721120		1.5	-1.8	0.7	0.9	-1.9	-0.4
Primary services.....		721120-P	1.5	-1.8	0.7	0.9	-2.0	-0.4
Casino hotel guestroom rental.....		721120-1	-0.9	-17.6	15.3	-0.7	-5.6	1.6
Casino hotel food and beverage and related services.....		721120-2	8.4	1.7	0.1	0.0	0.0	0.5
Casino hotel food and nonalcoholic beverage and related services.....		721120-201	8.5	1.2	0.2	0.0	0.0	0.8
Casino hotel alcoholic beverage and related services.....		721120-202	8.0	2.7	0.0	0.0	0.0	0.0
Casino gaming receipts.....		721120-5	-0.4	2.1	-3.0	1.7	-1.5	-1.2
Other casino hotel services.....		721120-6	13.6	2.1	0.0	0.0	0.0	0.0
Other receipts.....		721120-SM1	4.8	-0.9	-0.1	-0.1	0.9	1.2
Commercial machinery repair and maintenance.....	8113		6.6	0.0	1.1	1.2	0.0	0.0
Commercial machinery repair and maintenance.....	81131		6.6	0.0	1.1	1.2	0.0	0.0
Commercial machinery repair and maintenance.....	811310		6.6	0.0	1.1	1.2	0.0	0.0
Primary services.....		811310-P	6.7	0.0	1.2	1.3	0.0	0.0
Maintenance and repair services for agricultural, construction, and mining machinery.....		811310-5	3.2	0.0	0.5	0.0	0.0	0.0
Maintenance and repair services for commercial and service industry machinery.....		811310-6	12.2	0.0	0.0	4.8	0.0	0.0
Maintenance and repair services for industrial machinery.....		811310-7	6.7	0.0	2.8	0.0	0.0	0.0
Maintenance and repair services for general purpose machinery.....		811310-8	2.1	0.0	0.0	0.3	0.0	0.0
Special indexes								
New nonresidential building construction by contractor type/region.....	236400		1.3	0.1	0.1	0.0	0.4	0.8
General contractors.....		236400-1	1.8	0.1	0.2	-0.1	0.7	1.2
General contractors, Northeast.....		236400-11	1.0	0.0	0.1	0.0	0.0	0.9
General contractors, South.....		236400-12	-0.3	0.2	-0.3	0.0	0.1	0.7
General contractors, Midwest.....		236400-13	1.2	0.0	0.1	-0.3	-0.1	0.3
General contractors, West.....		236400-14	5.6	0.1	1.0	0.0	2.5	2.6
Plumbing, heating, and air conditioning contractors.....		236400-221	1.0	-0.5	0.3	0.0	0.3	0.2
Plumbing, heating, and air conditioning contractors, Northeast.....		236400-2211	2.4	0.0	0.8	0.0	0.3	0.1
Plumbing, heating, and air conditioning contractors, South.....		236400-2212	1.9	-1.4	0.1	0.0	0.4	0.3
Plumbing, heating, and air conditioning contractors, Midwest.....		236400-2213	-0.4	0.0	-0.5	0.1	0.0	0.1
Plumbing, heating, and air conditioning contractors, West.....		236400-2214	-0.6	-0.2	0.6	-0.2	0.7	0.4
Electrical contractors.....		236400-222	0.3	0.0	-1.0	0.0	0.1	1.6
Electrical contractors, Northeast.....		236400-2221	1.6	0.4	-0.7	0.0	0.3	1.5
Electrical contractors, South.....		236400-2222	-0.9	0.0	-1.4	0.0	0.0	2.0
Electrical contractors, Midwest.....		236400-2223	-0.1	-0.4	-1.3	-0.2	0.0	1.1
Electrical contractors, West.....		236400-2224	1.3	0.0	-0.4	0.2	0.2	1.7
Roofing contractors.....		236400-223	0.9	-0.1	0.2	-0.6	0.2	1.0
Roofing contractors, Northeast.....		236400-2231	1.0	0.0	0.4	-0.5	0.2	-0.6
Roofing contractors, South.....		236400-2232	-0.9	-	-	-	-	1.0
Roofing contractors, Midwest.....		236400-2233	1.7	0.0	0.0	-0.7	-0.6	0.5
Roofing contractors, West.....		236400-2234	2.0	0.0	0.5	-0.3	0.2	2.3
Poured concrete foundation and structure contractors.....		236400-224	2.8	0.2	0.8	0.1	0.0	-0.5
Poured concrete foundation and structure contractors, Northeast.....		236400-2241	2.4	0.0	-0.2	0.0	0.1	-1.4
Poured concrete foundation and structure contractors, South.....		236400-2242	3.1	0.2	1.1	0.1	0.1	-0.1
Poured concrete foundation and structure contractors, Midwest.....		236400-2243	3.5	0.3	0.2	0.4	0.1	-0.3
Poured concrete foundation and structure contractors, West.....		236400-2244	1.8	0.3	1.4	-0.1	-0.1	-0.9
New nonresidential building construction by region.....	236500		1.2	0.1	0.1	0.0	0.4	0.8
New nonresidential building construction, Northeast.....		236500-1	2.7	0.5	0.2	0.0	0.1	1.0
New nonresidential building construction, South.....		236500-2	-0.1	0.0	-0.4	0.0	0.1	0.6
New nonresidential building construction, Midwest.....		236500-3	0.9	0.0	-0.2	-0.1	0.0	0.2
New nonresidential building construction, West.....		236500-4	2.2	0.0	0.7	0.0	1.2	1.3
Nonresidential building maintenance & repair.....	2381MR		4.3	0.6	2.9	0.0	0.1	0.1
General medical and surgical hospitals by patient type.....	62211A							
Medicare patients.....		62211A-2	2.4	0.1	0.1	0.0	-0.3	0.0
Medicaid patients.....		62211A-4	5.5	0.0	0.0	0.0	-0.2	0.3
Private insurance and all other patients.....		62211A-6	2.7	-0.2	0.0	0.8	0.4	0.1
Private insurance patients.....		62211A-61	3.7	-0.2	0.0	0.9	0.4	0.1
All other patients.....		62211A-62	-4.1	0.1	0.0	0.0	0.5	0.1

See footnotes at end of table.

Table 12. Producer price index percentage changes for the net output of selected industries and their products, not seasonally adjusted — Continued
 [July 2024]

Title ¹	Industry code	Product code	Unadjusted 12-month percent change ²	Unadjusted 1-month percent change ²				
				July 2023 to July 2024 ^p	Feb. to Mar.	Mar. to Apr. ^p	Apr. to May ^p	May to June ^p
Premiums for property and casualty insurance ³	924126		3.3	0.3	0.1	0.6	0.1	0.1
Primary services.....		924126-P	3.3	0.3	0.1	0.6	0.1	0.2
Premiums for private passenger auto insurance.....		924126-1	3.5	0.3	0.1	1.0	0.2	0.2
Premiums for homeowner's insurance.....		924126-2	7.1	0.9	0.1	0.4	0.1	0.3
Premiums for commercial auto insurance.....		924126-3	2.5	0.2	0.8	0.4	-0.3	0.2
Premiums for non-auto liability insurance.....		924126-4	3.1	0.4	0.0	0.7	0.4	0.1
Premiums for medical malpractice insurance.....		924126-402	-0.6	0.0	-0.1	0.0	0.0	0.0
Premiums for product and other non-auto liability insurance.....		924126-403	3.7	0.5	0.0	0.8	0.5	0.1
Premiums for commercial multiple peril insurance.....		924126-5	1.4	0.2	0.0	0.0	0.0	0.0
Premiums for worker's compensation insurance.....		924126-6	-1.6	0.1	0.1	0.0	0.0	-0.4
Premiums for other property and casualty insurance.....		924126-7	0.6	0.0	0.3	0.0	0.0	0.0

¹ Industry and product class indexes may include products not shown separately.

² All indexes are subject to revision for 4 months after their originally scheduled publication to incorporate late reports and corrections by survey respondents.

³ The special index for 924126, in which prices reflect premiums only, contrasts with the index shown elsewhere in this table for NAICS 524126, where prices reflect premiums plus the amount of investment income earned on the invested portion of the premium.

p Preliminary

"-" Data not available.

n.e.c. = Not elsewhere classified.

NOTE: Titles of some industries and products are not shown in this table because they fail to meet our publication criteria.

Table 13. Producer price indexes and percentage changes for special commodity groupings, not seasonally adjusted

[July 2024, Index base 1982=100, unless otherwise indicated]

Title	Other index base	Commodity code		Unadjusted index ¹					Unadjusted 1-month percent change ¹	Unadjusted 12-month percent change ¹
		Group code	Item code	Mar. 2024	Apr. 2024 ^P	May 2024 ^P	June 2024 ^P	July 2024 ^P	June to July ^P	July 2023 to July 2024 ^P
All commodities except farm products.....		SI	006111	257.160	259.123	257.078	257.659	259.836	0.8	1.7
Industrial commodities less fuels.....		ILF	T15M05	258.664	259.524	260.121	259.950	260.314	0.1	1.4
Construction materials.....		SI	012011	330.963	330.130	329.427	328.405	326.301	-0.6	-2.5
Chemicals and allied products, including synthetic rubber and synthetic fibers and yarns.....		SI	020011	334.693	337.485	336.797	336.659	338.945	0.7	0.7
Lumber and plywood.....		SI	004011	258.550	261.819	257.007	255.927	253.381	-1.0	-7.2
Foods										
All foods.....		SI	013011	266.870	267.679	266.383	269.410	270.704	0.5	4.3
Apples.....	06/08	SI	01102A	111.965	112.131	115.651	114.464	115.699	1.1	-23.9
Berries.....	06/08	SI	01102B	91.469	128.057	105.642	79.444	119.837	50.8	40.0
Processed foods.....		SI	095011	267.273	269.038	269.650	271.492	272.839	0.5	4.1
Textiles										
Selected textile mill products.....		SI	134011	198.172	198.183	197.626	198.648	198.693	0.0	0.7
Hosiery.....		SI	092011	185.141	185.141	185.141	185.141	185.142	0.0	-0.2
Underwear and nightwear.....		SI	094011	159.977	159.977	159.977	159.977	159.977	0.0	0.2
Metals										
Steel mill products, including fabricated wire products.....		SI	STEEL1	309.285	301.639	302.492	298.059	288.963	-3.1	-12.9
Finished steel mill products, excluding fabricated wire products.....		SI	STEEL2	298.262	289.786	291.491	285.739	275.868	-3.5	-13.9
Finished steel mill products, including fabricated wire products.....		SI	STEEL3	302.778	294.840	296.404	291.880	282.629	-3.2	-12.7
Special metals and metal products.....		SI	018011	242.928	243.095	244.747	244.207	243.748	-0.2	0.1
Fabricated metal products.....		SI	017011	284.011	284.447	285.602	285.857	285.951	0.0	0.6
Copper and copper products.....		SI	019011	532.615	553.192	595.154	578.566	581.782	0.6	14.3
Machinery										
Machinery and motive products.....		SI	093011	190.356	190.770	190.882	190.986	191.296	0.2	2.2
Machinery and equipment, except electrical.....		SI	089011	214.245	215.235	215.647	215.819	215.991	0.1	2.9
Agricultural machinery, including tractors.....		SI	024011	334.784	335.630	334.968	335.158	333.453	-0.5	0.7
Metalworking machinery.....		SI	021011	251.316	251.493	253.584	253.841	253.872	0.0	2.5
Total tractors.....		SI	023011	300.017	301.753	301.812	301.812	303.456	0.5	3.4
Agriculture machinery and equipment, less parts.....		SI	021012	330.105	330.939	330.287	330.474	328.792	-0.5	0.7
Agricultural machinery, excluding tractors.....		SI	024012	345.694	346.534	345.969	346.009	344.277	-0.5	0.7
Medical										
Pharmaceutical preparations for human and veterinary use.....		SI	070011	874.352	874.687	874.501	872.932	873.142	0.0	1.2
Pharmaceuticals for human use, prescription.....	06/01	SI	07003	319.076	318.888	318.853	318.825	319.391	0.2	1.0
Pharmaceuticals for human use, non-prescription.....	06/01	SI	07006	110.354	110.596	110.681	110.681	110.925	0.2	-23.1
Health care services, Medicare patients.....	06/14	SI	HCARE1	115.798	115.826	115.852	115.804	115.772	0.0	1.7
Health care services, Medicaid patients.....	06/14	SI	HCARE2	125.027	125.114	125.367	125.284	125.835	0.4	5.5
Health care services, private insurance patients.....	06/14	SI	HCARE3	127.823	128.005	128.734	129.145	129.248	0.1	3.0
Health care services, all other patients.....	06/14	SI	HCARE4	133.267	133.245	133.225	133.130	133.369	0.2	4.2

¹ All indexes are subject to revision for 4 months after their originally scheduled publication to incorporate late reports and corrections by survey respondents.

p Preliminary

NOTE: See next page for content of indexes on this table.

Table 13 commodity groupings include the following items:

All commodities except farm products: 02 through 15

Industrial commodities less fuels: 03, 04, and 06 through 15

Construction materials: 062101, 0721, 081105, 081106, 081107, 081203, 081204, 082, 0831, 0835, 086, 092, 101502, 101703, 101704, 10250162, 104101, 105, 106, 1071, 107301, 1074051, 107411, 10830225, 1142, 1147, 11490205, 11710143, 11710144, 11710147, 11710216, 11710217, 123101, 1232, 131108, 1321, 1322, 133, 134, 1361, 1362, 137, 1392, 1394, and 139501

Chemicals and allied products, including synthetic rubber and synthetic fibers: 031, 06 less 064, and 071102

Lumber and plywood: 081 and 083

All foods: 011, 017, and 02 less 0261, 0262, and 029

Apples: 01110208, 01110209, 01110211, 01110215, 01110216, 01110220, 01110229, 01110230

Berries: 01110222, 01110224, 01110225, 01110226, 01110227

Processed foods: 02 less 0261, 0262, and 029

Selected textile mill products: 0327, 03370104, 034, 038108083, 03820312, 038303214, 038303216, and 1231

Hosiery: 03810831

Underwear and nightwear: 03810647, 03810761, 038308083

Steel mill products, including fabricated wire products: 1017 and 1088

Finished steel mill products, excluding fabricated wire products: 101703, 101704, 101705, 101706, 101706, 101707, and 101708

Finished steel mill products, including fabricated wire products: 101703, 101704, 101705, 101706, 101706, 101707, 101708, and 1088

Special metals and metal products: 10, 111, and 141

Fabricated metal products: 103 through 108

Copper and copper products: 10210201, 10220131, 102301, 102403, 102502, 10260314, and 102807013

Machinery and motive products: 11 and 14

Machinery and equipment except electrical: 111, 112, 113, 114, 115, 116, 118, and 119

Agriculture machinery, including tractors: 1114 less 111409

Metalworking machinery: 113A, 1132, 113304, 1137, and 1138

Total tractors: 111410 and 112A less 112A03

Agricultural machinery and equipment, less parts (old commodity code 111): 111 less 111409

Agricultural machinery, excluding tractors (old commodity code 1112): 1114 less 111403

Pharmaceutical preparations for human and veterinary use: 0634 and 0638

Pharmaceuticals for human use, prescription: prescription pharmaceutical price quotes from 0638

Pharmaceuticals for human use, non-prescription: non-prescription pharmaceutical price quotes from 0638

Health care services, Medicare patients: Medicare price quotes from 511 and 512

Health care services, Medicaid patients: Medicaid price quotes from 511 and 512

Health care services, private insurance patients: Private insurance price quotes from 511 and 512

Health care services, all other patients: Price quotes from 511 and 512, less Medicare, Medicaid, and private insurance

Note: Weights for the above components are those used for the comprehensive All commodities index.

Table 14. Producer price indexes and percentage changes for net inputs to industries, excluding capital investment, labor, and imports; not seasonally adjusted
 [July 2024, Index base December 2014=100, unless otherwise indicated]

Title	Other index base	Commodity code		Unadjusted index ¹					Unadjusted 1-month percent change ¹	Unadjusted 12-month percent change ¹
		Group code	Item code	Mar. 2024	Apr. 2024 ^P	May 2024 ^P	June 2024 ^P	July 2024 ^P	June to July ^P	July 2023 to July 2024 ^P
Construction										
Inputs to construction industries, excluding capital investment, labor, and imports.....		IP	230000	151.039	151.843	150.610	150.307	150.581	0.2	1.2
Inputs to construction industries, goods.....	06/86	IP	2300001	322.749	324.421	321.426	319.944	321.314	0.4	1.1
Inputs to construction industries, energy.....		IP	23000012	142.373	147.702	135.614	131.268	138.659	5.6	0.3
Inputs to construction industries, goods less foods and energy.....		IP	23000013	153.488	153.761	153.563	153.278	153.157	-0.1	1.2
Inputs to construction industries, services.....		IP	2300002	149.173	150.008	149.123	149.592	149.140	-0.3	1.4
Inputs to construction industries, trade services ²		IP	23000021	158.121	159.028	157.411	158.112	157.227	-0.6	0.1
Inputs to construction industries, transportation and warehousing services.....		IP	23000022	130.037	130.792	131.007	130.629	131.462	0.6	1.6
Inputs to construction industries, services less trade, transportation, and warehousing.....		IP	23000023	136.349	137.075	136.684	137.201	136.758	-0.3	3.3
New construction										
Inputs to new construction, excluding capital investment, labor, and imports.....		IP	231000	151.690	152.518	151.278	150.987	151.265	0.2	1.2
Inputs to new construction, goods.....	06/86	IP	2310001	323.238	325.117	321.981	320.518	321.882	0.4	1.1
Inputs to new construction, energy.....		IP	23100012	141.428	146.799	133.716	129.281	137.025	6.0	-0.5
Inputs to new construction, goods less foods and energy.....		IP	23100013	154.392	154.799	154.564	154.274	154.155	-0.1	1.2
Inputs to new construction, services.....		IP	2310002	149.118	149.826	149.062	149.552	149.115	-0.3	1.4
Inputs to new construction, trade services ²		IP	23100021	158.429	159.020	157.514	158.259	157.348	-0.6	-0.3
Inputs to new construction, transportation and warehousing services.....		IP	23100022	130.037	130.792	131.007	130.629	131.462	0.6	1.6
Inputs to new construction, services less trade, transportation, and warehousing.....		IP	23100023	136.183	136.949	136.633	137.175	136.753	-0.3	3.4
Inputs to residential construction industries, excluding capital investment, labor, and imports.....		IP	231100	149.647	150.756	149.478	149.462	149.542	0.1	2.0
Inputs to residential construction industries, goods.....	06/86	IP	2311001	317.283	318.779	316.147	315.291	316.380	0.3	1.9
Inputs to residential construction industries, energy.....		IP	23110012	134.610	139.222	128.592	125.590	132.025	5.1	0.5
Inputs to residential construction industries, goods less foods and energy.....		IP	23110013	153.152	153.483	153.147	152.994	152.932	0.0	2.0
Inputs to residential construction industries, services.....		IP	2311002	148.137	149.854	148.531	149.109	148.525	-0.4	2.2
Inputs to residential construction industries, trade services ²		IP	23110021	155.102	157.493	155.349	156.097	155.133	-0.6	1.8
Inputs to residential construction industries, transportation and warehousing services.....		IP	23110022	130.037	130.792	131.007	130.629	131.462	0.6	1.6
Inputs to residential construction industries, services less trade, transportation, and warehousing.....		IP	23110023	138.600	139.449	139.001	139.662	139.178	-0.3	3.3
Inputs to single family residential construction, excluding capital investment, labor, and imports.....		IP	231110	148.302	149.527	148.192	148.232	148.201	0.0	2.0
Inputs to single family residential construction, goods.....		IP	2311101	148.397	149.233	147.893	147.612	147.974	0.2	1.7
Inputs to single family residential construction, energy.....		IP	23111012	138.366	142.900	132.362	129.820	136.164	4.9	0.6
Inputs to single family residential construction, goods less foods and energy.....		IP	23111013	152.502	153.088	152.387	152.263	152.198	0.0	1.8
Inputs to single family residential construction, services.....		IP	2311102	148.137	149.929	148.601	149.109	148.505	-0.4	2.4
Inputs to single family residential construction, trade services ²		IP	23111021	155.056	157.445	155.404	155.998	155.092	-0.6	2.2
Inputs to single family residential construction, transportation and warehousing services.....		IP	23111022	130.037	130.792	131.007	130.629	131.462	0.6	1.6
Inputs to single family residential construction, services less trade, transportation, and warehousing.....		IP	23111023	141.554	142.483	142.026	142.800	142.150	-0.5	3.5
Inputs to multifamily residential construction, excluding capital investment, labor, and imports.....		IP	231120	151.256	152.550	151.301	151.212	151.160	0.0	2.0
Inputs to multifamily residential construction, goods.....		IP	2311201	153.627	154.442	153.403	152.820	153.142	0.2	1.8
Inputs to multifamily residential construction, energy.....		IP	23112012	139.943	144.568	133.871	130.795	137.267	4.9	0.1
Inputs to multifamily residential construction, goods less foods and energy.....		IP	23112013	157.223	157.736	157.477	157.090	156.910	-0.1	1.9
Inputs to multifamily residential construction, services.....		IP	2311202	148.649	150.630	149.075	149.687	149.105	-0.4	2.3
Inputs to multifamily residential construction, trade services ²		IP	23112021	155.565	158.550	155.844	156.785	155.739	-0.7	2.0
Inputs to multifamily residential construction, transportation and warehousing services.....		IP	23112022	130.037	130.792	131.007	130.629	131.462	0.6	1.6
Inputs to multifamily residential construction, services less trade, transportation, and warehousing.....		IP	23112023	132.117	132.816	132.518	132.955	132.590	-0.3	3.2
Inputs to other residential construction, excluding capital investment, labor, and imports.....		IP	231130	148.550	149.570	148.371	148.338	148.499	0.1	2.0
Inputs to other residential construction, goods.....		IP	2311301	149.327	149.941	148.724	148.293	148.925	0.4	1.9
Inputs to other residential construction, energy.....		IP	23113012	135.146	139.854	129.037	125.822	132.382	5.2	0.5
Inputs to other residential construction, goods less foods and energy.....		IP	23113013	150.914	151.082	150.912	150.785	150.770	0.0	2.0
Inputs to other residential construction, services.....		IP	2311302	147.628	149.262	148.087	148.655	148.105	-0.4	2.2
Inputs to other residential construction, trade services ²		IP	23113021	155.821	158.153	156.058	156.855	155.856	-0.6	1.7

See footnotes at end of table.

Table 14. Producer price indexes and percentage changes for net inputs to industries, excluding capital investment, labor, and imports; not seasonally adjusted — Continued
 [July 2024, Index base December 2014=100, unless otherwise indicated]

Title	Other index base	Commodity code		Unadjusted index ¹					Unadjusted 1-month percent change ¹	Unadjusted 12-month percent change ¹	
		Group code	Item code	Mar. 2024	Apr. 2024 ^P	May 2024 ^P	June 2024 ^P	July 2024 ^P	June to July ^P	July 2023 to July 2024 ^P	
Inputs to other residential construction, transportation and warehousing services.....		IP	23113022	130.037	130.792	131.007	130.629	131.462	0.6	1.6	
Inputs to other residential construction, services less trade, transportation, and warehousing.....		IP	23113023	128.591	129.410	129.145	129.656	129.321	-0.3	3.2	
Inputs to nonresidential construction, excluding capital investment, labor, and imports.....	06/10	IP	231200	151.160	151.788	150.793	150.378	150.696	0.2	0.8	
Inputs to nonresidential construction, goods.....		IP	2312001	162.545	163.524	162.105	161.281	161.942	0.4	0.8	
Inputs to nonresidential construction, energy.....		IP	23120012	142.008	147.337	135.253	130.879	138.271	5.6	0.3	
Inputs to nonresidential construction, goods less foods and energy.....		IP	23120013	153.849	154.275	154.147	153.776	153.638	-0.1	0.8	
Inputs to nonresidential construction, services.....		IP	2312002	148.994	148.978	148.726	149.111	148.757	-0.2	0.9	
Inputs to nonresidential construction, trade services ²		IP	23120021	164.183	162.729	162.237	162.932	162.008	-0.6	-2.1	
Inputs to nonresidential construction, transportation and warehousing services.....		IP	23120022	130.037	130.792	131.007	130.629	131.462	0.6	1.6	
Inputs to nonresidential construction, services less trade, transportation, and warehousing.....		IP	23120023	129.595	130.331	130.103	130.512	130.157	-0.3	3.5	
Inputs to commercial and healthcare structures, excluding capital investment, labor, and imports.....		06/10	IP	231210	152.410	153.112	152.411	152.168	152.313	0.1	0.8
Inputs to commercial and healthcare structures, goods.....			IP	2312101	165.078	166.220	165.336	164.861	165.178	0.2	0.8
Inputs to commercial and healthcare structures, energy.....	IP		23121012	139.400	144.099	133.237	130.337	136.899	5.0	0.5	
Inputs to commercial and healthcare structures, goods less foods and energy.....	IP		23121013	154.949	155.749	155.655	155.390	155.230	-0.1	0.8	
Inputs to commercial and healthcare structures, services.....	IP		2312102	149.887	149.646	149.259	149.540	149.292	-0.2	0.6	
Inputs to commercial and healthcare structures, trade services ²	IP		23121021	166.791	164.672	163.876	164.147	163.563	-0.4	-2.7	
Inputs to commercial and healthcare structures, transportation and warehousing services.....	IP		23121022	130.037	130.792	131.007	130.629	131.462	0.6	1.6	
Inputs to commercial and healthcare structures, services less trade, transportation, and warehousing.....	IP		23121023	130.400	131.061	130.727	131.290	130.808	-0.4	3.3	
Inputs to commercial structures, excluding capital investment, labor, and imports.....	06/10		IP	231211	152.842	153.492	152.855	152.592	152.756	0.1	0.7
Inputs to commercial structures, goods.....			IP	2312111	152.051	153.089	152.345	151.897	152.215	0.2	0.7
Inputs to commercial structures, energy.....		IP	23121112	139.450	144.198	133.245	130.210	136.836	5.1	0.5	
Inputs to commercial structures, goods less foods and energy.....		IP	23121113	155.079	155.860	155.851	155.585	155.447	-0.1	0.7	
Inputs to commercial structures, services.....		IP	2312112	151.089	150.691	150.354	150.592	150.341	-0.2	0.5	
Inputs to commercial structures, trade services ²		IP	23121121	168.489	165.844	165.188	165.291	164.739	-0.3	-2.9	
Inputs to commercial structures, transportation and warehousing services.....		IP	23121122	130.037	130.792	131.007	130.629	131.462	0.6	1.6	
Inputs to commercial structures, services less trade, transportation, and warehousing.....		IP	23121123	133.822	134.479	134.152	134.726	134.231	-0.4	3.1	
Inputs to healthcare structures, excluding capital investment, labor, and imports.....		06/10	IP	231212	152.304	153.055	152.185	152.003	152.136	0.1	1.0
Inputs to healthcare structures, goods.....			IP	2312121	152.039	153.057	152.038	151.645	151.927	0.2	1.0
Inputs to healthcare structures, energy.....	IP		23121212	139.367	143.957	133.301	130.672	137.092	4.9	0.6	
Inputs to healthcare structures, goods less foods and energy.....	IP		23121213	154.976	155.747	155.418	155.184	155.020	-0.1	1.1	
Inputs to healthcare structures, services.....	IP		2312122	149.582	149.643	149.168	149.522	149.278	-0.2	0.8	
Inputs to healthcare structures, trade services ²	IP		23121221	163.546	162.434	161.514	162.087	161.414	-0.4	-2.0	
Inputs to healthcare structures, transportation and warehousing services.....	IP		23121222	130.037	130.792	131.007	130.629	131.462	0.6	1.6	
Inputs to healthcare structures, services less trade, transportation, and warehousing.....	IP		23121223	131.756	132.391	131.974	132.487	132.062	-0.3	3.2	
Inputs to industrial structures, excluding capital investment, labor, and imports.....	06/10		IP	231220	152.054	152.459	151.652	151.165	151.492	0.2	1.5
Inputs to industrial structures, goods.....			IP	2312201	159.583	160.560	159.408	158.812	159.292	0.3	1.8
Inputs to industrial structures, energy.....		IP	23122012	140.825	145.890	134.322	130.550	137.593	5.4	0.4	
Inputs to industrial structures, goods less foods and energy.....		IP	23122013	151.118	151.650	151.548	151.288	151.122	-0.1	1.9	
Inputs to industrial structures, services.....		IP	2312202	152.554	151.726	151.600	151.299	151.320	0.0	0.7	
Inputs to industrial structures, trade services ²		IP	23122021	170.626	166.606	166.074	165.404	164.990	-0.3	-3.2	
Inputs to industrial structures, transportation and warehousing services.....		IP	23122022	130.037	130.792	131.007	130.629	131.462	0.6	1.6	
Inputs to industrial structures, services less trade, transportation, and warehousing.....		IP	23122023	130.460	131.078	131.088	131.077	131.059	0.0	3.6	
Inputs to other nonresidential construction, excluding capital investment, labor, and imports.....		06/10	IP	231230	150.347	150.974	149.917	149.480	149.845	0.2	0.8
Inputs to other nonresidential construction, goods.....			IP	2312301	161.029	161.950	160.416	159.504	160.276	0.5	0.7
Inputs to other nonresidential construction, energy.....	IP		23123012	137.969	142.997	131.953	127.748	134.486	5.3	-0.3	
Inputs to other nonresidential construction, goods less foods and energy.....	IP		23123013	153.466	153.753	153.648	153.257	153.145	-0.1	0.8	
Inputs to other nonresidential construction, services.....	IP		2312302	148.109	148.217	147.998	148.473	148.056	-0.3	1.0	
Inputs to other nonresidential construction, trade services ²	IP	23123021	162.830	161.758	161.346	162.261	161.209	-0.6	-1.8		

See footnotes at end of table.

Table 14. Producer price indexes and percentage changes for net inputs to industries, excluding capital investment, labor, and imports; not seasonally adjusted — Continued
 [July 2024, Index base December 2014=100, unless otherwise indicated]

Title	Other index base	Commodity code		Unadjusted index ¹					Unadjusted 1-month percent change ¹	Unadjusted 12-month percent change ¹
		Group code	Item code	Mar. 2024	Apr. 2024 ^P	May 2024 ^P	June 2024 ^P	July 2024 ^P	June to July ^P	July 2023 to July 2024 ^P
Inputs to other nonresidential construction, transportation and warehousing services.....		IP	23123022	130.037	130.792	131.007	130.629	131.462	0.6	1.6
Inputs to other nonresidential construction, services less trade, transportation, and warehousing.....		IP	23123023	129.080	129.818	129.607	130.016	129.662	-0.3	3.4
Inputs to highways and streets, excluding capital investment, labor, and imports.....		IP	231231	148.244	148.353	147.491	146.884	147.332	0.3	0.5
Inputs to highways and streets, goods.....		IP	2312311	148.146	148.372	147.209	146.197	146.983	0.5	0.4
Inputs to highways and streets, energy.....		IP	23123112	143.418	149.082	136.351	131.202	139.032	6.0	0.2
Inputs to highways and streets, goods less foods and energy....		IP	23123113	152.312	151.885	152.094	151.558	151.510	0.0	0.4
Inputs to highways and streets, services.....		IP	2312312	146.251	146.038	146.011	146.524	146.041	-0.3	0.7
Inputs to highways and streets, trade services ²		IP	23123121	164.222	162.274	162.392	163.366	162.141	-0.7	-2.4
Inputs to highways and streets, transportation and warehousing services.....		IP	23123122	127.312	128.051	128.261	127.892	128.707	0.6	1.6
Inputs to highways and streets, services less trade, transportation, and warehousing.....		IP	23123123	128.757	129.527	129.293	129.765	129.369	-0.3	3.6
Inputs to power and communication structures, excluding capital investment, labor, and imports.....		IP	231232	147.071	148.163	147.030	146.572	146.914	0.2	0.5
Inputs to power and communication structures, goods.....		IP	2312321	149.727	151.486	149.657	148.525	149.433	0.6	0.2
Inputs to power and communication structures, energy.....		IP	23123212	137.699	142.234	132.016	127.878	134.149	4.9	-0.1
Inputs to power and communication structures, goods less foods and energy.....		IP	23123213	152.126	153.228	153.375	152.953	152.598	-0.2	0.2
Inputs to power and communication structures, services.....		IP	2312322	143.395	143.563	143.395	143.868	143.428	-0.3	1.0
Inputs to power and communication structures, trade services ²		IP	23123221	160.464	159.593	159.190	160.263	159.138	-0.7	-1.8
Inputs to power and communication structures, transportation and warehousing services.....		IP	23123222	130.037	130.792	131.007	130.629	131.462	0.6	1.6
Inputs to power and communication structures, services less trade, transportation, and warehousing.....		IP	23123223	126.271	126.869	126.774	127.036	126.782	-0.2	2.8
Inputs to educational and vocational structures, excluding capital investment, labor, and imports.....		IP	231233	152.081	152.944	152.035	151.754	151.914	0.1	1.0
Inputs to educational and vocational structures, goods.....		IP	2312331	151.877	153.016	151.918	151.421	151.726	0.2	1.0
Inputs to educational and vocational structures, energy.....		IP	23123312	133.880	138.362	127.989	125.272	131.534	5.0	0.5
Inputs to educational and vocational structures, goods less foods and energy.....		IP	23123313	153.705	154.603	154.181	153.845	153.715	-0.1	1.0
Inputs to educational and vocational structures, services.....		IP	2312332	149.907	150.063	149.641	149.906	149.701	-0.1	0.9
Inputs to educational and vocational structures, trade services ²		IP	23123321	162.688	161.781	160.990	161.335	160.784	-0.3	-1.7
Inputs to educational and vocational structures, transportation and warehousing services.....		IP	23123322	130.037	130.792	131.007	130.629	131.462	0.6	1.6
Inputs to educational and vocational structures, services less trade, transportation, and warehousing.....		IP	23123323	131.621	132.368	131.983	132.481	132.059	-0.3	3.6
Inputs to other misc. nonresidential construction, excluding capital investment, labor, and imports.....		IP	231234	150.286	151.134	149.913	149.630	149.944	0.2	1.2
Inputs to other misc. nonresidential construction, goods.....		IP	2312341	148.840	149.904	148.290	147.637	148.282	0.4	1.3
Inputs to other misc. nonresidential construction, energy.....		IP	23123412	141.502	146.849	134.804	130.371	137.738	5.7	0.2
Inputs to other misc. nonresidential construction, goods less foods and energy.....		IP	23123413	153.242	153.811	153.423	153.213	153.059	-0.1	1.4
Inputs to other misc. nonresidential construction, services.....		IP	2312342	148.500	148.861	148.516	149.029	148.629	-0.3	1.1
Inputs to other misc. nonresidential construction, trade services ²		IP	23123421	161.590	161.208	160.438	161.491	160.418	-0.7	-1.4
Inputs to other misc. nonresidential construction, transportation and warehousing services.....		IP	23123422	130.037	130.792	131.007	130.629	131.462	0.6	1.6
Inputs to other misc. nonresidential construction, services less trade, transportation, and warehousing.....		IP	23123423	129.109	129.865	129.670	130.058	129.736	-0.2	3.5
Maintenance and repair construction										
Inputs to maintenance and repair construction, excluding capital investment, labor, and imports.....		IP	232000	147.982	148.754	147.472	147.067	147.433	0.2	1.6
Inputs to maintenance and repair construction, goods.....	06/86	IP	2320001	330.129	331.376	328.020	326.083	327.867	0.5	1.3
Inputs to maintenance and repair construction, energy.....		IP	23200012	150.007	156.795	141.103	133.809	143.164	7.0	-0.8
Inputs to maintenance and repair construction, goods less foods and energy.....		IP	23200013	151.029	150.952	150.890	150.671	150.598	0.0	1.5
Inputs to maintenance and repair construction, services.....		IP	2320002	147.788	148.935	148.045	148.453	148.057	-0.3	2.0
Inputs to maintenance and repair construction, trade services ²		IP	23200021	156.644	158.061	156.711	157.077	156.386	-0.4	1.3
Inputs to maintenance and repair construction, transportation and warehousing services.....		IP	23200022	130.037	130.792	131.007	130.629	131.462	0.6	1.6
Inputs to maintenance and repair construction, services less trade, transportation, and warehousing.....		IP	23200023	129.107	129.828	129.432	130.203	129.909	-0.2	3.6
Inputs to residential maintenance and repair, excluding capital investment, labor, and imports.....		IP	232100	146.713	147.735	146.624	146.269	146.443	0.1	1.9
Inputs to residential maintenance and repair, goods.....	06/86	IP	2321001	309.013	310.146	307.641	306.257	307.379	0.4	1.4
Inputs to residential maintenance and repair, energy.....		IP	23210012	149.072	155.571	141.127	134.030	143.085	6.8	-0.1

See footnotes at end of table.

Table 14. Producer price indexes and percentage changes for net inputs to industries, excluding capital investment, labor, and imports; not seasonally adjusted — Continued
 [July 2024, Index base December 2014=100, unless otherwise indicated]

Title	Other index base	Commodity code		Unadjusted index ¹					Unadjusted 1-month percent change ¹	Unadjusted 12-month percent change ¹
		Group code	Item code	Mar. 2024	Apr. 2024 ^P	May 2024 ^P	June 2024 ^P	July 2024 ^P	June to July ^P	July 2023 to July 2024 ^P
Inputs to residential maintenance and repair, goods less foods and energy.....		IP	23210013	149.190	149.319	149.038	148.821	148.766	0.0	1.5
Inputs to residential maintenance and repair, services.....		IP	2321002	149.505	151.198	150.171	150.216	149.910	-0.2	2.6
Inputs to residential maintenance and repair, trade services ²		IP	23210021	155.882	157.934	156.493	156.458	156.006	-0.3	2.5
Inputs to residential maintenance and repair, transportation and warehousing services.....		IP	23210022	130.037	130.792	131.007	130.629	131.462	0.6	1.6
Inputs to residential maintenance and repair, services less trade, transportation, and warehousing.....		IP	23210023	136.702	137.676	137.406	137.871	137.539	-0.2	3.4
Inputs to nonresidential maintenance and repair, excluding capital investment, labor, and imports.....		IP	232200	148.544	149.197	147.919	147.456	147.811	0.2	1.4
Inputs to nonresidential maintenance and repair, goods.....	06/86	IP	2322001	335.059	336.229	332.839	330.721	332.595	0.6	1.2
Inputs to nonresidential maintenance and repair, energy.....		IP	23220012	149.244	155.800	141.349	134.280	143.262	6.7	-0.2
Inputs to nonresidential maintenance and repair, goods less foods and energy.....		IP	23220013	151.447	151.263	151.259	151.026	150.910	-0.1	1.4
Inputs to nonresidential maintenance and repair, services.....		IP	2322002	147.781	148.697	147.874	148.360	147.768	-0.4	1.6
Inputs to nonresidential maintenance and repair, trade services ²		IP	23220021	157.696	158.765	157.459	158.103	157.099	-0.6	0.7
Inputs to nonresidential maintenance and repair, transportation and warehousing services.....		IP	23220022	130.037	130.792	131.007	130.629	131.462	0.6	1.6
Inputs to nonresidential maintenance and repair, services less trade, transportation, and warehousing.....		IP	23220023	129.662	130.342	129.921	130.475	129.997	-0.4	3.3
Manufacturing³										
Inputs to 325510, paint and coating manufacturing, excluding capital investment, labor, and imports.....	03/13	IP	325510	123.042	123.623	123.076	122.972	124.040	0.9	-0.7
Inputs to 325510, goods.....	03/13	IP	3255101	118.442	119.182	118.570	118.544	119.626	0.9	-0.9
Inputs to 325510, energy.....	03/13	IP	32551012	105.817	107.315	102.955	106.119	108.408	2.2	1.7
Inputs to 325510, goods less foods and energy.....	03/13	IP	32551013	119.328	120.048	119.552	119.425	120.472	0.9	-0.9
Inputs to 325510, services.....	03/13	IP	3255102	145.042	144.442	144.405	143.756	144.637	0.6	0.6
Inputs to 325510, trade services ²	03/13	IP	32551021	153.111	150.595	150.089	148.926	149.877	0.6	-1.6
Inputs to 325510, transportation and warehousing services.....	03/13	IP	32551022	131.992	132.914	133.244	133.027	133.813	0.6	2.5
Inputs to 326100, plastics products manufacturing, excluding capital investment, labor, and imports.....	03/14	IP	326100	117.083	117.976	117.716	118.124	119.395	1.1	0.4
Inputs to 326100, goods.....	03/14	IP	3261001	110.604	111.615	111.376	111.836	113.251	1.3	0.3
Inputs to 326100, energy.....	03/14	IP	32610012	125.264	124.872	121.923	130.183	131.650	1.1	1.0
Inputs to 326100, goods less foods and energy.....	03/14	IP	32610013	109.615	110.725	110.675	110.589	112.001	1.3	0.2
Inputs to 326100, services.....	03/14	IP	3261002	142.741	142.895	142.547	142.624	142.974	0.2	1.1
Inputs to 326100, trade services ²	03/14	IP	32610021	154.561	153.648	153.290	152.752	153.667	0.6	-1.1
Inputs to 326100, transportation and warehousing services.....	03/14	IP	32610022	122.807	123.646	123.850	123.590	124.350	0.6	2.3
Inputs to 326100, services less trade, transportation, and warehousing.....	03/14	IP	32610023	132.535	133.313	132.392	133.670	132.752	-0.7	3.2
Inputs to 333130, mining and oil and gas field machinery mfg, excluding capital investment, labor, and imports.....	04/14	IP	333130	144.180	143.266	143.241	142.726	142.074	-0.5	-1.8
Inputs to 333130, goods.....	04/14	IP	3331301	132.902	132.365	132.573	132.166	131.137	-0.8	-2.6
Inputs to 333130, energy.....	04/14	IP	33313012	102.930	104.047	103.891	108.985	108.486	-0.5	-6.7
Inputs to 333130, goods less foods and energy.....	04/14	IP	33313013	133.819	133.241	133.458	132.915	131.871	-0.8	-2.5
Inputs to 333130, services.....	04/14	IP	3331302	164.733	162.718	161.956	161.151	161.771	0.4	0.4
Inputs to 333130, trade services ²	04/14	IP	33313021	182.119	176.565	175.098	172.109	172.998	0.5	-2.9
Inputs to 333130, transportation and warehousing services.....	04/14	IP	33313022	120.095	120.343	119.730	120.153	120.469	0.3	0.8
Inputs to 333130, services less trade, transportation, and warehousing.....	04/14	IP	33313023	153.944	153.967	153.907	154.417	154.902	0.3	4.0
Inputs to 336111, automobile manufacturing, excluding capital investment, labor, and imports.....	02/14	IP	336111	136.611	137.187	137.126	136.665	137.384	0.5	2.2
Inputs to 336111, goods.....	02/14	IP	3361111	120.562	120.770	120.696	120.874	121.355	0.4	1.7
Inputs to 336111, goods less foods and energy.....	02/14	IP	33611113	120.562	120.770	120.696	120.874	121.355	0.4	1.7
Inputs to 336111, services.....	02/14	IP	3361112	176.574	178.909	178.932	175.254	176.993	1.0	3.9
Inputs to 336111, trade services ²	02/14	IP	33611121	180.877	183.411	183.405	179.295	181.142	1.0	4.2
Inputs to 336111, transportation and warehousing services.....	02/14	IP	33611122	132.089	132.856	133.074	132.690	133.536	0.6	1.6
Inputs to 336411, airplane manufacturing, excluding capital investment, labor, and imports.....	02/14	IP	336411	131.368	131.988	132.315	131.989	132.069	0.1	2.3
Inputs to 336411, goods.....	02/14	IP	3364111	122.603	123.084	123.458	123.472	123.291	-0.1	1.6
Inputs to 336411, energy.....	02/14	IP	33641112	92.165	95.872	97.451	97.828	95.975	-1.9	-16.4
Inputs to 336411, goods less foods and energy.....	02/14	IP	33641113	122.891	123.366	123.738	123.751	123.573	-0.1	1.6
Inputs to 336411, services.....	02/14	IP	3364112	162.390	163.526	163.668	162.059	163.130	0.7	4.3
Inputs to 336411, trade services ²	02/14	IP	33641121	182.062	182.148	181.926	177.417	179.478	1.2	2.3
Inputs to 336411, transportation and warehousing services.....	02/14	IP	33641122	131.204	131.966	132.182	131.802	132.642	0.6	1.6
Inputs to 336411, services less trade, transportation, and warehousing.....	02/14	IP	33641123	140.604	142.169	142.451	142.156	142.688	0.4	6.0

See footnotes at end of table.

Table 14. Producer price indexes and percentage changes for net inputs to industries, excluding capital investment, labor, and imports; not seasonally adjusted — Continued
 [July 2024, Index base December 2014=100, unless otherwise indicated]

Title	Other index base	Commodity code		Unadjusted index ¹					Unadjusted 1-month percent change ¹	Unadjusted 12-month percent change ¹
		Group code	Item code	Mar. 2024	Apr. 2024 ^P	May 2024 ^P	June 2024 ^P	July 2024 ^P	June to July ^P	July 2023 to July 2024 ^P
Inputs to 336611, ship building and repairing, excluding capital investment, labor, and imports.....	02/14	IP	336611	146.523	146.708	146.910	147.531	147.521	0.0	2.0
Inputs to 336611, goods.....	02/14	IP	3366111	136.945	137.270	137.801	138.289	138.165	-0.1	1.5
Inputs to 336611, energy.....	02/14	IP	33661112	131.433	130.815	130.999	141.793	140.740	-0.7	1.5
Inputs to 336611, goods less foods and energy.....	02/14	IP	33661113	137.080	137.440	137.983	138.095	138.006	-0.1	1.5
Inputs to 336611, services.....	02/14	IP	3366112	162.254	162.169	161.743	162.607	162.813	0.1	2.9
Inputs to 336611, trade services ²	02/14	IP	33661121	181.804	178.557	176.851	175.006	175.665	0.4	-2.2
Inputs to 336611, transportation and warehousing services.....	02/14	IP	33661122	126.370	126.179	124.717	125.940	125.816	-0.1	0.1
Inputs to 336611, services less trade, transportation, and warehousing.....	02/14	IP	33661123	153.533	153.956	153.939	155.089	155.269	0.1	4.2
Services³										
Inputs to 484000, truck transportation, excluding capital investment, labor, and imports.....	03/14	IP	484000	138.193	139.043	131.093	130.327	134.381	3.1	4.9
Inputs to 484000, goods.....	03/14	IP	4840001	125.166	128.685	105.366	102.014	113.022	10.8	6.2
Inputs to 484000, energy.....	03/14	IP	48400012	120.872	124.466	100.588	97.147	108.405	11.6	6.5
Inputs to 484000, goods less foods and energy.....	03/14	IP	48400013	112.907	113.050	113.014	113.134	113.377	0.2	1.1
Inputs to 484000, services.....	03/14	IP	4840002	142.009	140.979	143.963	145.016	144.106	-0.6	4.3
Inputs to 484000, trade services ²	03/14	IP	48400021	181.854	171.820	185.096	192.516	185.046	-3.9	4.1
Inputs to 484000, transportation and warehousing services.....	03/14	IP	48400022	136.374	137.126	139.314	139.036	139.192	0.1	5.4
Inputs to 484000, services less trade, transportation, and warehousing.....	03/14	IP	48400023	128.625	128.436	128.335	128.897	128.989	0.1	2.5
Inputs to 621A00, offices of health practitioners, excluding capital investment, labor, and imports.....	03/13	IP	621A00	135.508	135.771	135.730	136.358	136.410	0.0	2.0
Inputs to 621A00, goods.....	03/13	IP	621A001	142.936	143.387	143.398	144.131	144.112	0.0	1.2
Inputs to 621A00, energy.....	03/13	IP	621A0012	138.857	137.751	137.788	149.977	148.987	-0.7	3.0
Inputs to 621A00, goods less foods and energy.....	03/13	IP	621A0013	143.778	144.349	144.358	144.231	144.285	0.0	1.1
Inputs to 621A00, services.....	03/13	IP	621A002	132.973	133.162	133.100	133.688	133.768	0.1	2.3
Inputs to 621A00, trade services ²	03/13	IP	621A0021	150.930	150.826	152.169	151.522	153.355	1.2	1.4
Inputs to 621A00, transportation and warehousing services.....	03/13	IP	621A0022	122.485	120.178	114.932	119.759	117.501	-1.9	-3.4
Inputs to 621A00, services less trade, transportation and warehousing.....	03/13	IP	621A0023	128.066	128.367	128.307	128.891	128.836	0.0	2.6
Inputs to 813000, membership associations and organizations, excluding capital investment, labor, and imports.....	05/14	IP	813000	168.208	169.623	168.489	169.548	171.037	0.9	5.8
Inputs to 813000, goods.....	05/14	IP	8130001	143.239	145.849	139.048	138.597	142.550	2.9	1.0
Inputs to 813000, energy.....	05/14	IP	81300012	146.772	150.827	140.312	139.591	145.492	4.2	0.4
Inputs to 813000, goods less foods and energy.....	05/14	IP	81300013	139.031	139.034	138.937	138.969	139.444	0.3	2.0
Inputs to 813000, services.....	05/14	IP	8130002	169.454	170.647	170.226	171.477	172.658	0.7	6.4
Inputs to 813000, trade services ²	05/14	IP	81300021	143.596	140.686	141.755	143.083	141.347	-1.2	-0.2
Inputs to 813000, transportation and warehousing services.....	05/14	IP	81300022	140.886	140.879	141.041	140.803	140.991	0.1	4.2
Inputs to 813000, services less trade, transportation, and warehousing.....	05/14	IP	81300023	171.201	172.524	172.046	173.394	174.676	0.7	6.6
Inputs to 813000, maintenance and repair construction.....	05/14	IP	8130003	136.906	140.903	140.905	141.053	141.141	0.1	4.3

¹ All indexes are subject to revision for 4 months after their originally scheduled publication to incorporate late reports and corrections by survey respondents.

² Trade indexes measure changes in margins received by wholesalers and retailers.

³ PPI data for these Net Inputs to Industry Indexes are organized by Bureau of Economic Analysis (BEA) Industry code. The set of products included in an industry input index and the weights for each commodity included in the index are derived from the BEA's Input-Output Accounts Use of Commodities by Industry table in conjunction with U.S. Census Bureau revenue data. For more information, visit <https://www.bls.gov/ppi/notices/2015/updated-inputs-to-industry-producer-price-indexes.htm> online.

p Preliminary

Technical Note

Brief Explanation of Producer Price Indexes

The Producer Price Index (PPI) of the Bureau of Labor Statistics (BLS) is a family of indexes that measures the average change over time in prices received (price changes) by producers for domestically produced goods, services, and construction. PPIs measure price change from the perspective of the seller. This contrasts with other measures, such as the Consumer Price Index (CPI). CPIs measure price change from the purchaser's perspective.

More than 10,000 PPIs for individual products and groups of products are released each month. PPIs are available for the products of virtually every industry in the mining and manufacturing sectors. Over time, new PPIs have been introduced for products of industries in the services and construction sectors of the U.S. economy. As of January 2023, the PPI covered 69 percent of services as measured by 2017 Census revenue, and 17 percent of construction.

More than 64,000 price quotations per month are organized into three sets of PPIs: (1) Final demand-Intermediate demand (FD-ID) indexes, (2) commodity indexes, and (3) indexes for the net output of industries and their products. The FD-ID structure organizes products by class of buyer and degree of fabrication as well as by stage of production. The commodity structure organizes products by similarity of end use or product type. The entire output of various industries is sampled to derive price indexes for the net output of industries and their products.

Final Demand–Intermediate Demand Indexes

The PPI FD-ID structure measures price change for goods, services, and construction sold to final demand and to intermediate demand. The FD-ID system replaced the PPI stage-of-processing (SOP) system as PPI's primary aggregation model with the release of data for January 2014. The FD-ID model expands coverage beyond that of the SOP system through the addition of services, construction, exports, and government purchases.

Compared with finished goods under the SOP system, the PPI for final demand goods includes nearly a 50 percent expansion of coverage. This increase can be traced to the addition of government purchases and exports. For overall final demand, expansion to include final demand services represents an even larger increase in coverage. In December 2022, final demand goods were about 30.7 percent of overall final demand, final demand services were roughly 66.6 percent, and final demand construction was about 2.7 percent of final demand. Within intermediate demand, coverage of services for intermediate demand resulted in about a 45 percent increase in coverage of the intermediate demand portion of the economy.

FD-ID indexes are constructed from commodity-based producer output price indexes. Commodities are allocated to aggregate indexes primarily based on the type of buyer. The main source of data used to determine the type of buyer is the "Use of commodities by industries, before redefinition," table

from the Benchmark Input-Output Accounts of the U.S. In many cases, the same commodity is purchased by different types of buyers. As a result, commodities are often included in several FD-ID indexes. For example, regular gasoline is purchased for personal consumption, export, government use, and business use. The PPI program publishes only one commodity index for regular gasoline (wpu057104), reflecting sales to all types of buyers, and this index is used in all aggregations regardless of whether the gasoline is sold for personal consumption, as an export, to government, or to businesses. Proportions based on BEA "Use of Commodities" data are used to allocate the correct portion of the total weight of gasoline to each use category. In cases when buyer type is an important price determining characteristic, indexes are created based on specific buyer type. For example, within the PPI category for loan services, separate indexes for consumer loans and business loans were constructed. For more information relating to the FD-ID structure, see "A new, experimental system of indexes from the PPI program" in the February 2011 *Monthly Labor Review*.

Final Demand: The final demand portion of the FD-ID structure measures price change for commodities sold for personal consumption, capital investment, government, and export. The system is composed of six main price indexes: final demand goods; final demand trade services; final demand transportation and warehousing services; final demand services less trade, transportation, and warehousing; final demand construction; and overall final demand.

The final demand goods index measures price change for both unprocessed and processed goods sold to final demand. Fresh fruits sold to consumers and computers sold for capital investment are examples of transactions included in the final demand goods price index. The final demand trade services index measures price change for the retailing and wholesaling of merchandise sold to final demand, generally without transformation. (Trade indexes measure changes in margins received by wholesalers and retailers.) The final demand transportation and warehousing services index tracks price change for transportation of passengers, as well as, transportation of cargo sold to final demand, and also includes prices for warehousing and storage of goods sold to final demand. The final demand services less trade, transportation, and warehousing index measures price change for all services other than trade and transportation sold to final demand. Publishing, banking, lodging, and health care are examples of these services. The final demand construction index tracks price change for new construction, as well as maintenance and repair construction sold to final demand. Construction of office buildings is an example of a commodity that would be included in the final demand construction index. Lastly, the overall final demand index tracks price change for all types of commodities sold to final demand by combining the five final demand component indexes described above.

Intermediate Demand: The intermediate demand portion of the FD-ID system tracks price change for goods, services, and construction products sold to businesses as inputs to

production, excluding capital investment. The system includes two parallel treatments of intermediate demand. The first treatment organizes intermediate demand commodities by type. The second organizes intermediate demand commodities into production stages, with the explicit goal of developing a forward-flow model of production and price change.

The intermediate demand by commodity type portion of the system organizes commodities by similarity of product. The system is composed of six main price indexes: unprocessed goods for intermediate demand; processed goods for intermediate demand; intermediate demand trade services; intermediate demand transportation and warehousing services; intermediate demand services less trade, transportation, and warehousing; and intermediate demand construction.

The unprocessed goods for intermediate demand price index measures price change for goods sold to businesses as inputs to production that have undergone no fabrication. Crude petroleum sold to refineries is an example of an unprocessed good sold to intermediate demand. The processed goods for intermediate demand index tracks price change for fabricated goods sold as business inputs. Examples include car parts sold to car manufacturers and gasoline sold to trucking companies. The index for trade services for intermediate demand measures price change for the services of retailing and wholesaling goods purchased by businesses as inputs to production. The intermediate demand transportation and warehousing services index measures price change for business travel, as well as, transportation and warehousing of cargo sold to intermediate demand. The intermediate demand services less trade, transportation, and warehousing index measures price change for services other than trade, transportation, and warehousing sold as inputs to production. Legal and accounting services purchased by businesses are examples of intermediate demand services excluding trade, transportation, and warehousing. Finally, the construction for intermediate demand index measures price change for construction purchased by firms as inputs to production. The index for construction for intermediate demand tracks price change for maintenance and repair construction purchased by firms.

The production flow treatment of intermediate demand is a stage-based system of price indexes. These indexes can be used to study price transmission across stages of production and final demand. This system is constructed in a manner that maximizes forward flow of production between stages, while minimizing back-flow of production. The production flow treatment contains four main indexes: intermediate demand stage 1, intermediate demand stage 2, intermediate demand stage 3, and intermediate demand stage 4.

Indexes for the four stages were developed by first assigning each industry in the economy to one of four stages of production, where industries assigned to the fourth stage primarily produce output consumed as final demand, industries in the third stage primarily produce output consumed by stage 4 industries, industries assigned to the second stage primarily produce output consumed by stage 3 industries, and industries assigned to the first stage produce output primarily consumed by stage 2 industries. The four indexes then track prices for the net inputs consumed by industries in each of the four stages of production. The stage 4

intermediate demand index, for example, tracks price change for inputs consumed, but not produced, by industries included in the fourth stage of production. Hence, the index tracks price change in inputs to industries that primarily produce final demand commodities (stage 4 producers primarily produce commodities sold to final demand).

Examples of heavily weighted goods-producing industries in stage 4 include the manufacture of light trucks and utility vehicles, automobiles, and pharmaceuticals. Retail trade, food service and drinking places, and hospitals are examples of heavily weighted service industries included in stage 4. Stage 4 also includes all new construction industries. Examples of goods consumed by stage 4 industries include motor vehicle parts, commercial electric power, plastic construction products, biological products, and beef and veal. Engineering services, machinery and equipment wholesaling, long distance motor carrying, and legal services constitute examples of services consumed by stage 4 industries.

Examples of highly weighted goods-producing industries included in stage 3 are motor vehicle parts manufacturing, animal (except poultry) slaughtering and processing, and semiconductor manufacturing. Services industries classified in stage 3 include wholesale trade; insurance carriers; architecture, engineering, and related services; and hotels and motels. Examples of goods consumed by stage 3 industries include slaughter steers and heifers, industrial electric power, and hot rolled steel bars, plates, and structural shapes. Services commonly consumed by stage 3 industries include commissions from sales of property and casualty insurance, business loans, temporary help services, and administrative and general management consulting services.

Petroleum refineries; electricity generation, transmission, and distribution; natural gas distribution; cattle ranching and farming; and plastic materials and resin manufacturing are among the goods-based industries assigned to stage 2. Services industries that are heavily weighted in stage 2 include management of companies and enterprises; non-depository credit intermediation; insurance agencies and brokerages; and services to buildings and dwellings. Goods commonly purchased by stage 2 industries include crude oil, natural gas, formula feeds, and primary basic organic chemicals. Services that are heavily weighted in the intermediate demand stage 2 index are legal services, business loans, and cellular phone and other wireless telecommunication.

Goods producing industries in stage 1 include oil and gas extraction, paper mills, and grain farming. Real estate, legal services, and advertising services are examples of highly weighted services industries included in stage 1. Examples of goods consumed by stage 1 industries are commercial and industrial electric power and gasoline. Services commonly consumed by stage 1 industries include solid waste collection, chemicals and allied products wholesaling, and guestroom or unit rental. It should be noted that all inputs purchased by stage 1 industries are by definition produced either within stage 1 or by latter stages of processing, leaving stage 1 less useful for price transmission analysis. For additional information on industry stage assignments, see www.bls.gov/ppi/fd-id/ppi-intermediate-demand-by-production-flow-industry-stage-assignments.htm.

Comparing the PPI with CPI

Although some data users utilize the PPI as a potential indicator of the Consumer Price Index (CPI), there are many reasons why the PPI and the CPI may diverge. The scope of the personal consumption portion of the PPI includes all marketable output sold by domestic producers for households. The scope of the CPI includes goods and services provided by business or government, where explicit user charges are paid by consumers. For example, the most heavily weighted item in the CPI, owners' equivalent rent, is excluded from the PPI. The scope of the CPI includes imports. The PPI excludes imports. The CPI only includes components of personal consumption directly paid for by the consumers, while the PPI includes components of personal consumption that may not be paid for by consumers. For example, the PPI includes medical services paid for by third parties. In contrast to CPI, PPI does not completely cover services. PPIs exclude taxes, since they do not represent producer revenue. Conversely, sales and other taxes paid by consumers are part of household expenditure and are included in the CPI. Additional technical differences between PPI and CPI also exist. For more information see "Comparing new final demand producer price indexes with other Government price indexes," *Monthly Labor Review*, January 2014, at www.bls.gov/opub/mlr/.

Commodity Indexes

The commodity classification of the PPI organizes goods, services, and construction by similarity of product or end use, disregarding industry of origin. With the release of data for July 2009, PPI expanded its commodity structure to include indexes for services and construction products. Prior to this date, the PPI commodity structure only included products from goods producing sectors. Table 9 of the *PPI Detailed Report* includes data for commodity indexes, organized in a hierarchal structure, including major groupings, subgroups, product classes, sub-product classes, and individual items.

Industry Net-Output Price Indexes

PPIs for the net output of industries and their products are grouped according to the North American Industry Classification System (NAICS). Prior to the release of January 2004, industry-based PPIs were published according to the Standard Industrial Classification (SIC) system. Industry price indexes are compatible with other economic time series organized by industry, such as data on employment, wages, and productivity. Table 11 of the *PPI Detailed Report* includes data for NAICS industries and industry groups (3-, 4-, 5-, and 6-digit codes), Census product classes (7- and 8-digit codes), products (9-digit codes), more detailed sub-products (11-digit codes), and, for some industries, indexes for other sources of revenue.

Indexes may represent one of three kinds of product categories. Every industry has primary product indexes that show changes in prices received by establishments classified in the industry for products made primarily, but not necessarily exclusively, by that industry. The industry classification of an establishment is determined by which products make up a plurality of its total shipment value. In

addition, most industries have secondary product indexes that show changes in prices received by establishments for products chiefly made in some other industry. Some industries have miscellaneous receipts indexes that track price changes for other sources of revenue received by establishments within the industry that are not derived from sales of their products; for example, resales of purchased materials, or revenues from parking lots owned by a manufacturing plant.

Data Collection

PPIs are constructed using selling prices reported by establishments of all sizes, selected by probability sampling, with the probability of selection proportionate to size. Individual items and transaction terms also are chosen by probability proportionate to size. BLS strongly encourages cooperating companies to supply actual transaction prices at the time of shipment to minimize the use of list prices. Prices submitted by survey respondents are effective on the Tuesday of the week containing the 13th day of the month. The survey is conducted online via the BLS Internet Data Collection Facility (IDCF). Data provided by survey respondents are supplemented with data from other sources for some areas.

Price data are provided by survey respondents on a voluntary and confidential basis; only sworn BLS employees are allowed access to individual company price reports. BLS publishes price indexes, not actual prices. All PPIs are subject to monthly revisions up to 4 months after original publication to reflect the availability of late reports and corrections by respondents.

BLS periodically updates the PPI sample of survey respondents to better reflect current conditions when the structure, membership, technology, or product mix of an industry shifts significantly and to spread reporting burden among smaller firms. Information on these resampling efforts are noted in the *PPI News Release* and *PPI Detailed Report* in the months they occur.

As part of an ongoing effort to expand coverage to sectors of the economy other than mining and manufacturing, an increasing number of service and construction sector industries have been introduced into the PPI. The following list of industries introduced since the mid-1990s includes the month and year in which an article describing the industry's content appeared in the *PPI Detailed Report*.

Service and construction sector industries introduced into the Producer Price Index, by SIC or NAICS code at their date of introduction and the *PPI Detailed Report* issue that announces their introduction

Title	Code	<i>PPI Detailed Report</i> Issue
	SIC	
Wireless telecommunications	4812	July 1999
Telephone communications, except radio telephone	4813	July 1995
Television broadcasting	4833	July 2002
Grocery stores	5411	July 2000
Meat and fish (seafood) markets	5421	July 2000
Fruit and vegetable markets	5431	July 2000
Candy, nut, and confectionery stores ...	5441	July 2000

Title	Code	PPI Detailed Report Issue
SIC		
Retail bakeries	5461	July 2000
Miscellaneous food stores	5499	July 2000
New car dealers	5511	July 2000
Gasoline service stations	5541	January 2002
Boat dealers	5551	January 2002
Recreational vehicle dealers	5561	January 2002
Miscellaneous retail	59	January 2001
Security brokers, dealers, and investment bankers	6211	January 2001
Investment advice	6282	January 2003
Life insurance carriers	6311	January 1999
Property and casualty insurance	6331	July 1998
Insurance agencies and brokerages ...	6412	January 2003
Operators and lessors of nonresidential buildings	6512	January 1996
Real estate agents and managers	6531	January 1996
Prepackaged software	7372	January 1998
Data processing services	7374	January 2002
Home health care services	8082	January 1997
Legal services	8111	January 1997
Engineering design, analysis, and consulting services	8711	January 1997
Architectural design, analysis, and consulting services	8712	January 1997
Premiums for property and casualty insurance	9331	July 1998
NAICS		
New Industrial building construction	236211	January 2008
New warehouse building construction ..	236221	July 2005
New school construction	236222	July 2006
New office construction	236223	January 2007
New health care building construction..	236224	January 2013
Concrete contractors, nonresidential building work	23811X	July 2008
Roofing contractors, nonresidential building work	23816X	July 2008
Electrical contractors, nonresidential building work	23821X	July 2008
Plumbing / HVAC contractors, nonresidential building work	23822X	July 2008
Merchant wholesalers, durable goods..	423	July 2005
Merchant wholesalers, nondurable goods	424	July 2005
Electronics and appliance stores	443	January 2004
Building material and garden equipment and supplies dealers.....	444	January 2004
Sporting goods, hobby, book, and music stores	451	January 2004
General merchandise stores	452	January 2004
Miscellaneous store retailers	453	January 2004
Pipeline transportation of natural gas....	486210	June 2022
Internet service providers	518111	July 2005
Internet publishing and web search portals	519130	January 2010
Commercial banking	522110	January 2005
Savings institutions	522120	January 2005
Direct health and medical insurance carriers	524114	July 2004

Title	Code	PPI Detailed Report Issue
NAICS		
Construction, mining, and forestry machinery and equipment rental and leasing	532412	January 2005
Management consulting services	541610	January 2007
Security guards and patrol services	561612	July 2005
Offices of dentists	621210	January 2011
Blood and organ banks	621991	January 2007
Amusement and theme parks	713110	July 2006
Golf courses and country clubs	713910	July 2006
Fitness and recreational sports centers.	713940	July 2005
Commercial machinery repair and maintenance.....	811310	July 2007

Weights

Weights for most commodity groupings of the PPI, as well as, weights for commodity-based aggregate indexes calculated from commodity groupings, such as FD-ID indexes, currently reflect 2017 values of shipments as reported in the *Census of Manufactures* and other sources. From January 2018 to December 2022, PPI weights were derived from 2012 shipment values. Industry indexes now are calculated under the 2022 NAICS structure utilizing 2017 value of shipment weights and 2012 net output ratios. The periodic update of the value weights used to calculate the PPI is done to more accurately reflect changes in production and marketing patterns in the economy.

Net output values of shipments are used as weights for industry indexes. Net output values refer to the value of shipments from establishments within the industry to buyers outside the industry. However, weights for commodity indexes are based on gross shipment values, including values of shipments between establishments within the same industry. As a result, broad commodity grouping indexes, such as the PPI for All Commodities (which is composed of major commodity groupings 01 through 15), are affected by the multiple counting of price change at successive stages of processing, which can lead to exaggerated or misleading signals about inflation. The intermediate demand by commodity type FD-ID indexes partially correct for this defect, but industry indexes, final demand FD-ID indexes, and intermediate demand by production flow FD-ID indexes consistently correct for this at all levels of aggregation. Therefore, industry and FD-ID indexes are more appropriate than broad commodity groupings for analysis of general price trends.

Price Index Reference Base

Effective with publication of January 1988 data, many important PPI series (including most commodity groups and individual items) were placed on a new reference base, 1982 = 100. From 1971 through 1987, the standard reference base for most PPI series was 1967 = 100. Except for rounding differences, the shift to the new reference base did not alter any previously published percent changes for affected PPI series. (See "Calculating Index Changes," below.) The 1982

reference base is not used for commodity indexes with a base later than December 1981 or for industry net output indexes and their products. The FD-ID indexes typically have a reference base of November 2009 = 100.

For further information on the underlying concepts and methodology of the Producer Price Index, see chapter 14, “Producer Prices,” in the *BLS Handbook of Methods*. This chapter can be downloaded from the BLS Web site at www.bls.gov/opub/hom/homch14.htm.

Calculating Index Changes

Each PPI measures price changes from a reference period that equals 100.0. An increase of 5.5 percent from the reference period in the Final Demand Goods Price Index, for example, is shown as 105.5. This change also can be expressed in dollars, as follows: prices received by domestic producers of a sample of final demand goods have risen from \$100 in November 2009 to \$105.50. Likewise, a current index of 90.0 would indicate that prices received by producers of final demand goods are 10 percent lower than they were in November 2009.

Movements of price indexes from one month to another are usually expressed as percent changes, rather than as changes in index points. Index point changes are affected by the level of the index in relation to its base period, whereas percent changes are not. The following example shows the computation of index point and percent changes.

Index point change

Final Demand Goods Price Index	107.5
Less previous index	104.0
Equals index point change	3.5

Index percent change

Index point change	3.5
Divided by the previous index	104.0
Equals	0.034
Result multiplied by 100	0.034 x 100
Equals percent change	3.4

Seasonally Adjusted and Unadjusted Data

Because price data are used for different purposes by different groups, BLS publishes seasonally adjusted and unadjusted changes each month. Seasonally adjusted data are preferred for analyzing general price trends in the economy because these data eliminate the effect of changes that normally occur at about the same time, and in about the same magnitude, every year—such as price movements resulting from normal weather patterns, regular production and marketing cycles, model changeovers, seasonal discounts, and holidays. For these reasons, seasonally adjusted data more clearly reveal underlying trends. Unadjusted data are of primary interest to users who need information that can be related to actual dollar values of transactions. Individuals requiring this information include marketing specialists, purchasing agents, budget and cost analysts, contract specialists, and commodity traders. It is the unadjusted data

that are generally cited when escalating long-term contracts such as purchasing agreements or real estate leases. For more information, see *Price Adjustment Guide for Contracting Parties*, on the Web at: www.bls.gov/ppi/publications/price-adjustment-guide-for-contracting-parties.htm.

Seasonal adjustment is accomplished using X-13 ARIMA, a software package published by the U.S. Census Bureau. Each year, the seasonal status of most commodity indexes is reevaluated to reflect more recent price behavior. Industry net output indexes are not seasonally adjusted. For time series that exhibit seasonal pricing patterns, new seasonal factors are estimated and applied to the unadjusted data from the prior 5 years. Updated seasonally adjusted indexes replace the most recent 5 years of seasonal data.

Seasonal factors may be applied to series using either a direct or an aggregative method. Generally, commodity indexes are seasonally adjusted using direct seasonal adjustment, which produces a more complete elimination of seasonal movements than does the aggregative method. However, the direct seasonal adjustment process may not yield figures that possess additive consistency. Thus, a seasonally adjusted index for a broad category that is directly adjusted may not be logically consistent with all seasonally adjusted indexes for its components. Seasonal movements for FD-ID indexes are derived indirectly through an aggregative method that combines movements of a wide variety of subproduct class (six-digit) series.

Seasonally adjusted indexes can become problematic when previously stable and predictable price patterns abruptly change. If the new pattern persists, the seasonal adjustment method will eventually reflect it; if the pattern keeps shifting, however, seasonally adjusted data will become chronically troublesome. This problem occurs relatively infrequently for farm and food-related products, but has more often affected manufactured products such as automobiles and steel.

Since January 1988, the PPI has used Intervention Analysis Seasonal Adjustment methods to enhance the calculation of seasonal factors. With this technique, outlier values that may distort the seasonal pattern are removed from the data prior to applying the standard seasonal factor estimation procedure. For example, a possible economic cause for large price movements for petroleum-based products might have been the COVID-19 pandemic. In this case, intervention techniques allowed for better estimates of seasonally adjusted data. On the whole, very few series have required intervention. Out of over 400 seasonally adjusted commodity series, 69 were subject to intervention in 2023.

For more information relating to seasonal adjustment methods, see “PPI and CPI Seasonal Adjustment: an Update” in the July 2010 *Monthly Labor Review*, and “PPI and CPI Seasonal Adjustment During the COVID-19 Pandemic” in the May 2022 *Monthly Labor Review*.

Producer Price Index Data on the Internet

In 1995, the BLS began posting PPI series, news releases, and technical information to the internet. There were more than 13 million instances of PPI data being downloaded from the BLS website during 2022.

Retrieving PPI data from the PPI Web site

PPI data can be obtained online (www.bls.gov/ppi). On this page, under the tab labeled “Featured PPI databases” links provide the following methods of data retrieval:

- **Top Picks** is a form-based application for both Industry Data and Commodity Data that allows the user to quickly obtain PPI time series data by selecting the high-level aggregate and other commonly requested time series, including the All Commodities Index and the FD-ID indexes (for example, Final Demand). Within each list, any one—or all—of the time series shown can be selected. A user can modify the date range and output options after executing the query, using the reformat button above the data output table.
- **One-Screen Data Search and Multi-Screen Data Search** are form-based query applications for both Industry Data and Commodity Data designed for users unfamiliar with the PPI coding structure. These applications guide a user through the PPI classification by listing index titles and do not require knowledge of commodity or industry codes. Data retrieved are based on a query formulated by selecting data characteristics from lists provided. Two options are available to create customized tables, depending on a user’s browser capability. The one-screen option is a JavaScript application that uses a single screen to guide a user through the available time series data. The second option is a multiple-screen, non-Java-based application. Both methods allow a user to browse the PPI coding structure and select multiple series. Users can modify the date range and output options after executing the query using the reformat button above the data output table.
- **Series Report** is a form-based application that allows users to input multiple, formatted PPI time series identifiers (commodity or industry codes) as inputs in extracting data according to a specified set of date ranges and output options. This application provides the most efficient path for users who are familiar with the format of PPI time series identifiers. There are five alphabetic prefixes used to create unique PPI time series identifiers: WP, WD, PC, PD, and ND. Each provides the user access to a different PPI database. Adding either a “u” (not seasonally adjusted) or an “s” (seasonally adjusted) to the end of these prefixes further specifies the type of data needed.

EXAMPLES

For commodity and FD-ID indexes, series identifiers combine a “wpu” prefix (not seasonally adjusted) or a “wps” prefix (seasonally adjusted) with a commodity code.

<u>Commodity code</u>	<u>Provides data for:</u>
wps141101	Passenger cars, seasonally adjusted
wpu141101	Passenger cars, not seasonally adjusted
wpufd4	Final demand, not seasonally adjusted
wpsid63	Services for intermediate demand, seasonally adjusted

For discontinued commodity indexes, series identifiers combine a “wdu” prefix (not seasonally adjusted) or a “wds” prefix (seasonally adjusted) with a commodity code.

<u>Commodity code</u>	<u>Provides data for:</u>
wds019	Other farm products, seasonally adjusted
wdu0635	Preparations, ethical (prescription), not seasonally adjusted
wdusi138011	Stainless steel mill products, not seasonally adjusted

Current price indexes grouped by industry according to NAICS have series identifiers that begin with the prefix “pcu.” After the prefix, there are 12 digits (the 6-digit industry code is listed twice) followed by up to 7 alphanumeric characters identifying product detail. Dashes are used as placeholders for higher-level industry group codes.

<u>Industry-product code, current NAICS series</u>	<u>Provides data for:</u>
pcu325---325---	Chemical manufacturing
pcu336110336110	Automobile and light duty motor vehicle manufacturing
pcu621111621111411	Offices of physicians, one- and two-physician practices and single-specialty group practices, general/family practice

Discontinued industry-product codes based on SIC combine a “pdu” prefix and “#” between the fourth and fifth characters of the product code. Series identifiers for the discontinued dataset use underscores as placeholders to complete a reference to an SIC industry group code of fewer than four digits. (All PPI industry-based indexes organized by SIC were discontinued with the introduction of NAICS in 2004.)

<u>Industry-product code, discontinued SIC series</u>	<u>Provides data for:</u>
pdu28_#	Chemicals and allied products
pdu331_#	Blast furnaces, steel works, and rolling and finishing mills
pdu3711#111	Passenger cars

Price indexes for discontinued series grouped by industry according to NAICS have identifiers that begin with the prefix “ndu”. After the prefix, there are 12 numeric digits (the 6-digit industry code is listed twice), and up to 7 additional alphanumeric characters that identify product detail. Dashes are used as placeholders for higher-level group codes.

*Industry-product code,
discontinued NAICS series*
ndu212231212231
ndu2122312122312
ndu212231212231214

Provides data for
Lead and zinc ore mining
Lead, zinc concentrates
Lead concentrates

- **Text Files** are best suited for users requiring access to either a large volume of time series data or other PPI-related documentation, such as seasonal factor tables and relative importance tables. The text files can be accessed at download.bls.gov/ or directly from links on the “PPI Databases” page or the PPI homepage. Data and documentation available for download include the following:

Industry Data	<u>Directory:</u> /pub/time.series/pc
Industry Data - Discontinued (NAICS basis)	/pub/time.series/nd
(SIC basis)	/pub/time.series/pd
Commodity Data (incl. FD-ID)	/pub/time.series/wp
Commodity Data – Discontinued	/pub/time.series/wd
Special requests	/pub/special.requests/ppi

Additional information

The PPI homepage (www.bls.gov/ppi) contains additional information regarding PPI data and methodology. The “PPI Publications” section of the homepage provides PPI news releases, both current and archived, as well as general PPI information. The “PPI Tables” section provides relative importance and seasonal factor tables. The remaining sections offer special notices and publications pertaining to PPI methodology and applications.

For questions or comments regarding PPI data classification, methodology, or data availability on the Internet, call or e-mail the Section of Index Analysis and Public Information at (202) 691-7705 or ppi-info@bls.gov. If you are deaf, hard of hearing, or have a speech disability, please dial 7-1-1 to access telecommunications relay services.