

PPI Detailed Report

Data for May 2024



U.S. Department of Labor

U.S. Bureau of Labor Statistics

A composite image with a yellow-green tint. The background shows a large industrial machine, possibly a welding or grinding station, with bright sparks flying out. In the foreground, a man and a woman are sitting at a desk, looking at a laptop and some papers. The overall scene suggests a connection between industry and data analysis.

**Mining • Manufacturing • Services
Agriculture • Utilities • Construction**

PPI Detailed Report

Data for May 2024

Editors

Joseph Kowal
Gabriel Vera
Timothy Schermerhorn
Nachelle Jackson

Vol. 28, No. 5

Contents

	<i>Page</i>
Producer Price Indexes, May 2024	1
PPI Industry Net Output Ratios to be Updated with 2017 Input-Output Data	6
Charts	
Final demand	7
Processed goods for intermediate demand	8
Unprocessed goods for intermediate demand	9
Services for intermediate demand	10
Tables	
Producer Price Indexes	
1. Final demand – intermediate demand weights and percent changes, seasonally adjusted	11
2. Selected commodity groupings percent changes by final demand – intermediate demand category	17
3. Final demand – intermediate demand indexes, seasonally adjusted	27
4. Final demand – intermediate demand weights and percent changes, not seasonally adjusted	33
5. Final demand – intermediate demand indexes, not seasonally adjusted	39
6. Selected commodity and service groupings percent changes, not seasonally adjusted	45
7. Commodity and service groupings and individual items, percent changes, not seasonally adjusted	47
8. Commodity and service groupings and individual items, indexes and percent changes, seasonally adjusted	106
9. Commodity and service groupings and individual items indexes, not seasonally adjusted	130
10. Net output of selected industries and industry groups, indexes and percent changes.....	186
11. Net output of selected industries and their products indexes	188
12. Net output of selected industries and their products, percent changes	257
13. Special commodity groupings	330
14. Net inputs to industries, excluding capital investment, labor, and imports	332
Technical note	337

Producer Price Index Release Dates

The following is the schedule of release dates for Producer Price Index data for 2024. News releases are issued at 8:30 a.m. eastern time on each release date.

Reference Month	Release Date
December 2023	Jan. 12, 2024
January 2024	Feb. 16, 2024
February 2024	Mar. 14, 2024
March 2024	Apr. 11, 2024
April 2024	May 14, 2024
May 2024	Jun. 13, 2024
June 2024	Jul. 12, 2024
July 2024	Aug. 13, 2024
August 2024	Sep. 12, 2024
September 2024	Oct. 11, 2024
October 2024	Nov. 14, 2024
November 2024	Dec. 12, 2024

Producer Price Indexes – May 2024

The Producer Price Index for final demand declined 0.2 percent in May, seasonally adjusted. Final demand prices increased 0.5 percent in April and edged down 0.1 percent in March. (See table A.) On an unadjusted basis, the index for final demand advanced 2.2 percent for the 12 months ended in May.

The May decrease in final demand prices can be attributed to a 0.8-percent decline in the index for final demand goods. Prices for final demand services were unchanged.

Prices for final demand less foods, energy, and trade services were unchanged in May following a 0.5-percent increase in April. For the 12 months ended in May, the index for final demand less foods, energy, and trade services rose 3.2 percent.

Final Demand

Final demand goods: Prices for final demand goods fell 0.8 percent in May, the largest decline since moving down 1.2 percent in October 2023. Leading the May decrease, the index for final demand energy dropped 4.8 percent. Prices for final demand foods edged down 0.1 percent. In contrast, the index for final demand goods less foods and energy advanced 0.3 percent.

Product detail: Nearly 60 percent of the May decrease in the index for final demand goods can be traced to a 7.1-percent decline in prices for gasoline. The indexes for diesel fuel, chicken eggs, electric power, jet fuel, and basic organic chemicals also fell. Conversely, prices for cigarettes rose 3.3 percent. The indexes for hay, hayseeds, and oilseeds and for residual fuels also moved higher. (See table 2.)

Final demand services: Prices for final demand services were unchanged in May after increasing 0.6 percent in April. In May, the indexes for final demand trade services and for final demand services less trade, transportation, and warehousing rose 0.2 percent and 0.1 percent, respectively. (Trade indexes measure changes in margins received by wholesalers and retailers.) In contrast, prices for final demand transportation and warehousing services fell 1.4 percent.

Product detail: Within the index for final demand services in May, margins for fuels and lubricants retailing jumped 12.2 percent. The indexes for food and alcohol retailing; outpatient care (partial); automobiles and automobile parts retailing; and apparel, footwear, and accessories retailing also advanced. Conversely, prices for airline passenger services fell 4.3

percent. The indexes for machinery and vehicle wholesaling, professional and commercial equipment wholesaling, portfolio management, and truck transportation of freight also declined.

Intermediate Demand by Commodity Type

Within intermediate demand in May, prices for processed goods fell 1.5 percent, the index for unprocessed goods decreased 1.8 percent, and prices for services edged up 0.1 percent. (See tables B and C.)

Processed goods for intermediate demand: The index for processed goods for intermediate demand moved down 1.5 percent in May, the largest decline since falling 2.3 percent in December 2022. The May decrease is attributable to prices for processed energy goods, which dropped 8.0 percent. In contrast, the index for processed materials less foods and energy advanced 0.1 percent, and prices for processed foods and feeds rose 0.3 percent. For the 12 months ended in May, the index for processed goods for intermediate demand moved down 0.7 percent.

Product detail: About 80 percent of the May decline in the index for processed goods for intermediate demand can be attributed to prices for diesel fuel, which dropped 24.5 percent. The indexes for gasoline, industrial electric power, commercial electric power, basic organic chemicals, and jet fuel also decreased. Conversely, prices for nonferrous mill shapes increased 3.8 percent. The indexes for natural cheese (except cottage cheese) and for residual fuels also rose.

Unprocessed goods for intermediate demand: The index for unprocessed goods for intermediate demand moved down 1.8 percent in May, the largest decline since falling 4.1 percent in December 2023. The May decrease can be traced to prices for unprocessed energy materials, which dropped 6.6 percent. In contrast, the indexes for unprocessed nonfood materials less energy and for unprocessed foodstuffs and feedstuffs advanced 1.8 percent and 1.0 percent, respectively. For the 12 months ended in May, prices for unprocessed goods for intermediate demand declined 1.6 percent.

Product detail: Leading the May decrease in prices for unprocessed goods for intermediate demand, the index for crude petroleum fell 8.7 percent. Prices for slaughter hogs, ungraded chicken eggs, slaughter chickens, raw cotton, and raw milk also moved lower. Conversely, the index for aluminum base scrap jumped 18.0 percent. Prices for hay, hayseeds, and oilseeds and for natural gas also increased.

Chart 1. One-month percent changes in selected PPI final demand price indexes, seasonally adjusted

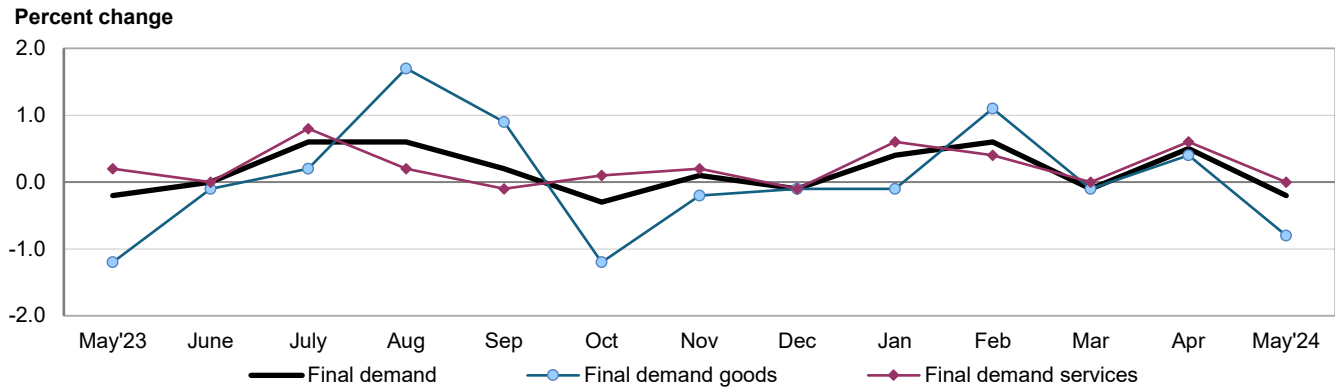


Chart 2. Twelve-month percent changes in selected PPI final demand price indexes, not seasonally adjusted

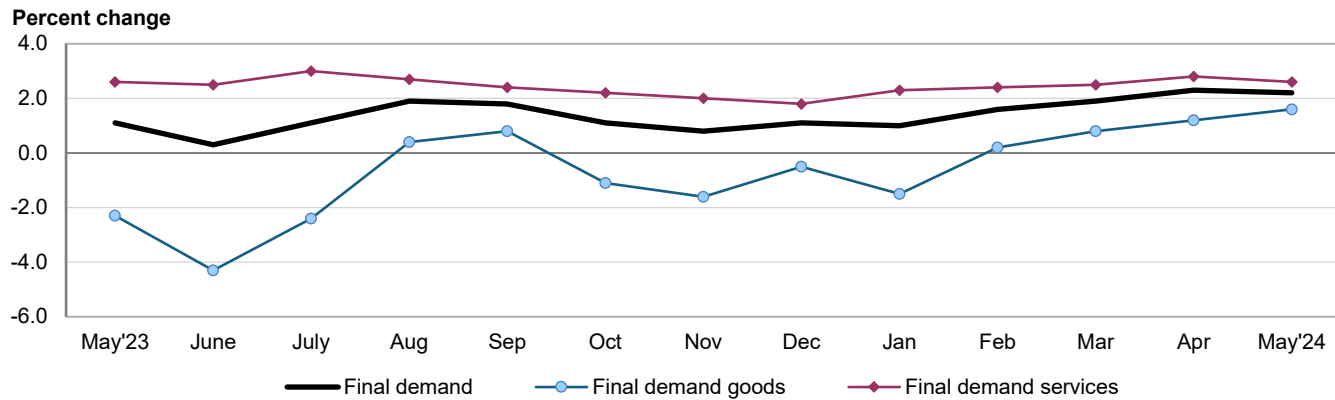


Table A. Monthly and 12-month percent changes in selected final demand price indexes, seasonally adjusted

Month	Total final demand	Final demand less foods, energy, and trade	Final demand goods				Final demand services				Change in final demand from 12 months ago (unadj.)	Change in final demand less foods, energy, and trade from 12 mo. ago (unadj.)
			Total	Foods	Energy	Less foods and energy	Total	Trade	Transportation and warehousing	Other		
2023												
May...	-0.2	0.0	-1.2	-0.8	-5.4	0.1	0.2	0.7	-0.7	0.1	1.1	2.9
June...	0.0	0.2	-0.1	-0.4	0.4	-0.1	0.0	-0.8	-0.3	0.5	0.3	2.9
July...	0.6	0.2	0.2	0.3	0.8	0.0	0.8	1.7	0.2	0.4	1.1	2.9
Aug...	0.6	0.2	1.7	-0.4	8.9	0.1	0.2	-0.1	0.0	0.3	1.9	2.9
Sept...	0.2	0.3	0.9	0.4	3.2	0.3	-0.1	-1.1	0.4	0.3	1.8	2.9
Oct....	-0.3	0.1	-1.2	0.2	-6.4	0.1	0.1	0.0	0.5	0.1	1.1	2.8
Nov...	0.1	0.1	-0.2	0.7	-2.0	0.1	0.2	0.4	-0.2	0.1	0.8	2.5
Dec...	-0.1	0.3	-0.1	0.0	-0.8	0.1	-0.1	-1.2	-0.2	0.5	1.1	2.7
2024												
Jan. ¹ ..	0.4	0.6	-0.1	-0.3	-1.1	0.3	0.6	0.1	-0.2	0.9	1.0	2.7
Feb. ¹ ..	0.6	0.4	1.1	1.0	3.9	0.3	0.4	0.3	1.2	0.3	1.6	2.8
Mar. ¹ ..	-0.1	0.2	-0.1	0.4	-1.3	0.0	0.0	-0.8	0.2	0.3	1.9	2.9
Apr. ¹ ..	0.5	0.5	0.4	-0.6	2.0	0.2	0.6	0.6	-0.5	0.7	2.3	3.2
May...	-0.2	0.0	-0.8	-0.1	-4.8	0.3	0.0	0.2	-1.4	0.1	2.2	3.2

¹ Some of the figures shown above and elsewhere in this release may differ from those previously reported because data for January 2024 through April 2024 have been revised to reflect the availability of late reports and corrections by respondents.

Table B. Monthly and 12-month percent changes in selected intermediate demand price indexes for goods by commodity type, seasonally adjusted

Month	Processed goods for intermediate demand					Unprocessed goods for intermediate demand				
	Total	Foods and feeds	Energy goods	Less foods and energy	Total, change from 12 months ago (unadj.)	Total	Food-stuffs and feed-stuffs	Energy materials	Nonfood materials less energy	Total, change from 12 months ago (unadj.)
2023										
May.....	-1.4	-1.3	-5.9	-0.1	-7.2	-4.9	-4.1	-8.0	-1.7	-28.2
June.....	-0.5	-1.3	-0.6	-0.4	-9.4	-1.2	0.3	-2.8	-1.4	-32.1
July.....	-0.3	1.0	-0.2	-0.5	-7.6	2.5	-0.8	10.1	-2.9	-24.1
Aug.....	2.0	0.6	11.2	-0.2	-4.4	2.1	-0.1	6.0	-0.2	-26.2
Sept.....	0.5	0.7	2.1	0.0	-3.7	2.9	1.2	6.8	-0.4	-21.5
Oct.....	-1.0	-0.2	-4.3	-0.1	-4.6	-1.6	-2.1	-2.1	0.0	-14.8
Nov.....	-0.7	-0.5	-2.6	-0.3	-4.6	-2.1	-0.4	-5.3	0.7	-14.0
Dec.....	-0.4	0.1	-2.9	0.2	-2.8	-4.1	-3.3	-7.6	0.3	-18.7
2024										
Jan. ¹	-0.1	-1.7	-1.0	0.3	-3.7	1.6	-1.5	6.4	-1.3	-13.5
Feb. ¹	1.4	0.3	5.5	0.5	-2.0	-0.3	1.6	-1.1	-1.7	-9.3
Mar. ¹	-0.5	0.2	-1.4	-0.3	-1.7	-1.5	1.6	-5.4	0.2	-6.3
Apr. ¹	0.5	-0.2	1.9	0.3	-0.6	2.5	-0.6	6.9	0.6	-4.7
May.....	-1.5	0.3	-8.0	0.1	-0.7	-1.8	1.0	-6.6	1.8	-1.6

¹ Some of the figures shown above and elsewhere in this release may differ from those previously reported because data for January 2024 through April 2024 have been revised to reflect the availability of late reports and corrections by respondents.

Services for intermediate demand: Prices for services for intermediate demand edged up 0.1 percent in May, the third consecutive advance. Leading the May increase, the index for trade services for intermediate demand rose 0.7 percent. Prices for transportation and warehousing services for intermediate demand moved up 0.3 percent. The index for services less trade, transportation, and warehousing for intermediate demand was unchanged. For the 12 months ended in May, prices for services for intermediate demand rose 3.4 percent.

Product detail: A major factor in the May increase in prices for services for intermediate demand was the index for machinery and equipment parts and supplies wholesaling, which advanced 1.6 percent. The indexes for arrangement of freight and cargo transportation, fuels and lubricants retailing, commercial and industrial machinery maintenance and repair, and investment banking also moved higher. In contrast, prices for airline passenger services declined 4.3 percent. The indexes for permanent placement services; portfolio management; and metals, minerals, and ores wholesaling also decreased.

Table C. Monthly and 12-month percent changes in selected intermediate demand price indexes for services by commodity type, seasonally adjusted

Month	Services for intermediate demand				Total, change from 12 months ago (unadj.)
	Total	Trade	Transportation and warehousing	Other	
2023					
May.....	0.1	-0.3	-0.4	0.4	3.9
June.....	0.0	-0.9	-0.2	0.3	4.4
July.....	0.7	2.1	0.9	0.2	4.7
Aug.....	-0.1	-0.6	-0.7	0.1	4.2
Sept.....	0.3	-0.4	0.8	0.4	4.0
Oct.....	0.0	1.5	0.4	-0.5	3.5
Nov.....	0.5	1.5	-0.2	0.4	3.2
Dec.....	0.5	-0.3	1.0	0.6	3.7
2024					
Jan. ¹	0.9	1.1	-0.1	1.0	3.6
Feb. ¹	0.0	-1.6	1.0	0.2	3.2
Mar. ¹	0.2	0.1	0.0	0.3	3.7
Apr. ¹	0.3	-0.2	0.6	0.4	3.4
May.....	0.1	0.7	0.3	0.0	3.4

¹ Some of the figures shown above and elsewhere in this release may differ from those previously reported because data for January 2024 through April 2024 have been revised to reflect the availability of late reports and corrections by respondents.

Intermediate Demand by Production Flow

Stage 4 intermediate demand: The index for stage 4 intermediate demand moved down 0.2 percent in May, the first decline since a 0.3-percent decrease in October 2023. In May, prices for total goods inputs to stage 4 intermediate demand fell 0.4 percent, while the index for total services inputs was unchanged. (See table D.) Decreasing prices for diesel fuel, gasoline, portfolio management, industrial electric power, commercial electric power, and airline passenger services outweighed advances in the indexes for machinery and equipment parts and supplies wholesaling, corn, and aluminum mill shapes. For the 12 months ended in May, prices for stage 4 intermediate demand rose 2.3 percent.

Stage 3 intermediate demand: The index for stage 3 intermediate demand fell 0.7 percent in May, the largest decrease since moving down 1.2 percent in May 2023. In May 2024, prices for total goods inputs to stage 3 intermediate demand dropped 1.8 percent. Conversely, the index for total services inputs rose 0.3 percent. Lower prices for diesel fuel, slaughter hogs, ungraded chicken eggs, jet fuel, gasoline, and permanent placement services outweighed advances in the indexes for arrangement of freight and cargo transportation, slaughter steers and heifers, and corn. For the 12 months ended in May, prices for stage 3 intermediate demand moved up 0.6 percent, the first increase since rising 2.4 percent for the 12 months ended February 2023.

Stage 2 intermediate demand: The index for stage 2 intermediate demand moved down 0.8 percent in May following a 1.4-percent increase in April. In May, prices for total goods inputs to stage 2 intermediate demand dropped 2.4 percent. In contrast, the index for total services inputs rose 0.3 percent. Declining prices for crude petroleum, basic organic chemicals, loan services (partial), diesel fuel, permanent placement services, and airline passenger services outweighed advances in the indexes for arrangement of freight and cargo transportation, fuels and lubricants retailing, and oilseeds. For the 12 months ended in May, prices for stage 2 intermediate demand moved up 1.3 percent, the largest increase since rising 5.5 percent for the 12 months ended January 2023.

Stage 1 intermediate demand: The index for stage 1 intermediate demand fell 0.8 percent in May, the largest decrease since declining 0.8 percent in May 2023. In May 2024, prices for total goods inputs to stage 1 intermediate demand dropped 1.6 percent, while the index for total services inputs was unchanged. Declining prices for diesel fuel, airline passenger services, gasoline, basic organic chemicals, industrial electric power, and natural gas to electric utilities outweighed advances in the indexes for corn, aluminum base scrap, and fuels and lubricants retailing. For the 12 months ended in May, prices for stage 1 intermediate demand moved up 0.7 percent.

Table D. Monthly percent changes in selected intermediate demand price indexes by production flow, seasonally adjusted

Month	Stage 4 intermediate demand			Stage 3 intermediate demand			Stage 2 intermediate demand			Stage 1 intermediate demand		
	Total	Goods inputs	Ser-vices inputs	Total	Goods inputs	Ser-vices inputs	Total	Goods inputs	Ser-vices inputs	Total	Goods inputs	Ser-vices inputs
2023												
May.....	-0.1	-0.5	0.2	-1.2	-2.6	-0.1	-1.4	-4.0	0.5	-0.8	-1.5	-0.2
June.....	0.0	-0.1	0.0	-0.3	-0.4	-0.2	-1.0	-2.0	-0.2	-0.3	-0.6	0.1
July.....	0.4	-0.1	0.8	-0.3	-1.3	0.6	1.9	3.9	0.6	0.1	-0.7	0.9
Aug.....	0.4	0.6	0.3	1.0	3.1	-0.6	0.7	2.2	-0.4	1.3	2.4	0.2
Sept.....	0.3	0.3	0.3	0.5	0.9	0.3	1.2	3.0	-0.1	0.3	0.3	0.2
Oct.....	-0.3	-0.5	-0.2	-0.5	-1.7	0.4	-0.3	-1.1	0.4	-0.4	-0.8	-0.1
Nov.....	0.2	-0.3	0.5	-0.2	-1.1	0.6	-1.0	-2.5	0.2	-0.2	-0.9	0.6
Dec.....	0.2	0.0	0.4	-0.3	-1.6	0.7	-1.1	-3.4	0.5	-0.2	-0.7	0.3
2024												
Jan. ¹	0.6	-0.1	1.2	0.3	0.0	0.6	1.2	1.7	0.8	0.4	-0.2	1.0
Feb. ¹	0.1	0.5	-0.2	0.9	2.4	-0.3	0.0	-0.7	0.6	0.4	1.3	-0.5
Mar. ¹	0.2	-0.2	0.4	-0.1	-0.3	0.0	-0.9	-2.4	0.1	-0.2	-0.7	0.3
Apr. ¹	0.4	0.4	0.4	0.2	0.2	0.2	1.4	3.1	0.3	0.3	0.5	0.1
May.....	-0.2	-0.4	0.0	-0.7	-1.8	0.3	-0.8	-2.4	0.3	-0.8	-1.6	0.0

¹ Some of the figures shown above and elsewhere in this release may differ from those previously reported because data for January 2024 through April 2024 have been revised to reflect the availability of late reports and corrections by respondents.

PPI Industry Net Output Ratios to be Updated with 2017 Input-Output Data

Effective with the release of June 2024 Producer Price Index (PPI) data on July 12, 2024, the Bureau of Labor Statistics will update the net output ratios used to calculate PPI industry indexes based on the North American Industry Classification System (NAICS). With this update, net output ratios will be based on 2017 Input-Output Account data from the Bureau of Economic Analysis (BEA) of the U.S. Department of Commerce. Net output ratios represent the proportion of an industry's or industry grouping's output

consumed outside its respective area. Previously, net output ratios for calculating NAICS-based PPIs reflected values from BEA's 2012 Input-Output Accounts. This update does not affect Final Demand-Intermediate Demand or Commodity indexes from the PPI.

Further information on this update is available from the PPI Section of Index Analysis and Public Information, at ppi-info@bls.gov or (202) 691-7705.

Chart 1. The Final Demand Index and its component indexes, January 2020 through May 2024, 12-month percentage changes

Percent change

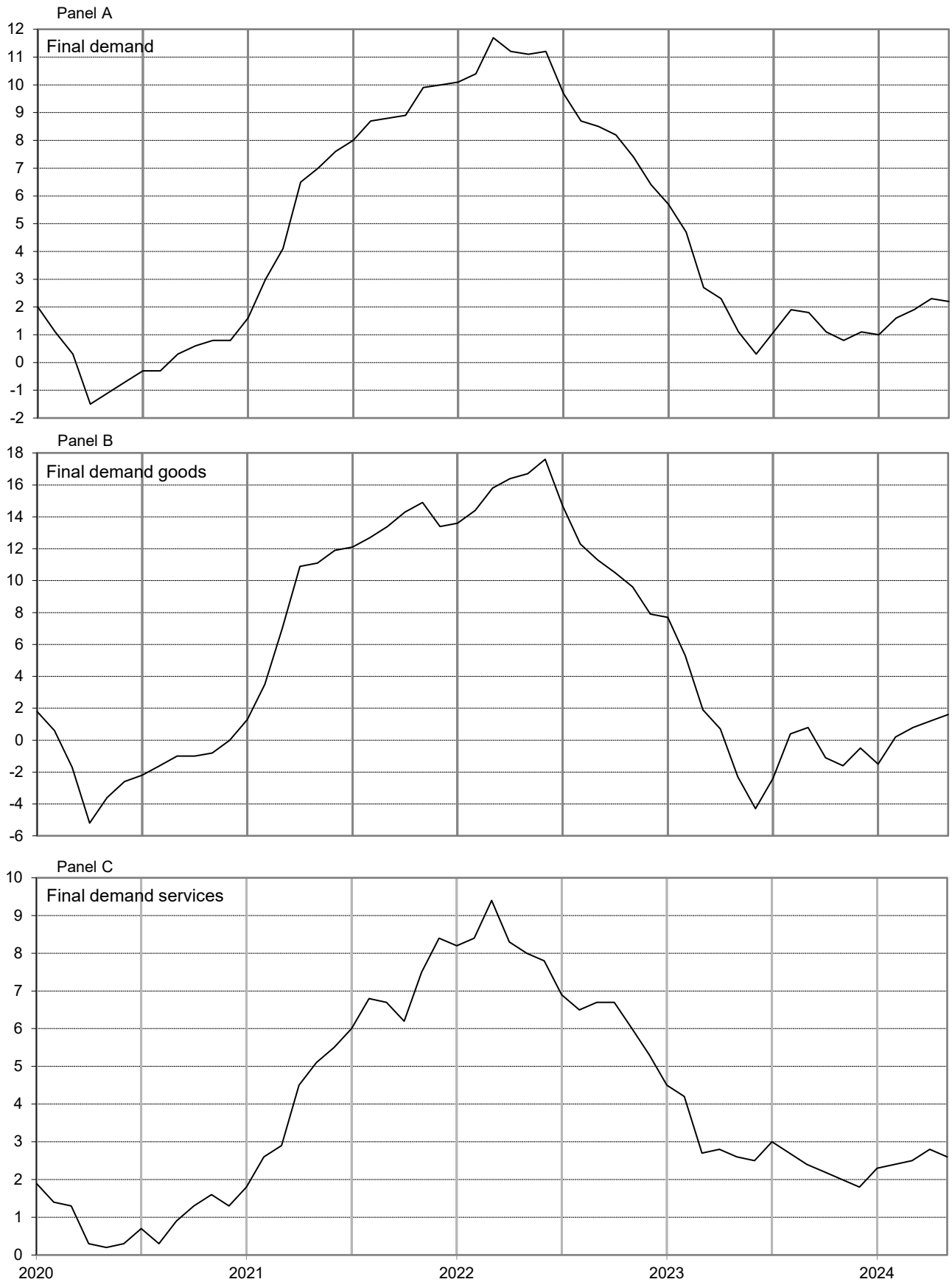


Chart 2. The Processed Goods for Intermediate Demand Index and its component indexes, January 2020 through May 2024, 12-month percentage changes

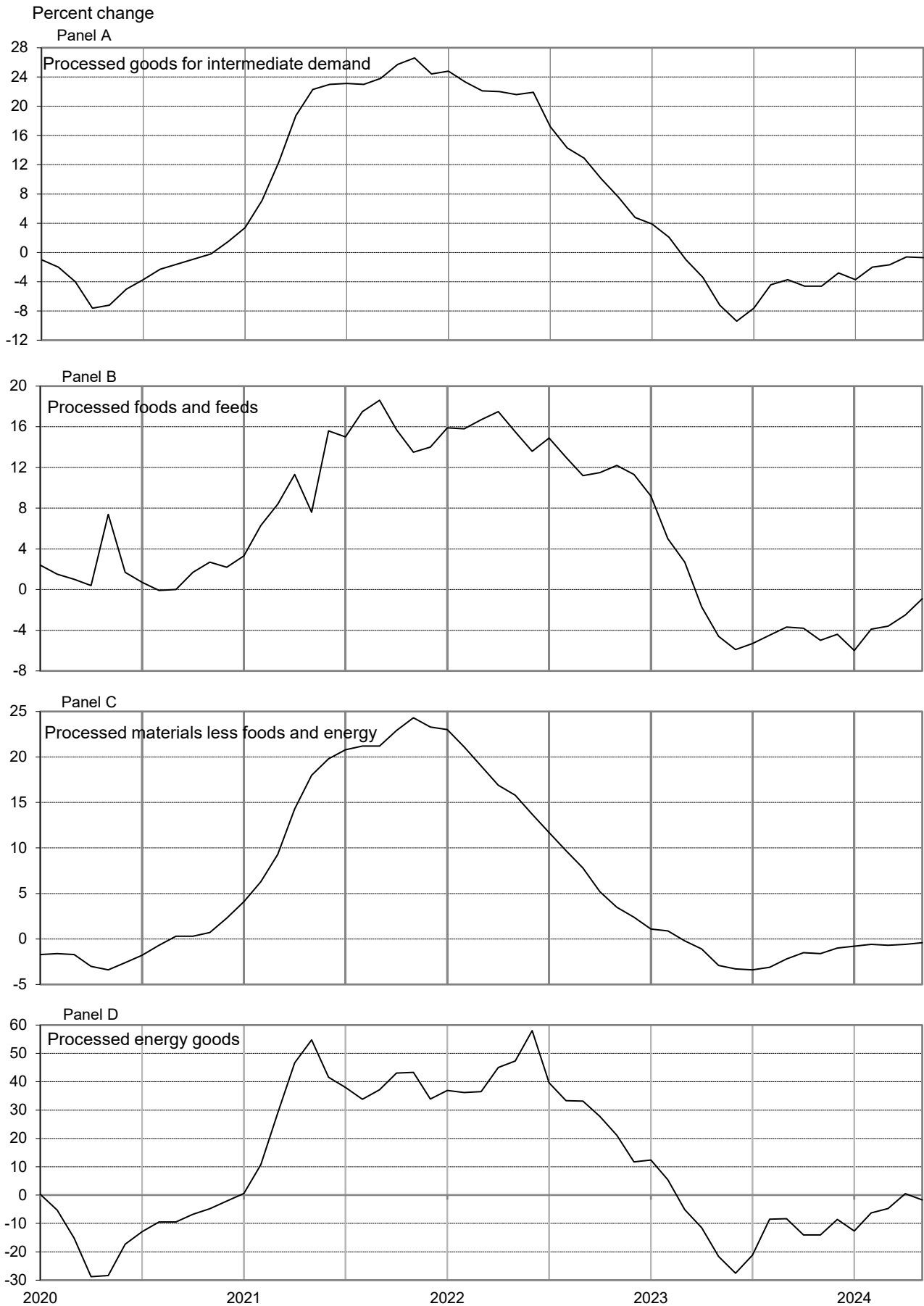
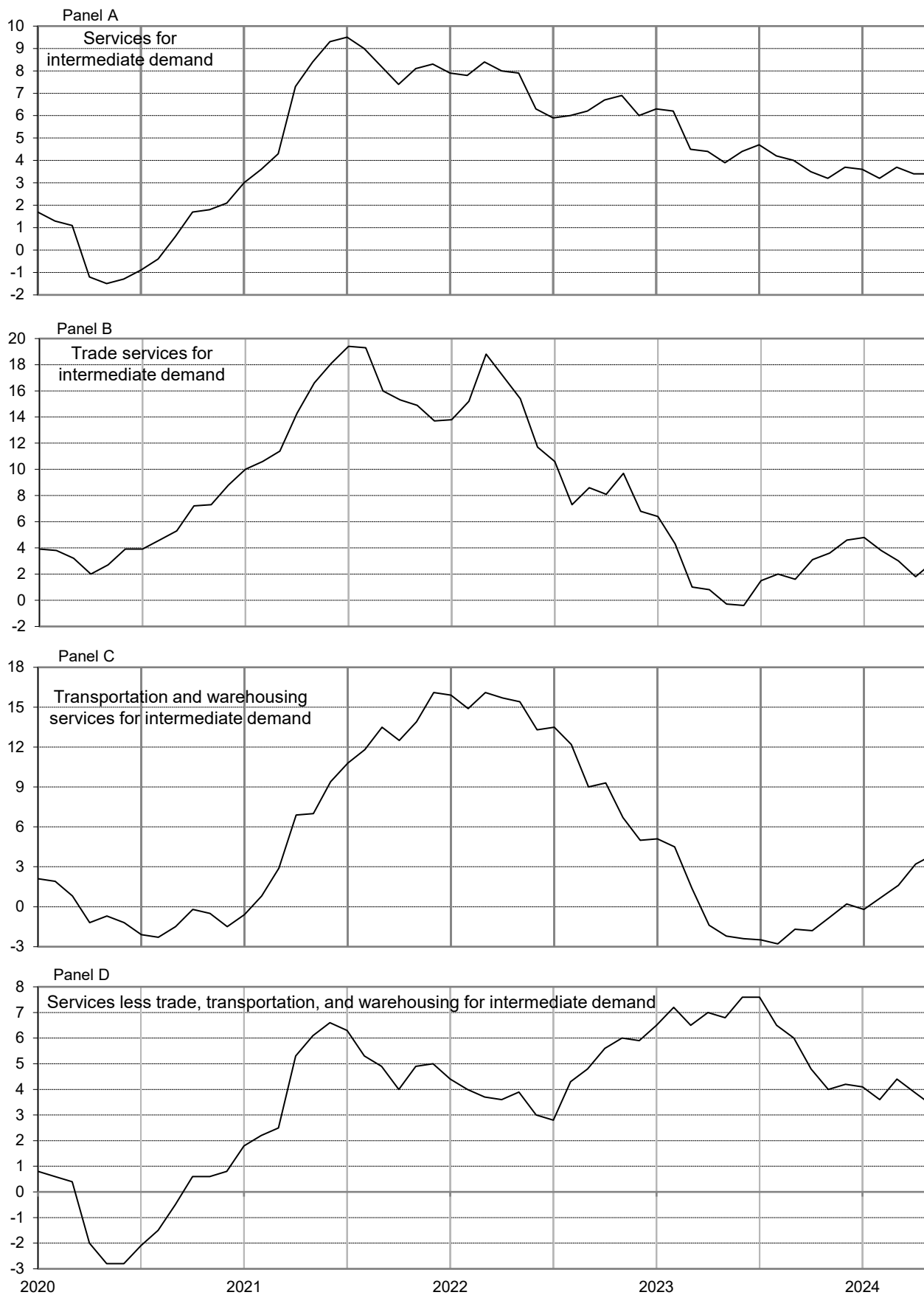


Chart 4. The Services for Intermediate Demand Index and its component indexes, January 2020 through May 2024, 12-month percentage changes

Percent change



Source: U.S. Bureau of Labor Statistics, Producer Price Index Program

Table 1. Producer price index percentage changes and weights for Final Demand-Intermediate Demand groupings, seasonally adjusted
 [May 2024]

Grouping	Commodity code		Relative Importance Dec. 2023 ¹	Unadjusted 12-month percent change ² May 2023 to May 2024 ^P	Seasonally adjusted 1-month percent change ²				
	Group code	Item code			Dec. to Jan.	Jan. to Feb. ^P	Feb. to Mar. ^P	Mar. to Apr. ^P	Apr. to May ^P
Final Demand									
Final demand.....	FD	4	100.000	2.2	0.4	0.6	-0.1	0.5	-0.2
Final demand goods.....	FD	41	30.162	1.6	-0.1	1.1	-0.1	0.4	-0.8
Final demand foods.....	FD	411	5.633	1.3	-0.3	1.0	0.4	-0.6	-0.1
Finished consumer foods ³	FD	4111	4.307	2.8	0.3	1.8	0.3	-0.6	-0.4
Finished consumer foods, crude.....	FD	41113	0.351	0.7	8.0	10.2	-4.0	-4.4	-7.6
Finished consumer foods, processed.....	FD	41112	3.956	3.0	-0.4	1.0	0.8	-0.2	0.2
Government purchased foods.....	FD	4112	0.410	3.1	-1.3	1.0	0.6	-0.6	0.0
Foods for export.....	FD	4113	0.916	-6.6	-2.9	-2.5	0.8	-0.8	1.6
Final demand energy.....	FD	412	5.517	1.8	-1.1	3.9	-1.3	2.0	-4.8
Finished consumer energy goods ³	FD	4121	4.292	2.1	-1.3	3.1	-1.1	2.0	-3.9
Government purchased energy.....	FD	4122	0.834	-0.4	-0.9	6.8	-1.6	1.6	-8.6
Energy for export.....	FD	4123	0.391	2.4	0.0	6.1	-3.1	2.3	-6.0
Final demand goods less foods and energy.....	FD	413	19.012	1.7	0.3	0.3	0.0	0.2	0.3
Finished goods less foods and energy ³	FD	4131	10.933	2.3	0.3	0.4	0.2	0.1	0.3
Finished consumer goods less foods and energy.....	FD	41311	5.811	2.0	0.1	0.4	0.1	0.1	0.4
Nondurable consumer goods less foods and energy.....	FD	413111	3.522	2.6	0.1	0.5	0.0	0.1	0.6
Durable consumer goods.....	FD	413112	2.289	1.2	0.2	0.1	0.3	0.1	0.1
Private capital equipment.....	FD	41312	5.122	2.6	0.5	0.4	0.3	0.1	0.2
Private capital equipment for manufacturing industries.....	FD	413121	1.254	3.5	0.7	0.4	0.4	0.1	0.4
Private capital equipment for nonmanufacturing industries.....	FD	413122	3.868	2.3	0.5	0.3	0.3	0.1	0.1
Government purchased goods, excluding foods and energy.....	FD	4132	1.971	2.1	0.4	0.3	0.2	0.3	0.0
Government purchased goods excluding foods, energy, and capital equipment.....	FD	41321	1.146	0.6	0.1	0.3	0.3	0.3	-0.1
Government purchased capital equipment.....	FD	41322	0.825	4.2	0.8	0.3	0.2	0.2	0.1
Goods for export, excluding foods and energy.....	FD	4133	6.108	0.6	0.1	0.3	-0.3	0.4	0.3
Final demand services.....	FD	42	67.184	2.6	0.6	0.4	0.0	0.6	0.0
Final demand trade services ⁴	FD	423	19.195	-0.6	0.1	0.3	-0.8	0.6	0.2
Trade of finished goods ³	FD	4231	16.558	-1.0	-0.2	0.4	-0.8	0.4	0.4
Trade of personal consumption goods.....	FD	42311	13.605	-0.3	-0.5	0.4	-0.5	-0.4	1.2
Trade of private capital equipment.....	FD	42312	2.953	-4.3	1.2	0.6	-2.0	4.1	-3.4
Trade of government purchased goods.....	FD	4232	0.745	1.9	1.4	0.3	-0.9	2.2	-1.3
Trade of government purchased goods, excluding capital equipment.....	FD	42321	0.474	4.3	0.0	-0.2	0.1	0.2	0.8
Trade of government purchased capital equipment.....	FD	42322	0.271	-2.0	3.7	1.2	-2.5	5.5	-4.7
Trade of exports.....	FD	4233	1.892	1.9	2.6	-0.5	-0.9	2.0	-1.1
Final demand transportation and warehousing services.....	FD	422	4.931	-0.3	-0.2	1.2	0.2	-0.5	-1.4
Transportation of passengers for final demand.....	FD	4221	1.271	-2.3	-0.7	3.0	1.7	-3.6	-4.2
Transportation of private passengers.....	FD	42211	0.857	-2.3	-0.7	3.0	1.7	-3.6	-4.2
Transportation of government passengers.....	FD	42212	0.103	-2.2	-0.7	3.0	1.7	-3.5	-4.2
Transportation of passengers for export.....	FD	42213	0.311	-2.3	-0.7	3.1	1.8	-3.6	-4.3
Transportation and warehousing of goods for final demand.....	FD	4222	3.660	0.4	0.0	0.6	-0.3	0.6	-0.4
Transportation and warehousing of finished goods ³	FD	42221	2.368	0.0	-0.1	0.6	-0.4	0.6	-0.5
Transportation and warehousing of personal consumption goods.....	FD	422211	1.908	0.2	-0.1	0.6	-0.3	0.6	-0.4
Transportation and warehousing of private capital equipment.....	FD	422212	0.460	-0.5	-0.1	0.5	-0.4	0.7	-0.5
Transportation and warehousing of government purchased goods.....	FD	42222	0.220	0.9	0.0	0.7	-0.2	0.8	-0.5
Transportation and warehousing of exports.....	FD	42223	1.072	1.1	0.0	0.4	-0.3	0.7	-0.2
Final demand services less trade, transportation, and warehousing.....	FD	421	43.059	4.5	0.9	0.3	0.3	0.7	0.1
Finished services less trade, transportation, and warehousing ³	FD	4211	37.528	4.4	0.9	0.3	0.3	0.7	0.1
Finished consumer services less trade, transportation, and warehousing.....	FD	42111	33.067	4.5	1.0	0.3	0.3	0.6	0.1
Private capital investment services less trade, transportation, and warehousing.....	FD	42112	4.461	3.3	-0.3	0.0	0.0	1.1	0.2
Government purchased services less trade, transportation, and warehousing.....	FD	4212	2.810	4.4	1.1	0.2	0.1	0.8	0.0
Gov. purchased services less trade, transportation, and warehousing, excl. capital investment.....	FD	42121	2.647	4.5	1.2	0.2	0.1	0.7	0.0
Government purchased capital investment services less trade, transportation, and warehousing.....	FD	42122	0.163	2.3	-0.4	0.0	0.4	1.0	0.0
Services for export less trade, transportation, and warehousing.....	FD	4213	2.721	6.1	0.9	0.5	0.9	1.1	-0.1
Final demand construction.....	FD	43	2.654	-0.9	0.3	0.0	0.1	0.2	0.0
Construction for private capital investment.....	FD	431	1.844	-1.0	0.3	0.0	0.1	0.1	0.0
Construction for government.....	FD	432	0.810	-0.7	0.4	0.0	0.0	0.2	-0.1
Special Groupings of Final Demand									
Final demand less exports.....	FD	49101	86.589	2.4	0.4	0.6	-0.1	0.5	-0.3
Final demand less government.....	FD	49102	92.097	2.2	0.4	0.6	-0.1	0.5	-0.2

See footnotes at end of table.

Table 1. Producer price index percentage changes and weights for Final Demand-Intermediate Demand groupings, seasonally adjusted — Continued
 [May 2024]

Grouping	Commodity code		Relative Importance Dec. 2023 ¹	Unadjusted 12-month percent change ² May 2023 to May 2024 ^P	Seasonally adjusted 1-month percent change ²				
	Group code	Item code			Dec. to Jan.	Jan. to Feb. ^P	Feb. to Mar. ^P	Mar. to Apr. ^P	Apr. to May ^P
Final demand less foods, food and nonalcoholic beverages for immediate consumption, and energy ⁵	FD	49103	88.421	2.3	0.6	0.4	0.0	0.5	0.0
Final demand less foods and energy ⁵	FD	49104	88.850	2.3	0.5	0.3	0.0	0.5	0.0
Final demand less foods and food and nonalcoholic beverages for immediate consumption ⁵	FD	49105	93.938	2.2	0.4	0.6	-0.1	0.6	-0.3
Final demand less foods ⁵	FD	49106	94.367	2.3	0.4	0.6	-0.1	0.6	-0.3
Final demand less energy.....	FD	49107	94.483	2.3	0.5	0.4	0.0	0.4	0.0
Final demand less trade services.....	FD	49108	80.805	2.9	0.4	0.7	0.1	0.5	-0.3
Final demand less distributive services ⁶	FD	49109	77.145	3.1	0.4	0.7	0.1	0.5	-0.3
Final demand goods less energy.....	FD	49111	24.645	1.6	0.1	0.5	0.1	0.0	0.2
Final demand goods less foods.....	FD	49112	24.529	1.7	-0.1	1.2	-0.3	0.6	-0.9
Final demand services less trade services.....	FD	49113	47.990	4.0	0.8	0.4	0.3	0.6	-0.1
Final demand distributive services ⁶	FD	49114	22.855	-0.5	0.1	0.4	-0.7	0.6	0.1
Final demand goods plus final demand distributive services ⁶	FD	49115	53.017	0.7	0.0	0.8	-0.4	0.5	-0.4
Final demand less foods, energy, and trade services ⁵	FD	49116	69.655	3.2	0.6	0.4	0.2	0.5	0.0
Private and government purchased capital equipment.....	FD	49117	5.947	2.8	0.6	0.3	0.3	0.1	0.1
Private and government purchased capital investment services.....	FD	49118	8.308	0.1	0.4	0.3	-0.8	2.3	-1.3
Total private and government purchased capital investment.....	FD	49119	14.255	0.9	0.4	0.3	-0.3	1.2	-0.6
Total finished ³	FD	49201	78.687	2.4	0.3	0.6	-0.1	0.5	-0.2
Total finished less foods, food and nonalcoholic beverages for immediate consumption, and energy ^{3, 5}	FD	49202	69.663	2.4	0.5	0.4	0.0	0.4	0.1
Total finished less foods and energy ^{3, 5}	FD	49203	70.088	2.4	0.5	0.4	0.0	0.4	0.1
Total finished less foods and food and nonalcoholic beverages for immediate consumption ^{3, 5}	FD	49204	73.955	2.4	0.4	0.5	-0.1	0.5	-0.1
Total finished less foods ^{3, 5}	FD	49205	74.380	2.4	0.3	0.5	-0.1	0.5	-0.1
Total finished less energy ³	FD	49206	74.395	2.4	0.4	0.4	0.0	0.4	0.1
Finished goods ³	FD	49207	19.532	2.4	0.0	1.3	-0.1	0.4	-0.9
Finished goods less energy ³	FD	49208	15.240	2.4	0.3	0.8	0.2	-0.1	0.1
Finished goods, excluding foods ^{3, 5}	FD	49209	15.225	2.2	-0.1	1.2	-0.2	0.7	-1.0
Finished services ³	FD	49210	57.311	2.5	0.5	0.4	-0.1	0.5	0.1
Private capital investment services.....	FD	49211	7.874	0.1	0.3	0.3	-0.8	2.2	-1.2
Finished distributive services ^{3, 6}	FD	49212	18.926	-0.9	-0.2	0.4	-0.7	0.4	0.3
Finished services less trade services ³	FD	49213	40.753	4.0	0.8	0.4	0.3	0.6	0.0
Finished services less distributive services ^{3, 6}	FD	49214	38.385	4.2	0.8	0.3	0.3	0.6	0.0
Total private capital investment (goods, services, and construction).....	FD	49215	14.840	0.8	0.4	0.3	-0.3	1.2	-0.6
Finished goods plus finished distributive services ^{3, 6}	FD	49216	38.458	0.8	-0.1	0.9	-0.4	0.4	-0.3
Total exports.....	FD	49301	13.411	1.4	0.4	0.3	-0.1	0.7	-0.2
Goods for export.....	FD	49302	7.415	-0.2	-0.3	0.3	-0.4	0.4	0.1
Services for export.....	FD	49303	5.996	3.4	1.2	0.3	0.2	1.0	-0.7
Total government purchases.....	FD	49401	7.903	2.3	0.5	1.0	-0.1	0.7	-1.1
Government purchased goods.....	FD	49402	3.215	1.6	-0.2	2.1	-0.2	0.5	-2.3
Government purchased services.....	FD	49403	3.878	3.5	1.0	0.3	0.0	0.9	-0.4
Total government purchased capital investment (goods, services, construction).....	FD	49404	2.069	1.3	0.9	0.3	-0.2	1.0	-0.6
Government purchases, defense.....	FD	49405	2.356	3.2	0.6	1.3	-0.4	0.7	-1.3
Government purchases, non-defense.....	FD	49406	5.547	1.9	0.4	0.9	0.0	0.7	-1.1
Personal consumption.....	FD	49501	63.847	2.8	0.3	0.7	0.0	0.3	-0.1
Personal consumption goods (finished consumer goods).....	FD	49502	14.410	2.3	-0.2	1.6	-0.2	0.5	-1.2
Personal consumption goods less energy.....	FD	49503	10.118	2.4	0.2	1.0	0.2	-0.2	0.0
Personal consumption goods less foods.....	FD	49504	10.103	2.0	-0.5	1.6	-0.4	1.0	-1.5
Personal consumption nondurable goods less foods.....	FD	49508	7.814	2.3	-0.7	2.0	-0.6	1.2	-2.0
Personal consumption services.....	FD	49505	49.437	2.9	0.5	0.4	0.1	0.3	0.3
Personal consumption less trade services.....	FD	49506	50.242	3.6	0.6	0.8	0.2	0.5	-0.4
Personal consumption less distributive services ⁶	FD	49507	48.334	3.7	0.6	0.8	0.2	0.5	-0.4
Personal consumption less foods and energy.....	FD	49510	55.248	2.8	0.5	0.4	0.1	0.2	0.3
Personal consumption less foods, energy, and trade services ⁴	FD	49511	41.643	3.8	0.8	0.4	0.3	0.4	0.0
Personal consumption less foods, energy, and distributive services ⁶	FD	49512	39.735	4.0	0.8	0.4	0.3	0.4	0.0
Personal consumption goods plus personal consumption distributive services ⁶	FD	49509	29.923	1.0	-0.4	1.0	-0.4	0.1	-0.1
Intermediate Demand by Commodity Type									
Processed goods									
Processed goods for intermediate demand.....	ID6	1	100.000	-0.7	-0.1	1.4	-0.5	0.5	-1.5
Materials and components for manufacturing.....	ID6	11	43.169	-1.0	0.2	0.8	-0.5	0.2	0.2
Materials for manufacturing.....	ID6	111	26.499	-2.6	0.1	1.1	-0.9	0.3	0.2
Materials for food manufacturing.....	ID6	1111	4.375	2.4	-1.6	1.7	0.9	0.1	0.3
Materials for nondurable manufacturing.....	ID6	1112	11.774	-3.0	-0.8	0.7	0.2	0.8	-0.4
Materials for durable manufacturing.....	ID6	1113	10.350	-4.2	1.8	1.3	-2.9	-0.2	1.0
Components for manufacturing.....	ID6	112	16.670	1.6	0.4	0.2	0.2	0.1	0.1

See footnotes at end of table.

Table 1. Producer price index percentage changes and weights for Final Demand-Intermediate Demand groupings, seasonally adjusted — Continued
[May 2024]

Grouping	Commodity code		Relative Importance Dec. 2023 ¹	Unadjusted 12-month percent change ² May 2023 to May 2024 ^P	Seasonally adjusted 1-month percent change ²				
	Group code	Item code			Dec. to Jan.	Jan. to Feb. ^P	Feb. to Mar. ^P	Mar. to Apr. ^P	Apr. to May ^P
Components for nondurable manufacturing.....	ID6	1121	0.804	-0.1	-0.1	0.3	0.2	0.6	0.1
Components for durable manufacturing.....	ID6	1122	15.866	1.7	0.4	0.2	0.1	0.1	0.1
Materials and components for construction.....	ID6	12	10.782	2.0	0.2	0.3	0.1	0.3	0.0
Materials for construction.....	ID6	121	4.753	2.5	0.3	0.5	0.5	0.4	-0.2
Components for construction.....	ID6	122	6.029	1.5	0.2	0.1	-0.2	0.2	0.1
Processed fuels and lubricants for intermediate demand.....	ID6	13	18.656	-1.7	-1.0	5.5	-1.4	1.9	-8.0
Processed fuels and lubricants to manufacturing industries.....	ID6	131	4.711	-2.3	-1.4	2.7	-1.1	1.2	-6.1
Processed fuels and lubricants to nonmanufacturing industries.....	ID6	132	13.945	-1.5	-0.9	6.5	-1.5	2.1	-8.6
Containers for intermediate demand.....	ID6	14	3.090	-1.6	-0.1	0.1	-0.2	0.4	0.5
Supplies for intermediate demand.....	ID6	15	24.303	-0.4	-0.2	0.0	-0.1	0.2	0.1
Supplies to manufacturing industries.....	ID6	151	3.234	0.6	0.4	0.0	0.3	0.5	0.1
Supplies to nonmanufacturing industries.....	ID6	152	21.069	-0.5	-0.2	0.0	-0.1	0.1	0.1
Supplies to nonmanufacturing industries, feeds.....	ID6	1521	2.208	-10.9	-2.6	-3.4	-2.1	-1.0	0.1
Supplies to nonmanufacturing industries, other than feeds.....	ID6	1522	18.861	0.7	0.0	0.4	0.1	0.2	0.1
Unprocessed goods									
Unprocessed goods for intermediate demand.....	ID6	2	100.000	-1.6	1.6	-0.3	-1.5	2.5	-1.8
Unprocessed foodstuffs and feedstuffs.....	ID6	21	37.665	-3.5	-1.5	1.6	1.6	-0.6	1.0
Unprocessed nonfood materials.....	ID6	22	62.334	-0.3	3.4	-1.5	-3.4	4.4	-3.4
Unprocessed nonfood materials except fuel.....	ID6	221	51.132	1.6	1.6	2.0	0.9	5.1	-4.1
Unprocessed nonfood materials except fuel to manufacturing industries.....	ID6	2211	48.525	1.3	1.5	2.1	1.0	5.3	-4.3
Unprocessed nonfood materials except fuel to nonmanufacturing industries.....	ID6	2212	2.607	-7.0	2.8	-0.1	0.4	0.4	0.1
Unprocessed fuel.....	ID6	222	11.202	-11.4	11.6	-15.9	-25.2	-0.1	1.2
Unprocessed fuel to manufacturing industries.....	ID6	2221	1.016	4.3	2.8	1.0	-7.9	1.1	0.6
Unprocessed fuel to nonmanufacturing industries.....	ID6	2222	10.186	-13.3	12.5	-17.5	-27.2	-0.3	1.3
Services									
Services for intermediate demand.....	ID6	3	100.000	3.4	0.9	0.0	0.2	0.3	0.1
Trade services for intermediate demand ⁴	ID6	33	18.284	2.9	1.1	-1.6	0.1	-0.2	0.7
Trade services for manufacturing industries.....	ID6	331	9.046	2.2	2.2	-2.4	0.3	-0.2	0.4
Trade services for nonmanufacturing industries.....	ID6	332	9.238	3.6	0.0	-0.8	0.0	-0.3	0.9
Transportation and warehousing services for intermediate demand.....	ID6	32	14.025	3.9	-0.1	1.0	0.0	0.6	0.3
Transportation of passengers for intermediate demand.....	ID6	321	1.039	-2.2	-0.7	3.0	1.7	-3.5	-4.2
Transportation of passengers for manufacturing industries.....	ID6	3211	0.124	-2.3	-0.7	3.1	1.8	-3.6	-4.3
Transportation of passengers for nonmanufacturing industries.....	ID6	3212	0.915	-2.2	-0.7	3.0	1.7	-3.5	-4.2
Transportation and warehousing of goods for intermediate demand.....	ID6	322	12.986	4.4	0.0	0.8	-0.1	0.9	0.6
Transportation and warehousing of goods for manufacturing industries.....	ID6	3221	2.724	1.1	0.1	0.0	-0.1	1.0	-0.3
Transportation and warehousing of goods for nonmanufacturing industries.....	ID6	3222	10.262	5.3	-0.1	1.0	-0.1	0.9	0.9
Services less trade, transportation, and warehousing for intermediate demand.....	ID6	31	67.691	3.4	1.0	0.2	0.3	0.4	0.0
Services less trade, transportation, and warehousing for manufacturing industries.....	ID6	311	2.126	4.3	1.9	-0.1	0.4	0.5	0.1
Services less trade, transportation, and warehousing for nonmanufacturing industries.....	ID6	312	65.565	3.4	1.0	0.2	0.3	0.4	-0.1
Construction									
Construction for intermediate demand.....	ID6	4	100.000	1.7	0.3	0.1	0.6	0.2	0.2
Special Groupings of Intermediate Demand by Commodity Type									
Processed materials less foods and feeds.....	ID6	9111	91.107	-0.7	0.0	1.5	-0.6	0.6	-1.6
Processed foods and feeds.....	ID6	9112	8.893	-0.9	-1.7	0.3	0.2	-0.2	0.3
Processed energy goods.....	ID6	9113	18.656	-1.7	-1.0	5.5	-1.4	1.9	-8.0
Processed materials less energy.....	ID6	9118	81.344	-0.5	0.1	0.4	-0.3	0.2	0.1
Processed materials less foods and energy.....	ID6	9115	72.451	-0.4	0.3	0.5	-0.3	0.3	0.1
Intermediate distributive services ⁷	ID6	9116	31.270	3.5	0.6	-0.6	0.0	0.2	0.7
Processed goods plus intermediate distributive services.....	ID6	9117	-	0.6	0.1	0.8	-0.4	0.5	-0.8
Unprocessed materials less agricultural products.....	ID6	9211	57.180	2.6	4.1	-1.0	-3.9	5.3	-3.9
Unprocessed energy materials ⁸	ID6	9212	37.534	3.0	6.4	-1.1	-5.4	6.9	-6.6
Unprocessed materials less energy.....	ID6	9213	62.466	-3.9	-1.4	0.3	1.1	-0.1	1.3
Unprocessed nonfood materials less energy ⁹	ID6	9216	24.801	-4.5	-1.3	-1.7	0.2	0.6	1.8
Intermediate Demand by Production Flow									
Stage 4 Intermediate Demand									
Stage 4 intermediate demand.....	ID5	4	100.000	2.3	0.6	0.1	0.2	0.4	-0.2
Inputs to stage 4 goods producers.....	ID5	41	29.667	0.3	0.5	-0.3	-0.1	0.3	0.4
Goods.....	ID5	411	21.624	-0.9	0.1	0.0	-0.3	0.1	0.3

See footnotes at end of table.

Table 1. Producer price index percentage changes and weights for Final Demand-Intermediate Demand groupings, seasonally adjusted — Continued
 [May 2024]

Grouping	Commodity code		Relative Importance Dec. 2023 ¹	Unadjusted 12-month percent change ² May 2023 to May 2024 ^P	Seasonally adjusted 1-month percent change ²				
	Group code	Item code			Dec. to Jan.	Jan. to Feb. ^P	Feb. to Mar. ^P	Mar. to Apr. ^P	Apr. to May ^P
Foods.....	ID5	4111	2.954	-6.2	-1.8	-2.0	0.2	-0.1	1.0
Energy.....	ID5	4112	0.170	-0.8	-1.5	0.0	-7.2	5.8	-0.9
Goods excluding foods and energy.....	ID5	4113	18.500	0.0	0.4	0.3	-0.3	0.1	0.2
Services.....	ID5	412	8.043	3.7	1.5	-1.1	0.3	0.6	0.4
Trade services.....	ID5	4123	6.035	3.7	1.9	-1.4	0.3	0.5	0.6
Transportation and warehousing services.....	ID5	4122	4.092	1.1	0.0	0.2	0.3	0.2	-0.8
Transportation of passengers.....	ID5	41221	0.076	-2.3	-0.7	3.1	1.8	-3.6	-4.3
Transportation and warehousing of goods.....	ID5	41222	0.416	1.7	0.2	-0.3	0.0	1.0	-0.2
Services less trade, transportation, and warehousing.....	ID5	4121	1.516	4.2	0.7	0.0	0.2	0.9	0.1
Inputs to stage 4 services producers.....	ID5	42	55.647	3.5	0.8	0.3	0.4	0.4	-0.4
Goods.....	ID5	421	13.690	0.9	-0.5	1.3	-0.1	0.6	-1.1
Foods.....	ID5	4211	2.275	2.5	-1.4	0.9	1.1	0.2	0.4
Energy.....	ID5	4212	4.008	-0.3	-1.5	3.6	-1.2	1.4	-4.2
Goods excluding foods and energy.....	ID5	4213	7.407	1.1	0.3	0.1	0.1	0.2	0.1
Services.....	ID5	422	41.904	4.3	1.3	0.0	0.5	0.4	-0.1
Trade services.....	ID5	4223	4.118	3.8	1.5	-0.8	0.2	0.4	0.6
Transportation and warehousing services.....	ID5	4222	3.751	4.1	0.0	1.8	0.4	0.2	-0.4
Transportation of passengers.....	ID5	42221	0.484	-2.3	-0.7	3.0	1.7	-3.6	-4.2
Transportation and warehousing of goods.....	ID5	42222	3.267	5.1	0.1	1.6	0.1	0.8	0.1
Services less trade, transportation, and warehousing.....	ID5	4221	34.035	4.4	1.4	0.0	0.6	0.4	-0.1
Construction.....	ID5	423	0.053	1.7	0.3	0.1	0.6	0.2	0.2
Inputs to stage 4 construction producers.....	ID5	43	14.686	1.8	0.3	0.1	0.0	0.3	-0.5
Goods.....	ID5	431	10.699	2.1	0.2	0.6	0.0	0.5	-0.7
Energy.....	ID5	4312	0.763	-1.5	-2.2	5.3	-1.8	3.6	-8.9
Goods excluding foods and energy.....	ID5	4313	9.936	2.4	0.4	0.2	0.2	0.2	0.0
Services.....	ID5	432	3.987	1.1	0.5	-1.4	-0.1	-0.1	0.1
Trade services.....	ID5	4323	1.737	0.2	1.1	-3.3	-0.4	-1.0	0.1
Transportation and warehousing services.....	ID5	4322	0.661	-0.3	-0.1	0.4	-0.3	0.6	-0.6
Transportation of passengers.....	ID5	43221	0.015	-2.3	-0.7	3.0	1.7	-3.6	-4.3
Transportation and warehousing of goods.....	ID5	43222	0.646	-0.2	-0.1	0.3	-0.4	0.7	-0.5
Services less trade, transportation, and warehousing.....	ID5	4321	1.589	2.5	0.2	-0.2	0.2	0.5	0.3
Stage 3 Intermediate Demand									
Stage 3 intermediate demand.....	ID5	3	100.000	0.6	0.3	0.9	-0.1	0.2	-0.7
Inputs to stage 3 goods producers.....	ID5	31	43.622	-1.6	0.5	0.7	-0.1	-0.2	-0.1
Goods.....	ID5	311	33.726	-2.0	0.1	1.6	-0.2	-0.1	-0.1
Foods.....	ID5	3111	10.039	-2.9	-1.3	3.6	1.4	-1.1	-0.5
Energy.....	ID5	3112	1.161	-1.4	0.4	-1.5	-1.0	1.3	-4.6
Goods excluding foods and energy.....	ID5	3113	22.526	-1.6	0.8	0.9	-0.8	0.2	0.3
Services.....	ID5	312	9.896	0.0	1.7	-2.4	0.3	-0.5	-0.2
Trade services.....	ID5	3123	5.529	-1.0	2.7	-4.4	0.5	-1.2	-0.1
Transportation and warehousing services.....	ID5	3122	2.903	0.2	0.2	0.4	-0.2	0.4	-0.5
Transportation of passengers.....	ID5	31221	0.148	-2.3	-0.7	3.1	1.8	-3.6	-4.3
Transportation and warehousing of goods.....	ID5	31222	2.755	0.3	0.2	0.2	-0.3	0.6	-0.3
Services less trade, transportation, and warehousing.....	ID5	3121	1.464	3.1	0.6	-0.2	0.3	0.5	0.2
Inputs to stage 3 services producers.....	ID5	32	55.201	2.3	0.2	1.1	-0.2	0.5	-1.1
Goods.....	ID5	321	9.933	-1.0	-0.3	5.4	-0.8	1.4	-7.7
Foods.....	ID5	3211	0.089	-2.4	-0.8	-0.5	-0.1	-0.4	0.2
Energy.....	ID5	3212	5.844	-2.8	-0.8	9.1	-1.5	2.0	-12.6
Goods excluding foods and energy.....	ID5	3213	4.000	1.5	0.3	0.3	0.3	0.5	0.1
Services.....	ID5	322	44.663	3.1	0.3	0.2	0.0	0.3	0.4
Trade services.....	ID5	3223	2.808	2.7	-1.3	-0.7	-0.1	-0.8	0.9
Transportation and warehousing services.....	ID5	3222	10.562	6.7	-0.2	1.1	-0.1	0.8	1.3
Transportation of passengers.....	ID5	32221	0.021	-0.1	-0.1	0.2	0.1	-0.2	-0.2
Transportation and warehousing of goods.....	ID5	32222	10.541	6.7	-0.2	1.1	-0.1	0.8	1.3
Services less trade, transportation, and warehousing.....	ID5	3221	31.293	2.0	0.6	0.0	0.0	0.3	0.0
Construction.....	ID5	323	0.605	1.7	0.3	0.1	0.6	0.2	0.2
Inputs to stage 3 construction producers.....	ID5	33	1.176	3.5	0.0	-0.2	-0.5	0.5	0.1
Goods.....	ID5	331	0.571	1.8	0.3	0.3	0.3	1.0	0.0
Goods excluding foods and energy.....	ID5	3313	0.571	1.8	0.3	0.3	0.3	1.0	0.0
Services.....	ID5	332	0.605	5.1	-0.3	-0.7	-1.3	0.1	0.3
Trade services.....	ID5	3323	0.558	5.4	-0.4	-0.7	-1.4	0.1	0.3
Transportation and warehousing services.....	ID5	3322	0.016	3.1	0.5	-0.9	0.1	1.2	0.2
Transportation and warehousing of goods.....	ID5	33222	0.016	3.1	0.5	-0.9	0.1	1.2	0.2
Services less trade, transportation, and warehousing.....	ID5	3321	0.031	1.7	1.1	-0.3	0.6	-0.1	-0.2
Stage 2 Intermediate Demand									

See footnotes at end of table.

Table 1. Producer price index percentage changes and weights for Final Demand-Intermediate Demand groupings, seasonally adjusted — Continued
 [May 2024]

Grouping	Commodity code		Relative Importance Dec. 2023 ¹	Unadjusted 12-month percent change ² May 2023 to May 2024 ^P	Seasonally adjusted 1-month percent change ²				
	Group code	Item code			Dec. to Jan.	Jan. to Feb. ^P	Feb. to Mar. ^P	Mar. to Apr. ^P	Apr. to May ^P
Stage 2 intermediate demand.....	ID5	2	100.000	1.3	1.2	0.0	-0.9	1.4	-0.8
Inputs to stage 2 goods producers.....	ID5	21	50.583	0.2	1.7	-0.7	-1.8	2.7	-1.8
Goods.....	ID5	211	35.955	-1.1	2.0	-0.9	-2.7	3.5	-2.6
Foods.....	ID5	2111	4.053	-13.4	-4.7	-5.7	-1.3	-0.7	1.7
Energy.....	ID5	2112	16.236	3.9	6.3	-1.1	-5.1	6.8	-6.5
Goods excluding foods and energy.....	ID5	2113	15.666	-2.6	-0.6	0.4	-0.6	1.2	0.5
Services.....	ID5	212	14.340	3.3	0.9	-0.1	0.5	0.7	0.2
Trade services.....	ID5	2123	5.608	3.8	1.3	-0.5	1.1	0.4	0.5
Transportation and warehousing services.....	ID5	2122	4.804	3.3	0.3	-0.2	0.2	1.4	0.1
Transportation of passengers.....	ID5	21221	0.178	-2.2	-0.6	2.9	1.7	-3.4	-4.1
Transportation and warehousing of goods.....	ID5	21222	4.626	3.6	0.4	-0.4	0.2	1.6	0.2
Services less trade, transportation, and warehousing.....	ID5	2121	3.928	2.3	0.8	0.5	0.2	0.2	-0.2
Construction.....	ID5	213	0.288	1.7	0.3	0.1	0.6	0.2	0.2
Inputs to stage 2 services producers.....	ID5	22	49.417	2.5	0.6	0.8	0.0	0.2	0.2
Goods.....	ID5	221	5.237	-0.7	-0.3	0.8	-0.3	0.3	-0.7
Foods.....	ID5	2211	0.050	-8.1	-0.8	-1.2	-0.4	-1.3	-0.4
Energy.....	ID5	2212	0.321	-4.1	0.2	7.8	-2.8	1.4	-10.4
Goods excluding foods and energy.....	ID5	2213	4.866	-0.4	-0.3	0.3	-0.2	0.2	0.0
Services.....	ID5	222	43.217	2.9	0.7	0.8	0.0	0.1	0.3
Trade services.....	ID5	2223	2.365	3.1	-2.8	-0.1	0.4	-2.9	4.1
Transportation and warehousing services.....	ID5	2222	2.944	7.2	-1.0	1.1	-0.9	0.9	3.0
Transportation of passengers.....	ID5	22221	0.414	-2.3	-0.7	3.0	1.7	-3.6	-4.2
Transportation and warehousing of goods.....	ID5	22222	2.530	8.8	-1.1	0.7	-1.4	1.7	4.2
Services less trade, transportation, and warehousing.....	ID5	2221	37.908	2.6	1.1	0.9	0.0	0.3	-0.1
Construction.....	ID5	223	0.963	1.7	0.3	0.1	0.6	0.2	0.2
Stage 1 Intermediate Demand									
Stage 1 intermediate demand.....	ID5	1	100.000	0.7	0.4	0.4	-0.2	0.3	-0.8
Inputs to stage 1 goods producers.....	ID5	11	32.332	-2.6	0.5	-0.2	-1.1	0.2	-0.2
Goods.....	ID5	111	23.262	-4.1	-0.3	0.7	-1.6	0.4	-0.3
Foods.....	ID5	1111	2.768	-14.3	-3.8	-3.8	1.0	-1.2	2.6
Energy.....	ID5	1112	3.428	-1.6	-0.1	4.0	-3.7	1.9	-4.7
Goods excluding foods and energy.....	ID5	1113	17.066	-2.8	0.2	0.7	-1.6	0.3	0.1
Services.....	ID5	112	9.069	1.6	2.5	-2.5	0.1	-0.2	0.1
Trade services.....	ID5	1123	5.496	-0.2	3.7	-4.3	0.0	-1.1	0.2
Transportation and warehousing services.....	ID5	1122	0.607	2.4	-0.6	0.5	0.7	0.8	-0.5
Transportation of passengers.....	ID5	11221	0.104	-2.3	-0.7	3.1	1.8	-3.6	-4.3
Transportation and warehousing of goods.....	ID5	11222	0.503	3.4	-0.6	0.0	0.5	1.7	0.3
Services less trade, transportation, and warehousing.....	ID5	1121	2.966	4.7	0.7	0.2	0.1	1.2	0.0
Construction.....	ID5	113	0.001	1.7	0.3	0.1	0.6	0.2	0.2
Inputs to stage 1 services producers.....	ID5	12	54.779	2.4	0.4	0.7	0.3	0.4	-1.1
Goods.....	ID5	121	16.052	-0.4	-0.2	2.3	-0.1	0.8	-3.4
Foods.....	ID5	1211	0.064	-12.5	0.0	13.1	-4.0	1.1	-6.0
Energy.....	ID5	1212	4.999	-4.3	-1.3	6.9	-0.5	2.0	-10.7
Goods excluding foods and energy.....	ID5	1213	10.989	1.6	0.3	0.2	0.1	0.2	0.2
Services.....	ID5	122	38.724	3.6	0.7	0.0	0.5	0.2	-0.1
Trade services.....	ID5	1223	3.825	2.6	-0.6	-1.1	-0.2	-0.5	1.0
Transportation and warehousing services.....	ID5	1222	4.432	2.2	-0.2	1.9	0.5	-0.8	-1.2
Transportation of passengers.....	ID5	12221	1.355	-2.3	-0.7	3.1	1.8	-3.6	-4.3
Transportation and warehousing of goods.....	ID5	12222	3.077	4.3	0.1	1.4	-0.1	0.5	0.2
Services less trade, transportation, and warehousing.....	ID5	1221	30.467	4.0	1.0	-0.1	0.6	0.5	0.0
Construction.....	ID5	123	0.003	1.7	0.3	0.1	0.6	0.2	0.2
Inputs to stage 1 construction producers.....	ID5	13	12.891	2.0	0.1	0.6	-0.1	0.3	-1.1
Goods.....	ID5	131	9.196	1.5	0.3	1.1	0.3	0.4	-1.6
Energy.....	ID5	1312	0.752	-10.4	-0.9	11.1	0.3	2.6	-19.5
Goods excluding foods and energy.....	ID5	1313	8.444	2.6	0.4	0.2	0.3	0.2	0.1
Services.....	ID5	132	3.695	3.4	-0.3	-0.6	-1.0	0.0	0.2
Trade services.....	ID5	1323	2.816	4.7	-0.3	-0.9	-1.2	-0.1	0.4
Transportation and warehousing services.....	ID5	1322	0.783	-0.8	-0.2	0.7	-0.4	0.6	-0.6
Transportation and warehousing of goods.....	ID5	13222	0.783	-0.8	-0.2	0.7	-0.4	0.6	-0.6
Services less trade, transportation, and warehousing.....	ID5	1321	0.096	3.3	0.7	-0.6	0.4	0.4	0.8
Special Groupings of Intermediate Demand by Production Flow									
Total goods inputs to stage 4 intermediate demand.....	ID5	9411	46.013	0.3	-0.1	0.5	-0.2	0.4	-0.4
Total services inputs to stage 4 intermediate demand.....	ID5	9412	53.934	4.0	1.2	-0.2	0.4	0.4	0.0
Total construction inputs to stage 4 intermediate demand.....	ID5	9413	0.053	1.8	0.3	0.1	0.6	0.2	0.2
Total foods inputs to stage 4 intermediate demand.....	ID5	9414	5.229	-2.5	-1.7	-0.8	0.6	0.1	0.7

See footnotes at end of table.

Table 1. Producer price index percentage changes and weights for Final Demand-Intermediate Demand groupings, seasonally adjusted — Continued
 [May 2024]

Grouping	Commodity code		Relative Importance Dec. 2023 ¹	Unadjusted 12-month percent change ² May 2023 to May 2024 ^p	Seasonally adjusted 1-month percent change ²				
	Group code	Item code			Dec. to Jan.	Jan. to Feb. ^p	Feb. to Mar. ^p	Mar. to Apr. ^p	Apr. to May ^p
Total energy goods inputs to stage 4 intermediate demand.....	ID5	9415	4.941	-0.5	-1.6	3.8	-1.5	1.9	-4.9
Total goods less foods and energy inputs to stage 4 intermediate demand.	ID5	9416	35.843	0.9	0.4	0.3	-0.1	0.2	0.2
Total goods inputs to stage 3 intermediate demand.....	ID5	9311	44.230	-1.8	0.0	2.4	-0.3	0.2	-1.8
Total services inputs to stage 3 intermediate demand.....	ID5	9312	55.164	2.5	0.6	-0.3	0.0	0.2	0.3
Total construction inputs to stage 3 intermediate demand.....	ID5	9313	0.605	1.8	0.3	0.1	0.6	0.2	0.2
Total foods inputs to stage 3 intermediate demand.....	ID5	9314	10.128	-2.9	-1.3	3.6	1.4	-1.1	-0.5
Total energy goods inputs to stage 3 intermediate demand.....	ID5	9315	7.005	-2.5	-0.6	7.3	-1.5	1.9	-11.4
Total goods less foods and energy inputs to stage 3 intermediate demand.	ID5	9316	27.097	-1.1	0.7	0.8	-0.6	0.3	0.3
Total goods inputs to stage 2 intermediate demand.....	ID5	9211	41.192	-1.0	1.7	-0.7	-2.4	3.1	-2.4
Total services inputs to stage 2 intermediate demand.....	ID5	9212	57.557	3.0	0.8	0.6	0.1	0.3	0.3
Total construction inputs to stage 2 intermediate demand.....	ID5	9213	1.251	1.8	0.3	0.1	0.6	0.2	0.2
Total foods inputs to stage 2 intermediate demand.....	ID5	9214	4.103	-13.3	-4.7	-5.7	-1.3	-0.7	1.6
Total energy goods inputs to stage 2 intermediate demand.....	ID5	9215	16.557	3.7	6.1	-0.9	-5.0	6.7	-6.6
Total goods less foods and energy inputs to stage 2 intermediate demand.	ID5	9216	20.532	-2.1	-0.6	0.4	-0.5	0.9	0.4
Total goods inputs to stage 1 intermediate demand.....	ID5	9111	48.510	-1.9	-0.2	1.3	-0.7	0.5	-1.6
Total services inputs to stage 1 intermediate demand.....	ID5	9112	51.488	3.2	1.0	-0.5	0.3	0.1	0.0
Total construction inputs to stage 1 intermediate demand.....	ID5	9117	0.004	1.8	0.3	0.1	0.6	0.2	0.2
Total foods inputs to stage 1 intermediate demand.....	ID5	9114	2.832	-14.2	-3.7	-3.4	0.8	-1.1	2.4
Total energy goods inputs to stage 1 intermediate demand.....	ID5	9115	9.179	-3.8	-0.8	6.1	-1.6	2.0	-9.3
Total goods less foods and energy inputs to stage 1 intermediate demand.	ID5	9116	36.499	-0.3	0.3	0.4	-0.6	0.3	0.2

¹ Comprehensive relative importance figures are initially computed after the publication of December indexes and are recalculated after final December indexes are available. Individual items and subtotals may not add exactly to totals because of rounding differences.

² All indexes are subject to revision for 4 months after their originally scheduled publication to incorporate late reports and corrections by survey respondents. In addition, seasonally adjusted indexes are subject to change for up to 5 years due to the recalculation of seasonal factors published each January.

³ PPI defines Total finished as including only the personal consumption and private capital investment portions of final demand.

⁴ Trade indexes measure changes in margins received by wholesalers and retailers.

⁵ The PPI definition of foods does not include food and beverages for immediate consumption. PPI defines food and beverages for immediate consumption as the service of preparing meals, snacks, and beverages to customer order for immediate on-premises and off-premises consumption.

⁶ Distributive services include transportation, warehousing, and trade of goods.

⁷ Includes intermediate trade, transportation, and warehousing services.

⁸ Includes crude petroleum.

⁹ Excludes crude petroleum.

^p Preliminary

"/" Data not available.

Table 2. Producer price index percentage changes for selected commodity groupings by Final Demand-Intermediate Demand category, seasonally adjusted
 [May 2024]

Grouping	Commodity code		Unadjusted 12-month percent change ¹	Seasonally adjusted 1-month percent change ¹				
	Group code	Item code		May 2023 to May 2024 ^P	Dec. to Jan.	Jan. to Feb. ^P	Feb. to Mar. ^P	Mar. to Apr. ^P
Final Demand								
Final demand.....	FD	4	2.2	0.4	0.6	-0.1	0.5	-0.2
Final demand goods.....	FD	41	1.6	-0.1	1.1	-0.1	0.4	-0.8
Final demand foods.....	FD	411	1.3	-0.3	1.0	0.4	-0.6	-0.1
Fresh fruits and melons ²	01	11	-7.3	3.7	-12.7	-7.9	7.0	-2.1
Fresh and dry vegetables ²	01	13	-7.0	9.6	8.9	15.3	-18.7	2.8
Grains.....	01	2	-26.6	-5.2	-8.3	2.6	-4.1	7.9
Eggs for fresh use ²	01	7107	70.5	14.6	55.0	-29.8	11.2	-34.8
Oilseeds.....	01	8301	-15.9	-9.2	-8.9	0.4	-1.0	4.7
Bakery products ²	02	11	2.9	0.1	0.7	0.2	0.0	0.0
Milled rice ²	02	13	-6.7	-0.8	0.1	0.7	0.5	-0.1
Pasta products ²	02	1402	-3.2	-1.8	-0.6	0.0	0.0	0.0
Beef and veal.....	02	2101	0.0	-4.4	4.9	1.2	-5.9	-1.6
Pork.....	02	2104	20.8	-5.8	-0.2	-0.9	-0.5	2.4
Processed young chickens.....	02	2203	9.5	-2.1	-1.6	2.4	1.5	0.3
Processed turkeys ²	02	2206	-18.5	4.3	-2.9	0.4	-0.8	1.2
Finfish and shellfish.....	02	23	-1.4	5.7	-4.8	2.0	2.8	-0.6
Dairy products ²	02	3	2.1	-1.3	1.2	1.0	-0.3	1.7
Processed fruits and vegetables ²	02	4	5.0	0.6	0.0	-0.9	0.2	0.5
Confectionery end products ²	02	55	2.7	0.3	0.8	0.3	0.5	0.0
Soft drinks ²	02	62	2.9	3.0	2.0	0.2	-0.2	0.3
Roasted coffee ²	02	6301	4.9	-0.2	-0.2	-0.1	-0.7	-0.2
Shortening and cooking oils ²	02	78	-2.4	-0.9	0.3	1.5	0.1	-2.3
Frozen specialty food ²	02	85	0.3	0.7	0.2	-0.1	-0.1	-0.1
Final demand energy.....	FD	412	1.8	-1.1	3.9	-1.3	2.0	-4.8
Liquefied petroleum gas ²	05	32	25.1	3.5	-0.3	0.1	5.7	-2.7
Residential electric power.....	05	41	4.2	-0.3	0.3	0.7	0.5	-0.1
Residential natural gas.....	05	51	-1.3	1.4	0.8	-1.4	-3.2	0.4
Gasoline.....	05	71	0.9	-3.4	6.3	-3.0	5.0	-7.1
Home heating oil and distillates.....	05	7302	6.4	-0.6	-1.7	-2.7	2.0	-7.3
No. 2 diesel fuel.....	05	7303	-13.1	-0.7	14.9	1.8	2.8	-24.5
Final demand goods less foods and energy.....	FD	413	1.7	0.3	0.3	0.0	0.2	0.3
Alcoholic beverages.....	02	61	0.5	0.0	-0.2	-0.2	0.2	-0.2
Pet food ²	02	9402	0.1	-0.2	0.5	0.0	0.0	0.0
Women's, girls', and infants' apparel ²	03	8106	1.6	2.2	0.0	0.0	0.0	0.0
Men's and boys' apparel ²	03	8107	0.0	0.9	0.3	0.0	-0.3	0.0
Textile housefurnishings ²	03	82	1.4	0.0	1.0	-0.2	0.2	0.6
Footwear ²	04	3	1.9	0.2	0.6	0.0	0.8	0.0
Industrial chemicals.....	06	1	-6.8	-3.1	2.1	0.1	1.2	-1.1
Pharmaceutical preparations.....	06	38	1.6	-0.4	0.2	0.1	0.2	0.2
Soaps and detergents ²	06	71	1.9	0.1	0.4	0.1	0.2	0.1
Cleaning and polishing products ²	06	72	0.6	0.1	0.4	0.1	0.1	0.0
Cosmetics and other toiletries ²	06	75	1.3	0.0	0.6	0.1	0.0	0.1
Tires ²	07	1201	-1.3	0.1	0.0	-0.1	0.0	-0.5
Consumer, institutional, and commercial products, n.e.c. ²	07	2B	0.3	0.0	0.1	0.3	0.2	-0.1
Sanitary paper products ²	09	1501	-2.9	-0.2	0.2	-0.6	0.2	0.2
Iron and steel scrap.....	10	12	-13.2	-3.9	-3.7	-15.6	4.1	1.0
Agricultural machinery and equipment ²	11	1	1.5	0.0	0.1	0.5	0.3	-0.2
Construction machinery and equipment ²	11	2	3.8	0.5	0.2	0.0	0.2	0.0
Metal cutting machine tools ²	11	37	1.1	0.2	0.1	0.0	0.0	0.3
Metal forming machine tools.....	11	38	8.6	0.4	0.9	0.6	0.6	-1.5
Tools, dies, jigs, fixtures, and industrial molds ²	11	39	6.1	3.0	0.3	0.0	0.2	0.5
Pumps, compressors, and equipment ²	11	41	5.4	1.1	0.4	0.7	0.0	0.4
Industrial material handling equipment ²	11	44	4.4	1.5	0.1	0.1	1.7	0.1
Electronic computers and computer equipment ²	11	5	-0.4	0.0	-0.1	-0.1	0.6	-1.2
Textile machinery and equipment ²	11	62	0.0	0.0	0.0	0.0	0.0	0.0
Paper industries machinery ²	11	64	3.4	0.7	0.3	0.6	0.1	0.0
Printing trades machinery and equipment ²	11	65	1.5	-0.1	-0.6	0.5	-0.2	-0.3
Transformers and power regulators ²	11	74	2.5	0.7	0.0	0.4	-1.0	0.0
Communication and related equipment.....	11	76	4.2	2.1	0.5	0.5	-0.2	0.2
Electronic components and accessories.....	11	78	1.3	0.5	0.0	0.0	0.3	-0.8
X-ray and electromedical equipment ²	11	7905	1.7	0.1	0.5	0.0	0.0	0.0
Oil field and gas field machinery ²	11	91	3.9	1.7	0.0	0.0	0.0	0.0
Mining machinery and equipment ²	11	92	7.1	0.2	1.4	0.0	0.6	0.0
Internal combustion engines ²	11	94	4.6	2.0	0.0	0.0	0.4	0.1

See footnotes at end of table.

Table 2. Producer price index percentage changes for selected commodity groupings by Final Demand-Intermediate Demand category, seasonally adjusted — Continued
 [May 2024]

Grouping	Commodity code		Unadjusted 12-month percent change ¹	Seasonally adjusted 1-month percent change ¹				
	Group code	Item code		May 2023 to May 2024 ^P	Dec. to Jan.	Jan. to Feb. ^P	Feb. to Mar. ^P	Mar. to Apr. ^P
Household furniture ²	12	1	-0.2	0.1	-0.1	0.3	0.2	0.6
Commercial furniture ²	12	2	2.3	0.3	1.4	0.2	-0.2	0.3
Floor coverings ²	12	3	0.8	1.5	-1.4	1.4	-0.4	0.0
Household appliances ²	12	4	-0.2	0.0	-0.3	0.2	-0.1	-0.5
Home electronic equipment ²	12	5	1.6	0.0	0.0	1.9	0.0	-0.4
Lawn and garden equipment excl. garden tractors ²	12	66	1.9	0.1	-0.1	0.2	0.0	0.0
Passenger cars.....	14	1101	-2.0	0.0	0.2	0.3	0.2	-0.3
Light motor trucks.....	14	1105	1.3	0.2	0.3	0.4	-0.1	-0.1
Heavy motor trucks ²	14	1106	1.8	0.6	0.0	0.0	0.0	0.2
Motor vehicles parts ²	14	12	0.9	0.2	0.1	0.1	0.1	0.0
Truck trailers ²	14	14	-1.5	-0.3	0.6	-0.1	-0.4	0.0
Travel trailers and campers ²	14	16	0.6	0.0	0.0	0.0	0.0	0.0
Aircraft.....	14	21	3.9	0.5	0.2	0.1	0.1	0.1
Ships ²	14	31	2.1	0.0	0.3	0.0	0.3	0.2
Railroad equipment ²	14	4	0.9	0.1	0.1	0.1	0.0	0.0
Toys, games, and children's vehicles ²	15	11	0.2	0.1	0.0	0.0	0.0	0.0
Sporting and athletic goods ²	15	12	13.6	1.2	0.3	2.0	0.0	2.0
Cigarettes ²	15	21	12.7	0.8	2.4	0.0	0.0	3.3
Mobile homes.....	15	5	-0.6	0.3	0.0	-0.4	-0.8	0.0
Medical, surgical & personal aid devices.....	15	6	3.2	0.6	0.5	0.2	0.4	0.2
Jewelry, platinum and karat gold ²	15	9402	5.9	0.5	-0.2	1.9	2.3	1.1
Costume jewelry and novelties ²	15	9404	-0.4	0.6	0.0	0.0	0.0	-1.1
Final demand services.....	FD	42	2.6	0.6	0.4	0.0	0.6	0.0
Final demand trade services ³	FD	423	-0.6	0.1	0.3	-0.8	0.6	0.2
Machinery and equipment parts and supplies wholesaling ²	57	1102	7.6	1.4	0.3	-0.4	1.5	1.6
Machinery and vehicle wholesaling ²	57	1103	-1.1	4.7	1.4	-2.6	6.8	-4.5
Professional and commercial equipment wholesaling ²	57	1104	-7.5	0.1	1.1	-2.8	1.1	-7.0
Furnishings wholesaling ²	57	2	2.2	0.3	0.2	3.1	0.1	-0.9
Chemicals and allied products wholesaling ²	57	5	2.0	10.4	-3.9	-1.8	0.1	0.6
Paper and plastics products wholesaling ²	57	6	-2.9	-1.2	-2.4	-0.5	0.3	-0.6
Apparel wholesaling ²	57	7	0.7	1.4	-3.3	7.2	-6.2	0.0
Food and alcohol wholesaling ²	57	8	5.1	0.8	1.2	3.0	1.7	-0.4
Food and alcohol retailing.....	58	1	3.9	0.0	0.9	-0.1	0.9	2.5
Health, beauty, and optical goods retailing ²	58	2	1.5	3.4	1.2	-3.6	0.2	-0.9
Apparel, jewelry, footwear, and accessories retailing.....	58	3	2.8	-2.0	1.4	0.7	-1.6	1.0
Computer hardware, software, and supplies retailing ²	58	4	-13.3	-24.0	-8.5	12.5	12.4	3.2
TV, video, and photographic equipment and supplies retailing.....	58	5	7.3	3.1	-3.4	-6.3	-2.2	7.2
Automobiles retailing (partial).....	58	6101	-33.4	-10.4	-1.8	-4.4	-2.3	2.7
Automotive parts, including tires, retailing ²	58	6102	0.1	0.1	-2.0	-1.7	-2.0	0.6
RVs, trailers, and campers retailing ²	58	8	-18.5	-8.9	14.4	3.8	-10.0	-1.0
Sporting goods, including boats, retailing.....	58	9	7.0	4.8	-2.4	-0.7	4.1	3.0
Lawn, garden, and farm equipment and supplies retailing ²	58	A	3.5	-0.7	-1.6	1.0	0.1	0.9
Furniture retailing ²	58	B	-8.6	-0.6	2.0	-2.0	-2.8	2.0
Flooring and floor coverings retailing ²	58	C	1.3	2.3	2.0	-1.0	-0.1	-0.3
Hardware, building materials, and supplies retailing.....	58	D	12.4	-1.3	-0.1	-2.2	1.3	-0.3
Major household appliances retailing.....	58	E	-1.3	-4.9	6.6	-6.4	-1.5	3.4
Fuels and lubricants retailing.....	58	F	-1.7	-7.9	-0.5	2.5	-10.2	12.2
Cleaning supplies and paper products retailing ²	58	G	5.0	2.2	-0.8	-0.5	-0.5	1.6
Book retailing ²	58	H	0.6	3.7	-3.4	2.8	-1.4	0.2
Final demand transportation and warehousing services.....	FD	422	-0.3	-0.2	1.2	0.2	-0.5	-1.4
Rail transportation of freight and mail ²	30	11	2.9	1.1	-1.4	-0.1	0.9	0.2
Truck transportation of freight ²	30	12	-1.0	-0.2	0.7	-0.5	0.6	-0.6
Air transportation of freight ²	30	14	4.3	-3.4	-0.1	1.2	3.8	-0.3
Courier, messenger, and U.S. postal services.....	30	16	5.9	0.3	1.3	0.0	0.3	0.4
Rail transportation of passengers.....	30	21	0.0	-0.1	0.0	0.0	0.0	0.0
Airline passenger services.....	30	22	-2.3	-0.7	3.1	1.8	-3.6	-4.3
Final demand services less trade, transportation, and warehousing.....	FD	421	4.5	0.9	0.3	0.3	0.7	0.1
Sales of books.....	33	11	7.8	0.8	1.9	-0.3	0.2	0.6
Sales and subscriptions of periodicals and newspapers.....	33	12	2.3	-0.3	0.8	-0.4	0.1	0.2
Application software publishing ²	34	2	4.2	1.2	-0.7	-0.3	0.5	0.5
Advertising space sales in periodicals, newspapers, directories, and mailing lists ²	36	1	-0.6	0.1	0.2	0.0	0.4	0.1
Residential wired telecommunication services ²	37	11	1.9	0.2	-0.1	0.0	0.3	0.1
Wireless telecommunication services.....	37	2	0.2	0.1	0.0	0.1	0.1	-0.4
Cable and satellite subscriber services.....	37	3	5.1	0.8	0.8	-1.1	1.4	0.7
Internet access services ²	37	4	0.9	0.8	0.5	0.0	0.5	0.2

See footnotes at end of table.

Table 2. Producer price index percentage changes for selected commodity groupings by Final Demand-Intermediate Demand category, seasonally adjusted — Continued
 [May 2024]

Grouping	Commodity code		Unadjusted 12-month percent change ¹	Seasonally adjusted 1-month percent change ¹				
	Group code	Item code		May 2023 to May 2024 ^P	Dec. to Jan.	Jan. to Feb. ^P	Feb. to Mar. ^P	Mar. to Apr. ^P
Bundled wired telecommunications access services ²	37	5	3.6	1.6	0.4	-0.3	3.1	-0.8
Consumer loans (partial).....	39	12	12.9	0.6	3.0	1.7	2.7	-0.7
Deposit services (partial) ²	39	2	19.3	0.9	1.1	2.7	-0.2	0.4
Other credit intermediation, incl. trust services (partial) ²	39	3	-2.7	0.0	1.3	0.0	-3.4	0.8
Securities brokerage, dealing, investment advice, and related services ² ...	40	1	7.0	0.7	0.7	2.5	-0.1	-0.3
Portfolio management ²	40	2	15.9	6.8	0.1	0.7	4.4	-1.8
Life insurance ²	41	1101	-2.1	-0.5	-0.3	0.0	-0.7	0.0
Disability insurance, including accidental death ²	41	1102	-0.5	-0.5	0.0	0.0	0.0	0.0
Health and medical insurance.....	41	1103	4.4	2.0	0.2	0.2	0.2	0.2
Property and casualty insurance ²	41	1104	7.3	0.4	0.4	0.4	0.2	0.7
Annuities ²	41	2	0.7	0.2	0.0	0.0	0.4	0.0
Residential property sales and leases, brokerage fees and commissions..	43	21	5.2	-0.2	-0.1	0.0	1.0	0.5
Passenger car rental.....	44	1	-0.3	-3.0	-2.0	4.1	1.7	-0.4
Legal services.....	45	1	8.3	2.2	0.6	0.1	1.6	0.3
Tax preparation and planning.....	45	2102	4.4	0.0	3.5	1.0	0.5	0.5
Architectural and engineering services.....	45	3	2.8	0.0	0.0	0.0	0.7	0.3
Management, scientific, and technical consulting services ²	45	4	5.1	-0.2	-0.4	0.2	1.6	0.0
Arrangement of flights (partial).....	47	1	-0.5	-3.4	0.0	-0.3	0.6	0.1
Arrangement of vehicle rentals and lodging ²	47	2	5.7	8.4	0.1	-0.1	1.1	-0.1
Arrangement of cruises and tours ²	47	3	5.8	-0.9	1.6	-1.3	0.3	0.9
Physician care.....	51	1101	1.5	0.6	0.0	0.2	0.2	0.0
Medical laboratory and diagnostic imaging care ²	51	1102	0.4	0.0	0.0	0.2	0.1	0.0
Home health and hospice care.....	51	1103	2.6	-0.2	0.1	0.0	0.1	0.1
Hospital outpatient care ²	51	1104	4.3	1.4	0.5	0.1	-0.2	0.5
Dental care.....	51	1105	5.0	0.0	1.4	-0.1	2.0	0.7
Hospital inpatient care.....	51	2101	4.5	0.7	0.3	0.0	0.1	0.3
Nursing home care.....	51	2102	3.7	0.3	0.0	0.2	0.3	0.3
Traveler accommodation services.....	53	11	-0.8	3.0	-1.1	-1.3	2.6	-0.5
Food and beverages for immediate consumption services (partial) ²	54	1	3.9	0.1	0.5	1.2	0.3	-0.6
Motor vehicle repair and maintenance (partial) ²	55	2	4.4	0.4	0.5	0.4	0.9	0.1
Membership dues and admissions and recreation facility use fees (partial) ²	56	1	4.9	0.1	0.1	1.7	-0.4	-1.6
Recreational activity instruction fees (partial) ²	56	2	0.8	0.6	0.0	0.0	0.0	0.0
Gaming receipts (partial) ²	56	3	1.4	-1.6	0.2	2.1	-3.0	1.7
Mining services ²	60	1	2.9	-0.2	0.4	-0.9	1.6	0.0
Final demand construction.....	FD	43	-0.9	0.3	0.0	0.1	0.2	0.0
New warehouse building construction ²	80	1101	-0.4	0.2	0.2	0.1	0.4	-0.1
New school building construction ²	80	1102	-0.9	0.5	0.0	-0.1	0.3	-0.2
New office building construction ²	80	1103	-1.4	0.2	0.0	0.4	0.1	0.0
New industrial building construction ²	80	1104	-0.5	0.4	-0.1	0.1	-0.2	0.0
New health care building construction ²	80	1105	-1.5	0.2	0.0	-0.3	0.0	0.0
Intermediate Demand by Commodity Type								
Processed goods for intermediate demand.....	ID6	1	-0.7	-0.1	1.4	-0.5	0.5	-1.5
Processed foods and feeds.....	ID6	9112	-0.9	-1.7	0.3	0.2	-0.2	0.3
Meats.....	02	21	5.4	-3.6	2.3	0.6	-2.2	-0.7
Processed poultry.....	02	22	7.4	-1.2	0.4	4.1	2.6	2.1
Dairy products ²	02	3	2.1	-1.3	1.2	1.0	-0.3	1.7
Processed fruits and vegetables ²	02	4	5.0	0.6	0.0	-0.9	0.2	0.5
Refined sugar and byproducts ²	02	53	17.9	2.6	8.7	1.7	-0.1	0.2
Fats and oils ²	02	7	-7.0	-3.0	-2.1	-0.1	-0.7	-0.3
Prepared animal feeds.....	02	9	-8.7	-2.5	-2.4	-2.0	-0.5	0.2
Processed materials less foods and feeds.....	ID6	9111	-0.7	0.0	1.5	-0.6	0.6	-1.6
Synthetic fibers ²	03	1	5.4	-1.6	0.4	3.8	-1.8	3.7
Processed yarns and threads ²	03	2	-0.3	0.4	-0.3	0.3	0.3	-0.1
Finished fabrics ²	03	4	-0.2	0.1	-0.6	0.4	0.3	-0.1
Liquefied petroleum gas ²	05	32	25.1	3.5	-0.3	0.1	5.7	-2.7
Commercial electric power.....	05	42	1.5	-1.8	2.7	-1.0	1.2	-1.5
Industrial electric power.....	05	43	0.3	-2.0	2.0	-0.5	1.2	-3.1
Commercial natural gas.....	05	52	-1.3	-0.2	2.1	0.4	-3.2	-3.8
Industrial natural gas.....	05	53	-4.8	3.6	-0.7	-0.2	-3.4	-5.3
Natural gas to electric utilities.....	05	54	-1.9	4.8	7.3	-6.7	-2.0	-3.4
Gasoline.....	05	71	0.9	-3.4	6.3	-3.0	5.0	-7.1
Jet fuel ²	05	7203	10.8	0.4	9.8	-5.4	0.3	-5.6
No. 2 diesel fuel.....	05	7303	-13.1	-0.7	14.9	1.8	2.8	-24.5
Residual fuels ²	05	74	9.3	-0.2	1.8	0.5	1.1	6.5

See footnotes at end of table.

Table 2. Producer price index percentage changes for selected commodity groupings by Final Demand-Intermediate Demand category, seasonally adjusted — Continued
 [May 2024]

Grouping	Commodity code		Unadjusted 12-month percent change ¹	Seasonally adjusted 1-month percent change ¹				
	Group code	Item code		Dec. to Jan.	Jan. to Feb. ^P	Feb. to Mar. ^P	Mar. to Apr. ^P	Apr. to May ^P
Finished lubricants ²	05	76	-0.2	0.3	-0.2	-0.9	0.0	0.0
Lubricating oil base stocks ²	05	78	-5.1	-3.6	-0.4	-4.7	-7.6	4.3
Asphalt.....	05	8102	5.2	2.7	-13.7	8.8	-4.6	3.2
Basic inorganic chemicals ²	06	13	-8.5	-1.1	-1.0	0.2	-0.1	1.6
Basic organic chemicals.....	06	14	-6.4	-3.6	2.9	0.1	1.5	-1.6
Prepared paint ²	06	21	-1.3	0.1	-0.2	-0.1	-0.2	0.1
Paint materials ²	06	22	-7.2	-0.5	0.3	0.2	0.1	-3.7
Medicinal and botanical chemicals ²	06	31	5.0	0.4	3.9	0.1	0.2	0.0
Biological products, including diagnostics.....	06	37	1.5	-0.9	-0.4	0.5	0.3	-0.1
Fats and oils, inedible ²	06	4	4.0	17.2	-5.0	-0.7	-0.4	-1.5
Nitrogenates.....	06	5201	-6.0	-3.4	-6.1	4.2	-1.2	0.1
Phosphates.....	06	5202	-6.7	3.9	0.8	-1.6	-1.8	-6.4
Other agricultural chemicals ²	06	53	-9.8	-0.3	0.0	0.1	0.1	0.2
Plastic resins and materials.....	06	6	-4.6	-0.6	0.8	-1.4	1.4	0.3
Industrial gases ²	06	7903	-2.9	2.3	-4.7	3.3	1.6	-4.5
Adhesives and sealants ²	06	7904	-0.3	0.1	-0.5	0.6	0.0	0.0
Synthetic rubber ²	07	1102	2.9	-1.6	1.2	3.6	4.3	2.0
Tires ²	07	1201	-1.3	0.1	0.0	-0.1	0.0	-0.5
Plastic construction products ²	07	21	-0.6	0.5	-0.2	0.0	0.6	-0.3
Unsupported plastic film, sheet, other shapes ²	07	22	-3.4	-1.1	0.7	0.1	1.1	-0.1
Parts for manufacturing from plastics ²	07	26	-0.1	0.1	0.0	0.8	0.0	0.0
Plastic packaging products ²	07	2A	-1.3	0.8	-0.5	0.3	0.6	-0.4
Softwood lumber.....	08	11	-8.1	-1.7	-3.2	1.9	5.7	-5.0
Hardwood lumber ²	08	12	1.8	0.1	-0.1	-1.3	1.7	0.9
Millwork.....	08	2	-0.2	-0.1	1.2	-0.6	0.3	-0.6
Plywood ²	08	3	1.9	-0.1	-1.2	-0.2	1.3	-0.4
Paper ²	09	13	0.5	0.3	0.3	-0.2	0.6	0.7
Paperboard ²	09	14	-1.6	0.7	-0.2	0.2	0.5	0.3
Paper boxes and containers ²	09	1503	-2.0	-0.5	0.0	-0.3	0.6	0.8
Building paper and board ²	09	2	20.6	0.1	-0.5	7.0	17.6	-5.6
Commercial printing ²	09	47	1.6	0.8	0.2	0.1	-0.2	0.2
Foundry and forge shop products ²	10	15	0.8	0.7	0.6	0.4	-0.3	-0.2
Steel mill products ²	10	17	-13.8	5.3	3.5	-8.1	-2.6	0.5
Primary nonferrous metals ²	10	22	10.5	0.6	2.4	1.1	3.2	6.3
Secondary nonferrous metals ²	10	24	2.3	0.2	-0.9	2.7	2.5	4.5
Aluminum mill shapes ²	10	2501	-0.6	-0.7	0.2	-0.5	0.6	4.4
Copper and brass mill shapes ²	10	2502	9.6	0.8	-0.2	1.8	4.4	4.5
Nonferrous wire and cable ²	10	26	10.4	-0.1	0.2	0.6	3.0	6.4
Nonferrous foundry shop products.....	10	28	3.2	0.0	0.9	0.2	-0.2	1.1
Metal containers ²	10	3	-2.9	0.4	0.2	-0.4	-0.1	0.2
Hardware ²	10	4	-0.6	-0.3	0.5	-0.5	-0.1	0.1
Plumbing fixtures and brass fittings.....	10	5	1.5	0.6	-0.3	0.2	0.1	0.2
Heating equipment ²	10	6	2.5	0.1	0.2	0.9	0.5	-0.2
Fabricated structural metal products.....	10	7	1.9	0.8	-0.5	-0.9	-0.2	-0.1
Bolts, nuts, screws, rivets, and washers ²	10	81	8.4	1.8	1.7	0.5	0.7	-0.1
Lighting fixtures ²	10	83	2.6	0.0	0.5	0.7	-0.1	0.8
Fabricated ferrous wire products.....	10	88	-5.2	0.2	0.0	-0.3	-0.4	-0.4
Other miscellaneous metal products ²	10	89	1.7	0.4	0.2	0.1	0.3	0.1
Fluid power equipment ²	11	43	4.4	1.0	0.3	-0.1	1.6	0.5
Mechanical power transmission equipment ²	11	45	3.6	0.4	0.6	0.6	0.0	0.2
Air conditioning and refrigeration equipment.....	11	48	2.4	-1.1	1.2	-0.8	0.8	0.8
Metal valves, except fluid power.....	11	4902	2.4	-1.3	0.4	0.5	0.2	-0.3
Ball and roller bearings ²	11	4905	3.1	0.3	2.5	0.5	0.0	-0.2
Wiring devices ²	11	71	-0.4	-0.6	0.6	-0.1	-0.2	0.3
Motors, generators, motor generator sets ²	11	73	4.1	0.5	0.0	1.2	0.0	0.0
Switchgear, switchboard, and industrial controls equip. ²	11	75	7.1	1.2	0.5	0.7	0.1	0.6
Electronic components and accessories.....	11	78	1.3	0.5	0.0	0.0	0.3	-0.8
Internal combustion engines ²	11	94	4.6	2.0	0.0	0.0	0.4	0.1
Machine shop products ²	11	95	1.5	0.2	0.9	0.1	0.1	0.2
Flat glass ²	13	11	0.9	0.5	0.1	0.1	-0.1	0.2
Cement.....	13	22	6.8	0.3	0.3	1.4	0.0	0.4
Concrete products.....	13	3	5.0	0.9	0.8	0.9	-0.7	-0.1
Asphalt felts and coatings ²	13	6	3.9	-0.3	0.9	0.1	-1.8	2.3
Paving mixtures and blocks.....	13	94	2.4	-0.2	-0.4	1.0	0.1	-1.2
Motor vehicle parts ²	14	12	0.9	0.2	0.1	0.1	0.1	0.0
Aircraft engines and engine parts.....	14	23	3.7	0.5	0.7	0.1	0.2	0.3

See footnotes at end of table.

Table 2. Producer price index percentage changes for selected commodity groupings by Final Demand-Intermediate Demand category, seasonally adjusted — Continued
 [May 2024]

Grouping	Commodity code		Unadjusted 12-month percent change ¹	Seasonally adjusted 1-month percent change ¹				
	Group code	Item code		May 2023 to May 2024 ^P	Dec. to Jan.	Jan. to Feb. ^P	Feb. to Mar. ^P	Mar. to Apr. ^P
Aircraft parts and auxiliary equipment, n.e.c.....	14	25	2.6	0.2	0.3	0.1	1.1	0.1
Medical, surgical, and personal aid devices.....	15	6	3.2	0.6	0.5	0.2	0.4	0.2
Unprocessed goods for intermediate demand.....	ID6	2	-1.6	1.6	-0.3	-1.5	2.5	-1.8
Unprocessed foodstuffs and feedstuffs.....	ID6	21	-3.5	-1.5	1.6	1.6	-0.6	1.0
Wheat ²	01	21	-14.0	-2.8	-5.2	-0.8	-2.1	18.3
Corn.....	01	2202	-29.0	-6.5	-9.2	4.1	-4.9	6.7
Slaughter cattle.....	01	31	15.4	1.3	1.6	7.7	-2.5	5.5
Slaughter hogs.....	01	32	17.7	-2.9	35.6	4.6	22.4	-10.8
Slaughter chickens.....	01	4102	-8.0	-3.3	2.0	-4.1	-5.3	-2.6
Slaughter turkeys.....	01	42	-33.1	14.1	-7.5	0.3	-12.9	8.1
Raw milk.....	01	6	2.2	1.1	5.1	0.1	-2.3	-1.4
Hay and hayseeds ²	01	81	-1.2	-2.0	-3.4	2.2	5.2	28.1
Oilseeds.....	01	8301	-15.9	-9.2	-8.9	0.4	-1.0	4.7
Raw cane sugar and byproducts ²	02	5201	8.8	-1.8	0.7	1.3	0.0	0.1
Unprocessed nonfood materials.....	ID6	22	-0.3	3.4	-1.5	-3.4	4.4	-3.4
Raw cotton ²	01	51	-14.1	-0.4	12.7	1.3	-11.5	-15.6
Hides and skins.....	04	1	-16.3	0.0	-7.1	1.1	1.9	1.4
Coal ²	05	1	7.9	0.4	6.2	-3.7	1.4	0.5
Natural gas ²	05	31	-22.5	16.5	-24.2	-36.5	-1.3	1.7
Crude petroleum ²	05	61	7.6	4.4	5.4	1.7	8.9	-8.7
Logs, bolts, timber, pulpwood, and woodchips ²	08	5	-4.1	0.1	-0.5	-0.2	-1.8	-0.2
Recyclable paper ²	09	12	87.4	8.0	12.8	11.4	-0.6	1.2
Iron ores ²	10	11	-1.4	0.6	0.7	-1.3	-0.4	0.0
Iron and steel scrap.....	10	12	-13.2	-3.9	-3.7	-15.6	4.1	1.0
Nonferrous metal ores ²	10	21	1.8	-1.0	-1.0	2.8	2.9	2.3
Copper base scrap ²	10	2301	20.9	-0.4	1.6	4.1	6.1	9.8
Aluminum base scrap.....	10	2302	23.8	-0.7	2.1	-1.3	2.0	18.0
Construction sand, gravel, and crushed stone.....	13	21	7.3	2.9	-0.1	0.3	0.6	0.2
Services for intermediate demand.....	ID6	3	3.4	0.9	0.0	0.2	0.3	0.1
Trade services for intermediate demand ³	ID6	33	2.9	1.1	-1.6	0.1	-0.2	0.7
Machinery and equipment parts and supplies wholesaling ²	57	1102	7.6	1.4	0.3	-0.4	1.5	1.6
Building materials, paint, and hardware wholesaling.....	57	3	-3.6	2.6	-0.8	-1.7	0.3	-0.1
Metals, minerals, and ores wholesaling ²	57	4	-8.8	5.5	-14.7	2.7	-6.2	-1.6
Chemicals and allied products wholesaling ²	57	5	2.0	10.4	-3.9	-1.8	0.1	0.6
Paper and plastics products wholesaling ²	57	6	-2.9	-1.2	-2.4	-0.5	0.3	-0.6
Food wholesaling ²	57	8101	5.0	0.9	1.3	2.8	2.0	-0.4
Automotive parts, including tires, retailing ²	58	6102	0.1	0.1	-2.0	-1.7	-2.0	0.6
Hardware, building material, and supplies retailing.....	58	D	12.4	-1.3	-0.1	-2.2	1.3	-0.3
Transportation and warehousing services for intermediate demand.....	ID6	32	3.9	-0.1	1.0	0.0	0.6	0.3
Rail transportation of freight and mail ²	30	11	2.9	1.1	-1.4	-0.1	0.9	0.2
Truck transportation of freight ²	30	12	-1.0	-0.2	0.7	-0.5	0.6	-0.6
Water transportation of freight ²	30	13	2.8	1.0	0.2	0.0	0.2	0.8
Air transportation of freight ²	30	14	4.3	-3.4	-0.1	1.2	3.8	-0.3
U.S. Postal Service ²	30	1601	7.1	0.0	3.2	0.0	0.0	0.0
Courier and messenger services, except air mail.....	30	1602	4.8	0.1	0.0	0.3	0.4	0.7
Air mail and package delivery services, excluding by USPS.....	30	1603	6.1	0.9	1.1	-0.5	0.5	0.6
Pipeline transportation ²	30	17	3.2	0.1	-0.7	0.0	1.5	0.1
Transportation of passengers (partial).....	30	2	-2.3	-0.7	3.0	1.7	-3.6	-4.2
Services related to water transportation ²	31	1	4.8	1.0	0.8	0.8	0.1	0.0
Arrangement of freight and cargo ²	31	31	19.5	-2.0	3.6	-4.0	3.7	9.3
Warehousing, storage, and related services ²	32	1	4.1	0.5	2.1	1.0	1.5	-1.4
Services less trade, transportation, and warehousing for intermediate demand.....	ID6	31	3.4	1.0	0.2	0.3	0.4	0.0
Network compensation from broadcast TV, cable TV, radio ²	35	-	0.0	0.2	0.0	0.0	0.0	0.0
Advertising space sales in periodicals and newspapers ²	36	11	-0.7	0.1	0.2	0.1	0.4	0.1
Advertising space sales in directories and mail lists ²	36	12	0.1	0.0	0.0	0.0	0.0	0.0
Television advertising time sales.....	36	2	-6.0	0.0	4.7	-6.1	1.7	1.2
Radio advertising time sales.....	36	3	-7.8	-16.6	7.4	0.4	-0.6	3.9
Internet advertising sales ²	36	6	7.6	5.3	0.0	0.0	7.4	0.0
Business wired telecommunication services ²	37	12	1.8	-0.4	1.1	-0.1	0.0	0.1
Wireless telecommunication services.....	37	2	0.2	0.1	0.0	0.1	0.1	-0.4
Cable and satellite subscriber services.....	37	3	5.1	0.8	0.8	-1.1	1.4	0.7
Bundled wired telecommunication access services ²	37	5	3.6	1.6	0.4	-0.3	3.1	-0.8
Data processing and related services ²	38	1	2.4	0.4	0.1	-0.3	0.4	0.4
Business loans (partial).....	39	11	-2.0	0.7	2.8	0.1	0.1	-0.6

See footnotes at end of table.

Table 2. Producer price index percentage changes for selected commodity groupings by Final Demand-Intermediate Demand category, seasonally adjusted — Continued
 [May 2024]

Grouping	Commodity code		Unadjusted 12-month percent change ¹	Seasonally adjusted 1-month percent change ¹				
	Group code	Item code		May 2023 to May 2024 ^P	Dec. to Jan.	Jan. to Feb. ^P	Feb. to Mar. ^P	Mar. to Apr. ^P
Deposit services (partial) ²	39	2	19.3	0.9	1.1	2.7	-0.2	0.4
Other credit intermediation, incl. trust services (partial) ²	39	3	-2.7	0.0	1.3	0.0	-3.4	0.8
Securities brokerage, dealing, investment advice, and related services ²	40	1	7.0	0.7	0.7	2.5	-0.1	-0.3
Portfolio management ²	40	2	15.9	6.8	0.1	0.7	4.4	-1.8
Investment banking ²	40	3	13.3	0.3	3.4	4.5	-0.4	1.6
Life insurance ²	41	1101	-2.1	-0.5	-0.3	0.0	-0.7	0.0
Health and medical insurance.....	41	1103	4.4	2.0	0.2	0.2	0.2	0.2
Property and casualty insurance ²	41	1104	7.3	0.4	0.4	0.4	0.2	0.7
Annuities ²	41	2	0.7	0.2	0.0	0.0	0.4	0.0
Commissions from sales of insurance ²	42	1	1.5	1.4	0.3	0.0	0.0	0.0
Nonresidential real estate rents ²	43	11	2.6	1.6	-3.6	-0.2	0.3	-0.5
Nonresidential property sales and leases ²	43	12	-3.6	-1.0	0.0	0.0	0.3	-0.2
Residential property management fees ²	43	22	3.9	3.3	-0.1	0.0	0.4	0.0
Passenger car rental.....	44	1	-0.3	-3.0	-2.0	4.1	1.7	-0.4
Truck, utility trailer, and RV rental and leasing ²	44	2	2.0	0.0	-0.4	0.6	1.4	-0.1
Construction, mining, and forestry machinery and equipment rental and leasing ²	44	3	-0.3	0.1	-0.9	1.1	-0.4	0.5
Legal services.....	45	1	8.3	2.2	0.6	0.1	1.6	0.3
Accounting services (partial).....	45	2	4.8	3.0	1.3	-0.7	-1.0	0.2
Architectural and engineering services.....	45	3	2.8	0.0	0.0	0.0	0.7	0.3
Management, scientific, and technical consulting services ²	45	4	5.1	-0.2	-0.4	0.2	1.6	0.0
Advertising and related services (partial) ²	45	5	0.0	0.0	0.3	0.0	0.0	0.1
Permanent placement services ²	46	1	-22.6	0.4	-16.4	0.0	4.3	-13.2
Executive search services ²	46	2	7.3	-0.4	-0.1	-1.4	1.4	0.0
Staffing services.....	46	3	-0.6	0.0	0.0	0.0	-0.4	-0.2
Security guard services ²	48	1	9.3	2.8	0.6	-0.1	0.2	-0.1
Janitorial services ²	49	1	0.0	1.9	0.0	0.0	-0.1	0.2
Waste collection.....	50	1	6.3	-0.1	-1.5	1.3	1.0	2.5
Traveler accommodation services.....	53	11	-0.8	3.0	-1.1	-1.3	2.6	-0.5
Commercial and industrial machinery and equipment repair and maintenance.....	55	1	7.1	1.2	-0.3	-0.3	1.2	1.2
Aircraft repair and maintenance.....	55	4	10.2	0.1	1.7	0.7	0.8	0.9
Metal treatment services ²	59	1	3.0	1.8	0.1	0.3	0.1	-0.6
Construction for intermediate demand.....	ID6	4	1.7	0.3	0.1	0.6	0.2	0.2
Maintenance and repair of non-residential buildings (partial) ²	80	2	1.8	0.3	0.1	0.6	0.2	0.2
Intermediate Demand by Production Flow								
Stage 4 intermediate demand.....	ID5	4	2.3	0.6	0.1	0.2	0.4	-0.2
Stage 4 intermediate demand goods.....	ID5	9411	0.3	-0.1	0.5	-0.2	0.4	-0.4
Grains.....	01	2	-26.6	-5.2	-8.3	2.6	-4.1	7.9
Meats.....	02	21	5.4	-3.6	2.3	0.6	-2.2	-0.7
Unprocessed and packaged fish.....	02	23	-1.4	5.7	-4.8	2.0	2.8	-0.6
Dairy products ²	02	3	2.1	-1.3	1.2	1.0	-0.3	1.7
Commercial electric power.....	05	42	1.5	-1.8	2.7	-1.0	1.2	-1.5
Industrial electric power.....	05	43	0.3	-2.0	2.0	-0.5	1.2	-3.1
Gasoline.....	05	71	0.9	-3.4	6.3	-3.0	5.0	-7.1
No. 2 diesel fuel.....	05	7303	-13.1	-0.7	14.9	1.8	2.8	-24.5
Basic organic chemicals.....	06	14	-6.4	-3.6	2.9	0.1	1.5	-1.6
Prepared paint ²	06	21	-1.3	0.1	-0.2	-0.1	-0.2	0.1
Medicinal and botanical chemicals ²	06	31	5.0	0.4	3.9	0.1	0.2	0.0
Biological products, including diagnostics.....	06	37	1.5	-0.9	-0.4	0.5	0.3	-0.1
Pharmaceutical preparations.....	06	38	1.6	-0.4	0.2	0.1	0.2	0.2
Plastic construction products ²	07	21	-0.6	0.5	-0.2	0.0	0.6	-0.3
Unsupported plastic film, sheet, and other shapes ²	07	22	-3.4	-1.1	0.7	0.1	1.1	-0.1
Parts for manufacturing from plastics ²	07	26	-0.1	0.1	0.0	0.8	0.0	0.0
Plastic packaging products ²	07	2A	-1.3	0.8	-0.5	0.3	0.6	-0.4
Lumber.....	08	1	-4.2	-0.9	-1.9	0.5	4.0	-2.6
Millwork.....	08	2	-0.2	-0.1	1.2	-0.6	0.3	-0.6
Paper boxes and containers ²	09	1503	-2.0	-0.5	0.0	-0.3	0.6	0.8
Commercial printing ²	09	47	1.6	0.8	0.2	0.1	-0.2	0.2
Steel mill products ²	10	17	-13.8	5.3	3.5	-8.1	-2.6	0.5
Nonferrous wire and cable ²	10	26	10.4	-0.1	0.2	0.6	3.0	6.4
Fabricated structural metal products.....	10	7	1.9	0.8	-0.5	-0.9	-0.2	-0.1
Other miscellaneous metal products ²	10	89	1.7	0.4	0.2	0.1	0.3	0.1
Air conditioning and refrigeration equipment.....	11	48	2.4	-1.1	1.2	-0.8	0.8	0.8
Wiring devices ²	11	71	-0.4	-0.6	0.6	-0.1	-0.2	0.3

See footnotes at end of table.

Table 2. Producer price index percentage changes for selected commodity groupings by Final Demand-Intermediate Demand category, seasonally adjusted — Continued
 [May 2024]

Grouping	Commodity code		Unadjusted 12-month percent change ¹	Seasonally adjusted 1-month percent change ¹				
	Group code	Item code		May 2023 to May 2024 ^P	Dec. to Jan.	Jan. to Feb. ^P	Feb. to Mar. ^P	Mar. to Apr. ^P
Electronic components and accessories.....	11	78	1.3	0.5	0.0	0.0	0.3	-0.8
Miscellaneous electrical machinery and equipment ²	11	79	1.2	0.2	0.4	0.0	0.0	-0.1
Internal combustion engines ²	11	94	4.6	2.0	0.0	0.0	0.4	0.1
Machine shop products ²	11	95	1.5	0.2	0.9	0.1	0.1	0.2
Concrete ingredients and related products.....	13	2	7.1	2.2	0.0	0.6	0.4	0.2
Concrete products.....	13	3	5.0	0.9	0.8	0.9	-0.7	-0.1
Prepared asphalt, tar roofing and siding products ²	13	61	4.5	-0.4	1.1	0.1	-2.1	2.7
Paving mixtures and blocks.....	13	94	2.4	-0.2	-0.4	1.0	0.1	-1.2
Motor vehicle parts ²	14	12	0.9	0.2	0.1	0.1	0.1	0.0
Aircraft engines and engine parts.....	14	23	3.7	0.5	0.7	0.1	0.2	0.3
Aircraft parts and auxiliary equipment, n.e.c.....	14	25	2.6	0.2	0.3	0.1	1.1	0.1
Medical, surgical and personal aid devices.....	15	6	3.2	0.6	0.5	0.2	0.4	0.2
Stage 4 intermediate demand services.....	ID5	9412	4.0	1.2	-0.2	0.4	0.4	0.0
Truck transportation of freight ²	30	12	-1.0	-0.2	0.7	-0.5	0.6	-0.6
Courier, messenger, and U.S. postal services.....	30	16	5.9	0.3	1.3	0.0	0.3	0.4
Airline passenger services.....	30	22	-2.3	-0.7	3.1	1.8	-3.6	-4.3
Warehousing, storage, and related services ²	32	1	4.1	0.5	2.1	1.0	1.5	-1.4
Advertising space sales in periodicals and newspapers ²	36	11	-0.7	0.1	0.2	0.1	0.4	0.1
Data processing and related services ²	38	1	2.4	0.4	0.1	-0.3	0.4	0.4
Business loans (partial).....	39	11	-2.0	0.7	2.8	0.1	0.1	-0.6
Deposit services (partial) ²	39	2	19.3	0.9	1.1	2.7	-0.2	0.4
Securities brokerage, dealing, investment advice, and related services ²	40	1	7.0	0.7	0.7	2.5	-0.1	-0.3
Portfolio management ²	40	2	15.9	6.8	0.1	0.7	4.4	-1.8
Investment banking ²	40	3	13.3	0.3	3.4	4.5	-0.4	1.6
Insurance.....	41	11	4.3	0.5	0.2	0.3	0.0	0.3
Annuities ²	41	2	0.7	0.2	0.0	0.0	0.4	0.0
Nonresidential real estate rents ²	43	11	2.6	1.6	-3.6	-0.2	0.3	-0.5
Nonresidential property sales and leases ²	43	12	-3.6	-1.0	0.0	0.0	0.3	-0.2
Nonresidential property management fees ²	43	13	6.8	-3.7	4.1	0.3	0.4	0.5
Residential property management fees ²	43	22	3.9	3.3	-0.1	0.0	0.4	0.0
Construction, mining, and forestry machinery and equipment rental and leasing ²	44	3	-0.3	0.1	-0.9	1.1	-0.4	0.5
Legal services.....	45	1	8.3	2.2	0.6	0.1	1.6	0.3
Advertising agency services ²	45	51	0.0	0.0	0.3	0.0	0.0	0.1
Accounting services (partial).....	45	2	4.8	3.0	1.3	-0.7	-1.0	0.2
Architectural and engineering services.....	45	3	2.8	0.0	0.0	0.0	0.7	0.3
Management, scientific, and technical consulting services ²	45	4	5.1	-0.2	-0.4	0.2	1.6	0.0
Staffing services.....	46	3	-0.6	0.0	0.0	0.0	-0.4	-0.2
Janitorial services ²	49	1	0.0	1.9	0.0	0.0	-0.1	0.2
Commercial and industrial machinery and equipment repair and maintenance.....	55	1	7.1	1.2	-0.3	-0.3	1.2	1.2
Machinery and equipment parts and supplies wholesaling ²	57	1102	7.6	1.4	0.3	-0.4	1.5	1.6
Building materials, paint, and hardware wholesaling.....	57	3	-3.6	2.6	-0.8	-1.7	0.3	-0.1
Metals, minerals, and ores wholesaling ²	57	4	-8.8	5.5	-14.7	2.7	-6.2	-1.6
Chemicals and allied products wholesaling ²	57	5	2.0	10.4	-3.9	-1.8	0.1	0.6
Paper and plastics products wholesaling ²	57	6	-2.9	-1.2	-2.4	-0.5	0.3	-0.6
Food and alcohol wholesaling ²	57	8	5.1	0.8	1.2	3.0	1.7	-0.4
Hardware and building materials and supplies retailing.....	58	D	12.4	-1.3	-0.1	-2.2	1.3	-0.3
Metal treatment services ²	59	1	3.0	1.8	0.1	0.3	0.1	-0.6
Stage 3 intermediate demand.....	ID5	3	0.6	0.3	0.9	-0.1	0.2	-0.7
Stage 3 intermediate demand goods.....	ID5	9311	-1.8	0.0	2.4	-0.3	0.2	-1.8
Slaughter cattle.....	01	31	15.4	1.3	1.6	7.7	-2.5	5.5
Slaughter hogs.....	01	32	17.7	-2.9	35.6	4.6	22.4	-10.8
Slaughter poultry.....	01	4	-11.4	-1.4	0.8	-3.5	-6.1	-1.3
Raw milk.....	01	6	2.2	1.1	5.1	0.1	-2.3	-1.4
Commercial electric power.....	05	42	1.5	-1.8	2.7	-1.0	1.2	-1.5
Industrial electric power.....	05	43	0.3	-2.0	2.0	-0.5	1.2	-3.1
Gasoline.....	05	71	0.9	-3.4	6.3	-3.0	5.0	-7.1
Jet fuel ²	05	7203	10.8	0.4	9.8	-5.4	0.3	-5.6
No. 2 diesel fuel.....	05	7303	-13.1	-0.7	14.9	1.8	2.8	-24.5
Finished lubricants ²	05	76	-0.2	0.3	-0.2	-0.9	0.0	0.0
Lubricating oil base stocks ²	05	78	-5.1	-3.6	-0.4	-4.7	-7.6	4.3
Asphalt.....	05	8102	5.2	2.7	-13.7	8.8	-4.6	3.2
Basic inorganic chemicals ²	06	13	-8.5	-1.1	-1.0	0.2	-0.1	1.6
Basic organic chemicals.....	06	14	-6.4	-3.6	2.9	0.1	1.5	-1.6
Paints and allied products ²	06	2	-2.6	-0.1	-0.1	0.0	-0.2	-0.5

See footnotes at end of table.

Table 2. Producer price index percentage changes for selected commodity groupings by Final Demand-Intermediate Demand category, seasonally adjusted — Continued
 [May 2024]

Grouping	Commodity code		Unadjusted 12-month percent change ¹	Seasonally adjusted 1-month percent change ¹				
	Group code	Item code		May 2023 to May 2024 ^P	Dec. to Jan.	Jan. to Feb. ^P	Feb. to Mar. ^P	Mar. to Apr. ^P
Agricultural chemicals and chemical products.....	06	5	-6.8	0.1	-1.1	0.0	-0.1	-1.1
Plastic resins and materials.....	06	6	-4.6	-0.6	0.8	-1.4	1.4	0.3
Synthetic rubber ²	07	1102	2.9	-1.6	1.2	3.6	4.3	2.0
Unsupported plastic film, sheet, and other shapes ²	07	22	-3.4	-1.1	0.7	0.1	1.1	-0.1
Paper ²	09	13	0.5	0.3	0.3	-0.2	0.6	0.7
Paperboard ²	09	14	-1.6	0.7	-0.2	0.2	0.5	0.3
Converted paper and paperboard products ²	09	15	-1.3	-0.3	0.2	-0.3	0.5	0.5
Commercial printing ²	09	47	1.6	0.8	0.2	0.1	-0.2	0.2
Foundry and forge shop products ²	10	15	0.8	0.7	0.6	0.4	-0.3	-0.2
Steel mill products ²	10	17	-13.8	5.3	3.5	-8.1	-2.6	0.5
Nonferrous mill shapes ²	10	25	2.4	0.0	0.2	0.2	1.8	3.8
Nonferrous foundry shop products.....	10	28	3.2	0.0	0.9	0.2	-0.2	1.1
Metal containers ²	10	3	-2.9	0.4	0.2	-0.4	-0.1	0.2
Structural, architectural, and pre-engineered metal products.....	10	74	1.5	1.2	-1.2	-1.6	-0.2	0.2
Bolts, nuts, screws, rivets, and washers ²	10	81	8.4	1.8	1.7	0.5	0.7	-0.1
Other miscellaneous metal products ²	10	89	1.7	0.4	0.2	0.1	0.3	0.1
General purpose machinery and equipment.....	11	4	3.7	-0.2	0.7	0.2	0.4	0.3
Electrical machinery and equipment.....	11	7	2.6	0.8	0.3	0.2	0.0	-0.1
Construction sand, gravel, and crushed stone.....	13	21	7.3	2.9	-0.1	0.3	0.6	0.2
Cement.....	13	22	6.8	0.3	0.3	1.4	0.0	0.4
Motor vehicle parts ²	14	12	0.9	0.2	0.1	0.1	0.1	0.0
Aircraft and aircraft equipment.....	14	2	3.6	0.5	0.3	0.1	0.3	0.1
Stage 3 intermediate demand services.....	ID5	9312	2.5	0.6	-0.3	0.0	0.2	0.3
Rail transportation of freight and mail ²	30	11	2.9	1.1	-1.4	-0.1	0.9	0.2
Courier, messenger, and U.S. postal services.....	30	16	5.9	0.3	1.3	0.0	0.3	0.4
Arrangement of freight and cargo ²	31	31	19.5	-2.0	3.6	-4.0	3.7	9.3
Freight forwarding ²	31	3201	-2.1	-0.4	-2.4	0.0	0.0	0.7
Warehousing, storage, and related services ²	32	1	4.1	0.5	2.1	1.0	1.5	-1.4
Advertising space sales in periodicals, newspapers, directories, and mailing lists ²	36	1	-0.6	0.1	0.2	0.0	0.4	0.1
Wired telephone services ²	37	1	1.6	-0.1	0.5	0.0	0.1	0.0
Bundled wired telecommunications access services ²	37	5	3.6	1.6	0.4	-0.3	3.1	-0.8
Data processing and related services ²	38	1	2.4	0.4	0.1	-0.3	0.4	0.4
Business loans (partial).....	39	11	-2.0	0.7	2.8	0.1	0.1	-0.6
Deposit services (partial) ²	39	2	19.3	0.9	1.1	2.7	-0.2	0.4
Securities brokerage, dealing, investment advice, and related services ²	40	1	7.0	0.7	0.7	2.5	-0.1	-0.3
Insurance.....	41	11	4.3	0.5	0.2	0.3	0.0	0.3
Nonresidential real estate rents ²	43	11	2.6	1.6	-3.6	-0.2	0.3	-0.5
Legal services.....	45	1	8.3	2.2	0.6	0.1	1.6	0.3
Accounting services (partial).....	45	2	4.8	3.0	1.3	-0.7	-1.0	0.2
Architectural and engineering services.....	45	3	2.8	0.0	0.0	0.0	0.7	0.3
Management, scientific, and technical consulting services ²	45	4	5.1	-0.2	-0.4	0.2	1.6	0.0
Advertising agency services ²	45	51	0.0	0.0	0.3	0.0	0.0	0.1
Staffing services.....	46	3	-0.6	0.0	0.0	0.0	-0.4	-0.2
Aircraft repair maintenance.....	55	4	10.2	0.1	1.7	0.7	0.8	0.9
Machinery and equipment parts and supplies wholesaling ²	57	1102	7.6	1.4	0.3	-0.4	1.5	1.6
Building materials, paint, and hardware wholesaling.....	57	3	-3.6	2.6	-0.8	-1.7	0.3	-0.1
Metals, minerals, and ores wholesaling ²	57	4	-8.8	5.5	-14.7	2.7	-6.2	-1.6
Chemicals and allied products wholesaling ²	57	5	2.0	10.4	-3.9	-1.8	0.1	0.6
Paper and plastics products wholesaling ²	57	6	-2.9	-1.2	-2.4	-0.5	0.3	-0.6
Food wholesaling ²	57	8101	5.0	0.9	1.3	2.8	2.0	-0.4
Metal treatment services ²	59	1	3.0	1.8	0.1	0.3	0.1	-0.6
Stage 2 intermediate demand.....	ID5	2	1.3	1.2	0.0	-0.9	1.4	-0.8
Stage 2 intermediate demand goods.....	ID5	9211	-1.0	1.7	-0.7	-2.4	3.1	-2.4
Corn.....	01	2202	-29.0	-6.5	-9.2	4.1	-4.9	6.7
Oilseeds.....	01	83	-15.9	-9.2	-8.9	0.4	-1.0	4.7
Prepared animal feeds.....	02	9	-8.7	-2.5	-2.4	-2.0	-0.5	0.2
Coal ²	05	1	7.9	0.4	6.2	-3.7	1.4	0.5
Natural gas ²	05	31	-22.5	16.5	-24.2	-36.5	-1.3	1.7
Liquefied petroleum gas ²	05	32	25.1	3.5	-0.3	0.1	5.7	-2.7
Crude petroleum ²	05	61	7.6	4.4	5.4	1.7	8.9	-8.7
No. 2 diesel fuel.....	05	7303	-13.1	-0.7	14.9	1.8	2.8	-24.5
Industrial chemicals.....	06	1	-6.8	-3.1	2.1	0.1	1.2	-1.1
Plastic resins and materials.....	06	6	-4.6	-0.6	0.8	-1.4	1.4	0.3
Plastic products ²	07	2	-0.8	0.2	-0.1	0.3	0.4	-0.2
Logs, bolts, timber, pulpwood, and wood chips ²	08	5	-4.1	0.1	-0.5	-0.2	-1.8	-0.2

See footnotes at end of table.

Table 2. Producer price index percentage changes for selected commodity groupings by Final Demand-Intermediate Demand category, seasonally adjusted — Continued
 [May 2024]

Grouping	Commodity code		Unadjusted 12-month percent change ¹	Seasonally adjusted 1-month percent change ¹				
	Group code	Item code		May 2023 to May 2024 ^P	Dec. to Jan.	Jan. to Feb. ^P	Feb. to Mar. ^P	Mar. to Apr. ^P
Paper ²	09	13	0.5	0.3	0.3	-0.2	0.6	0.7
Paperboard, excluding corrugated paperboard ²	09	1411	-2.0	0.7	-0.2	0.2	0.6	0.3
Commercial printing ²	09	47	1.6	0.8	0.2	0.1	-0.2	0.2
Iron and steel scrap.....	10	12	-13.2	-3.9	-3.7	-15.6	4.1	1.0
Steel mill products ²	10	17	-13.8	5.3	3.5	-8.1	-2.6	0.5
Nonferrous mill shapes ²	10	25	2.4	0.0	0.2	0.2	1.8	3.8
Electrical machinery and equipment.....	11	7	2.6	0.8	0.3	0.2	0.0	-0.1
Electronic components and accessories.....	11	78	1.3	0.5	0.0	0.0	0.3	-0.8
Stage 2 intermediate demand services.....	ID5	9212	3.0	0.8	0.6	0.1	0.3	0.3
Rail transportation of freight and mail ²	30	11	2.9	1.1	-1.4	-0.1	0.9	0.2
Truck transportation of freight ²	30	12	-1.0	-0.2	0.7	-0.5	0.6	-0.6
U.S. Postal Service ²	30	1601	7.1	0.0	3.2	0.0	0.0	0.0
Courier and messenger services, except air.....	30	1602	4.8	0.1	0.0	0.3	0.4	0.7
Air mail and package delivery services, excluding by USPS.....	30	1603	6.1	0.9	1.1	-0.5	0.5	0.6
Pipeline transportation ²	30	17	3.2	0.1	-0.7	0.0	1.5	0.1
Airline passenger services.....	30	22	-2.3	-0.7	3.1	1.8	-3.6	-4.3
Arrangement of freight and cargo ²	31	31	19.5	-2.0	3.6	-4.0	3.7	9.3
Television advertising time sales.....	36	21	-6.0	0.0	4.7	-6.1	1.7	1.2
Wireless telecommunication services.....	37	2	0.2	0.1	0.0	0.1	0.1	-0.4
Data processing and related services ²	38	1	2.4	0.4	0.1	-0.3	0.4	0.4
Securities brokerage, dealing, investment advice, and related services ²	40	1	7.0	0.7	0.7	2.5	-0.1	-0.3
Portfolio management ²	40	2	15.9	6.8	0.1	0.7	4.4	-1.8
Investment banking ²	40	31	13.3	0.3	3.4	4.5	-0.4	1.6
Insurance.....	41	11	4.3	0.5	0.2	0.3	0.0	0.3
Commissions from sales of insurance ²	42	11	1.5	1.4	0.3	0.0	0.0	0.0
Legal services.....	45	1	8.3	2.2	0.6	0.1	1.6	0.3
Accounting services (partial).....	45	2	4.8	3.0	1.3	-0.7	-1.0	0.2
Management, scientific, and technical consulting services ²	45	4	5.1	-0.2	-0.4	0.2	1.6	0.0
Advertising agency services ²	45	51	0.0	0.0	0.3	0.0	0.0	0.1
Staffing services.....	46	3	-0.6	0.0	0.0	0.0	-0.4	-0.2
Security guard services ²	48	1	9.3	2.8	0.6	-0.1	0.2	-0.1
Janitorial services ²	49	1	0.0	1.9	0.0	0.0	-0.1	0.2
Traveler accommodation services.....	53	1	-0.8	3.0	-1.1	-1.3	2.6	-0.5
Commercial and industrial machinery and equipment repair and maintenance.....	55	1	7.1	1.2	-0.3	-0.3	1.2	1.2
Hardware and building materials and supplies retailing.....	58	D	12.4	-1.3	-0.1	-2.2	1.3	-0.3
Stage 1 intermediate demand.....	ID5	1	0.7	0.4	0.4	-0.2	0.3	-0.8
Stage 1 intermediate demand goods.....	ID5	9111	-1.9	-0.2	1.3	-0.7	0.5	-1.6
Prepared animal feeds.....	02	9	-8.7	-2.5	-2.4	-2.0	-0.5	0.2
Commercial electric power.....	05	42	1.5	-1.8	2.7	-1.0	1.2	-1.5
Industrial electric power.....	05	43	0.3	-2.0	2.0	-0.5	1.2	-3.1
Commercial natural gas.....	05	52	-1.3	-0.2	2.1	0.4	-3.2	-3.8
Industrial natural gas.....	05	53	-4.8	3.6	-0.7	-0.2	-3.4	-5.3
Gasoline.....	05	71	0.9	-3.4	6.3	-3.0	5.0	-7.1
No. 2 diesel fuel.....	05	7303	-13.1	-0.7	14.9	1.8	2.8	-24.5
Industrial chemicals.....	06	1	-6.8	-3.1	2.1	0.1	1.2	-1.1
Prepared paint ²	06	21	-1.3	0.1	-0.2	-0.1	-0.2	0.1
Plastic construction products ²	07	21	-0.6	0.5	-0.2	0.0	0.6	-0.3
Recyclable paper ²	09	12	87.4	8.0	12.8	11.4	-0.6	1.2
Paper ²	09	13	0.5	0.3	0.3	-0.2	0.6	0.7
Converted paper and paperboard products ²	09	15	-1.3	-0.3	0.2	-0.3	0.5	0.5
Iron and steel scrap.....	10	12	-13.2	-3.9	-3.7	-15.6	4.1	1.0
Steel mill products ²	10	17	-13.8	5.3	3.5	-8.1	-2.6	0.5
Primary nonferrous metals ²	10	22	10.5	0.6	2.4	1.1	3.2	6.3
Nonferrous scrap.....	10	23	8.6	-2.1	-1.1	3.9	3.7	9.4
Nonferrous wire and cable ²	10	26	10.4	-0.1	0.2	0.6	3.0	6.4
Fabricated structural metal products.....	10	7	1.9	0.8	-0.5	-0.9	-0.2	-0.1
General purpose machinery and equipment.....	11	4	3.7	-0.2	0.7	0.2	0.4	0.3
Construction sand, gravel, and crushed stone.....	13	21	7.3	2.9	-0.1	0.3	0.6	0.2
Stage 1 intermediate demand services.....	ID5	9112	3.2	1.0	-0.5	0.3	0.1	0.0
Truck transportation of freight ²	30	12	-1.0	-0.2	0.7	-0.5	0.6	-0.6
Airline passenger services.....	30	22	-2.3	-0.7	3.1	1.8	-3.6	-4.3
Advertising space sales in periodicals, newspapers, directories, and mailing lists ²	36	1	-0.6	0.1	0.2	0.0	0.4	0.1
Business wired telecommunication services ²	37	12	1.8	-0.4	1.1	-0.1	0.0	0.1
Wireless telecommunication services.....	37	2	0.2	0.1	0.0	0.1	0.1	-0.4

See footnotes at end of table.

Table 2. Producer price index percentage changes for selected commodity groupings by Final Demand-Intermediate Demand category, seasonally adjusted — Continued
 [May 2024]

Grouping	Commodity code		Unadjusted 12-month percent change ¹	Seasonally adjusted 1-month percent change ¹				
	Group code	Item code		May 2023 to May 2024 ^p	Dec. to Jan.	Jan. to Feb. ^p	Feb. to Mar. ^p	Mar. to Apr. ^p
Bundled wired telecommunications access services ²	37	5	3.6	1.6	0.4	-0.3	3.1	-0.8
Business loans (partial).....	39	11	-2.0	0.7	2.8	0.1	0.1	-0.6
Deposit services (partial) ²	39	2	19.3	0.9	1.1	2.7	-0.2	0.4
Securities brokerage, dealing, investment advice, and related services ²	40	1	7.0	0.7	0.7	2.5	-0.1	-0.3
Portfolio management ²	40	2	15.9	6.8	0.1	0.7	4.4	-1.8
Investment banking ²	40	3	13.3	0.3	3.4	4.5	-0.4	1.6
Insurance.....	41	11	4.3	0.5	0.2	0.3	0.0	0.3
Nonresidential real estate rents ²	43	11	2.6	1.6	-3.6	-0.2	0.3	-0.5
Architectural and engineering services.....	45	3	2.8	0.0	0.0	0.0	0.7	0.3
Management consulting services ²	45	41	5.1	-0.2	-0.4	0.2	1.6	0.0
Waste collection.....	50	1	6.3	-0.1	-1.5	1.3	1.0	2.5
Traveler accommodation services.....	53	11	-0.8	3.0	-1.1	-1.3	2.6	-0.5
Commercial and industrial machinery and equipment repair and maintenance.....	55	1	7.1	1.2	-0.3	-0.3	1.2	1.2
Machinery and equipment parts and supplies wholesaling ²	57	1102	7.6	1.4	0.3	-0.4	1.5	1.6
Building materials, paint, and hardware wholesaling.....	57	3	-3.6	2.6	-0.8	-1.7	0.3	-0.1
Metals, minerals, and ores wholesaling ²	57	4	-8.8	5.5	-14.7	2.7	-6.2	-1.6
Chemicals and allied products wholesaling ²	57	5	2.0	10.4	-3.9	-1.8	0.1	0.6
Paper and plastics products wholesaling ²	57	6	-2.9	-1.2	-2.4	-0.5	0.3	-0.6
Hardware and building materials and supplies retailing.....	58	D	12.4	-1.3	-0.1	-2.2	1.3	-0.3
Mining services ²	60	1	2.9	-0.2	0.4	-0.9	1.6	0.0

¹ All indexes are subject to revision for 4 months after their originally scheduled publication to incorporate late reports and corrections by survey respondents. In addition, seasonally adjusted indexes are subject to change for up to 5 years due to the recalculation of seasonal factors published each January.

² Seasonal tests did not indicate the presence of seasonality. Data shown is not seasonally adjusted.

³ Trade indexes measure changes in margins received by wholesalers and retailers.

p Preliminary

"-" Data not available.

NOTE: The term "(partial)" denotes incomplete coverage of the index category.

Table 3. Producer price indexes for Final Demand-Intermediate Demand groupings, seasonally adjusted
 [May 2024, Index base Nov. 2009=100, unless otherwise indicated]

Grouping	Other index base	Commodity code		Seasonally adjusted index ¹				
		Group code	Item code	Jan. 2024	Feb. 2024 ^P	Mar. 2024 ^P	Apr. 2024 ^P	May 2024 ^P
Final Demand								
Final demand.....		FD	4	142.683	143.522	143.429	144.179	143.822
Final demand goods.....		FD	41	142.643	144.263	144.051	144.645	143.511
Final demand foods.....		FD	411	150.285	151.851	152.491	151.556	151.398
Finished consumer foods ²	00/82	FD	4111	267.816	272.578	273.484	271.937	270.733
Finished consumer foods, crude.....	00/82	FD	411113	267.911	295.326	283.436	271.076	250.470
Finished consumer foods, processed.....	00/82	FD	41112	266.645	269.215	271.344	270.840	271.501
Government purchased foods.....		FD	4112	155.412	157.024	157.982	156.991	156.932
Foods for export.....		FD	4113	143.986	140.400	141.497	140.300	142.489
Final demand energy.....		FD	412	138.482	143.814	141.975	144.766	137.875
Finished consumer energy goods ²	00/82	FD	4121	218.401	225.178	222.797	227.297	218.381
Government purchased energy.....		FD	4122	144.296	154.152	151.687	154.047	140.829
Energy for export.....		FD	4123	127.643	135.421	131.263	134.229	126.159
Final demand goods less foods and energy.....		FD	413	141.921	142.411	142.467	142.805	143.187
Finished goods less foods and energy ²	00/82	FD	4131	250.078	250.985	251.510	251.818	252.526
Finished consumer goods less foods and energy.....	00/82	FD	41311	277.267	278.295	278.651	278.964	280.060
Nondurable consumer goods less foods and energy.....	00/82	FD	413111	360.445	362.338	362.424	362.965	365.026
Durable consumer goods.....	00/82	FD	413112	192.110	192.364	192.922	193.028	193.263
Private capital equipment.....	00/82	FD	41312	215.272	216.033	216.683	216.973	217.311
Private capital equipment for manufacturing industries.....	00/82	FD	413121	231.943	232.927	233.957	234.229	235.165
Private capital equipment for nonmanufacturing industries.....	00/82	FD	413122	210.288	210.984	211.522	211.817	211.978
Government purchased goods, excluding foods and energy.....		FD	4132	138.216	138.662	138.993	139.356	139.346
Government purchased goods excluding foods, energy, and capital equipment.....		FD	41321	145.789	146.293	146.660	147.113	146.970
Government purchased capital equipment.....		FD	41322	126.589	126.957	127.239	127.488	127.636
Goods for export, excluding foods and energy.....		FD	4133	137.618	138.061	137.604	138.205	138.662
Final demand services.....		FD	42	141.562	142.077	142.031	142.865	142.846
Final demand trade services ³		FD	423	150.510	150.997	149.774	150.706	150.965
Trade of finished goods ²		FD	4231	148.347	148.969	147.775	148.367	148.936
Trade of personal consumption goods.....		FD	42311	148.766	149.323	148.520	147.911	149.757
Trade of private capital equipment.....		FD	42312	144.808	145.713	142.800	148.697	143.615
Trade of government purchased goods.....		FD	4232	163.768	164.271	162.794	166.306	164.206
Trade of government purchased goods, excluding capital equipment.....		FD	42321	171.043	170.704	170.807	171.114	172.553
Trade of government purchased capital equipment.....		FD	42322	151.328	153.078	149.266	157.510	150.169
Trade of exports.....		FD	4233	165.871	165.034	163.631	166.830	165.025
Final demand transportation and warehousing services.....		FD	422	149.192	150.983	151.317	150.603	148.537
Transportation of passengers for final demand.....		FD	4221	136.293	140.420	142.860	137.774	131.949
Transportation of private passengers.....		FD	42211	136.293	140.412	142.847	137.771	131.958
Transportation of government passengers.....		FD	42212	136.066	140.147	142.560	137.530	131.769
Transportation of passengers for export.....		FD	42213	136.301	140.464	142.925	137.796	131.920
Transportation and warehousing of goods for final demand.....		FD	4222	153.405	154.273	153.784	154.781	154.194
Transportation and warehousing of finished goods ²		FD	42221	151.136	152.051	151.517	152.474	151.785
Transportation and warehousing of personal consumption goods.....		FD	422211	151.718	152.682	152.158	153.109	152.441
Transportation and warehousing of private capital equipment.....		FD	422212	148.775	149.496	148.919	149.899	149.126
Transportation and warehousing of government purchased goods.....		FD	42222	152.358	153.452	153.164	154.354	153.634
Transportation and warehousing of exports.....		FD	42223	160.010	160.728	160.297	161.353	161.026
Final demand services less trade, transportation, and warehousing.....		FD	421	136.533	136.924	137.315	138.265	138.347
Finished services less trade, transportation, and warehousing ²		FD	4211	136.755	137.133	137.484	138.387	138.492
Finished consumer services less trade, transportation, and warehousing.....		FD	42111	136.250	136.678	137.071	137.895	137.978
Private capital investment services less trade, transportation, and warehousing.....		FD	42112	141.833	141.826	141.849	143.383	143.655
Government purchased services less trade, transportation, and warehousing.....		FD	4212	127.455	127.692	127.863	128.836	128.868
Gov. purchased services less trade, transportation, and warehousing, excl. capital investment.....		FD	42121	128.219	128.471	128.622	129.580	129.614
Government purchased capital investment services less trade, transportation, and warehousing.....		FD	42122	110.405	110.418	110.854	112.004	111.993
Services for export less trade, transportation, and warehousing.....		FD	4213	144.561	145.313	146.554	148.155	147.965
Final demand construction.....		FD	43	174.698	174.733	174.838	175.146	175.085
Construction for private capital investment.....		FD	431	178.761	178.825	178.959	179.224	179.208
Construction for government.....		FD	432	167.150	167.124	167.170	167.568	167.412
Final Demand Special Groupings								
Final demand less exports.....	04/10	FD	49101	140.378	141.267	141.187	141.892	141.536
Final demand less government.....	04/10	FD	49102	140.730	141.507	141.420	142.141	141.899
Final demand less foods, food and nonalcoholic beverages for immediate consumption, and energy ¹	04/10	FD	49103	140.996	141.517	141.482	142.137	142.198
Final demand less foods and energy ⁴	04/10	FD	49104	140.765	141.257	141.237	141.943	142.008
Final demand less foods and food and nonalcoholic beverages for immediate consumption ⁴	04/10	FD	49105	140.394	141.226	141.073	141.866	141.472

See footnotes at end of table.

Table 3. Producer price indexes for Final Demand-Intermediate Demand groupings, seasonally adjusted — Continued

[May 2024, Index base Nov. 2009=100, unless otherwise indicated]

Grouping	Other index base	Commodity code		Seasonally adjusted index ¹				
		Group code	Item code	Jan. 2024	Feb. 2024 ^P	Mar. 2024 ^P	Apr. 2024 ^P	May 2024 ^P
Final demand less foods ⁴	04/10	FD	49106	140.142	140.928	140.796	141.628	141.265
Final demand less energy.....	04/10	FD	49107	141.051	141.602	141.619	142.232	142.285
Final demand less trade services.....	01/10	FD	49108	139.189	140.095	140.251	140.952	140.463
Final demand less distributive services ⁵	01/10	FD	49109	138.745	139.654	139.838	140.527	140.042
Final demand goods less energy.....	01/10	FD	49111	142.234	142.951	143.132	143.192	143.452
Final demand goods less foods.....	04/10	FD	49112	137.960	139.555	139.171	140.070	138.757
Final demand services less trade services.....	04/10	FD	49113	136.522	137.040	137.423	138.209	138.089
Final demand distributive services ⁵	04/10	FD	49114	147.916	148.452	147.366	148.290	148.414
Final demand goods plus final demand distributive services ⁵	04/10	FD	49115	142.766	143.912	143.340	144.062	143.467
Final demand less foods, energy, and trade services ⁴	08/13	FD	49116	130.276	130.740	131.009	131.619	131.634
Private and government purchased capital equipment.....	08/13	FD	49117	130.028	130.477	130.855	131.042	131.238
Private and government purchased capital investment services.....	08/13	FD	49118	132.555	132.936	131.861	134.879	133.092
Total private and government purchased capital investment.....	08/13	FD	49119	134.475	134.833	134.446	136.058	135.228
Total finished ²	01/10	FD	49201	141.401	142.243	142.170	142.854	142.625
Total finished less foods, food and nonalcoholic beverages for immediate consumption, and energy ^{2, 4}	12/10	FD	49202	140.419	140.925	140.902	141.532	141.692
Total finished less foods and energy ^{2, 4}	01/10	FD	49203	141.278	141.789	141.777	142.410	142.563
Total finished less foods and food and nonalcoholic beverages for immediate consumption ^{2, 4}	12/10	FD	49204	139.503	140.237	140.123	140.886	140.688
Total finished less foods ^{2, 4}	01/10	FD	49205	140.916	141.658	141.554	142.323	142.118
Total finished less energy ²	01/10	FD	49206	141.782	142.412	142.429	142.979	143.087
Finished goods ²	00/82	FD	49207	254.981	258.283	258.131	259.184	256.951
Finished goods less energy ²	00/82	FD	49208	253.983	255.921	256.547	256.355	256.547
Finished goods, excluding foods ^{2, 4}	00/82	FD	49209	250.943	253.852	253.423	255.155	252.658
Finished services ²	01/10	FD	49210	139.783	140.303	140.231	140.957	141.067
Private capital investment services.....	04/10	FD	49211	142.610	142.983	141.878	145.000	143.216
Finished distributive services ^{2, 5}	04/10	FD	49212	145.627	146.272	145.181	145.805	146.211
Finished services less trade services ²	04/10	FD	49213	136.391	136.873	137.218	137.992	137.931
Finished services less distributive services ^{2, 5}	04/10	FD	49214	135.851	136.309	136.703	137.469	137.442
Total private capital investment (goods, services, and construction).....	04/10	FD	49215	142.360	142.738	142.313	144.062	143.189
Finished goods plus finished distributive services ²	04/10	FD	49216	143.814	145.076	144.506	145.110	144.663
Total exports.....	04/10	FD	49301	140.430	140.848	140.678	141.630	141.307
Goods for export.....	00/82	FD	49302	231.071	231.732	230.912	231.797	232.082
Services for export.....	04/10	FD	49303	152.895	153.370	153.619	155.210	154.196
Total government purchases.....	04/10	FD	49401	137.313	138.702	138.554	139.488	137.885
Government purchased goods.....	00/82	FD	49402	230.228	235.086	234.574	235.746	230.216
Government purchased services.....	04/10	FD	49403	135.207	135.630	135.575	136.811	136.315
Total government purchased capital investment (goods, services, construction).....	08/13	FD	49404	133.146	133.500	133.224	134.531	133.679
Government purchases, defense.....	05/15	FD	49405	124.141	125.806	125.319	126.194	124.599
Government purchases, non-defense.....	05/15	FD	49406	131.729	132.879	132.896	133.780	132.293
Personal consumption.....	01/10	FD	49501	141.100	142.048	142.056	142.496	142.415
Personal consumption goods (finished consumer goods).....	00/82	FD	49502	271.775	276.191	275.685	277.073	273.712
Personal consumption goods less energy.....	00/82	FD	49503	273.740	276.396	276.993	276.495	276.590
Personal consumption goods less foods.....	00/82	FD	49504	271.547	275.781	274.680	277.303	273.051
Personal consumption nondurable goods less foods.....	00/82	FD	49508	306.255	312.319	310.466	314.227	307.935
Personal consumption services.....	04/10	FD	49505	138.824	139.365	139.453	139.806	140.208
Personal consumption less trade services.....	04/10	FD	49506	138.593	139.634	139.845	140.546	139.983
Personal consumption less distributive services ⁵	04/10	FD	49507	138.353	139.398	139.636	140.329	139.769
Personal consumption less foods and energy.....	04/14	FD	49510	130.052	130.556	130.647	130.957	131.350
Personal consumption less foods, energy, and trade services ³	04/14	FD	49511	127.865	128.366	128.709	129.283	129.279
Personal consumption less foods, energy, and distributive services ⁵	04/14	FD	49512	127.907	128.393	128.773	129.337	129.359
Personal consumption goods plus personal consumption distributive services ⁵	08/13	FD	49509	132.328	133.649	133.179	133.315	133.223
Intermediate Demand by Commodity Type								
Processed goods								
Processed goods for intermediate demand.....	00/82	ID6	1	254.209	257.788	256.459	257.861	254.048
Materials and components for manufacturing.....	00/82	ID6	11	232.171	233.959	232.741	233.257	233.637
Materials for manufacturing.....		ID6	111	142.994	144.578	143.219	143.606	143.914
Materials for food manufacturing.....	00/82	ID6	1111	246.367	250.435	252.689	252.929	253.616
Materials for nondurable manufacturing.....	00/82	ID6	1112	257.917	259.770	260.236	262.277	261.103
Materials for durable manufacturing.....	00/82	ID6	1113	280.819	284.522	276.199	275.539	278.159
Components for manufacturing.....	00/82	ID6	112	189.474	189.919	190.207	190.481	190.634
Components for nondurable manufacturing.....		ID6	1121	145.497	146.006	146.278	147.108	147.208
Components for durable manufacturing.....		ID6	1122	133.809	134.116	134.317	134.481	134.590
Materials and components for construction.....	00/82	ID6	12	354.563	355.475	355.882	356.946	356.823
Materials for construction.....		ID6	121	168.476	169.260	170.121	170.865	170.456
Components for construction.....		ID6	122	180.369	180.536	180.178	180.517	180.751
Processed fuels and lubricants for intermediate demand.....	00/82	ID6	13	238.189	251.355	247.759	252.415	232.291
Processed fuels and lubricants to manufacturing industries.....	00/82	ID6	131	247.728	254.445	251.525	254.530	239.039

See footnotes at end of table.

Table 3. Producer price indexes for Final Demand-Intermediate Demand groupings, seasonally adjusted — Continued

[May 2024, Index base Nov. 2009=100, unless otherwise indicated]

Grouping	Other index base	Commodity code		Seasonally adjusted index ¹				
		Group code	Item code	Jan. 2024	Feb. 2024 ^P	Mar. 2024 ^P	Apr. 2024 ^P	May 2024 ^P
Processed fuels and lubricants to nonmanufacturing industries.....	00/82	ID6	132	235.451	250.700	246.882	252.073	230.441
Containers for intermediate demand.....	00/82	ID6	14	304.379	304.579	303.869	305.086	306.544
Supplies for intermediate demand.....	00/82	ID6	15	250.199	250.167	250.006	250.422	250.649
Supplies to manufacturing industries.....	00/82	ID6	151	246.709	246.730	247.359	248.547	248.882
Supplies to nonmanufacturing industries.....	00/82	ID6	152	248.755	248.715	248.432	248.725	248.934
Supplies to nonmanufacturing industries, feeds.....	00/82	ID6	1521	224.963	217.264	212.731	210.611	210.885
Supplies to nonmanufacturing industries, other than feeds.....	00/82	ID6	1522	253.848	254.805	255.074	255.683	255.886
Unprocessed goods								
Unprocessed goods for intermediate demand.....	00/82	ID6	2	244.751	243.936	240.295	246.236	241.878
Unprocessed foodstuffs and feedstuffs.....	00/82	ID6	21	208.890	212.186	215.616	214.352	216.390
Unprocessed nonfood materials.....	00/82	ID6	22	260.200	256.419	247.775	258.717	249.879
Unprocessed nonfood materials except fuel.....	00/82	ID6	221	315.585	321.959	325.013	341.527	327.676
Unprocessed nonfood materials except fuel to manufacturing industries.....	00/82	ID6	2211	290.491	296.688	299.584	315.551	302.085
Unprocessed nonfood materials except fuel to nonmanufacturing industries.....	00/82	ID6	2212	368.909	368.697	370.301	371.833	372.246
Unprocessed fuel.....	00/82	ID6	222	143.049	120.250	89.902	89.789	90.851
Unprocessed fuel to manufacturing industries.....	00/82	ID6	2221	230.064	232.415	214.003	216.395	217.779
Unprocessed fuel to nonmanufacturing industries.....	00/82	ID6	2222	142.225	117.359	85.472	85.215	86.289
Services								
Services for intermediate demand.....		ID6	3	149.437	149.411	149.753	150.220	150.414
Trade services for intermediate demand ⁵		ID6	33	178.161	175.272	175.484	175.073	176.253
Trade services for manufacturing industries.....	12/12	ID6	331	164.296	160.298	160.742	160.471	161.167
Trade services for nonmanufacturing industries.....	12/12	ID6	332	157.089	155.814	155.764	155.298	156.713
Transportation and warehousing services for intermediate demand.....		ID6	32	157.358	158.864	158.874	159.788	160.242
Transportation of passengers for intermediate demand.....		ID6	321	136.129	140.209	142.621	137.593	131.834
Transportation of passengers for manufacturing industries.....		ID6	3211	136.277	140.437	142.897	137.771	131.899
Transportation of passengers for nonmanufacturing industries.....		ID6	3212	136.172	140.244	142.650	137.633	131.887
Transportation and warehousing of goods for intermediate demand.....		ID6	322	159.670	160.938	160.724	162.195	163.231
Transportation and warehousing of goods for manufacturing industries.....	12/12	ID6	3221	130.270	130.307	130.151	131.458	131.118
Transportation and warehousing of goods for nonmanufacturing industries.....	12/12	ID6	3222	143.334	144.763	144.564	145.854	147.128
Services less trade, transportation, and warehousing for intermediate demand.....		ID6	31	140.399	140.702	141.129	141.697	141.632
Services less trade, transportation, and warehousing for manufacturing industries.....		ID6	311	132.637	132.565	133.030	133.652	133.735
Services less trade, transportation, and warehousing for nonmanufacturing industries.....		ID6	312	140.644	140.960	141.385	141.952	141.881
Construction								
Construction for intermediate demand.....		ID6	4	146.391	146.520	147.363	147.665	147.974
Intermediate Demand by Commodity Type Special Groupings								
Processed materials less foods and feeds.....	00/82	ID6	9111	255.696	259.566	258.063	259.661	255.397
Processed foods and feeds.....	00/82	ID6	9112	239.931	240.637	241.023	240.485	241.120
Processed energy goods.....	00/82	ID6	9113	239.295	252.542	248.926	253.609	233.378
Processed materials less energy.....	00/82	ID6	9118	254.873	255.999	255.257	255.824	256.149
Processed materials less foods and energy.....	00/82	ID6	9115	256.307	257.485	256.599	257.307	257.591
Intermediate distributive services ⁶	04/10	ID6	9116	167.595	166.551	166.575	166.986	168.087
Processed goods plus intermediate distributive services.....	04/10	ID6	9117	146.121	147.267	146.745	147.414	146.194
Unprocessed materials less agricultural products.....	00/82	ID6	9211	267.549	264.805	254.394	267.807	257.438
Unprocessed energy materials ⁷	00/82	ID6	9212	200.285	198.053	187.388	200.310	187.029
Unprocessed materials less energy.....	00/82	ID6	9213	264.511	265.179	268.007	267.717	271.177
Unprocessed nonfood materials less energy ⁸	00/82	ID6	9216	430.833	423.296	424.173	426.927	434.788
Intermediate Demand by Production Flow								
Stage 4 Intermediate Demand								
Stage 4 intermediate demand.....		ID5	4	150.341	150.522	150.766	151.336	151.082
Inputs to stage 4 goods producers.....		ID5	41	146.658	146.254	146.052	146.437	146.971
Goods.....		ID5	411	138.532	138.554	138.139	138.341	138.803
Foods.....		ID5	4111	141.700	138.817	139.081	138.979	140.354
Energy.....		ID5	4112	140.035	140.103	129.996	137.594	136.410
Goods excluding foods and energy.....		ID5	4113	138.142	138.608	138.178	138.357	138.696
Services.....		ID5	412	173.705	171.868	172.384	173.385	174.160
Trade services.....		ID5	4123	187.018	184.332	184.930	185.906	187.072
Transportation and warehousing services.....		ID5	4122	136.500	136.781	137.136	137.471	136.355
Transportation of passengers.....		ID5	41221	136.300	140.463	142.924	137.795	131.919
Transportation and warehousing of goods.....		ID5	41222	145.578	145.119	145.086	146.512	146.252
Services less trade, transportation, and warehousing.....		ID5	4121	133.012	133.062	133.355	134.549	134.749
Inputs to stage 4 services producers.....		ID5	42	148.421	148.936	149.490	150.157	149.624

See footnotes at end of table.

Table 3. Producer price indexes for Final Demand-Intermediate Demand groupings, seasonally adjusted — Continued
 [May 2024, Index base Nov. 2009=100, unless otherwise indicated]

Grouping	Other index base	Commodity code		Seasonally adjusted index ¹				
		Group code	Item code	Jan. 2024	Feb. 2024 ^P	Mar. 2024 ^P	Apr. 2024 ^P	May 2024 ^P
Goods.....		ID5	421	145.397	147.255	147.093	147.932	146.237
Foods.....		ID5	4211	146.212	147.535	149.130	149.433	150.069
Energy.....		ID5	4212	139.107	144.122	142.441	144.390	138.298
Goods excluding foods and energy.....		ID5	4213	147.967	148.118	148.312	148.657	148.847
Services.....		ID5	422	149.209	149.271	150.064	150.672	150.529
Trade services.....		ID5	4223	165.903	164.567	164.850	165.515	166.557
Transportation and warehousing services.....		ID5	4222	152.638	155.374	155.921	156.306	155.633
Transportation of passengers.....		ID5	42221	135.774	139.896	142.334	137.254	131.435
Transportation and warehousing of goods.....		ID5	42222	156.139	158.651	158.880	160.194	160.389
Services less trade, transportation, and warehousing.....		ID5	4221	145.999	145.931	146.798	147.418	147.206
Construction.....		ID5	423	146.391	146.520	147.363	147.665	147.974
Inputs to stage 4 construction producers.....		ID5	43	164.018	164.110	164.050	164.624	163.769
Goods.....		ID5	431	167.828	168.838	168.835	169.705	168.452
Energy.....		ID5	4312	145.501	153.253	150.419	155.874	141.960
Goods excluding foods and energy.....		ID5	4313	173.919	174.282	174.563	174.994	174.979
Services.....		ID5	432	154.172	151.957	151.752	151.585	151.729
Trade services.....		ID5	4323	176.190	170.421	169.793	168.043	168.281
Transportation and warehousing services.....		ID5	4322	145.720	146.283	145.844	146.772	145.935
Transportation of passengers.....		ID5	43221	142.077	146.409	148.970	143.632	137.519
Transportation and warehousing of goods.....		ID5	43222	146.582	147.058	146.543	147.627	146.913
Services less trade, transportation, and warehousing.....		ID5	4321	133.154	132.912	133.157	133.887	134.321
Stage 3 Intermediate Demand								
Stage 3 intermediate demand.....		ID5	3	146.062	147.432	147.255	147.578	146.592
Inputs to stage 3 goods producers.....		ID5	31	153.482	154.563	154.468	154.159	153.981
Goods.....		ID5	311	147.218	149.588	149.363	149.177	149.038
Foods.....		ID5	3111	153.739	159.303	161.540	159.798	158.925
Energy.....		ID5	3112	137.550	135.501	134.147	135.858	129.671
Goods excluding foods and energy.....		ID5	3113	149.133	150.476	149.268	149.625	150.145
Services.....		ID5	312	167.292	163.305	163.717	162.952	162.640
Trade services.....		ID5	3123	177.741	169.954	170.765	168.715	168.545
Transportation and warehousing services.....		ID5	3122	149.063	149.606	149.348	149.946	149.134
Transportation of passengers.....		ID5	31221	145.120	149.550	152.170	146.711	140.458
Transportation and warehousing of goods.....		ID5	31222	149.070	149.399	148.982	149.913	149.403
Services less trade, transportation, and warehousing.....		ID5	3121	136.822	136.563	136.940	137.632	137.864
Inputs to stage 3 services producers.....		ID5	32	139.373	140.974	140.750	141.516	139.933
Goods.....		ID5	321	121.735	128.367	127.301	129.083	119.197
Foods.....		ID5	3211	154.938	154.112	154.006	153.354	153.638
Energy.....		ID5	3212	118.666	129.431	127.429	129.946	113.534
Goods excluding foods and energy.....		ID5	3213	136.166	136.526	136.934	137.668	137.781
Services.....		ID5	322	143.837	144.128	144.112	144.615	145.199
Trade services.....		ID5	3223	198.322	196.868	196.655	195.091	196.805
Transportation and warehousing services.....		ID5	3222	165.895	167.646	167.458	168.851	171.115
Transportation of passengers.....		ID5	32221	104.463	104.655	104.742	104.494	104.236
Transportation and warehousing of goods.....		ID5	32222	166.414	168.173	167.985	169.385	171.661
Services less trade, transportation, and warehousing.....		ID5	3221	135.014	135.010	135.052	135.437	135.494
Construction.....		ID5	323	146.391	146.520	147.363	147.665	147.974
Inputs to stage 3 construction producers.....		ID5	33	142.315	142.023	141.347	142.121	142.325
Goods.....		ID5	331	134.174	134.547	135.001	136.385	136.412
Goods excluding foods and energy.....		ID5	3313	170.970	171.445	172.023	173.787	173.821
Services.....		ID5	332	170.890	169.763	167.638	167.780	168.224
Trade services.....		ID5	3323	175.924	174.742	172.310	172.422	172.927
Transportation and warehousing services.....		ID5	3322	116.953	115.897	115.957	117.306	117.586
Transportation and warehousing of goods.....		ID5	33222	123.448	122.334	122.398	123.821	124.116
Services less trade, transportation, and warehousing.....		ID5	3321	128.060	127.671	128.410	128.260	127.997
Stage 2 Intermediate Demand								
Stage 2 intermediate demand.....		ID5	2	135.572	135.623	134.387	136.272	135.184
Inputs to stage 2 goods producers.....		ID5	21	122.759	121.894	119.708	122.894	120.669
Goods.....		ID5	211	117.257	116.154	112.960	116.913	113.846
Foods.....		ID5	2111	148.099	139.614	137.753	136.832	139.092
Energy.....		ID5	2112	88.840	87.905	83.437	89.126	83.310
Goods excluding foods and energy.....		ID5	2113	140.463	141.023	140.133	141.746	142.489
Services.....		ID5	212	152.961	152.767	153.605	154.657	154.918
Trade services.....		ID5	2123	172.635	171.753	173.589	174.337	175.241
Transportation and warehousing services.....		ID5	2122	170.320	169.923	170.308	172.672	172.802
Transportation of passengers.....		ID5	21221	136.675	140.662	143.018	138.104	132.477
Transportation and warehousing of goods.....		ID5	21222	172.277	171.667	171.957	174.677	175.087
Services less trade, transportation, and warehousing.....		ID5	2121	138.744	139.504	139.797	140.073	139.776
Construction.....		ID5	213	146.391	146.520	147.363	147.665	147.974

See footnotes at end of table.

Table 3. Producer price indexes for Final Demand-Intermediate Demand groupings, seasonally adjusted — Continued
 [May 2024, Index base Nov. 2009=100, unless otherwise indicated]

Grouping	Other index base	Commodity code		Seasonally adjusted index ¹				
		Group code	Item code	Jan. 2024	Feb. 2024 ^P	Mar. 2024 ^P	Apr. 2024 ^P	May 2024 ^P
Inputs to stage 2 services producers.....		ID5	22	146.721	147.894	147.863	148.093	148.433
Goods.....		ID5	221	143.149	144.268	143.783	144.183	143.220
Foods.....		ID5	2211	112.661	111.343	110.928	109.478	108.986
Energy.....		ID5	2212	147.220	158.645	154.243	156.448	140.116
Goods excluding foods and energy.....		ID5	2213	143.596	144.073	143.843	144.150	144.188
Services.....		ID5	222	146.741	147.940	147.946	148.152	148.653
Trade services.....		ID5	2223	186.939	186.676	187.516	182.046	189.566
Transportation and warehousing services.....		ID5	2222	149.352	150.923	149.544	150.891	155.440
Transportation of passengers.....		ID5	22221	136.722	140.867	143.317	138.210	132.359
Transportation and warehousing of goods.....		ID5	22222	152.262	153.364	151.273	153.816	160.301
Services less trade, transportation, and warehousing.....		ID5	2221	145.547	146.794	146.863	147.251	147.128
Construction.....		ID5	223	146.391	146.520	147.363	147.665	147.974
Stage 1 Intermediate Demand								
Stage 1 intermediate demand.....		ID5	1	145.885	146.462	146.170	146.642	145.479
Inputs to stage 1 goods producers.....		ID5	11	143.566	143.249	141.616	141.901	141.634
Goods.....		ID5	111	139.166	140.129	137.872	138.374	137.949
Foods.....		ID5	1111	135.635	130.511	131.771	130.215	133.609
Energy.....		ID5	1112	122.693	127.554	122.871	125.151	119.329
Goods excluding foods and energy.....		ID5	1113	147.307	148.387	146.060	146.496	146.713
Services.....		ID5	112	159.891	155.831	155.981	155.639	155.825
Trade services.....		ID5	1123	177.020	169.393	169.409	167.500	167.914
Transportation and warehousing services.....		ID5	1122	158.522	159.382	160.498	161.745	160.910
Transportation of passengers.....		ID5	11221	136.274	140.436	142.897	137.768	131.894
Transportation and warehousing of goods.....		ID5	11222	162.232	162.265	163.035	165.848	166.272
Services less trade, transportation, and warehousing.....		ID5	1121	112.588	112.808	112.955	114.335	114.363
Construction.....		ID5	113	146.391	146.520	147.363	147.665	147.974
Inputs to stage 1 services producers.....		ID5	12	146.060	147.090	147.553	148.138	146.563
Goods.....		ID5	121	143.825	147.178	147.004	148.190	143.079
Foods.....		ID5	1211	127.985	144.703	138.846	140.360	131.902
Energy.....		ID5	1212	146.580	156.648	155.832	158.881	141.803
Goods excluding foods and energy.....		ID5	1213	150.524	150.789	150.948	151.316	151.610
Services.....		ID5	122	146.327	146.372	147.102	147.430	147.354
Trade services.....		ID5	1223	177.906	175.957	175.558	174.597	176.286
Transportation and warehousing services.....		ID5	1222	144.467	147.224	147.903	146.723	145.009
Transportation of passengers.....		ID5	12221	136.193	140.352	142.811	137.686	131.815
Transportation and warehousing of goods.....		ID5	12222	164.271	166.586	166.402	167.171	167.460
Services less trade, transportation, and warehousing.....		ID5	1221	141.785	141.638	142.478	143.142	143.128
Construction.....		ID5	123	146.391	146.520	147.363	147.665	147.974
Inputs to stage 1 construction producers.....		ID5	13	163.121	164.141	164.047	164.559	162.715
Goods.....		ID5	131	164.004	165.810	166.320	167.010	164.265
Energy.....		ID5	1312	124.267	138.011	138.389	141.966	114.351
Goods excluding foods and energy.....		ID5	1313	171.475	171.869	172.403	172.755	172.970
Services.....		ID5	132	161.995	161.079	159.492	159.569	159.940
Trade services.....		ID5	1323	172.988	171.424	169.377	169.160	169.908
Transportation and warehousing services.....		ID5	1322	119.995	120.803	120.313	121.078	120.372
Transportation and warehousing of goods.....		ID5	13222	124.119	124.955	124.448	125.239	124.509
Services less trade, transportation, and warehousing.....		ID5	1321	140.944	140.115	140.647	141.160	142.333
Intermediate Demand by Production Flow Special Groupings								
Total goods inputs to stage 4 intermediate demand.....	04/10	ID5	9411	143.436	144.198	143.949	144.468	143.941
Total services inputs to stage 4 intermediate demand.....	04/10	ID5	9412	152.876	152.518	153.201	153.803	153.803
Total construction inputs to stage 4 intermediate demand.....	04/10	ID5	9413	145.178	145.306	146.142	146.442	146.748
Total foods inputs to stage 4 intermediate demand.....	04/10	ID5	9414	140.490	139.433	140.249	140.320	141.354
Total energy goods inputs to stage 4 intermediate demand.....	04/10	ID5	9415	128.609	133.455	131.482	133.958	127.379
Total goods less foods and energy inputs to stage 4 intermediate demand.....	04/10	ID5	9416	147.256	147.628	147.498	147.769	147.991
Total goods inputs to stage 3 intermediate demand.....	04/10	ID5	9311	133.690	136.956	136.546	136.869	134.365
Total services inputs to stage 3 intermediate demand.....	04/10	ID5	9312	146.848	146.428	146.461	146.751	147.184
Total construction inputs to stage 3 intermediate demand.....	04/10	ID5	9313	145.178	145.306	146.142	146.442	146.748
Total foods inputs to stage 3 intermediate demand.....	04/10	ID5	9314	136.846	141.749	143.722	142.180	141.412
Total energy goods inputs to stage 3 intermediate demand.....	04/10	ID5	9315	119.197	127.854	125.986	128.336	113.755
Total goods less foods and energy inputs to stage 3 intermediate demand.....	04/10	ID5	9316	141.230	142.352	141.471	141.896	142.323
Total goods inputs to stage 2 intermediate demand.....	04/10	ID5	9211	114.168	113.344	110.579	113.981	111.275
Total services inputs to stage 2 intermediate demand.....	04/10	ID5	9212	148.699	149.573	149.776	150.182	150.629
Total construction inputs to stage 2 intermediate demand.....	04/10	ID5	9213	145.178	145.306	146.142	146.442	146.748
Total foods inputs to stage 2 intermediate demand.....	04/10	ID5	9214	148.524	140.100	138.250	137.314	139.544
Total energy goods inputs to stage 2 intermediate demand.....	04/10	ID5	9215	87.635	86.858	82.483	88.015	82.204
Total goods less foods and energy inputs to stage 2 intermediate demand.....	04/10	ID5	9216	133.138	133.648	132.955	134.187	134.732
Total goods inputs to stage 1 intermediate demand.....	04/10	ID5	9111	128.759	130.453	129.482	130.160	128.039

See footnotes at end of table.

Table 3. Producer price indexes for Final Demand-Intermediate Demand groupings, seasonally adjusted — Continued

[May 2024, Index base Nov. 2009=100, unless otherwise indicated]

Grouping	Other index base	Commodity code		Seasonally adjusted index ¹				
		Group code	Item code	Jan. 2024	Feb. 2024 ^p	Mar. 2024 ^p	Apr. 2024 ^p	May 2024 ^p
Total services inputs to stage 1 intermediate demand.....	04/10	ID5	9112	148.915	148.193	148.669	148.864	148.863
Total construction inputs to stage 1 intermediate demand.....	04/10	ID5	9117	145.178	145.306	146.142	146.442	146.748
Total foods inputs to stage 1 intermediate demand.....	04/10	ID5	9114	127.378	123.066	124.086	122.694	125.610
Total energy goods inputs to stage 1 intermediate demand.....	04/10	ID5	9115	130.205	138.178	135.963	138.648	125.717
Total goods less foods and energy inputs to stage 1 intermediate demand.....	04/10	ID5	9116	127.068	127.638	126.832	127.161	127.361

¹ All indexes are subject to revision for 4 months after their originally scheduled publication to incorporate late reports and corrections by survey respondents. In addition, seasonally adjusted indexes are subject to change for up to 5 years due to the recalculation of seasonal factors published each January.

² PPI defines Total finished as including only the personal consumption and private capital investment portions of final demand.

³ Trade indexes measure changes in margins received by wholesalers and retailers.

⁴ The PPI definition of foods does not include food and beverages for immediate consumption. PPI defines food and beverages for immediate consumption as the service of preparing meals, snacks, and beverages to customer order for immediate on-premises and off-premises consumption.

⁵ Distributive services include transportation, warehousing, and trade of goods.

⁶ Includes intermediate trade, transportation, and warehousing services.

⁷ Includes crude petroleum.

⁸ Excludes crude petroleum.

p Preliminary

“-” Data not available.

Table 4. Producer price index percentage changes and weights for Final Demand-Intermediate Demand groupings, not seasonally adjusted
[May 2024]

Title	Commodity code		Relative Importance Dec. 2023 ¹	Unadjusted 12-month percent change ² May 2023 to May 2024 ^P	Unadjusted 1-month percent change ²				
	Group code	Item code			Dec. to Jan.	Jan. to Feb. ^P	Feb. to Mar. ^P	Mar. to Apr. ^P	Apr. to May ^P
Final Demand									
Final demand.....	FD	4	100.000	2.2	0.7	0.8	0.3	0.6	-0.3
Final demand goods.....	FD	41	30.162	1.6	0.6	1.4	0.5	0.6	-0.5
Final demand foods.....	FD	411	5.633	1.3	0.0	1.1	0.7	0.1	0.0
Finished consumer foods ³	FD	4111	4.307	2.8	0.5	1.7	0.5	0.1	-0.3
Finished consumer foods, crude.....	FD	41113	0.351	0.7	8.0	10.3	-4.3	-4.1	-7.9
Finished consumer foods, processed.....	FD	41112	3.956	3.0	-0.2	0.9	1.0	0.5	0.4
Government purchased foods.....	FD	4112	0.410	3.1	-1.1	0.7	1.1	0.5	0.1
Foods for export.....	FD	4113	0.916	-6.6	-1.6	-1.5	1.2	0.1	1.3
Final demand energy.....	FD	412	5.517	1.8	1.6	5.4	1.7	2.2	-3.4
Finished consumer energy goods ³	FD	4121	4.292	2.1	2.2	4.9	2.6	2.3	-2.7
Government purchased energy.....	FD	4122	0.834	-0.4	-0.3	7.4	-1.1	1.2	-6.9
Energy for export.....	FD	4123	0.391	2.4	-0.2	7.0	-2.8	2.5	-4.9
Final demand goods less foods and energy.....	FD	413	19.012	1.7	0.5	0.4	0.1	0.2	0.3
Finished goods less foods and energy ³	FD	4131	10.933	2.3	0.5	0.4	0.1	0.1	0.3
Finished consumer goods less foods and energy.....	FD	41311	5.811	2.0	0.4	0.4	0.1	0.1	0.4
Nondurable consumer goods less foods and energy.....	FD	413111	3.522	2.6	0.5	0.6	0.0	0.1	0.5
Durable consumer goods.....	FD	413112	2.289	1.2	0.2	0.1	0.2	0.1	0.1
Private capital equipment.....	FD	41312	5.122	2.6	0.7	0.3	0.2	0.1	0.2
Private capital equipment for manufacturing industries.....	FD	413121	1.254	3.5	0.9	0.4	0.4	0.2	0.4
Private capital equipment for nonmanufacturing industries.....	FD	413122	3.868	2.3	0.6	0.3	0.2	0.1	0.1
Government purchased goods, excluding foods and energy.....	FD	4132	1.971	2.1	0.8	0.3	0.2	0.2	0.0
Government purchased goods excluding foods, energy, and capital equipment.....	FD	41321	1.146	0.6	0.5	0.3	0.2	0.2	-0.1
Government purchased capital equipment.....	FD	41322	0.825	4.2	1.2	0.2	0.1	0.2	0.1
Goods for export, excluding foods and energy.....	FD	4133	6.108	0.6	0.3	0.4	-0.1	0.4	0.3
Final demand services.....	FD	42	67.184	2.6	0.7	0.5	0.2	0.6	-0.2
Final demand trade services ⁴	FD	423	19.195	-0.6	0.1	0.7	-0.4	0.7	-0.2
Trade of finished goods ³	FD	4231	16.558	-1.0	-0.2	0.8	-0.3	0.5	0.0
Trade of personal consumption goods.....	FD	42311	13.605	-0.3	-0.5	0.9	0.0	-0.3	0.8
Trade of private capital equipment.....	FD	42312	2.953	-4.3	1.1	0.7	-1.7	4.2	-3.6
Trade of government purchased goods.....	FD	4232	0.745	1.9	1.3	0.3	-0.9	2.2	-1.3
Trade of government purchased goods, excluding capital equipment.....	FD	42321	0.474	4.3	0.0	-0.2	0.1	0.2	0.9
Trade of government purchased capital equipment.....	FD	42322	0.271	-2.0	3.7	1.2	-2.5	5.5	-4.7
Trade of exports.....	FD	4233	1.892	1.9	2.6	-0.5	-0.8	2.0	-1.1
Final demand transportation and warehousing services.....	FD	422	4.931	-0.3	0.0	0.8	0.8	-0.1	-1.6
Transportation of passengers for final demand.....	FD	4221	1.271	-2.3	-1.2	1.5	4.2	-2.1	-5.0
Transportation of private passengers.....	FD	42211	0.857	-2.3	-1.2	1.5	4.2	-2.1	-4.9
Transportation of government passengers.....	FD	42212	0.103	-2.2	-1.2	1.5	4.1	-2.1	-4.9
Transportation of passengers for export.....	FD	42213	0.311	-2.3	-1.2	1.5	4.2	-2.1	-5.0
Transportation and warehousing of goods for final demand.....	FD	4222	3.660	0.4	0.4	0.5	-0.3	0.6	-0.4
Transportation and warehousing of finished goods ³	FD	42221	2.368	0.0	0.1	0.6	-0.4	0.6	-0.5
Transportation and warehousing of personal consumption goods.....	FD	422211	1.908	0.2	0.2	0.6	-0.4	0.6	-0.5
Transportation and warehousing of private capital equipment.....	FD	422212	0.460	-0.5	-0.1	0.5	-0.4	0.7	-0.5
Transportation and warehousing of government purchased goods.....	FD	42222	0.220	0.9	0.0	0.7	-0.2	0.7	-0.5
Transportation and warehousing of exports.....	FD	42223	1.072	1.1	1.0	0.4	-0.3	0.5	-0.3
Final demand services less trade, transportation, and warehousing.....	FD	421	43.059	4.5	1.0	0.4	0.4	0.6	0.0
Finished services less trade, transportation, and warehousing ³	FD	4211	37.528	4.4	0.9	0.4	0.4	0.5	0.0
Finished consumer services less trade, transportation, and warehousing.....	FD	42111	33.067	4.5	1.1	0.5	0.5	0.5	-0.1
Private capital investment services less trade, transportation, and warehousing.....	FD	42112	4.461	3.3	-0.3	-0.1	-0.1	1.1	0.3
Government purchased services less trade, transportation, and warehousing.....	FD	4212	2.810	4.4	1.4	0.2	0.2	0.7	-0.1
Gov. purchased services less trade, transportation, and warehousing, excl. capital investment.....	FD	42121	2.647	4.5	1.5	0.2	0.1	0.7	-0.1
Government purchased capital investment services less trade, transportation, and warehousing.....	FD	42122	0.163	2.3	-0.4	0.0	0.4	1.0	0.0
Services for export less trade, transportation, and warehousing.....	FD	4213	2.721	6.1	1.4	0.4	0.7	1.2	-0.3
Final demand construction.....	FD	43	2.654	-0.9	0.3	0.0	0.1	0.2	0.0
Construction for private capital investment.....	FD	431	1.844	-1.0	0.3	0.0	0.1	0.1	0.0
Construction for government.....	FD	432	0.810	-0.7	0.4	0.0	0.0	0.2	-0.1
Special Groupings of Final Demand									
Final demand less exports.....	FD	49101	86.589	2.4	0.6	0.8	0.3	0.5	-0.3
Final demand less government.....	FD	49102	92.097	2.2	0.6	0.7	0.3	0.6	-0.2

See footnotes at end of table.

Table 4. Producer price index percentage changes and weights for Final Demand-Intermediate Demand groupings, not seasonally adjusted — Continued
 [May 2024]

Title	Commodity code		Relative Importance Dec. 2023 ¹	Unadjusted 12-month percent change ² May 2023 to May 2024 ^P	Unadjusted 1-month percent change ²				
	Group code	Item code			Dec. to Jan.	Jan. to Feb. ^P	Feb. to Mar. ^P	Mar. to Apr. ^P	Apr. to May ^P
Final demand less foods, food and nonalcoholic beverages for immediate consumption, and energy ⁵	FD	49103	88.421	2.3	0.7	0.5	0.2	0.4	-0.1
Final demand less foods and energy ⁵	FD	49104	88.850	2.3	0.6	0.5	0.2	0.5	-0.1
Final demand less foods and food and nonalcoholic beverages for immediate consumption ⁵	FD	49105	93.938	2.2	0.7	0.8	0.3	0.6	-0.3
Final demand less foods ⁵	FD	49106	94.367	2.3	0.7	0.7	0.3	0.6	-0.3
Final demand less energy.....	FD	49107	94.483	2.3	0.6	0.5	0.2	0.5	-0.1
Final demand less trade services.....	FD	49108	80.805	2.9	0.8	0.8	0.4	0.5	-0.3
Final demand less distributive services ⁶	FD	49109	77.145	3.1	0.8	0.8	0.5	0.5	-0.3
Final demand goods less energy.....	FD	49111	24.645	1.6	0.4	0.5	0.2	0.2	0.2
Final demand goods less foods.....	FD	49112	24.529	1.7	0.8	1.5	0.4	0.7	-0.6
Final demand services less trade services.....	FD	49113	47.990	4.0	0.9	0.4	0.4	0.5	-0.2
Final demand distributive services ⁶	FD	49114	22.855	-0.5	0.2	0.6	-0.4	0.7	-0.2
Final demand goods plus final demand distributive services ⁶	FD	49115	53.017	0.7	0.4	1.1	0.1	0.6	-0.4
Final demand less foods, energy, and trade services ⁵	FD	49116	69.655	3.2	0.8	0.4	0.3	0.4	-0.1
Private and government purchased capital equipment.....	FD	49117	5.947	2.8	0.8	0.3	0.2	0.2	0.2
Private and government purchased capital investment services.....	FD	49118	8.308	0.1	0.3	0.3	-0.8	2.3	-1.3
Total private and government purchased capital investment.....	FD	49119	14.255	0.9	0.5	0.3	-0.3	1.2	-0.6
Total finished ³	FD	49201	78.687	2.4	0.6	0.8	0.4	0.5	-0.2
Total finished less foods, food and nonalcoholic beverages for immediate consumption, and energy ^{3,5}	FD	49202	69.663	2.4	0.5	0.5	0.2	0.4	0.0
Total finished less foods and energy ^{3,5}	FD	49203	70.088	2.4	0.5	0.5	0.2	0.4	0.0
Total finished less foods and food and nonalcoholic beverages for immediate consumption ^{3,5}	FD	49204	73.955	2.4	0.6	0.8	0.3	0.5	-0.2
Total finished less foods ^{3,5}	FD	49205	74.380	2.4	0.6	0.8	0.3	0.5	-0.2
Total finished less energy ³	FD	49206	74.395	2.4	0.5	0.6	0.2	0.4	-0.1
Finished goods ³	FD	49207	19.532	2.4	0.9	1.7	0.8	0.6	-0.6
Finished goods less energy ³	FD	49208	15.240	2.4	0.5	0.7	0.3	0.1	0.1
Finished goods, excluding foods ^{3,5}	FD	49209	15.225	2.2	1.0	1.6	0.9	0.8	-0.6
Finished services ³	FD	49210	57.311	2.5	0.5	0.5	0.2	0.5	-0.1
Private capital investment services.....	FD	49211	7.874	0.1	0.2	0.3	-0.8	2.2	-1.2
Finished distributive services ^{3,6}	FD	49212	18.926	-0.9	-0.2	0.8	-0.3	0.5	-0.1
Finished services less trade services ³	FD	49213	40.753	4.0	0.9	0.4	0.4	0.5	-0.1
Finished services less distributive services ^{3,6}	FD	49214	38.385	4.2	0.9	0.4	0.5	0.5	-0.1
Total private capital investment (goods, services, and construction).....	FD	49215	14.840	0.8	0.4	0.3	-0.3	1.3	-0.6
Finished goods plus finished distributive services ^{3,6}	FD	49216	38.458	0.8	0.4	1.2	0.2	0.6	-0.3
Total exports.....	FD	49301	13.411	1.4	0.7	0.4	0.0	0.8	-0.3
Goods for export.....	FD	49302	7.415	-0.2	0.1	0.5	-0.1	0.5	0.2
Services for export.....	FD	49303	5.996	3.4	1.6	0.2	0.2	1.1	-0.8
Total government purchases.....	FD	49401	7.903	2.3	0.8	1.0	0.0	0.7	-1.0
Government purchased goods.....	FD	49402	3.215	1.6	0.3	2.2	-0.1	0.5	-1.8
Government purchased services.....	FD	49403	3.878	3.5	1.2	0.3	0.0	0.9	-0.4
Total government purchased capital investment (goods, services, construction).....	FD	49404	2.069	1.3	1.1	0.2	-0.2	1.0	-0.6
Government purchases, defense.....	FD	49405	2.356	3.2	0.8	1.3	-0.3	0.8	-1.2
Government purchases, non-defense.....	FD	49406	5.547	1.9	0.7	0.9	0.1	0.6	-0.9
Personal consumption.....	FD	49501	63.847	2.8	0.7	0.9	0.5	0.3	-0.1
Personal consumption goods (finished consumer goods).....	FD	49502	14.410	2.3	1.0	2.1	1.0	0.8	-0.8
Personal consumption goods less energy.....	FD	49503	10.118	2.4	0.4	0.9	0.3	0.1	0.1
Personal consumption goods less foods.....	FD	49504	10.103	2.0	1.2	2.3	1.2	1.1	-1.0
Personal consumption nondurable goods less foods.....	FD	49508	7.814	2.3	1.4	2.9	1.5	1.4	-1.3
Personal consumption services.....	FD	49505	49.437	2.9	0.6	0.6	0.4	0.2	0.1
Personal consumption less trade services.....	FD	49506	50.242	3.6	1.0	1.0	0.6	0.5	-0.4
Personal consumption less distributive services ⁶	FD	49507	48.334	3.7	1.0	1.0	0.7	0.5	-0.4
Personal consumption less foods and energy.....	FD	49510	55.248	2.8	0.6	0.6	0.3	0.2	0.1
Personal consumption less foods, energy, and trade services ⁴	FD	49511	41.643	3.8	0.9	0.5	0.4	0.4	-0.1
Personal consumption less foods, energy, and distributive services ⁶	FD	49512	39.735	4.0	1.0	0.5	0.5	0.3	-0.1
Personal consumption goods plus personal consumption distributive services ⁶	FD	49509	29.923	1.0	0.2	1.5	0.5	0.3	-0.1
Intermediate Demand by Commodity Type									
Processed goods									
Processed goods for intermediate demand.....	ID6	1	100.000	-0.7	0.2	1.5	-0.2	0.5	-1.0
Materials and components for manufacturing.....	ID6	11	43.169	-1.0	0.4	0.9	-0.3	0.4	0.3
Materials for manufacturing.....	ID6	111	26.499	-2.6	0.3	1.2	-0.7	0.6	0.4
Materials for food manufacturing.....	ID6	1111	4.375	2.4	-1.3	1.5	1.2	1.0	0.4
Materials for nondurable manufacturing.....	ID6	1112	11.774	-3.0	-0.8	0.9	0.6	1.0	-0.3
Materials for durable manufacturing.....	ID6	1113	10.350	-4.2	2.2	1.6	-2.8	-0.1	1.2
Components for manufacturing.....	ID6	112	16.670	1.6	0.5	0.2	0.2	0.2	0.1

See footnotes at end of table.

Table 4. Producer price index percentage changes and weights for Final Demand-Intermediate Demand groupings, not seasonally adjusted — Continued
[May 2024]

Title	Commodity code		Relative Importance Dec. 2023 ¹	Unadjusted 12-month percent change ² May 2023 to May 2024 ^P	Unadjusted 1-month percent change ²				
	Group code	Item code			Dec. to Jan.	Jan. to Feb. ^P	Feb. to Mar. ^P	Mar. to Apr. ^P	Apr. to May ^P
Components for nondurable manufacturing.....	ID6	1121	0.804	-0.1	-0.1	0.4	0.2	0.6	0.1
Components for durable manufacturing.....	ID6	1122	15.866	1.7	0.5	0.2	0.2	0.2	0.1
Materials and components for construction.....	ID6	12	10.782	2.0	0.8	0.4	0.2	0.2	-0.1
Materials for construction.....	ID6	121	4.753	2.5	1.3	0.6	0.5	0.1	-0.3
Components for construction.....	ID6	122	6.029	1.5	0.4	0.1	0.0	0.4	0.1
Processed fuels and lubricants for intermediate demand.....	ID6	13	18.656	-1.7	-0.1	5.8	-0.6	1.3	-6.0
Processed fuels and lubricants to manufacturing industries.....	ID6	131	4.711	-2.3	-0.7	4.0	-2.3	0.3	-4.6
Processed fuels and lubricants to nonmanufacturing industries.....	ID6	132	13.945	-1.5	0.1	6.5	0.0	1.6	-6.5
Containers for intermediate demand.....	ID6	14	3.090	-1.6	0.1	0.1	-0.3	0.4	0.5
Supplies for intermediate demand.....	ID6	15	24.303	-0.4	0.0	0.1	0.1	0.3	0.1
Supplies to manufacturing industries.....	ID6	151	3.234	0.6	0.5	0.0	0.3	0.5	0.1
Supplies to nonmanufacturing industries.....	ID6	152	21.069	-0.5	0.0	0.1	0.1	0.3	0.1
Supplies to nonmanufacturing industries, feeds.....	ID6	1521	2.208	-10.9	-1.9	-2.2	-1.3	-0.8	0.1
Supplies to nonmanufacturing industries, other than feeds.....	ID6	1522	18.861	0.7	0.2	0.4	0.2	0.4	0.1
Unprocessed goods									
Unprocessed goods for intermediate demand.....	ID6	2	100.000	-1.6	2.3	0.2	-0.9	3.4	-1.8
Unprocessed foodstuffs and feedstuffs.....	ID6	21	37.665	-3.5	-0.5	2.4	2.8	1.9	0.8
Unprocessed nonfood materials.....	ID6	22	62.334	-0.3	4.0	-1.1	-3.1	4.4	-3.4
Unprocessed nonfood materials except fuel.....	ID6	221	51.132	1.6	2.3	2.5	1.2	5.0	-4.1
Unprocessed nonfood materials except fuel to manufacturing industries.....	ID6	2211	48.525	1.3	2.3	2.6	1.2	5.3	-4.3
Unprocessed nonfood materials except fuel to nonmanufacturing industries.....	ID6	2212	2.607	-7.0	3.9	0.2	0.4	0.3	0.3
Unprocessed fuel.....	ID6	222	11.202	-11.4	11.6	-15.9	-25.2	-0.1	1.2
Unprocessed fuel to manufacturing industries.....	ID6	2221	1.016	4.3	2.8	1.0	-7.9	1.1	0.6
Unprocessed fuel to nonmanufacturing industries.....	ID6	2222	10.186	-13.3	12.5	-17.5	-27.2	-0.3	1.3
Services									
Services for intermediate demand.....	ID6	3	100.000	3.4	1.3	-0.1	0.2	0.4	-0.1
Trade services for intermediate demand ⁴	ID6	33	18.284	2.9	1.1	-1.6	0.3	-0.1	0.6
Trade services for manufacturing industries.....	ID6	331	9.046	2.2	2.1	-2.5	0.3	-0.1	0.4
Trade services for nonmanufacturing industries.....	ID6	332	9.238	3.6	0.2	-0.7	0.2	0.0	0.8
Transportation and warehousing services for intermediate demand.....	ID6	32	14.025	3.9	0.7	0.8	0.2	0.5	0.2
Transportation of passengers for intermediate demand.....	ID6	321	1.039	-2.2	-1.2	1.5	4.1	-2.1	-4.9
Transportation of passengers for manufacturing industries.....	ID6	3211	0.124	-2.3	-1.2	1.5	4.2	-2.1	-5.0
Transportation of passengers for nonmanufacturing industries.....	ID6	3212	0.915	-2.2	-1.2	1.4	4.1	-2.1	-4.9
Transportation and warehousing of goods for intermediate demand.....	ID6	322	12.986	4.4	0.9	0.7	-0.2	0.8	0.6
Transportation and warehousing of goods for manufacturing industries.....	ID6	3221	2.724	1.1	0.1	0.0	-0.2	0.9	-0.2
Transportation and warehousing of goods for nonmanufacturing industries.....	ID6	3222	10.262	5.3	1.1	0.9	-0.2	0.7	0.8
Services less trade, transportation, and warehousing for intermediate demand.....	ID6	31	67.691	3.4	1.5	0.1	0.1	0.5	-0.3
Services less trade, transportation, and warehousing for manufacturing industries.....	ID6	311	2.126	4.3	2.1	0.1	0.4	0.4	0.0
Services less trade, transportation, and warehousing for nonmanufacturing industries.....	ID6	312	65.565	3.4	1.5	0.1	0.1	0.5	-0.3
Construction									
Construction for intermediate demand.....	ID6	4	100.000	1.7	0.3	0.1	0.6	0.2	0.2
Special Groupings of Intermediate Demand by Commodity Type									
Processed materials less foods and feeds.....	ID6	9111	91.107	-0.7	0.4	1.6	-0.3	0.5	-1.1
Processed foods and feeds.....	ID6	9112	8.893	-0.9	-1.3	0.5	0.6	0.5	0.4
Processed energy goods.....	ID6	9113	18.656	-1.7	-0.1	5.9	-0.6	1.3	-6.0
Processed materials less energy.....	ID6	9118	81.344	-0.5	0.3	0.5	-0.1	0.4	0.2
Processed materials less foods and energy.....	ID6	9115	72.451	-0.4	0.5	0.5	-0.2	0.3	0.2
Intermediate distributive services ⁷	ID6	9116	31.270	3.5	1.0	-0.6	0.1	0.3	0.6
Processed goods plus intermediate distributive services.....	ID6	9117	-	0.6	0.5	0.9	-0.1	0.5	-0.5
Unprocessed materials less agricultural products.....	ID6	9211	57.180	2.6	4.6	-0.9	-3.6	4.9	-4.0
Unprocessed energy materials ⁸	ID6	9212	37.534	3.0	6.4	-1.1	-5.4	6.9	-6.6
Unprocessed materials less energy.....	ID6	9213	62.466	-3.9	-0.2	1.1	2.0	1.4	1.1
Unprocessed nonfood materials less energy ⁹	ID6	9216	24.801	-4.5	0.2	-0.8	0.7	0.6	1.7
Intermediate Demand by Production Flow									
Stage 4 Intermediate Demand									
Stage 4 intermediate demand.....	ID5	4	100.000	2.3	1.1	0.1	0.2	0.5	-0.1
Inputs to stage 4 goods producers.....	ID5	41	29.667	0.3	0.7	-0.2	-0.1	0.4	0.4
Goods.....	ID5	411	21.624	-0.9	0.3	0.1	-0.2	0.4	0.4

See footnotes at end of table.

Table 4. Producer price index percentage changes and weights for Final Demand-Intermediate Demand groupings, not seasonally adjusted — Continued
 [May 2024]

Title	Commodity code		Relative Importance Dec. 2023 ¹	Unadjusted 12-month percent change ² May 2023 to May 2024 ^P	Unadjusted 1-month percent change ²				
	Group code	Item code			Dec. to Jan.	Jan. to Feb. ^P	Feb. to Mar. ^P	Mar. to Apr. ^P	Apr. to May ^P
Foods.....	ID5	4111	2.954	-6.2	-1.2	-1.5	0.2	1.0	1.2
Energy.....	ID5	4112	0.170	-0.8	-0.1	1.0	-5.1	6.2	-0.2
Goods excluding foods and energy.....	ID5	4113	18.500	0.0	0.6	0.3	-0.3	0.2	0.3
Services.....	ID5	412	8.043	3.7	1.6	-1.0	0.3	0.6	0.4
Trade services.....	ID5	4123	6.035	3.7	1.8	-1.5	0.4	0.6	0.6
Transportation and warehousing services.....	ID5	4122	4.092	1.1	-0.1	-0.1	0.6	0.5	-0.9
Transportation of passengers.....	ID5	41221	0.076	-2.3	-1.2	1.5	4.2	-2.1	-5.0
Transportation and warehousing of goods.....	ID5	41222	0.416	1.7	0.2	-0.3	0.0	1.0	-0.2
Services less trade, transportation, and warehousing.....	ID5	4121	1.516	4.2	1.5	0.4	0.2	0.8	0.0
Inputs to stage 4 services producers.....	ID5	42	55.647	3.5	1.3	0.2	0.3	0.5	-0.4
Goods.....	ID5	421	13.690	0.9	0.2	1.1	0.2	0.3	-0.7
Foods.....	ID5	4211	2.275	2.5	-1.2	1.0	1.7	1.4	0.6
Energy.....	ID5	4212	4.008	-0.3	0.7	2.9	-0.6	-0.2	-2.8
Goods excluding foods and energy.....	ID5	4213	7.407	1.1	0.5	0.1	0.2	0.3	0.1
Services.....	ID5	422	41.904	4.3	1.7	-0.1	0.4	0.6	-0.3
Trade services.....	ID5	4223	4.118	3.8	1.5	-0.8	0.2	0.5	0.6
Transportation and warehousing services.....	ID5	4222	3.751	4.1	0.7	1.5	0.6	0.4	-0.6
Transportation of passengers.....	ID5	42221	0.484	-2.3	-1.2	1.5	4.2	-2.1	-5.0
Transportation and warehousing of goods.....	ID5	42222	3.267	5.1	1.0	1.5	0.1	0.7	0.0
Services less trade, transportation, and warehousing.....	ID5	4221	34.035	4.4	1.8	-0.2	0.4	0.6	-0.3
Construction.....	ID5	423	0.053	1.7	0.3	0.1	0.6	0.2	0.2
Inputs to stage 4 construction producers.....	ID5	43	14.686	1.8	0.9	0.4	0.5	0.5	-0.4
Goods.....	ID5	431	10.699	2.1	0.9	1.0	0.6	0.6	-0.5
Energy.....	ID5	4312	0.763	-1.5	1.2	9.9	4.3	5.3	-6.0
Goods excluding foods and energy.....	ID5	4313	9.936	2.4	0.9	0.3	0.3	0.2	0.0
Services.....	ID5	432	3.987	1.1	0.8	-1.4	0.0	0.1	0.0
Trade services.....	ID5	4323	1.737	0.2	1.0	-3.2	0.0	-0.5	0.1
Transportation and warehousing services.....	ID5	4322	0.661	-0.3	-0.1	0.4	-0.2	0.7	-0.6
Transportation of passengers.....	ID5	43221	0.015	-2.3	-1.2	1.5	4.2	-2.1	-5.0
Transportation and warehousing of goods.....	ID5	43222	0.646	-0.2	-0.1	0.3	-0.4	0.7	-0.5
Services less trade, transportation, and warehousing.....	ID5	4321	1.589	2.5	0.9	0.0	0.2	0.4	0.1
Stage 3 Intermediate Demand									
Stage 3 intermediate demand.....	ID5	3	100.000	0.6	0.7	1.0	0.0	0.6	-0.6
Inputs to stage 3 goods producers.....	ID5	31	43.622	-1.6	0.6	0.9	0.4	0.7	0.0
Goods.....	ID5	311	33.726	-2.0	0.3	1.9	0.4	0.9	0.1
Foods.....	ID5	3111	10.039	-2.9	-0.8	3.8	2.7	2.0	-0.4
Energy.....	ID5	3112	1.161	-1.4	-0.5	1.2	-0.4	4.1	-2.6
Goods excluding foods and energy.....	ID5	3113	22.526	-1.6	0.9	1.1	-0.7	0.3	0.5
Services.....	ID5	312	9.896	0.0	1.6	-2.4	0.4	-0.4	-0.2
Trade services.....	ID5	3123	5.529	-1.0	2.5	-4.4	0.6	-1.0	-0.1
Transportation and warehousing services.....	ID5	3122	2.903	0.2	0.1	0.3	-0.1	0.5	-0.6
Transportation of passengers.....	ID5	31221	0.148	-2.3	-1.2	1.5	4.2	-2.1	-5.0
Transportation and warehousing of goods.....	ID5	31222	2.755	0.3	0.2	0.2	-0.3	0.6	-0.3
Services less trade, transportation, and warehousing.....	ID5	3121	1.464	3.1	1.1	0.0	0.4	0.4	0.0
Inputs to stage 3 services producers.....	ID5	32	55.201	2.3	0.8	1.2	-0.2	0.6	-1.0
Goods.....	ID5	321	9.933	-1.0	-0.5	6.1	-0.7	1.3	-6.2
Foods.....	ID5	3211	0.089	-2.4	-0.8	-0.5	-0.1	-0.4	0.1
Energy.....	ID5	3212	5.844	-2.8	-1.2	10.3	-1.3	1.9	-10.4
Goods excluding foods and energy.....	ID5	3213	4.000	1.5	0.4	0.3	0.4	0.5	0.1
Services.....	ID5	322	44.663	3.1	1.1	0.1	-0.2	0.4	0.2
Trade services.....	ID5	3223	2.808	2.7	-1.3	-0.8	0.0	-0.7	0.9
Transportation and warehousing services.....	ID5	3222	10.562	6.7	1.2	1.0	-0.1	0.7	1.3
Transportation of passengers.....	ID5	32221	0.021	-0.1	-0.1	0.1	0.2	-0.1	-0.3
Transportation and warehousing of goods.....	ID5	32222	10.541	6.7	1.2	1.0	-0.1	0.7	1.3
Services less trade, transportation, and warehousing.....	ID5	3221	31.293	2.0	1.3	-0.1	-0.2	0.4	-0.3
Construction.....	ID5	323	0.605	1.7	0.3	0.1	0.6	0.2	0.2
Inputs to stage 3 construction producers.....	ID5	33	1.176	3.5	0.7	0.3	0.1	1.0	-0.2
Goods.....	ID5	331	0.571	1.8	0.6	0.5	0.5	1.0	0.1
Goods excluding foods and energy.....	ID5	3313	0.571	1.8	0.6	0.5	0.5	1.0	0.1
Services.....	ID5	332	0.605	5.1	0.8	0.1	-0.3	1.0	-0.5
Trade services.....	ID5	3323	0.558	5.4	0.8	0.2	-0.3	1.0	-0.5
Transportation and warehousing services.....	ID5	3322	0.016	3.1	0.5	-0.9	0.1	1.2	0.2
Transportation and warehousing of goods.....	ID5	33222	0.016	3.1	0.5	-0.9	0.1	1.2	0.2
Services less trade, transportation, and warehousing.....	ID5	3321	0.031	1.7	1.1	-0.3	0.6	-0.1	-0.2
Stage 2 Intermediate Demand									

See footnotes at end of table.

Table 4. Producer price index percentage changes and weights for Final Demand-Intermediate Demand groupings, not seasonally adjusted — Continued
[May 2024]

Title	Commodity code		Relative Importance Dec. 2023 ¹	Unadjusted 12-month percent change ² May 2023 to May 2024 ^P	Unadjusted 1-month percent change ²				
	Group code	Item code			Dec. to Jan.	Jan. to Feb. ^P	Feb. to Mar. ^P	Mar. to Apr. ^P	Apr. to May ^P
Stage 2 intermediate demand.....	ID5	2	100.000	1.3	1.7	0.0	-0.9	1.5	-1.0
Inputs to stage 2 goods producers.....	ID5	21	50.583	0.2	2.1	-0.5	-1.6	2.6	-1.9
Goods.....	ID5	211	35.955	-1.1	2.4	-0.7	-2.4	3.4	-2.7
Foods.....	ID5	2111	4.053	-13.4	-2.5	-3.5	-0.4	-0.7	0.9
Energy.....	ID5	2112	16.236	3.9	6.2	-1.1	-5.1	6.8	-6.5
Goods excluding foods and energy.....	ID5	2113	15.666	-2.6	-0.2	0.5	-0.1	1.0	0.5
Services.....	ID5	212	14.340	3.3	1.1	-0.3	0.4	0.7	0.0
Trade services.....	ID5	2123	5.608	3.8	1.2	-0.5	1.1	0.4	0.5
Transportation and warehousing services.....	ID5	2122	4.804	3.3	0.2	-0.4	0.2	1.1	0.1
Transportation of passengers.....	ID5	21221	0.178	-2.2	-1.2	1.4	4.0	-2.0	-4.8
Transportation and warehousing of goods.....	ID5	21222	4.626	3.6	0.3	-0.5	0.0	1.2	0.3
Services less trade, transportation, and warehousing.....	ID5	2121	3.928	2.3	2.1	0.2	-0.2	0.5	-0.8
Construction.....	ID5	213	0.288	1.7	0.3	0.1	0.6	0.2	0.2
Inputs to stage 2 services producers.....	ID5	22	49.417	2.5	1.3	0.6	-0.1	0.4	-0.1
Goods.....	ID5	221	5.237	-0.7	-0.2	0.8	0.0	0.5	-0.4
Foods.....	ID5	2211	0.050	-8.1	-0.3	-0.4	0.1	-1.2	-0.4
Energy.....	ID5	2212	0.321	-4.1	-0.3	7.6	-0.7	1.1	-7.5
Goods excluding foods and energy.....	ID5	2213	4.866	-0.4	-0.2	0.3	0.1	0.4	0.1
Services.....	ID5	222	43.217	2.9	1.5	0.6	-0.1	0.4	-0.1
Trade services.....	ID5	2223	2.365	3.1	-2.7	-0.1	0.6	-2.8	4.1
Transportation and warehousing services.....	ID5	2222	2.944	7.2	-0.9	0.8	-0.5	1.1	3.0
Transportation of passengers.....	ID5	22221	0.414	-2.3	-1.2	1.5	4.2	-2.1	-5.0
Transportation and warehousing of goods.....	ID5	22222	2.530	8.8	-0.8	0.7	-1.3	1.6	4.3
Services less trade, transportation, and warehousing.....	ID5	2221	37.908	2.6	2.0	0.6	-0.2	0.5	-0.6
Construction.....	ID5	223	0.963	1.7	0.3	0.1	0.6	0.2	0.2
Stage 1 Intermediate Demand									
Stage 1 intermediate demand.....	ID5	1	100.000	0.7	0.6	0.5	0.0	0.3	-0.6
Inputs to stage 1 goods producers.....	ID5	11	32.332	-2.6	0.7	-0.2	-0.8	0.4	0.1
Goods.....	ID5	111	23.262	-4.1	0.0	0.8	-1.2	0.6	0.1
Foods.....	ID5	1111	2.768	-14.3	-3.1	-2.4	0.6	0.4	2.9
Energy.....	ID5	1112	3.428	-1.6	-0.2	3.1	-3.0	1.1	-3.1
Goods excluding foods and energy.....	ID5	1113	17.066	-2.8	0.6	0.8	-1.2	0.5	0.2
Services.....	ID5	112	9.069	1.6	2.4	-2.6	0.2	-0.1	0.1
Trade services.....	ID5	1123	5.496	-0.2	3.4	-4.4	0.1	-0.9	0.3
Transportation and warehousing services.....	ID5	1122	0.607	2.4	-0.7	0.2	1.1	0.9	-0.6
Transportation of passengers.....	ID5	11221	0.104	-2.3	-1.2	1.5	4.2	-2.1	-5.0
Transportation and warehousing of goods.....	ID5	11222	0.503	3.4	-0.6	0.0	0.4	1.6	0.3
Services less trade, transportation, and warehousing.....	ID5	1121	2.966	4.7	1.1	0.3	0.2	1.1	-0.1
Construction.....	ID5	113	0.001	1.7	0.3	0.1	0.6	0.2	0.2
Inputs to stage 1 services producers.....	ID5	12	54.779	2.4	0.5	0.7	0.5	0.3	-0.9
Goods.....	ID5	121	16.052	-0.4	-0.1	2.5	0.0	0.6	-2.6
Foods.....	ID5	1211	0.064	-12.5	0.0	13.1	-4.0	1.1	-6.0
Energy.....	ID5	1212	4.999	-4.3	-1.0	7.5	-0.4	1.3	-8.4
Goods excluding foods and energy.....	ID5	1213	10.989	1.6	0.3	0.2	0.2	0.3	0.2
Services.....	ID5	122	38.724	3.6	0.7	0.0	0.8	0.2	-0.2
Trade services.....	ID5	1223	3.825	2.6	-0.5	-1.1	-0.1	-0.4	1.0
Transportation and warehousing services.....	ID5	1222	4.432	2.2	0.7	1.4	1.1	-0.5	-1.5
Transportation of passengers.....	ID5	12221	1.355	-2.3	-1.2	1.5	4.2	-2.1	-5.0
Transportation and warehousing of goods.....	ID5	12222	3.077	4.3	1.5	1.3	-0.2	0.3	0.0
Services less trade, transportation, and warehousing.....	ID5	1221	30.467	4.0	0.8	0.0	0.8	0.4	-0.1
Construction.....	ID5	123	0.003	1.7	0.3	0.1	0.6	0.2	0.2
Inputs to stage 1 construction producers.....	ID5	13	12.891	2.0	0.8	0.9	0.1	0.3	-1.1
Goods.....	ID5	131	9.196	1.5	0.9	1.3	0.2	0.2	-1.3
Energy.....	ID5	1312	0.752	-10.4	-3.6	13.0	-1.0	2.7	-16.0
Goods excluding foods and energy.....	ID5	1313	8.444	2.6	1.3	0.3	0.3	-0.1	0.1
Services.....	ID5	132	3.695	3.4	0.6	0.0	-0.2	0.7	-0.4
Trade services.....	ID5	1323	2.816	4.7	0.9	-0.2	-0.2	0.7	-0.3
Transportation and warehousing services.....	ID5	1322	0.783	-0.8	-0.2	0.7	-0.4	0.6	-0.6
Transportation and warehousing of goods.....	ID5	13222	0.783	-0.8	-0.2	0.7	-0.4	0.6	-0.6
Services less trade, transportation, and warehousing.....	ID5	1321	0.096	3.3	0.9	-0.4	0.5	0.3	0.7
Special Groupings of Intermediate Demand by Production Flow									
Total goods inputs to stage 4 intermediate demand.....	ID5	9411	46.013	0.3	0.4	0.6	0.1	0.4	-0.1
Total services inputs to stage 4 intermediate demand.....	ID5	9412	53.934	4.0	1.6	-0.3	0.4	0.5	-0.1
Total construction inputs to stage 4 intermediate demand.....	ID5	9413	0.053	1.8	0.3	0.1	0.6	0.2	0.2
Total foods inputs to stage 4 intermediate demand.....	ID5	9414	5.229	-2.5	-1.2	-0.4	0.9	1.2	1.0

See footnotes at end of table.

Table 4. Producer price index percentage changes and weights for Final Demand-Intermediate Demand groupings, not seasonally adjusted — Continued
 [May 2024]

Title	Commodity code		Relative Importance Dec. 2023 ¹	Unadjusted 12-month percent change ² May 2023 to May 2024 ^p	Unadjusted 1-month percent change ²				
	Group code	Item code			Dec. to Jan.	Jan. to Feb. ^p	Feb. to Mar. ^p	Mar. to Apr. ^p	Apr. to May ^p
Total energy goods inputs to stage 4 intermediate demand.....	ID5	9415	4.941	-0.5	0.7	3.9	0.0	0.9	-3.3
Total goods less foods and energy inputs to stage 4 intermediate demand.	ID5	9416	35.843	0.9	0.6	0.3	0.0	0.2	0.2
Total goods inputs to stage 3 intermediate demand.....	ID5	9311	44.230	-1.8	0.2	2.8	0.1	1.0	-1.4
Total services inputs to stage 3 intermediate demand.....	ID5	9312	55.164	2.5	1.2	-0.4	-0.1	0.3	0.1
Total construction inputs to stage 3 intermediate demand.....	ID5	9313	0.605	1.8	0.3	0.1	0.6	0.2	0.2
Total foods inputs to stage 3 intermediate demand.....	ID5	9314	10.128	-2.9	-0.8	3.8	2.7	2.0	-0.4
Total energy goods inputs to stage 3 intermediate demand.....	ID5	9315	7.005	-2.5	-1.0	8.8	-1.2	2.2	-9.1
Total goods less foods and energy inputs to stage 3 intermediate demand.	ID5	9316	27.097	-1.1	0.8	1.0	-0.5	0.4	0.4
Total goods inputs to stage 2 intermediate demand.....	ID5	9211	41.192	-1.0	2.1	-0.5	-2.1	3.0	-2.4
Total services inputs to stage 2 intermediate demand.....	ID5	9212	57.557	3.0	1.4	0.4	0.0	0.4	-0.1
Total construction inputs to stage 2 intermediate demand.....	ID5	9213	1.251	1.8	0.3	0.1	0.6	0.2	0.2
Total foods inputs to stage 2 intermediate demand.....	ID5	9214	4.103	-13.3	-2.5	-3.4	-0.4	-0.7	0.8
Total energy goods inputs to stage 2 intermediate demand.....	ID5	9215	16.557	3.7	6.1	-0.9	-5.0	6.7	-6.5
Total goods less foods and energy inputs to stage 2 intermediate demand.	ID5	9216	20.532	-2.1	-0.2	0.4	-0.1	0.9	0.4
Total goods inputs to stage 1 intermediate demand.....	ID5	9111	48.510	-1.9	0.2	1.4	-0.6	0.5	-1.1
Total services inputs to stage 1 intermediate demand.....	ID5	9112	51.488	3.2	1.0	-0.5	0.6	0.2	-0.1
Total construction inputs to stage 1 intermediate demand.....	ID5	9117	0.004	1.8	0.3	0.1	0.6	0.2	0.2
Total foods inputs to stage 1 intermediate demand.....	ID5	9114	2.832	-14.2	-3.0	-2.0	0.4	0.4	2.7
Total energy goods inputs to stage 1 intermediate demand.....	ID5	9115	9.179	-3.8	-0.9	6.2	-1.4	1.4	-7.1
Total goods less foods and energy inputs to stage 1 intermediate demand.	ID5	9116	36.499	-0.3	0.7	0.5	-0.4	0.3	0.2

¹ Comprehensive relative importance figures are initially computed after the publication of December indexes and are recalculated after final December indexes are available. Individual items and subtotals may not add exactly to totals because of rounding differences.

² All indexes are subject to revision for 4 months after their originally scheduled publication to incorporate late reports and corrections by survey respondents. In addition, seasonally adjusted indexes are subject to change for up to 5 years due to the recalculation of seasonal factors published each January.

³ PPI defines Total finished as including only the personal consumption and private capital investment portions of final demand.

⁴ Trade indexes measure changes in margins received by wholesalers and retailers.

⁵ The PPI definition of foods does not include food and beverages for immediate consumption. PPI defines food and beverages for immediate consumption as the service of preparing meals, snacks, and beverages to customer order for immediate on-premises and off-premises consumption.

⁶ Distributive services include transportation, warehousing, and trade of goods.

⁷ Includes intermediate trade, transportation, and warehousing services.

⁸ Includes crude petroleum.

⁹ Excludes crude petroleum.

^p Preliminary

"/" Data not available.

Table 5. Producer price indexes for Final Demand-Intermediate Demand groupings, not seasonally adjusted
 [May 2024, Index base Nov. 2009=100, unless otherwise indicated]

Title	Other index base	Commodity code		Unadjusted index ¹				
		Group code	Item code	Jan. 2024	Feb. 2024 ^P	Mar. 2024 ^P	Apr. 2024 ^P	May 2024 ^P
Final Demand								
Final demand.....		FD	4	142.186	143.276	143.679	144.488	144.072
Final demand goods.....		FD	41	141.569	143.602	144.302	145.131	144.378
Final demand foods.....		FD	411	149.471	151.154	152.190	152.357	152.305
Finished consumer foods ²	00/82	FD	4111	266.406	270.948	272.416	272.646	271.788
Finished consumer foods, crude.....	00/82	FD	411113	267.040	294.655	282.132	270.502	248.999
Finished consumer foods, processed.....	00/82	FD	411112	265.189	267.499	270.303	271.669	272.794
Government purchased foods.....		FD	4112	154.288	155.370	157.116	157.880	158.091
Foods for export.....		FD	4113	143.220	141.123	142.812	142.901	144.714
Final demand energy.....		FD	412	133.356	140.550	142.914	146.026	140.999
Finished consumer energy goods ²	00/82	FD	4121	209.205	219.416	225.211	230.481	224.303
Government purchased energy.....		FD	4122	141.444	151.846	150.126	151.889	141.418
Energy for export.....		FD	4123	125.708	134.490	130.663	133.903	127.391
Final demand goods less foods and energy.....		FD	413	142.040	142.568	142.658	142.963	143.343
Finished goods less foods and energy ²	00/82	FD	4131	250.373	251.284	251.660	251.934	252.635
Finished consumer goods less foods and energy.....	00/82	FD	41311	277.658	278.706	278.954	279.177	280.189
Nondurable consumer goods less foods and energy.....	00/82	FD	413111	361.032	363.041	363.210	363.559	365.405
Durable consumer goods.....	00/82	FD	413112	192.316	192.511	192.809	192.913	193.179
Private capital equipment.....	00/82	FD	41312	215.470	216.221	216.692	217.000	217.395
Private capital equipment for manufacturing industries.....	00/82	FD	413121	232.059	233.049	233.963	234.338	235.357
Private capital equipment for nonmanufacturing industries.....	00/82	FD	413122	210.510	211.191	211.532	211.819	212.031
Government purchased goods, excluding foods and energy.....		FD	4132	138.474	138.866	139.131	139.457	139.436
Government purchased goods excluding foods, energy, and capital equipment.....		FD	41321	146.016	146.495	146.854	147.206	147.088
Government purchased capital equipment.....		FD	41322	126.879	127.160	127.307	127.595	127.692
Goods for export, excluding foods and energy.....		FD	4133	137.603	138.172	137.989	138.535	138.999
Final demand services.....		FD	42	141.309	142.010	142.289	143.104	142.828
Final demand trade services ³		FD	423	149.834	150.835	150.221	151.315	151.049
Trade of finished goods ²		FD	4231	147.582	148.798	148.296	149.065	149.030
Trade of personal consumption goods.....		FD	42311	147.925	149.185	149.146	148.716	149.878
Trade of private capital equipment.....		FD	42312	144.386	145.395	142.853	148.910	143.586
Trade of government purchased goods.....		FD	4232	163.699	164.179	162.731	166.306	164.226
Trade of government purchased goods, excluding capital equipment.....		FD	42321	170.929	170.553	170.703	171.114	172.585
Trade of government purchased capital equipment.....		FD	42322	151.326	153.076	149.264	157.510	150.169
Trade of exports.....		FD	4233	165.802	164.938	163.560	166.820	165.039
Final demand transportation and warehousing services.....		FD	422	148.901	150.049	151.274	151.076	148.670
Transportation of passengers for final demand.....		FD	4221	134.521	136.495	142.186	139.170	132.271
Transportation of private passengers.....		FD	42211	134.524	136.495	142.174	139.164	132.279
Transportation of government passengers.....		FD	42212	134.313	136.265	141.893	138.910	132.088
Transportation of passengers for export.....		FD	42213	134.514	136.506	142.246	139.204	132.244
Transportation and warehousing of goods for final demand.....		FD	4222	153.694	154.513	153.987	154.891	154.252
Transportation and warehousing of finished goods ²		FD	42221	151.260	152.153	151.602	152.515	151.804
Transportation and warehousing of personal consumption goods.....		FD	422211	151.873	152.808	152.263	153.160	152.465
Transportation and warehousing of private capital equipment.....		FD	422212	148.775	149.496	148.919	149.899	149.126
Transportation and warehousing of government purchased goods.....		FD	42222	152.362	153.436	153.127	154.250	153.545
Transportation and warehousing of exports.....		FD	42223	160.745	161.343	160.827	161.670	161.208
Final demand services less trade, transportation, and warehousing.....		FD	421	136.456	136.986	137.527	138.329	138.273
Finished services less trade, transportation, and warehousing ²		FD	4211	136.631	137.173	137.704	138.435	138.409
Finished consumer services less trade, transportation, and warehousing.....		FD	42111	136.125	136.750	137.371	138.002	137.912
Private capital investment services less trade, transportation, and warehousing.....		FD	42112	141.712	141.615	141.454	142.972	143.446
Government purchased services less trade, transportation, and warehousing.....		FD	4212	127.541	127.828	128.032	128.950	128.884
Gov. purchased services less trade, transportation, and warehousing, excl. capital investment.....		FD	42121	128.311	128.616	128.803	129.701	129.631
Government purchased capital investment services less trade, transportation, and warehousing.....		FD	42122	110.405	110.418	110.854	112.004	111.993
Services for export less trade, transportation, and warehousing.....		FD	4213	144.965	145.617	146.681	148.399	147.910
Final demand construction.....		FD	43	174.698	174.733	174.838	175.146	175.085
Construction for private capital investment.....		FD	431	178.761	178.825	178.959	179.224	179.208
Construction for government.....		FD	432	167.150	167.124	167.170	167.568	167.412
Final Demand Special Groupings								
Final demand less exports.....	04/10	FD	49101	139.820	140.978	141.428	142.179	141.766
Final demand less government.....	04/10	FD	49102	140.222	141.267	141.698	142.480	142.155
Final demand less foods, food and nonalcoholic beverages for immediate consumption, and energy ¹	04/10	FD	49103	140.826	141.510	141.753	142.386	142.230
Final demand less foods and energy ⁴	04/10	FD	49104	140.600	141.240	141.472	142.156	142.028
Final demand less foods and food and nonalcoholic beverages for immediate consumption ⁴	04/10	FD	49105	139.899	141.006	141.387	142.180	141.706

See footnotes at end of table.

Table 5. Producer price indexes for Final Demand-Intermediate Demand groupings, not seasonally adjusted — Continued

[May 2024, Index base Nov. 2009=100, unless otherwise indicated]

Title	Other index base	Commodity code		Unadjusted index ¹				
		Group code	Item code	Jan. 2024	Feb. 2024 ^P	Mar. 2024 ^P	Apr. 2024 ^P	May 2024 ^P
Final demand less foods ⁴	04/10	FD	49106	139.670	140.711	141.073	141.905	141.476
Final demand less energy.....	04/10	FD	49107	140.850	141.547	141.823	142.478	142.354
Final demand less trade services.....	01/10	FD	49108	138.738	139.834	140.455	141.191	140.747
Final demand less distributive services ⁵	01/10	FD	49109	138.262	139.372	140.042	140.771	140.336
Final demand goods less energy.....	01/10	FD	49111	142.149	142.921	143.215	143.487	143.769
Final demand goods less foods.....	04/10	FD	49112	136.855	138.916	139.531	140.480	139.598
Final demand services less trade services.....	04/10	FD	49113	136.425	137.009	137.609	138.311	138.035
Final demand distributive services ⁵	04/10	FD	49114	147.402	148.355	147.767	148.810	148.492
Final demand goods plus final demand distributive services ⁵	04/10	FD	49115	141.939	143.494	143.649	144.555	143.994
Final demand less foods, energy, and trade services ⁴	08/13	FD	49116	130.242	130.759	131.179	131.726	131.638
Private and government purchased capital equipment.....	08/13	FD	49117	130.173	130.603	130.870	131.070	131.290
Private and government purchased capital investment services.....	08/13	FD	49118	132.357	132.726	131.682	134.744	132.978
Total private and government purchased capital investment.....	08/13	FD	49119	134.428	134.774	134.362	136.001	135.191
Total finished ²	01/10	FD	49201	140.810	141.950	142.448	143.182	142.866
Total finished less foods, food and nonalcoholic beverages for immediate consumption, and energy ^{2, 4}	12/10	FD	49202	140.186	140.889	141.149	141.745	141.682
Total finished less foods and energy ^{2, 4}	01/10	FD	49203	141.045	141.753	142.024	142.622	142.552
Total finished less foods and food and nonalcoholic beverages for immediate consumption ^{2, 4}	12/10	FD	49204	138.925	139.979	140.447	141.209	140.909
Total finished less foods ^{2, 4}	01/10	FD	49205	140.336	141.399	141.880	142.646	142.339
Total finished less energy ²	01/10	FD	49206	141.519	142.328	142.630	143.202	143.110
Finished goods ²	00/82	FD	49207	252.386	256.573	258.638	260.248	258.814
Finished goods less energy ²	00/82	FD	49208	253.816	255.701	256.369	256.630	256.909
Finished goods, excluding foods ^{2, 4}	00/82	FD	49209	248.043	252.125	254.341	256.309	254.728
Finished services ²	01/10	FD	49210	139.470	140.227	140.514	141.201	141.042
Private capital investment services.....	04/10	FD	49211	142.384	142.745	141.674	144.847	143.087
Finished distributive services ^{2, 5}	04/10	FD	49212	144.984	146.136	145.639	146.409	146.294
Finished services less trade services ²	04/10	FD	49213	136.247	136.833	137.411	138.068	137.863
Finished services less distributive services ^{2, 5}	04/10	FD	49214	135.691	136.261	136.903	137.546	137.369
Total private capital investment (goods, services, and construction).....	04/10	FD	49215	142.285	142.655	142.207	143.987	143.140
Finished goods plus finished distributive services ²	04/10	FD	49216	142.755	144.518	144.873	145.709	145.240
Total exports.....	04/10	FD	49301	140.391	140.915	140.961	142.045	141.659
Goods for export.....	00/82	FD	49302	230.713	231.938	231.646	232.731	233.101
Services for export.....	04/10	FD	49303	153.090	153.364	153.710	155.459	154.223
Total government purchases.....	04/10	FD	49401	137.043	138.439	138.442	139.393	138.029
Government purchased goods.....	00/82	FD	49402	229.092	234.029	233.905	235.114	230.767
Government purchased services.....	04/10	FD	49403	135.217	135.618	135.676	136.929	136.335
Total government purchased capital investment (goods, services, construction).....	08/13	FD	49404	133.267	133.585	133.253	134.576	133.702
Government purchases, defense.....	05/15	FD	49405	124.076	125.685	125.253	126.313	124.792
Government purchases, non-defense.....	05/15	FD	49406	131.389	132.574	132.770	133.594	132.401
Personal consumption.....	01/10	FD	49501	140.392	141.707	142.422	142.916	142.722
Personal consumption goods (finished consumer goods).....	00/82	FD	49502	267.957	273.648	276.411	278.591	276.353
Personal consumption goods less energy.....	00/82	FD	49503	273.342	275.918	276.699	276.925	277.123
Personal consumption goods less foods.....	00/82	FD	49504	266.731	272.869	276.162	279.155	276.347
Personal consumption nondurable goods less foods.....	00/82	FD	49508	299.195	308.019	312.667	316.968	312.762
Personal consumption services.....	04/10	FD	49505	138.499	139.315	139.810	140.111	140.200
Personal consumption less trade services.....	04/10	FD	49506	137.921	139.244	140.145	140.867	140.334
Personal consumption less distributive services ⁵	04/10	FD	49507	137.650	138.989	139.943	140.660	140.133
Personal consumption less foods and energy.....	04/14	FD	49510	129.798	130.534	130.961	131.224	131.350
Personal consumption less foods, energy, and trade services ³	04/14	FD	49511	127.769	128.376	128.943	129.405	129.244
Personal consumption less foods, energy, and distributive services ⁵	04/14	FD	49512	127.800	128.399	129.015	129.463	129.322
Personal consumption goods plus personal consumption distributive services ⁵	08/13	FD	49509	131.094	132.998	133.607	134.000	133.898
Intermediate Demand by Commodity Type								
Processed goods								
Processed goods for intermediate demand.....	00/82	ID6	1	252.645	256.484	255.920	257.302	254.690
Materials and components for manufacturing.....	00/82	ID6	11	231.513	233.484	232.694	233.691	234.339
Materials for manufacturing.....		ID6	111	142.347	144.112	143.163	143.986	144.574
Materials for food manufacturing.....	00/82	ID6	1111	244.774	248.377	251.442	253.959	255.030
Materials for nondurable manufacturing.....	00/82	ID6	1112	256.540	258.736	260.211	262.929	262.232
Materials for durable manufacturing.....	00/82	ID6	1113	280.026	284.424	276.532	276.150	279.397
Components for manufacturing.....	00/82	ID6	112	189.447	189.897	190.225	190.598	190.730
Components for nondurable manufacturing.....		ID6	1121	145.501	146.027	146.293	147.116	147.215
Components for durable manufacturing.....		ID6	1122	133.788	134.098	134.329	134.568	134.661
Materials and components for construction.....	00/82	ID6	12	354.600	355.871	356.734	357.535	357.346
Materials for construction.....		ID6	121	169.047	170.136	171.011	171.101	170.666
Components for construction.....		ID6	122	179.919	180.155	180.201	180.854	181.050
Processed fuels and lubricants for intermediate demand.....	00/82	ID6	13	232.394	245.988	244.545	247.657	232.795
Processed fuels and lubricants to manufacturing industries.....	00/82	ID6	131	242.892	252.624	246.798	247.527	236.208

See footnotes at end of table.

Table 5. Producer price indexes for Final Demand-Intermediate Demand groupings, not seasonally adjusted — Continued

[May 2024, Index base Nov. 2009=100, unless otherwise indicated]

Title	Other index base	Commodity code		Unadjusted index ¹				
		Group code	Item code	Jan. 2024	Feb. 2024 ^P	Mar. 2024 ^P	Apr. 2024 ^P	May 2024 ^P
Processed fuels and lubricants to nonmanufacturing industries.....	00/82	ID6	132	229.345	244.191	244.148	248.026	232.011
Containers for intermediate demand.....	00/82	ID6	14	304.654	304.852	304.078	305.230	306.640
Supplies for intermediate demand.....	00/82	ID6	15	249.822	250.041	250.263	251.039	251.327
Supplies to manufacturing industries.....	00/82	ID6	151	246.676	246.710	247.377	248.582	248.925
Supplies to nonmanufacturing industries.....	00/82	ID6	152	248.327	248.573	248.724	249.427	249.704
Supplies to nonmanufacturing industries, feeds.....	00/82	ID6	1521	223.628	218.713	215.766	213.968	214.228
Supplies to nonmanufacturing industries, other than feeds.....	00/82	ID6	1522	253.535	254.455	255.011	256.046	256.327
Unprocessed goods								
Unprocessed goods for intermediate demand.....	00/82	ID6	2	244.139	244.602	242.352	250.634	246.067
Unprocessed foodstuffs and feedstuffs.....	00/82	ID6	21	206.507	211.467	217.390	221.579	223.334
Unprocessed nonfood materials.....	00/82	ID6	22	260.907	258.068	249.948	260.855	251.874
Unprocessed nonfood materials except fuel.....	00/82	ID6	221	316.649	324.439	328.281	344.742	330.676
Unprocessed nonfood materials except fuel to manufacturing industries.....	00/82	ID6	2211	291.515	299.041	302.702	318.629	304.924
Unprocessed nonfood materials except fuel to nonmanufacturing industries.....	00/82	ID6	2212	369.087	369.966	371.582	372.861	373.952
Unprocessed fuel.....	00/82	ID6	222	143.049	120.250	89.902	89.789	90.851
Unprocessed fuel to manufacturing industries.....	00/82	ID6	2221	230.064	232.415	214.003	216.395	217.779
Unprocessed fuel to nonmanufacturing industries.....	00/82	ID6	2222	142.225	117.359	85.472	85.215	86.289
Services								
Services for intermediate demand.....		ID6	3	149.684	149.478	149.736	150.381	150.269
Trade services for intermediate demand ⁵		ID6	33	177.898	175.113	175.615	175.508	176.572
Trade services for manufacturing industries.....	12/12	ID6	331	164.100	160.069	160.619	160.493	161.205
Trade services for nonmanufacturing industries.....	12/12	ID6	332	156.812	155.751	156.111	156.042	157.238
Transportation and warehousing services for intermediate demand.....		ID6	32	157.727	158.931	159.177	160.034	160.337
Transportation of passengers for intermediate demand.....		ID6	321	134.377	136.328	141.954	138.973	132.152
Transportation of passengers for manufacturing industries.....		ID6	3211	134.492	136.482	142.219	139.178	132.224
Transportation of passengers for nonmanufacturing industries.....		ID6	3212	134.424	136.371	141.985	139.010	132.204
Transportation and warehousing of goods for intermediate demand.....		ID6	322	160.237	161.375	161.118	162.336	163.304
Transportation and warehousing of goods for manufacturing industries.....	12/12	ID6	3221	130.296	130.274	130.056	131.209	130.902
Transportation and warehousing of goods for nonmanufacturing industries.....	12/12	ID6	3222	143.970	145.267	145.040	146.086	147.274
Services less trade, transportation, and warehousing for intermediate demand.....		ID6	31	140.730	140.817	141.023	141.783	141.345
Services less trade, transportation, and warehousing for manufacturing industries.....		ID6	311	132.575	132.755	133.332	133.854	133.843
Services less trade, transportation, and warehousing for nonmanufacturing industries.....		ID6	312	140.988	141.073	141.265	142.033	141.581
Construction								
Construction for intermediate demand.....		ID6	4	146.391	146.520	147.363	147.665	147.974
Intermediate Demand by Commodity Type Special Groupings								
Processed materials less foods and feeds.....	00/82	ID6	9111	254.131	258.245	257.481	258.878	255.905
Processed foods and feeds.....	00/82	ID6	9112	238.373	239.500	240.912	242.137	243.075
Processed energy goods.....	00/82	ID6	9113	233.473	247.140	245.701	248.833	233.892
Processed materials less energy.....	00/82	ID6	9118	254.387	255.730	255.395	256.325	256.817
Processed materials less foods and energy.....	00/82	ID6	9115	255.961	257.329	256.770	257.660	258.093
Intermediate distributive services ⁶	04/10	ID6	9116	167.695	166.652	166.818	167.287	168.294
Processed goods plus intermediate distributive services.....	04/10	ID6	9117	145.528	146.776	146.596	147.273	146.505
Unprocessed materials less agricultural products.....	00/82	ID6	9211	268.318	265.914	256.460	269.108	258.399
Unprocessed energy materials ⁷	00/82	ID6	9212	200.285	198.053	187.388	200.310	187.029
Unprocessed materials less energy.....	00/82	ID6	9213	263.449	266.388	271.674	275.508	278.619
Unprocessed nonfood materials less energy ⁸	00/82	ID6	9216	433.914	430.479	433.641	436.259	443.548
Intermediate Demand by Production Flow								
Stage 4 Intermediate Demand								
Stage 4 intermediate demand.....		ID5	4	150.171	150.301	150.653	151.363	151.143
Inputs to stage 4 goods producers.....		ID5	41	146.548	146.239	146.111	146.729	147.317
Goods.....		ID5	411	138.408	138.541	138.199	138.685	139.225
Foods.....		ID5	4111	141.228	139.100	139.405	140.855	142.544
Energy.....		ID5	4112	136.831	138.209	131.191	139.321	139.006
Goods excluding foods and energy.....		ID5	4113	138.099	138.566	138.187	138.456	138.828
Services.....		ID5	412	173.643	171.846	172.438	173.501	174.246
Trade services.....		ID5	4123	186.885	184.147	184.806	185.898	187.099
Transportation and warehousing services.....		ID5	4122	136.256	136.176	137.013	137.663	136.377
Transportation of passengers.....		ID5	41221	134.513	136.505	142.245	139.203	132.244
Transportation and warehousing of goods.....		ID5	41222	145.620	145.130	145.063	146.479	146.217
Services less trade, transportation, and warehousing.....		ID5	4121	133.216	133.685	133.958	134.981	135.013
Inputs to stage 4 services producers.....		ID5	42	148.393	148.646	149.146	149.881	149.329

See footnotes at end of table.

Table 5. Producer price indexes for Final Demand-Intermediate Demand groupings, not seasonally adjusted — Continued

[May 2024, Index base Nov. 2009=100, unless otherwise indicated]

Title	Other index base	Commodity code		Unadjusted index ¹				
		Group code	Item code	Jan. 2024	Feb. 2024 ^P	Mar. 2024 ^P	Apr. 2024 ^P	May 2024 ^P
Goods.....		ID5	421	144.478	146.015	146.286	146.747	145.764
Foods.....		ID5	4211	144.440	145.876	148.419	150.468	151.435
Energy.....		ID5	4212	137.036	140.988	140.073	139.807	135.851
Goods excluding foods and energy.....		ID5	4213	147.994	148.129	148.399	148.799	148.976
Services.....		ID5	422	149.478	149.300	149.875	150.702	150.294
Trade services.....		ID5	4223	165.791	164.441	164.805	165.593	166.641
Transportation and warehousing services.....		ID5	4222	152.938	155.268	156.215	156.762	155.827
Transportation of passengers.....		ID5	42221	134.004	135.976	141.661	138.648	131.756
Transportation and warehousing of goods.....		ID5	42222	156.792	159.192	159.340	160.492	160.564
Services less trade, transportation, and warehousing.....		ID5	4221	146.303	145.990	146.544	147.398	146.894
Construction.....		ID5	423	146.391	146.520	147.363	147.665	147.974
Inputs to stage 4 construction producers.....		ID5	43	163.121	163.721	164.524	165.324	164.680
Goods.....		ID5	431	166.630	168.310	169.404	170.485	169.594
Energy.....		ID5	4312	133.112	146.275	152.538	160.610	150.941
Goods excluding foods and energy.....		ID5	4313	173.819	174.388	174.990	175.396	175.363
Services.....		ID5	432	154.022	151.914	151.986	152.079	152.058
Trade services.....		ID5	4323	175.323	169.642	169.684	168.847	168.965
Transportation and warehousing services.....		ID5	4322	145.677	146.187	145.827	146.806	145.943
Transportation of passengers.....		ID5	43221	140.218	142.290	148.263	145.098	137.857
Transportation and warehousing of goods.....		ID5	43222	146.582	147.058	146.543	147.627	146.913
Services less trade, transportation, and warehousing.....		ID5	4321	133.565	133.500	133.759	134.282	134.466
Stage 3 Intermediate Demand								
Stage 3 intermediate demand.....		ID5	3	145.703	147.225	147.256	148.162	147.327
Inputs to stage 3 goods producers.....		ID5	31	152.604	154.020	154.574	155.592	155.613
Goods.....		ID5	311	146.188	148.982	149.512	150.925	151.042
Foods.....		ID5	3111	152.156	157.999	162.303	165.522	164.822
Energy.....		ID5	3112	129.736	131.342	130.805	136.163	132.559
Goods excluding foods and energy.....		ID5	3113	148.705	150.356	149.363	149.822	150.505
Services.....		ID5	312	167.063	163.040	163.652	163.068	162.716
Trade services.....		ID5	3123	177.323	169.451	170.471	168.747	168.637
Transportation and warehousing services.....		ID5	3122	148.977	149.389	149.302	150.013	149.140
Transportation of passengers.....		ID5	31221	143.219	145.338	151.447	148.210	140.804
Transportation and warehousing of goods.....		ID5	31222	149.085	149.402	148.974	149.901	149.390
Services less trade, transportation, and warehousing.....		ID5	3121	136.935	136.965	137.524	138.054	138.004
Inputs to stage 3 services producers.....		ID5	32	139.395	141.001	140.654	141.462	140.006
Goods.....		ID5	321	119.881	127.212	126.354	128.040	120.052
Foods.....		ID5	3211	154.937	154.164	154.058	153.420	153.635
Energy.....		ID5	3212	115.620	127.519	125.816	128.175	114.905
Goods excluding foods and energy.....		ID5	3213	136.145	136.532	137.014	137.745	137.853
Services.....		ID5	322	144.353	144.467	144.239	144.822	145.066
Trade services.....		ID5	3223	198.180	196.689	196.612	195.199	196.910
Transportation and warehousing services.....		ID5	3222	166.677	168.265	168.141	169.256	171.432
Transportation of passengers.....		ID5	32221	104.349	104.427	104.654	104.534	104.259
Transportation and warehousing of goods.....		ID5	32222	167.201	168.797	168.671	169.792	171.980
Services less trade, transportation, and warehousing.....		ID5	3221	135.498	135.304	135.037	135.595	135.223
Construction.....		ID5	323	146.391	146.520	147.363	147.665	147.974
Inputs to stage 3 construction producers.....		ID5	33	141.839	142.264	142.375	143.731	143.449
Goods.....		ID5	331	134.120	134.801	135.423	136.710	136.818
Goods excluding foods and energy.....		ID5	3313	170.901	171.768	172.561	174.201	174.339
Services.....		ID5	332	169.846	170.021	169.532	171.148	170.360
Trade services.....		ID5	3323	174.759	175.030	174.424	176.183	175.311
Transportation and warehousing services.....		ID5	3322	116.953	115.897	115.957	117.306	117.586
Transportation and warehousing of goods.....		ID5	33222	123.448	122.334	122.398	123.821	124.116
Services less trade, transportation, and warehousing.....		ID5	3321	128.060	127.671	128.410	128.260	127.997
Stage 2								
Stage 2 intermediate demand.....		ID5	2	135.786	135.795	134.624	136.635	135.235
Inputs to stage 2 goods producers.....		ID5	21	122.792	122.118	120.162	123.302	120.968
Goods.....		ID5	211	117.229	116.442	113.609	117.506	114.368
Foods.....		ID5	2111	147.566	142.458	141.854	140.876	142.092
Energy.....		ID5	2112	88.829	87.887	83.419	89.103	83.317
Goods excluding foods and energy.....		ID5	2113	140.533	141.169	140.978	142.458	143.205
Services.....		ID5	212	153.196	152.809	153.475	154.507	154.526
Trade services.....		ID5	2123	172.506	171.719	173.616	174.396	175.250
Transportation and warehousing services.....		ID5	2122	170.298	169.602	169.915	171.747	171.967
Transportation of passengers.....		ID5	21221	134.961	136.868	142.364	139.451	132.788
Transportation and warehousing of goods.....		ID5	21222	172.336	171.513	171.575	173.641	174.195
Services less trade, transportation, and warehousing.....		ID5	2121	139.688	139.996	139.727	140.424	139.301
Construction.....		ID5	213	146.391	146.520	147.363	147.665	147.974

See footnotes at end of table.

Table 5. Producer price indexes for Final Demand-Intermediate Demand groupings, not seasonally adjusted — Continued

[May 2024, Index base Nov. 2009=100, unless otherwise indicated]

Title	Other index base	Commodity code		Unadjusted index ¹				
		Group code	Item code	Jan. 2024	Feb. 2024 ^P	Mar. 2024 ^P	Apr. 2024 ^P	May 2024 ^P
Inputs to stage 2 services producers.....		ID5	22	147.152	147.998	147.826	148.389	148.177
Goods.....		ID5	221	142.582	143.660	143.675	144.322	143.737
Foods.....		ID5	2211	112.236	111.816	111.886	110.520	110.040
Energy.....		ID5	2212	143.237	154.125	153.038	154.736	143.135
Goods excluding foods and energy.....		ID5	2213	143.251	143.706	143.793	144.399	144.535
Services.....		ID5	222	147.304	148.135	147.917	148.473	148.297
Trade services.....		ID5	2223	187.010	186.757	187.823	182.590	190.141
Transportation and warehousing services.....		ID5	2222	148.971	150.183	149.448	151.069	155.529
Transportation of passengers.....		ID5	22221	134.942	136.925	142.641	139.612	132.683
Transportation and warehousing of goods.....		ID5	22222	152.137	153.212	151.285	153.770	160.347
Services less trade, transportation, and warehousing.....		ID5	2221	146.205	147.064	146.823	147.574	146.693
Construction.....		ID5	223	146.391	146.520	147.363	147.665	147.974
Stage 1 Intermediate Demand								
Stage 1 intermediate demand.....		ID5	1	145.425	146.104	146.138	146.646	145.763
Inputs to stage 1 goods producers.....		ID5	11	143.241	142.964	141.753	142.282	142.388
Goods.....		ID5	111	138.801	139.846	138.098	138.870	138.945
Foods.....		ID5	1111	135.162	131.905	132.631	133.161	137.075
Energy.....		ID5	1112	121.688	125.407	121.645	123.000	119.245
Goods excluding foods and energy.....		ID5	1113	147.105	148.262	146.535	147.227	147.576
Services.....		ID5	112	159.675	155.538	155.862	155.696	155.893
Trade services.....		ID5	1123	176.587	168.794	168.984	167.458	168.008
Transportation and warehousing services.....		ID5	1122	158.192	158.549	160.248	161.726	160.714
Transportation of passengers.....		ID5	11221	134.488	136.479	142.218	139.176	132.218
Transportation and warehousing of goods.....		ID5	11222	162.268	162.216	162.895	165.476	165.949
Services less trade, transportation, and warehousing.....		ID5	1121	112.688	113.010	113.244	114.513	114.426
Construction.....		ID5	113	146.391	146.520	147.363	147.665	147.974
Inputs to stage 1 services producers.....		ID5	12	145.453	146.535	147.302	147.806	146.495
Goods.....		ID5	121	142.690	146.228	146.191	147.096	143.228
Foods.....		ID5	1211	127.985	144.703	138.846	140.360	131.902
Energy.....		ID5	1212	143.003	153.661	153.101	155.080	142.034
Goods excluding foods and energy.....		ID5	1213	150.472	150.745	150.993	151.434	151.730
Services.....		ID5	122	145.946	145.985	147.088	147.420	147.195
Trade services.....		ID5	1223	177.795	175.843	175.736	175.116	176.822
Transportation and warehousing services.....		ID5	1222	144.571	146.527	148.194	147.517	145.321
Transportation of passengers.....		ID5	12221	134.407	136.397	142.133	139.093	132.140
Transportation and warehousing of goods.....		ID5	12222	165.382	167.530	167.233	167.728	167.800
Services less trade, transportation, and warehousing.....		ID5	1221	141.312	141.273	142.402	142.967	142.835
Construction.....		ID5	123	146.391	146.520	147.363	147.665	147.974
Inputs to stage 1 construction producers.....		ID5	13	162.937	164.478	164.582	165.087	163.346
Goods.....		ID5	131	164.044	166.208	166.502	166.780	164.567
Energy.....		ID5	1312	120.667	136.355	134.968	138.659	116.445
Goods excluding foods and energy.....		ID5	1313	171.955	172.521	173.023	172.894	173.060
Services.....		ID5	132	161.260	161.270	160.905	161.973	161.388
Trade services.....		ID5	1323	171.964	171.684	171.336	172.508	171.930
Transportation and warehousing services.....		ID5	1322	119.995	120.803	120.313	121.078	120.372
Transportation and warehousing of goods.....		ID5	13222	124.119	124.955	124.448	125.239	124.509
Services less trade, transportation, and warehousing.....		ID5	1321	140.919	140.293	141.022	141.479	142.422
Intermediate Demand by Production Flow Special Groupings								
Total goods inputs to stage 4 intermediate demand.....	04/10	ID5	9411	142.866	143.720	143.853	144.440	144.232
Total services inputs to stage 4 intermediate demand.....	04/10	ID5	9412	153.070	152.535	153.075	153.879	153.652
Total construction inputs to stage 4 intermediate demand.....	04/10	ID5	9413	145.178	145.306	146.142	146.442	146.748
Total foods inputs to stage 4 intermediate demand.....	04/10	ID5	9414	139.482	138.895	140.132	141.801	143.150
Total energy goods inputs to stage 4 intermediate demand.....	04/10	ID5	9415	125.167	130.057	130.075	131.310	126.959
Total goods less foods and energy inputs to stage 4 intermediate demand.....	04/10	ID5	9416	147.214	147.633	147.621	147.947	148.180
Total goods inputs to stage 3 intermediate demand.....	04/10	ID5	9311	132.521	136.257	136.424	137.834	135.971
Total services inputs to stage 3 intermediate demand.....	04/10	ID5	9312	147.225	146.665	146.573	146.971	147.107
Total construction inputs to stage 3 intermediate demand.....	04/10	ID5	9313	145.178	145.306	146.142	146.442	146.748
Total foods inputs to stage 3 intermediate demand.....	04/10	ID5	9314	135.449	140.599	144.396	147.231	146.615
Total energy goods inputs to stage 3 intermediate demand.....	04/10	ID5	9315	115.501	125.645	124.147	126.907	115.326
Total goods less foods and energy inputs to stage 3 intermediate demand.....	04/10	ID5	9316	140.889	142.264	141.568	142.070	142.627
Total goods inputs to stage 2 intermediate demand.....	04/10	ID5	9211	114.088	113.528	111.120	114.500	111.771
Total services inputs to stage 2 intermediate demand.....	04/10	ID5	9212	149.186	149.732	149.723	150.393	150.262
Total construction inputs to stage 2 intermediate demand.....	04/10	ID5	9213	145.178	145.306	146.142	146.442	146.748
Total foods inputs to stage 2 intermediate demand.....	04/10	ID5	9214	147.989	142.924	142.327	141.335	142.532
Total energy goods inputs to stage 2 intermediate demand.....	04/10	ID5	9215	87.580	86.790	82.453	87.973	82.244
Total goods less foods and energy inputs to stage 2 intermediate demand.....	04/10	ID5	9216	133.113	133.672	133.554	134.757	135.326
Total goods inputs to stage 1 intermediate demand.....	04/10	ID5	9111	128.266	130.105	129.367	130.018	128.568

See footnotes at end of table.

Table 5. Producer price indexes for Final Demand-Intermediate Demand groupings, not seasonally adjusted — Continued

[May 2024, Index base Nov. 2009=100, unless otherwise indicated]

Title	Other index base	Commodity code		Unadjusted index ¹				
		Group code	Item code	Jan. 2024	Feb. 2024 ^p	Mar. 2024 ^p	Apr. 2024 ^p	May 2024 ^p
Total services inputs to stage 1 intermediate demand.....	04/10	ID5	9112	148.541	147.861	148.730	149.023	148.848
Total construction inputs to stage 1 intermediate demand.....	04/10	ID5	9117	145.178	145.306	146.142	146.442	146.748
Total foods inputs to stage 1 intermediate demand.....	04/10	ID5	9114	126.944	124.345	124.874	125.396	128.790
Total energy goods inputs to stage 1 intermediate demand.....	04/10	ID5	9115	127.765	135.739	133.863	135.672	125.973
Total goods less foods and energy inputs to stage 1 intermediate demand.....	04/10	ID5	9116	127.056	127.689	127.141	127.510	127.755

¹ All indexes are subject to revision for 4 months after their originally scheduled publication to incorporate late reports and corrections by survey respondents. In addition, seasonally adjusted indexes are subject to change for up to 5 years due to the recalculation of seasonal factors published each January.

² PPI defines Total finished as including only the personal consumption and private capital investment portions of final demand.

³ Trade indexes measure changes in margins received by wholesalers and retailers.

⁴ The PPI definition of foods does not include food and beverages for immediate consumption. PPI defines food and beverages for immediate consumption as the service of preparing meals, snacks, and beverages to customer order for immediate on-premises and off-premises consumption.

⁵ Distributive services include transportation, warehousing, and trade of goods.

⁶ Includes intermediate trade, transportation, and warehousing services.

⁷ Includes crude petroleum.

⁸ Excludes crude petroleum.

p Preliminary

"/" Data not available.

Table 6. Producer price index percentage changes for selected aggregate commodity and service groupings, not seasonally adjusted [May 2024]

Title	Commodity code		Unadjusted 12-month percent change ¹ May 2023 to May 2024 ^P	Unadjusted 1-month percent change ¹				
	Group code	Item code		Dec. to Jan.	Jan. to Feb. ^P	Feb. to Mar. ^P	Mar. to Apr. ^P	Apr. to May ^P
Goods								
All commodities.....	00	000000	0.5	0.6	1.4	0.1	0.8	-0.8
Farm products, processed foods and feeds.....	PFF	PLUS02	-0.1	-0.5	1.4	1.1	0.5	0.2
Farm products.....	01	—	-3.4	-0.3	3.4	1.6	0.3	0.2
Processed foods and feeds.....	02	—	1.4	-0.5	0.5	0.9	0.5	0.3
Industrial commodities.....	IND	THRU15	0.6	0.8	1.4	-0.1	0.9	-1.1
Textile products and apparel.....	03	—	1.7	0.1	-0.2	0.9	-0.1	0.6
Hides, skins, leather, and related products.....	04	—	-0.5	0.7	-0.9	0.0	0.0	-0.2
Fuels and related products and power.....	05	—	0.5	1.7	4.5	-0.3	2.5	-5.0
Chemicals and allied products.....	06	—	-2.6	-0.5	0.7	0.3	0.7	-0.3
Rubber and plastic products.....	07	—	-0.5	0.1	0.0	0.4	0.5	-0.1
Lumber and wood products.....	08	—	-2.0	0.0	0.5	0.2	0.4	-0.7
Pulp, paper, and allied products.....	09	—	1.6	0.4	0.4	0.5	0.9	0.2
Metals and metal products.....	10	—	-1.7	1.3	0.6	-1.8	0.2	1.2
Machinery and equipment.....	11	—	3.0	0.9	0.4	0.2	0.3	0.1
Furniture and household durables.....	12	—	1.0	0.3	0.2	0.4	-0.1	0.2
Nonmetallic mineral products.....	13	—	4.0	2.4	0.6	0.5	-0.7	0.1
Transportation equipment.....	14	—	1.6	0.3	0.2	0.1	0.1	0.0
Miscellaneous products.....	15	—	6.1	0.5	0.9	0.4	0.3	1.4
Industrial commodities less fuels.....	ILF	T15M05	0.7	0.5	0.4	-0.1	0.3	0.3
Other commodity groupings								
Petroleum products, refined.....	05	7	-2.4	0.1	12.0	2.4	3.9	-8.8
Industrial chemicals.....	06	1	-6.8	-3.2	1.8	0.6	1.9	-0.7
Rubber and rubber products.....	07	1	0.5	-0.1	0.3	0.5	0.8	0.3
Lumber.....	08	1	-4.2	0.7	0.8	1.3	1.3	-1.8
Iron and steel.....	10	1	-11.7	4.0	1.9	-7.1	-1.8	-0.1
Nonferrous metals.....	10	2	5.1	-0.4	-0.1	1.6	2.6	4.6
General purpose machinery and equipment.....	11	4	3.7	0.6	0.6	0.2	0.7	0.3
Electrical machinery and equipment.....	11	7	2.6	1.1	0.3	0.2	0.1	-0.2
Electronic components and accessories.....	11	78	1.3	0.5	0.0	0.1	0.3	-0.8
Aircraft and aircraft equipment.....	14	2	3.6	0.6	0.4	0.1	0.4	0.1
Services and construction								
Transportation services.....	30	—	1.0	0.4	0.7	0.6	0.0	-1.1
Services related to transportation activities.....	31	—	8.4	-0.5	0.7	-0.6	1.2	3.4
Warehousing, storage, and related activities.....	32	—	4.1	0.5	2.1	1.0	1.5	-1.4
Publishing sales, excluding software.....	33	—	5.2	1.3	1.2	0.3	0.1	0.3
Software publishing.....	34	—	3.8	-1.8	-0.1	0.3	1.2	0.2
Network compensation from broadcast and cable television and radio.....	35	—	0.0	0.2	0.0	0.0	0.0	0.0
Advertising space and time sales.....	36	—	2.5	1.2	1.2	-1.1	5.0	0.5
Telecommunication, cable, and internet user services.....	37	—	1.9	0.7	0.4	-0.1	1.0	-0.2
Data processing and related services.....	38	—	2.4	0.4	0.1	-0.3	0.4	0.4
Credit intermediation services (partial).....	39	—	6.0	3.3	0.9	0.1	1.4	-1.8
Investment services.....	40	—	11.1	3.0	0.7	2.0	1.6	-0.7
Insurance and annuities.....	41	—	4.1	1.1	0.1	0.2	0.0	0.3
Commissions and fees from sales and administration of insurance policies (partial).....	42	—	1.5	1.4	0.3	0.0	0.0	0.0
Real estate services (partial).....	43	—	3.2	0.7	-1.6	-0.2	0.6	0.1
Rental and leasing of goods (partial).....	44	—	0.3	-2.5	0.1	3.7	-0.2	0.3
Professional services (partial).....	45	—	5.6	2.5	0.6	-0.1	0.9	0.0
Employment services.....	46	—	-1.3	0.1	-0.5	-0.1	-0.4	-0.7
Travel arrangement services.....	47	—	3.6	-0.1	0.3	-0.6	0.6	0.2
Selected security services (partial).....	48	—	9.3	2.8	0.6	-0.1	0.2	-0.1
Cleaning and building maintenance services (partial).....	49	—	0.0	1.9	0.0	0.0	-0.1	0.2
Waste collection and remediation services (partial).....	50	—	6.3	0.3	-0.6	2.4	1.2	1.5
Health care services.....	51	—	3.5	0.9	0.3	0.0	0.1	0.2
Accommodation services.....	53	—	-0.8	0.1	1.8	3.2	0.4	-2.3
Food and beverages for immediate consumption services (partial).....	54	—	3.9	0.1	0.5	1.2	0.3	-0.6
Repair and maintenance services (partial).....	55	—	6.6	1.2	0.4	0.3	0.9	0.7
Entertainment services (partial).....	56	—	3.4	-0.6	0.1	1.8	-1.3	-0.3
Wholesale trade services.....	57	—	2.0	1.6	-0.6	-0.3	1.2	-0.7
Retail trade services.....	58	—	-2.5	-1.6	1.3	-0.2	-0.6	1.2
Metal treatment services.....	59	—	3.0	1.8	0.1	0.3	0.1	-0.6

See footnotes at end of table.

Table 6. Producer price index percentage changes for selected aggregate commodity and service groupings, not seasonally adjusted — Continued
 [May 2024]

Title	Commodity code		Unadjusted 12-month percent change ¹	Unadjusted 1-month percent change ¹				
	Group code	Item code		May 2023 to May 2024 ^p	Dec. to Jan.	Jan. to Feb. ^p	Feb. to Mar. ^p	Mar. to Apr. ^p
Mining services.....	60	—	2.9	-0.2	0.4	-0.9	1.6	0.0
Contract work on textile products, apparel, and leather.....	61	—	1.6	-0.2	-0.1	1.9	-0.1	-0.1
Construction (partial).....	80	—	-0.7	0.3	0.0	0.1	0.2	0.0

¹ All indexes are subject to revision for 4 months after their originally scheduled publication to incorporate late reports and corrections by survey respondents.

^p Preliminary

“—” Data not available.

NOTE: The term “(partial)” denotes incomplete coverage of the index category.

Table 7. Producer price index percentage changes for commodity and service groupings and individual items, not seasonally adjusted
 [May 2024]

Title	Commodity code		Unadjusted 12-month percent change ¹	Unadjusted 1-month percent change ¹				
	Group code	Item code		May 2023 to May 2024 ^P	Dec. to Jan.	Jan. to Feb. ^P	Feb. to Mar. ^P	Mar. to Apr. ^P
Goods								
All commodities.....	00	000000	0.5	0.6	1.4	0.1	0.8	-0.8
Industrial commodities.....	IND	THRU15	0.6	0.8	1.4	-0.1	0.9	-1.1
Farm products, processed foods and feeds.....	PFF	PLUS02	-0.1	-0.5	1.4	1.1	0.5	0.2
Farm products.....	01	—	-3.4	-0.3	3.4	1.6	0.3	0.2
Fruits & melons, fresh/dry vegs. & nuts.....	01	1	-6.4	5.4	-2.5	3.9	-6.7	0.3
Fresh fruits and melons.....	01	11	-7.3	3.7	-12.7	-7.9	7.0	-2.1
Citrus fruits.....	01	1101	-0.2	3.4	-1.8	-6.2	-0.2	5.6
Grapefruits.....	01	110101	0.6	-2.5	-3.8	-3.3	-4.2	-1.0
Lemons.....	01	110104	16.4	-15.7	-9.7	5.6	5.0	16.2
Valencia oranges.....	01	110105	—	—	-10.0	-2.8	-3.0	-0.5
Navel oranges.....	01	110106	1.5	-3.2	6.0	-5.9	0.6	6.6
Tangerines.....	01	110108	—	15.1	8.8	-29.5	—	—
Other fruits and berries.....	01	1102	-8.3	3.9	-15.0	-8.6	8.9	-3.8
Avocados.....	01	110205	41.7	—	—	—	—	-5.4
Kiwifruit.....	01	110206	—	-1.0	-3.2	0.0	0.0	0.0
Granny Smith apples.....	01	110208	-45.2	-4.3	-4.4	-5.9	-1.3	-8.8
Golden delicious apples.....	01	110211	-23.2	-3.0	4.4	-2.4	-3.9	10.2
Red delicious apples.....	01	110215	-24.2	-4.5	-0.1	-0.8	-1.8	1.5
McIntosh apples.....	01	110216	-7.9	-0.1	-0.3	0.1	0.0	0.6
Gala apples.....	01	110220	-4.2	0.7	-0.7	9.9	4.2	10.2
Pears.....	01	110221	6.7	-9.6	-0.9	8.1	11.4	8.2
Strawberries.....	01	110222	-9.5	12.0	-40.7	-31.9	40.0	-38.1
Blueberries.....	01	110227	-48.4	—	—	—	—	—
Grapes.....	01	110228	19.8	0.0	4.8	0.0	0.0	0.0
Raisin grapes.....	01	1102282	—	0.0	-7.7	0.0	0.0	—
Wine grapes.....	01	1102283	6.8	0.0	6.9	0.0	0.0	0.0
Juice grapes.....	01	1102284	15.2	0.0	0.0	0.0	0.0	0.0
Fuji apples.....	01	110229	-27.0	2.0	-7.2	-3.0	0.5	-5.1
Empire apples.....	01	110230	-3.9	-1.9	0.0	0.0	0.0	0.0
Melons.....	01	1103	-14.3	—	—	—	—	—
Watermelons.....	01	110303	-22.6	—	—	—	—	—
Fresh and dry vegetables.....	01	13	-7.0	9.6	8.9	15.3	-18.7	2.8
Dry vegetables.....	01	1301	6.2	-0.6	0.3	0.5	-0.8	0.8
Dry beans.....	01	13011	1.9	0.5	0.6	-1.2	0.0	0.0
Dry pinto beans.....	01	130110	10.5	1.2	0.0	0.0	0.0	0.0
Dry great northern beans.....	01	130111	5.0	0.0	0.0	0.0	0.0	0.0
Dry pea beans.....	01	130113	-12.5	-0.2	0.0	-0.2	0.0	0.0
Dry kidney beans.....	01	130114	-13.1	0.0	0.1	-2.5	0.0	0.0
Dry small red beans.....	01	130115	—	-1.0	1.0	-11.1	0.0	—
Dry garbanzo beans.....	01	130116	4.8	0.0	2.5	-0.1	0.0	0.0
Dry black beans.....	01	130117	-5.3	0.3	0.7	-5.6	0.0	0.0
Dry peas and lentils.....	01	13012	12.7	-2.2	0.0	3.0	-1.9	1.9
Dry peas.....	01	130120	1.8	0.7	-5.1	1.9	-1.7	7.2
Dry lentils.....	01	130121	35.2	-6.5	8.3	4.5	-2.1	-5.4
Fresh vegetables, except potatoes.....	01	1302	24.5	15.9	12.7	18.1	-24.9	5.7
Cabbage.....	01	130211	-13.7	-25.1	3.6	-7.3	-21.6	2.1
Carrots.....	01	130212	10.5	0.0	0.0	-6.1	-7.1	0.0
Celery.....	01	130213	—	-6.4	-32.5	-6.1	40.8	—
Sweet corn.....	01	130214	-19.8	14.1	41.7	-50.2	-35.8	-17.2
Lettuce.....	01	130215	65.3	17.1	14.6	144.8	-44.4	40.8
Dry onions.....	01	130216	52.9	23.8	35.1	-0.4	-4.7	-24.8
Tomatoes.....	01	130217	5.3	39.0	-0.6	21.2	-23.3	-17.8
Snap beans.....	01	130218	—	16.5	-32.6	-60.3	0.0	—
Asparagus.....	01	130221	-18.6	—	—	—	—	—
Broccoli.....	01	130222	46.7	13.9	-18.3	8.9	43.6	-7.2
Cauliflower.....	01	130223	-8.2	-22.7	4.4	25.2	-12.2	-6.5
Spinach.....	01	130224	93.7	—	16.3	-20.6	13.3	82.2
Greens.....	01	130225	6.1	-1.9	0.7	2.3	-0.8	4.3
Endive.....	01	130226	85.3	—	41.7	1.8	-38.8	37.4
Green peppers.....	01	130228	-25.4	52.7	31.1	-30.3	-17.1	-11.0
Eggplant.....	01	130229	-24.4	—	—	—	—	-20.9
Squash.....	01	130231	78.5	15.4	—	—	-1.7	-26.9

See footnotes at end of table.

Table 7. Producer price index percentage changes for commodity and service groupings and individual items, not seasonally adjusted — Continued
 [May 2024]

Title	Commodity code		Unadjusted 12-month percent change ¹	Unadjusted 1-month percent change ¹				
	Group code	Item code		May 2023 to May 2024 ^P	Dec. to Jan.	Jan. to Feb. ^P	Feb. to Mar. ^P	Mar. to Apr. ^P
Beets.....	01	130232	16.5	6.3	0.9	-7.1	-5.3	10.8
Cucumbers.....	01	130234	8.6	-	-	-	-	-26.6
Artichokes.....	01	130235	45.9	-39.3	-5.8	-19.9	-	-
Sweet potatoes.....	01	1303	15.8	-1.5	-2.4	2.1	1.2	-0.7
Sweet potatoes.....	01	130301	15.8	-1.5	-2.4	2.1	1.2	-0.7
Potatoes.....	01	1306	-55.9	-5.3	-0.7	10.8	1.7	-6.4
Round white potatoes.....	01	130602	-	-	-	-	5.7	-
Russet potatoes.....	01	130603	-67.7	-6.7	-1.7	-5.9	-0.9	-6.1
Round red potatoes.....	01	130604	14.6	3.9	5.9	5.7	11.1	-8.6
Round yellow potatoes.....	01	130605	-	6.3	5.9	-	-	-
Tree nuts.....	01	19	-1.8	0.0	-2.1	2.2	0.0	0.0
Tree nuts.....	01	1901	-1.8	0.0	-2.1	2.2	0.0	0.0
Pecans.....	01	190101	0.0	0.0	0.0	0.0	0.0	0.0
Almonds.....	01	190102	-1.0	0.0	-3.1	3.2	0.0	0.0
Filberts.....	01	190103	-1.1	0.0	0.0	0.0	0.0	0.0
Walnuts.....	01	190104	6.7	0.0	0.0	0.0	0.0	0.0
Macadamias.....	01	190105	-26.7	0.0	0.0	0.0	0.0	0.0
Pistachios.....	01	190106	-16.7	0.0	0.0	0.0	0.0	0.0
Grains.....	01	2	-26.6	-3.7	-5.1	0.6	-0.4	8.4
Wheat.....	01	21	-14.0	-2.8	-5.2	-0.8	-2.1	18.3
Wheat.....	01	2101	-14.0	-2.8	-5.2	-0.8	-2.1	18.3
Hard red winter wheat.....	01	210101	-20.7	-4.6	-5.3	3.2	-4.4	23.6
Hard red spring wheat.....	01	210102	-14.1	-1.4	-4.8	-0.1	-4.3	8.4
Soft white wheat.....	01	210103	-4.7	-3.8	-4.5	-10.7	7.7	12.2
Soft red winter wheat.....	01	210104	4.5	-0.5	-2.9	-5.2	0.8	21.2
Hard amber durum wheat.....	01	210105	3.4	8.3	-16.6	-7.8	2.4	0.1
Other grains.....	01	22	-29.1	-4.4	-5.1	1.2	-0.1	7.3
Barley.....	01	2201	-39.2	0.0	-7.8	-12.7	6.4	3.1
Barley.....	01	220101	-39.2	0.0	-7.8	-12.7	6.4	3.1
Corn.....	01	2202	-29.0	-4.5	-5.0	1.4	-0.1	7.4
Corn.....	01	220205	-29.0	-4.5	-5.0	1.4	-0.1	7.4
Oats.....	01	2203	12.4	5.8	-3.6	-4.8	-3.2	10.9
Oats.....	01	220311	12.4	5.8	-3.6	-4.8	-3.2	10.9
Sorghum.....	01	2205	-26.3	-2.7	-6.4	0.2	-2.3	7.2
Sorghum.....	01	220501	-26.3	-2.7	-6.4	0.2	-2.3	7.2
Rough rice.....	01	23	-17.7	4.6	-4.4	-3.5	-1.3	-2.8
Rough rice.....	01	2301	-17.7	4.6	-4.4	-3.5	-1.3	-2.8
Rough rice.....	01	230103	-17.7	4.6	-4.3	-3.5	-1.3	-2.8
Long grain rough rice.....	01	2301031	-5.7	1.9	1.9	0.0	0.0	-1.7
Medium/short grain rough rice.....	01	2301032	-39.1	10.1	-15.8	-11.3	-4.7	-5.9
Livestock.....	01	3	23.0	-0.6	12.8	6.1	3.8	0.3
Slaughter cattle.....	01	31	15.4	1.3	6.3	6.2	0.4	2.5
Slaughter steers and heifers.....	01	3101	8.6	2.3	4.2	3.7	-1.5	2.4
Slaughter steers and heifers.....	01	310199	8.6	2.3	4.2	3.7	-1.5	2.4
Slaughter cows and bulls.....	01	3102	45.0	-2.8	16.2	16.1	6.7	2.8
Slaughter cows and bulls.....	01	310299	45.0	-2.8	16.2	16.1	6.7	2.8
Slaughter vealers.....	01	3103	8.0	-0.2	0.1	0.7	0.9	0.9
Slaughter vealers.....	01	310399	8.0	-0.2	0.1	0.7	0.9	0.9
Slaughter hogs.....	01	32	17.7	-7.7	48.6	13.6	20.1	-4.2
Slaughter barrows and gilts.....	01	3201	16.8	-6.9	49.1	13.2	20.6	-3.4
Slaughter barrows and gilts.....	01	320199	16.8	-6.9	49.1	13.2	20.6	-3.4
Slaughter sows.....	01	3202	102.6	-26.1	33.6	26.5	4.5	-34.3
Slaughter sows.....	01	320299	102.6	-26.1	33.6	26.5	4.5	-34.3
Slaughter lambs.....	01	33	26.6	22.0	1.6	11.9	-3.9	-5.5
Slaughter lambs.....	01	3301	26.6	22.0	1.6	11.9	-3.9	-5.5
Slaughter lambs.....	01	330199	26.6	22.0	1.6	11.9	-3.9	-5.5
Feeder and replacement cattle.....	01	34	34.8	-0.8	10.0	3.3	0.9	0.3
Feeder and replacement cattle.....	01	3401	34.8	-0.8	10.0	3.3	0.9	0.3
Feeder and replacement cattle.....	01	340199	34.8	-0.8	10.0	3.3	0.9	0.3
Slaughter poultry.....	01	4	-11.4	3.8	-3.8	1.8	2.0	0.1
Slaughter chickens.....	01	41	-8.0	2.8	-3.0	2.0	3.9	-0.7

See footnotes at end of table.

Table 7. Producer price index percentage changes for commodity and service groupings and individual items, not seasonally adjusted — Continued
 [May 2024]

Title	Commodity code		Unadjusted 12-month percent change ¹	Unadjusted 1-month percent change ¹				
	Group code	Item code		May 2023 to May 2024 ^P	Dec. to Jan.	Jan. to Feb. ^P	Feb. to Mar. ^P	Mar. to Apr. ^P
Broilers and other meat type chickens.....	01	4102	-8.0	2.8	-3.0	2.0	3.9	-0.7
Slaughter chickens.....	01	410299	-8.0	2.8	-3.0	2.0	3.9	-0.7
Slaughter turkeys.....	01	42	-33.1	12.5	-10.0	0.8	-11.7	7.7
Slaughter turkeys.....	01	4201	-33.1	12.5	-10.0	0.8	-11.7	7.7
Slaughter turkeys.....	01	420199	-33.1	12.5	-10.0	0.8	-11.7	7.7
Slaughter ducks.....	01	43	0.0	0.0	0.0	0.0	0.3	0.0
Slaughter ducks.....	01	4301	0.0	0.0	0.0	0.0	0.3	0.0
Slaughter ducks.....	01	430199	0.0	0.0	0.0	0.0	0.3	0.0
Raw cotton.....	01	5	-14.1	-0.4	12.7	1.3	-11.5	-15.6
Raw cotton.....	01	51	-14.1	-0.4	12.7	1.3	-11.5	-15.6
Raw cotton.....	01	5101	-14.1	-0.4	12.7	1.3	-11.5	-15.6
Raw cotton.....	01	510101	-14.1	-0.4	12.7	1.3	-11.5	-15.6
Upland cotton.....	01	5101011	-15.4	-0.4	13.8	1.6	-12.2	-16.7
Pima cotton.....	01	5101012	5.7	0.0	-1.7	-2.9	0.0	0.0
Raw milk.....	01	6	2.2	-2.4	2.5	0.5	-1.0	-3.8
Raw milk.....	01	61	2.2	-2.4	2.5	0.5	-1.0	-3.8
Raw milk.....	01	6101	2.2	-2.4	2.5	0.5	-1.0	-3.8
Raw milk.....	01	610102	2.2	-2.4	2.5	0.5	-1.0	-3.8
Chicken eggs.....	01	7	97.6	8.6	53.8	-23.2	7.9	-33.6
Chicken eggs.....	01	71	97.6	8.6	53.8	-23.2	7.9	-33.6
Eggs for fresh use.....	01	7107	70.5	14.6	55.0	-29.8	11.2	-34.8
Eggs, jumbo.....	01	710701	52.4	14.2	57.0	-30.9	8.3	-32.4
Eggs, extra large.....	01	710702	57.2	15.3	56.5	-31.0	8.2	-33.3
Eggs, large.....	01	710703	71.7	15.9	62.2	-32.9	10.9	-35.3
Eggs, medium.....	01	710704	88.8	8.9	24.3	-11.6	16.6	-34.3
Eggs, small.....	01	710705	53.3	6.5	2.0	0.0	9.3	-38.2
Breaker stock and checks and undergrades.....	01	7108	175.7	-2.6	51.1	-8.2	2.2	-31.4
Breaker stock.....	01	710801	172.8	-2.9	51.3	-8.3	2.1	-31.2
Checks and undergrades.....	01	710802	199.4	-0.4	49.3	-7.6	2.9	-32.9
Hay, hayseeds, and oilseeds.....	01	8	-13.9	-4.5	-5.0	1.4	-0.5	5.8
Hay and hayseeds.....	01	81	-1.2	-2.0	-3.4	2.2	5.2	28.1
Hay and hayseeds.....	01	8101	-1.2	-2.0	-3.4	2.2	5.2	28.1
Alfalfa hay.....	01	810101	-23.4	-15.1	16.9	4.5	-3.2	13.5
All other hay.....	01	810102	29.7	12.0	-19.8	-0.4	15.5	43.2
Oilseeds.....	01	83	-15.9	-4.8	-5.2	1.3	-1.3	2.4
Oilseeds.....	01	8301	-15.9	-4.8	-5.2	1.3	-1.3	2.4
Peanuts.....	01	830111	-2.0	9.6	-25.2	32.0	2.2	-6.8
Cottonseed.....	01	830121	-5.9	27.9	-4.7	-5.3	-13.5	5.2
Soybeans.....	01	830131	-16.9	-6.3	-4.6	0.7	-1.1	2.7
Flaxseed.....	01	830151	-	-	-7.1	0.0	0.0	-
Sunflower.....	01	830161	-30.7	-	-	0.0	0.0	6.8
Canola.....	01	830171	-15.0	-6.0	-4.4	4.7	-0.5	4.0
Miscellaneous oil crops.....	01	830181	0.5	1.9	0.5	-1.0	0.0	0.0
Processed foods and feeds.....	02	-	1.4	-0.5	0.5	0.9	0.5	0.3
Cereal and bakery products.....	02	1	-0.7	0.0	-0.3	-0.1	-0.2	0.4
Bakery products.....	02	11	2.9	0.1	0.7	0.2	0.0	0.0
Bread (white, wheat, rye, etc.), including frozen.....	02	1102	3.9	-0.2	0.1	0.5	-0.4	0.3
Bread (white, wheat, rye, etc.), including frozen.....	02	110201	3.9	-0.2	0.1	0.5	-0.4	0.3
White pan bread.....	02	11020111	3.3	-0.2	0.2	1.0	-0.9	0.5
White hearth bread (French, Italian, etc.).....	02	11020112	3.1	0.1	-0.2	0.0	0.2	1.3
Dark wheat breads (whole wheat, cracked wheat, multigrain, etc.)....	02	11020113	5.3	0.1	0.2	0.2	-0.2	0.0
Other variety breads (rye, unleavened, raisin, potato, self-rising, salt-free, canned, etc.).....	02	11020114	4.2	-0.6	0.0	0.3	0.1	-0.5
Rolls (bread-type), muffins, bagels, and croissants.....	02	1105	1.8	0.0	0.4	-0.1	0.0	-0.4
Rolls (bread-type), muffins, bagels, and croissants.....	02	110505	1.8	0.0	0.4	-0.1	0.0	-0.4
Rolls, hamburger and wiener.....	02	11050501	-1.4	0.0	0.9	-0.1	0.1	-0.6
All other rolls, bread-type (incl. muffins, bagels, and croissants).....	02	11050502	4.6	0.1	0.0	0.0	-0.1	-0.2
Other sweet goods, excluding frozen.....	02	1107	2.1	0.0	0.1	0.4	1.1	0.0
Other sweet goods, excluding frozen.....	02	110703	2.1	0.0	0.1	0.4	1.1	0.0
Soft cakes, excluding frozen.....	02	1108	3.2	0.5	-0.9	0.2	-0.2	0.1
Soft cakes, excluding frozen.....	02	110803	3.2	0.5	-0.9	0.2	-0.2	0.1

See footnotes at end of table.

Table 7. Producer price index percentage changes for commodity and service groupings and individual items, not seasonally adjusted — Continued
 [May 2024]

Title	Commodity code		Unadjusted 12-month percent change ¹	Unadjusted 1-month percent change ¹				
	Group code	Item code		May 2023 to May 2024 ^P	Dec. to Jan.	Jan. to Feb. ^P	Feb. to Mar. ^P	Mar. to Apr. ^P
Pies (fruit, cream, and custard), excluding frozen.....	02	1109	-	0.2	-0.6	0.2	-0.1	0.2
Pies (fruit, cream, and custard), excluding frozen.....	02	110903	-	0.2	-0.6	0.2	-0.1	0.2
Cookies, crackers, and related products.....	02	1121	2.9	0.0	2.8	0.0	0.0	0.0
Cookies, wafers, and ice cream cones and cups (excluding frozen).....	02	112103	4.4	0.0	4.3	0.0	0.0	0.0
Crackers, biscuits, and related products.....	02	112104	0.1	0.0	0.0	0.0	0.0	0.0
Saltines and all other crackers, cracker meal and crumbs, and biscuits.....	02	1121042	0.1	0.0	0.0	0.0	0.0	0.0
Retail bakery products, excluding retail trade.....	02	1130	4.7	0.7	0.4	0.0	0.6	0.0
Retail bakery products, excluding retail trade.....	02	113001	4.7	0.7	0.4	0.0	0.6	0.0
Flour and flour base mixes and doughs.....	02	12	-2.6	-0.3	-0.1	-1.0	-0.5	1.5
Wheat flour.....	02	1203	-7.2	-1.0	-0.5	-2.5	-1.3	4.8
Wheat flour.....	02	120301	-7.2	-1.0	-0.5	-2.5	-1.3	4.8
Flour base mixes and doughs.....	02	1204	0.1	0.1	0.1	-0.2	-0.1	-0.2
Flour base mixes and doughs.....	02	120401	0.1	0.1	0.1	-0.2	-0.1	-0.2
Prepared flour mixes, including refrigerated and frozen doughs and batters, made in flour mills.....	02	1204011	-1.7	-0.2	0.0	0.0	-0.1	0.0
Flour mixes, excluding cake mixes, made from purchased flour.....	02	1204013	0.2	0.1	0.2	-0.2	-0.1	-0.2
Milled rice and byproducts.....	02	13	-6.7	-0.8	0.1	0.7	0.5	-0.1
Head rice.....	02	1301	-2.7	-0.4	-0.1	0.6	0.7	-0.1
Head rice.....	02	130106	-2.7	-0.4	-0.1	0.6	0.7	-0.1
Head rice not packaged with other ingredients.....	02	1301066	-5.0	-0.6	-0.5	0.4	0.6	-0.1
Milled rice (incl second heads, screenings, brewers, bran, sharps, rice flour, and byproducts).....	02	1302	-11.4	-1.3	0.3	0.8	0.2	-0.1
Milled rice (incl second heads, screenings, brewers, bran, sharps, rice flour, and byproducts).....	02	130201	-11.4	-1.3	0.3	0.8	0.2	-0.1
Cereal and pasta products.....	02	14	-5.7	0.1	-2.6	-0.2	-0.4	0.4
Dry macaroni, spaghetti, and egg noodle products, made from purchased flour.....	02	1402	-3.2	-1.8	-0.6	0.0	0.0	0.0
Dry macaroni, spaghetti, and egg noodle products, made from purchased flour.....	02	140203	-3.2	-1.8	-0.6	0.0	0.0	0.0
Dry macaroni, spaghetti, and egg noodle products, made from purchased flour.....	02	14020303	-3.2	-1.8	-0.6	0.0	0.0	0.0
Cereal and mill products, other than flour.....	02	1409	-6.2	0.5	-3.0	-0.3	-0.5	0.5
Manufactured starch, made by wet milling.....	02	140907	-12.5	0.6	-9.6	0.5	0.2	0.0
Wheat mill products, corn mill products, and other grain mill products except flour.....	02	140908	-17.9	-1.6	-3.9	-1.3	-1.6	1.7
Wheat mill products, except flour.....	02	1409081	-30.2	-2.9	-9.5	-4.1	-1.2	3.6
Corn mill products.....	02	1409082	-10.7	-1.8	-1.5	-0.4	-0.4	1.3
Other grain mill products.....	02	1409083	-15.3	0.6	-2.0	0.2	-4.7	0.3
Breakfast cereal.....	02	140909	4.5	1.8	0.0	0.0	-0.2	0.0
Meats, poultry, and fish.....	02	2	5.4	-1.7	0.7	2.8	2.3	0.5
Meats.....	02	21	5.4	-3.1	0.7	2.1	1.2	-0.1
Beef and veal products, fresh or frozen.....	02	2101	0.0	-2.9	2.8	2.6	-0.6	-0.4
Beef, fresh/frozen variety meats, not canned or made into sausage, made in slaughtering plants.....	02	210126	8.0	1.4	3.1	2.7	2.4	1.9
Beef, fresh/frozen whole/half carcass, not canned or made into sausage, misp.....	02	210131	10.1	5.4	5.7	0.9	-3.9	-0.1
Beef, fresh/frozen, primal and subprimal cuts, made in slaughtering plants.....	02	210133	-1.8	-4.1	2.5	2.8	-0.5	-0.7
Lamb/mutton, fresh or frozen, not canned or made into sausage, made in slaughtering plants.....	02	2103	0.8	0.1	1.9	0.1	0.0	-1.2
Lamb/mutton, fresh or frozen, not canned or made into sausage, made in slaughtering plants.....	02	210321	0.8	0.1	1.9	0.1	0.0	-1.2
Pork products, fresh, frozen, or processed, except sausage.....	02	2104	20.8	-5.0	-3.7	1.1	2.8	1.6
Pork, fresh/frozen, unprocessed, all cuts, except sausage, made in slaughtering plants.....	02	210444	44.2	-7.1	-4.7	-0.4	4.4	2.4
Pork, processed or cured, not canned or made into sausage.....	02	210447	-1.5	-1.9	-2.3	3.0	0.7	0.4
Pork, processed or cured, not canned or made into sausage, made in slaughtering plants.....	02	2104471	3.1	-1.8	-6.1	9.7	-5.6	0.7
Pork, processed or cured, not canned or made into sausage, mfpc.....	02	2104472	-3.0	-1.9	-0.8	0.7	3.1	0.3
Pork, sweet-pickled, dry-cured, or dry salt, not canned or made into sausage, mfpc.....	02	21044721	-0.7	0.2	-0.8	0.0	0.1	0.0
Smoked hams and picnics, excluding canned, made from purchased carcasses.....	02	21044722	-1.3	-1.5	-5.4	-4.8	8.3	2.4
Smoked slab bacon, made from purchased carcasses.....	02	21044723	-10.8	-3.4	-1.6	3.3	-1.2	0.9
Smoked sliced bacon, made from purchased carcasses.....	02	21044724	0.6	-3.5	2.2	4.3	3.0	-0.9
Other smoked pork, not canned or made into sausage, made from purchased carcasses.....	02	21044725	-4.6	0.4	-1.3	0.6	-0.6	0.2

See footnotes at end of table.

Table 7. Producer price index percentage changes for commodity and service groupings and individual items, not seasonally adjusted — Continued
 [May 2024]

Title	Commodity code		Unadjusted 12-month percent change ¹	Unadjusted 1-month percent change ¹				
	Group code	Item code		May 2023 to May 2024 ^P	Dec. to Jan.	Jan. to Feb. ^P	Feb. to Mar. ^P	Mar. to Apr. ^P
Boiled ham, barbecue pork, and other cooked pork, excluding canned meats and sausage, mfpc.....	02	21044726	-14.3	0.0	0.0	0.0	0.0	0.0
Other meats, fresh, frozen, or canned.....	02	2105	2.1	-1.9	0.9	2.3	2.7	-0.6
Fresh/processed sausage, deli & cooked meats, etc.....	02	210503	2.9	-2.1	-1.3	2.4	1.3	-0.9
Fresh and processed sausage, deli, and cooked meats, made in slaughtering plants.....	02	2105031	4.9	-2.7	-1.9	0.9	2.7	-1.5
Fresh and processed sausage, deli, and cooked meats, mfpc.....	02	2105032	2.6	-2.1	-1.2	2.6	1.2	-0.8
Fresh sausage (pork sausage, breakfast links, etc.), excluding canned, mfpc.....	02	21050321	11.4	-5.1	0.8	4.7	5.2	-1.7
Dry or semidry sausage (salami, cervelat, pepperoni, summer sausage, pork roll, etc), mfpc.....	02	21050322	-6.3	-0.8	-3.7	3.1	-1.9	-1.8
Frankfurters, including wieners, excluding canned, made from purchased carcasses.....	02	21050323	0.0	-0.7	-0.7	0.6	-0.1	0.3
Other sausage (smoked or cooked) & jellied goods & similar preparations, excluding canned, mfpc.....	02	21050324	6.0	-0.3	-0.9	0.2	0.3	1.5
Boxed meat (beef, pork, lamb, etc.), made from purchased carcasses.....	02	210504	5.7	3.2	0.7	1.3	2.3	-2.3
Canned meats, excluding dog, cat, and baby food.....	02	210579	4.1	1.4	1.6	-1.6	4.1	-2.0
Frozen ground meat patties and other processed, frozen, or cooked meats, mfpc.....	02	210586	-0.3	-4.1	3.3	3.0	4.0	0.5
Processed poultry.....	02	22	7.4	-0.6	2.1	4.5	4.4	3.0
Young chickens, including bulk, chilled, frozen, whole, and in parts.....	02	2203	9.5	-1.1	1.5	3.1	4.8	2.0
Young chickens, including bulk, chilled, frozen, whole, and in parts.....	02	220333	9.5	-1.1	1.5	3.1	4.8	2.0
Turkeys, including frozen, whole, and in parts.....	02	2206	-18.5	4.3	-2.9	0.4	-0.8	1.2
Turkeys, including frozen, whole, and in parts.....	02	220611	-18.5	4.3	-2.9	0.4	-0.8	1.2
Canned, cooked, smoked or prepared poultry.....	02	2208	18.3	-1.9	6.9	10.2	6.6	6.2
Canned, cooked, smoked or prepared poultry.....	02	220811	18.3	-1.9	6.9	10.2	6.6	6.2
Chicken hens and other poultry/small game.....	02	2209	-2.0	-0.3	-1.5	0.0	-0.3	-0.5
Other poultry/small game (duck, goose, rabbit, etc.).....	02	220911	-5.1	-0.8	-4.7	0.0	-0.9	-0.5
Unprocessed and prepared seafood.....	02	23	-1.4	5.9	-3.7	2.3	3.0	-3.3
Unprocessed finfish.....	02	2301	-17.3	46.6	-38.4	6.2	42.5	-14.2
Haddock.....	02	230101	-27.0	48.6	-37.0	30.6	51.7	-12.2
Halibut.....	02	230102	-1.2	113.3	-42.9	66.4	-34.4	-19.5
Flounder.....	02	230131	43.1	50.8	-36.7	43.7	38.6	-4.9
Cod.....	02	230132	-20.0	14.8	-26.1	4.5	1.0	10.6
Pollock.....	02	230133	42.3	-15.5	-10.3	-14.2	23.3	75.1
Tuna.....	02	230136	-14.7	28.3	-20.7	10.8	7.4	-9.6
Other finfish.....	02	230199	-26.8	108.1	-52.3	7.8	85.4	-52.6
Unprocessed shellfish.....	02	2305	10.1	7.8	5.0	6.0	-4.9	-5.3
Shrimp.....	02	230501	-4.0	7.3	-1.6	0.0	-0.1	0.1
Crabs.....	02	230502	59.5	-	-	-	-	-
Lobsters.....	02	230503	-20.6	20.0	22.0	16.1	-8.2	-47.8
Clams.....	02	230504	-3.8	2.2	-2.0	0.0	0.0	-1.5
Oysters.....	02	230505	-19.7	0.0	-12.6	0.0	-6.2	0.0
Sea scallops.....	02	230506	2.1	1.4	-0.8	-1.1	-3.7	1.3
Mussels.....	02	230507	0.0	0.0	0.0	0.0	0.0	0.0
Prepared fresh and frozen seafood.....	02	2306	-0.4	0.2	0.8	1.3	0.3	-0.9
Prepared fresh fish/seafood, inc. surimi/surimi-based products.....	02	230601	0.7	0.9	0.6	-0.3	0.1	-0.7
Prepared frozen fish.....	02	230602	-5.9	-0.3	0.9	1.3	0.5	0.6
Prepared frozen shellfish.....	02	230603	-3.6	0.8	1.6	0.1	1.0	-2.8
Other prepared fresh and frozen seafood.....	02	230604	17.4	-0.3	0.4	4.9	-0.7	-3.6
Dairy products.....	02	3	2.1	-1.3	1.2	1.0	-0.3	1.7
Fluid milk products.....	02	31	2.9	-1.7	0.0	1.8	0.5	-0.4
Packaged fluid milk and related products.....	02	3103	0.5	-1.6	-0.9	2.2	0.7	-1.1
Fluid whole milk.....	02	310301	-0.4	-2.6	-1.2	2.3	1.0	-1.7
Reduced fat and lowfat milk (1/2-2).....	02	310302	-2.4	-1.2	-1.1	2.5	0.6	-2.0
Fat free or skim milk.....	02	310303	-2.7	1.5	-1.3	1.5	0.1	-2.3
Other fluid milk related products, packaged, incl. cartons, bottles, cans, and dispenser cans.....	02	310304	7.8	-2.1	-0.1	1.9	0.9	1.5
Cottage cheese.....	02	3104	1.7	0.1	0.1	0.4	-0.1	-1.9
Cottage cheese.....	02	310401	1.7	0.1	0.1	0.4	-0.1	-1.9
Other milk products.....	02	3105	-0.5	-0.2	-0.1	0.4	-0.9	-0.4
Other milk products.....	02	310501	-0.5	-0.2	-0.1	0.4	-0.9	-0.4
Yogurt, excluding frozen.....	02	3105011	-0.2	0.1	-0.1	0.0	0.0	0.0
Other packaged milk products.....	02	3105012	-1.0	-0.6	-0.1	1.0	-2.3	-1.0
Bulk fluid milk and cream.....	02	3106	14.6	-4.4	2.6	3.3	1.9	1.3
Bulk fluid milk and cream.....	02	310601	14.6	-4.4	2.6	3.3	1.9	1.3

See footnotes at end of table.

Table 7. Producer price index percentage changes for commodity and service groupings and individual items, not seasonally adjusted — Continued
 [May 2024]

Title	Commodity code		Unadjusted 12-month percent change ¹	Unadjusted 1-month percent change ¹				
	Group code	Item code		May 2023 to May 2024 ^P	Dec. to Jan.	Jan. to Feb. ^P	Feb. to Mar. ^P	Mar. to Apr. ^P
Butter.....	02	32	23.5	0.8	4.7	4.1	3.3	2.1
Butter.....	02	3201	23.5	0.8	4.7	4.1	3.3	2.1
Butter.....	02	320114	23.5	0.8	4.7	4.1	3.3	2.1
Natural, processed, and imitation cheese.....	02	33	1.0	-2.3	1.4	-0.4	-0.9	5.0
Natural cheese, except cottage cheese.....	02	3302	-0.1	-2.1	1.3	-0.5	-1.1	4.8
Natural cheese, except cottage cheese.....	02	330212	-0.1	-2.1	1.3	-0.5	-1.1	4.8
Natural cheese, except lowfat, shipped in consumer packages or containers (3 lbs or less).....	02	3302121	-0.9	-0.6	0.1	0.0	0.0	0.2
Natural cheese, except lowfat, shipped in packages or containers (more than 3 lbs) or bulk.....	02	3302122	1.7	-3.8	2.6	-1.5	-2.1	10.8
Lowfat natural cheese, except cottage cheese, shipped in consumer packages (3 lbs. or less).....	02	3302123	0.9	0.1	0.1	-0.1	0.0	0.2
Lowfat natural cheese, except cottage cheese, shipped in packages (more than 3 lbs.) or in bulk.....	02	3302124	-1.7	-4.6	2.8	-0.3	-3.3	8.9
Processed cheese and related products.....	02	3303	4.2	-4.1	2.2	-0.1	-0.5	7.1
Process cheese and related products.....	02	330312	4.2	-4.1	2.2	-0.1	-0.5	7.1
Process cheese, shipped in consumer packages or containers (3 lbs. or less).....	02	3303121	5.1	-2.6	2.3	0.2	-1.5	7.6
All other process cheese and related products.....	02	3303122	3.6	-5.3	2.1	-0.2	0.4	6.8
Process cheese shipped in packages or containers (more than 3 lbs.) or in bulk.....	02	33031221	-6.9	-5.0	-2.5	0.3	2.7	-2.2
Cheese food, spread, and other related products.....	02	33031225	14.2	-5.5	6.7	-0.8	-1.7	15.6
Raw liquid whey.....	02	3307	36.5	14.6	6.9	1.6	4.3	-1.3
Raw liquid whey.....	02	330701	36.5	14.6	6.9	1.6	4.3	-1.3
Ice cream and frozen desserts.....	02	34	0.8	0.1	0.1	-0.1	0.1	0.0
Ice cream and frozen desserts.....	02	3402	0.8	0.1	0.1	-0.1	0.1	0.0
Ice cream and frozen desserts.....	02	340201	0.8	0.1	0.1	-0.1	0.1	0.0
Ice cream, excl. lowfat and nonfat (incl. custards), shipped in bulk (containers 3 gal or more).....	02	3402011	1.4	-0.4	-0.3	0.6	0.4	0.0
Ice cream, incl. custards (excl. lowfat and nonfat) shipped in sizes less than 3 gallons.....	02	3402012	0.8	0.3	0.0	-0.2	0.0	0.0
Ice cream, including custards (excluding lowfat and nonfat), novelty forms.....	02	3402013	0.4	0.0	0.3	0.1	0.1	0.0
Ice cream, including custards, lowfat and nonfat.....	02	3402014	0.4	0.0	0.0	-0.2	0.1	0.0
Frozen desserts containing fats other than butterfat (incl. soy, rice, almond, oats, etc.).....	02	3402016	0.9	0.1	0.0	0.0	0.0	0.0
Other frozen desserts (yogurt, sherbet, water ices, mellorine, frozen pudding, gelato, etc.).....	02	3402019	2.2	0.0	0.4	-0.2	0.0	0.1
Dry, condensed, and evaporated milk products.....	02	35	-2.8	0.7	2.8	2.2	-1.8	-1.2
Dry milk products, including feed grade.....	02	3502	-6.1	0.5	4.1	2.1	-2.6	-2.4
Dry milk products, including feed grade.....	02	350201	-6.1	0.5	4.1	2.1	-2.6	-2.4
Liquid milk products.....	02	3503	6.7	3.2	0.1	3.5	-0.3	1.8
Consumer-type canned milk products.....	02	350301	3.8	2.8	-0.1	0.1	0.5	-0.1
Bulk liquid milk products, including feed grade.....	02	350303	13.4	4.3	0.5	11.7	-2.2	6.1
Ice cream mixes and related products.....	02	3505	2.4	-2.8	-1.2	0.9	1.1	1.2
Ice cream mixes and related products.....	02	350502	2.4	-2.8	-1.2	0.9	1.1	1.2
Processed fruits and vegetables.....	02	4	5.0	0.6	0.0	-0.9	0.2	0.5
Canned fruits and juices.....	02	41	5.8	1.6	0.3	-0.4	-0.1	0.6
Canned fruits, excluding baby foods.....	02	4101	3.8	0.2	1.0	-0.5	-0.3	1.7
Canned fruits, excluding baby foods.....	02	410105	3.8	0.2	1.0	-0.5	-0.3	1.7
Canned and fresh fruit juices, nectars, and concentrates.....	02	4102	7.0	2.4	-0.1	-0.4	0.0	0.0
Canned and fresh fruit juices, nectars, and concentrates.....	02	410239	7.0	2.4	-0.1	-0.4	0.0	0.0
Frozen fruits, juices and ades.....	02	42	16.3	0.4	0.1	0.7	0.4	0.7
Frozen fruits.....	02	4202	2.5	1.0	0.1	1.9	1.1	1.7
Frozen fruits.....	02	420209	2.5	1.0	0.1	1.9	1.1	1.7
Canned vegetables and juices.....	02	44	1.6	0.2	0.5	-1.9	-0.2	0.2
Canned vegetables and juices.....	02	4401	1.6	0.2	0.5	-1.9	-0.2	0.2
Canned vegetables.....	02	440102	-1.5	0.3	-0.6	-0.7	-0.5	-0.5
Canned catsup and other tomato based sauces.....	02	440127	4.1	0.1	1.5	-3.0	0.1	0.8
Frozen vegetables.....	02	45	8.0	-0.2	-0.7	-0.4	1.2	0.0
Frozen potato products (French-fried, patties, puffs, etc.).....	02	4502	14.2	0.0	-1.4	-0.7	2.3	0.0
Frozen potato products (French-fried, patties, puffs, etc.).....	02	450202	14.2	0.0	-1.4	-0.7	2.3	0.0
Frozen vegetables, other than potato products.....	02	4505	-0.3	-0.6	0.5	0.1	-0.5	0.0
Frozen vegetables, other than potato products.....	02	450509	-0.3	-0.6	0.5	0.1	-0.5	0.0
Dried and dehydrated food.....	02	48	0.6	1.3	-0.4	-1.5	-0.5	1.5

See footnotes at end of table.

Table 7. Producer price index percentage changes for commodity and service groupings and individual items, not seasonally adjusted — Continued
 [May 2024]

Title	Commodity code		Unadjusted 12-month percent change ¹	Unadjusted 1-month percent change ¹				
	Group code	Item code		May 2023 to May 2024 ^P	Dec. to Jan.	Jan. to Feb. ^P	Feb. to Mar. ^P	Mar. to Apr. ^P
Dried and dehydrated food.....	02	4801	0.6	1.3	-0.4	-1.5	-0.5	1.5
Dried and dehydrated food.....	02	480101	0.6	1.3	-0.4	-1.5	-0.5	1.5
Soup mixes (including dried/dehydrated/freeze-dried) and bouillon....	02	48010101	-5.2	0.0	0.0	0.0	0.0	0.0
Dried and dehydrated fruits and vegetables, including freeze-dried. . .	02	48010102	2.0	0.7	0.0	-0.8	-0.7	0.7
Sugar and confectionery.....	02	5	8.1	0.4	2.6	1.7	2.6	-0.8
Raw cane sugar and sugar cane mill products and byproducts.....	02	52	8.8	-1.8	0.7	1.3	0.0	0.1
Raw cane sugar and sugarcane mill products and byproducts.....	02	5201	8.8	-1.8	0.7	1.3	0.0	0.1
Raw cane sugar and sugarcane mill products and byproducts.....	02	520106	8.8	-1.8	0.7	1.3	0.0	0.1
Refined sugar products and byproducts.....	02	53	17.9	2.6	8.7	1.7	-0.1	0.2
Refined sugar products and byproducts.....	02	5307	17.9	2.6	8.7	1.7	-0.1	0.2
Refined granulated cane sugar and byproducts.....	02	530701	15.0	0.2	7.1	1.7	-0.4	1.0
Beet sugar.....	02	530702	20.8	5.1	10.2	1.8	0.1	-0.6
Confectionery materials.....	02	54	17.5	-0.5	3.7	6.5	11.7	-3.7
Confectionery materials.....	02	5401	17.5	-0.5	3.7	6.5	11.7	-3.7
Corn sweeteners, made by wet milling.....	02	540107	-6.6	-1.0	0.5	-2.7	-1.0	7.3
Chocolate coatings, made from cacao beans.....	02	540108	48.0	0.1	7.1	13.4	12.6	-4.7
Other chocolate and cocoa products, made from cacao beans.....	02	540109	64.6	0.3	8.5	19.9	28.2	-14.5
Confectionery end products.....	02	55	2.7	0.3	0.8	0.3	0.5	0.0
Candy and nuts.....	02	5503	2.9	0.3	0.9	0.3	0.6	0.0
Chocolate and chocolate-type confectionery products.....	02	550301	5.6	-0.1	1.8	-0.3	1.7	0.2
Chocolate/chocolate-type confectionery prods, cacao beans.....	02	5503011	4.1	0.0	4.0	0.0	0.0	0.0
Chocolate/confectionery products, made from purchased chocolate, not retailed.....	02	5503014	5.9	-0.2	1.4	-0.4	2.0	0.2
Nonchocolate-type confectioneries.....	02	550302	2.8	0.2	0.6	0.0	0.0	0.1
Nuts and seeds (salted, roasted, cooked or blanched).....	02	550304	0.0	1.0	0.0	1.3	-0.3	-0.5
Nuts (salted, roasted, cooked, or blanched), sold in bulk.....	02	5503041	0.0	1.2	0.0	1.5	-0.3	-0.6
Canned nuts (salted, roasted, cooked, or blanched).....	02	5503042	0.5	-1.5	1.2	-1.0	0.1	-0.4
All other packaged nuts, including all types of seeds (salted, roasted, cooked, or blanched).....	02	5503043	0.2	-0.3	0.1	0.0	-0.2	0.9
Other confectionery-type products.....	02	550305	0.2	0.0	0.0	0.0	0.0	0.0
Beverages and beverage materials.....	02	6	1.8	1.2	0.8	0.1	-0.1	0.0
Alcoholic beverages.....	02	61	0.5	0.2	0.1	0.1	0.1	-0.3
Malt beverages.....	02	6101	2.3	0.6	0.0	0.2	0.2	0.1
Bottled beer and ale.....	02	610101	1.2	0.4	0.0	0.0	0.0	0.0
Canned beer and ale.....	02	610103	0.9	0.4	-0.1	0.5	0.1	0.0
Beer and ale in barrels and kegs.....	02	610105	4.1	0.9	0.1	0.0	0.5	0.3
All other malt beverages and brewing products.....	02	610108	2.0	1.5	0.4	0.0	-0.7	0.0
Distilled and bottled liquor, excluding brandy.....	02	6102	-3.2	0.0	0.2	-0.3	0.0	0.0
Distilled liquor, excluding brandy.....	02	610202	-6.8	0.0	-0.1	-0.6	0.0	0.0
Distilled whiskey, all other distilled liquor, excluding brandy.....	02	6102022	-6.8	0.0	-0.1	-0.6	0.0	0.0
Bottled liquor, excluding brandy.....	02	610204	0.1	0.0	0.4	0.0	0.0	0.0
Bottled whiskey.....	02	6102041	-0.1	0.0	0.1	0.0	0.0	0.0
Bottled gin, vodka, rum, cordials, cocktails, and similar compounds...	02	6102042	0.3	0.0	0.8	0.0	0.0	0.0
Wines, brandy, and brandy spirits.....	02	6104	0.4	-0.1	0.0	0.2	0.1	-1.0
Wines, brandy, and brandy spirits.....	02	610441	0.4	-0.1	0.0	0.2	0.1	-1.0
Wines, white, red & rose grape, and other fruit, 14 percent or less alcohol.....	02	6104411	0.2	-0.1	0.0	0.3	0.1	-1.1
Wines, white grape, 14 percent or less alcohol content.....	02	61044111	0.4	0.0	0.0	0.2	0.1	-1.5
Wines, red grape, 14 percent or less alcohol content.....	02	61044112	0.0	-0.3	0.1	0.3	0.1	-0.8
Wines, rose grape & other fruits & berries, 14 percent or less alcohol.....	02	61044113	1.7	0.2	0.3	0.5	0.6	-0.5
Wines, dessert, effervescent, and wine coolers.....	02	6104412	3.2	-0.2	0.1	-3.0	0.4	-0.6
Other wines, brandy, and brandy spirits.....	02	6104413	0.5	-0.4	-0.1	1.0	-0.9	0.4
Soft drinks.....	02	62	2.9	3.0	2.0	0.2	-0.2	0.3
Soft drinks, non-carbonated and bottled water.....	02	6206	-4.5	3.3	1.3	-0.2	0.0	-0.6
Bottled water, non-carb, processed or pasteurized.....	02	620608	0.3	-0.6	-0.8	-0.2	0.1	0.7
Soft drinks, non-carbonated.....	02	620609	-6.8	5.6	3.2	-0.2	-0.1	-1.8
Soft drinks, non-carbonated, iced tea and other types.....	02	6206093	7.1	2.5	4.1	0.9	-0.5	-1.3
Soft drinks, non-carbonated, fruit drinks, cocktails, ades.....	02	6206094	-13.7	7.5	2.6	-0.8	0.2	-2.1
Soft drinks, carbonated, bottle/can, all types.....	02	6210	7.9	2.9	2.0	-0.3	0.9	0.4
Soft drinks, carbonated, bottle/can, all types.....	02	621001	7.9	2.9	2.0	-0.3	0.9	0.4
Soft drinks, energy and sport.....	02	6211	-	-	3.0	2.0	-2.9	1.4
Soft drinks, energy and sport.....	02	621101	-	-	3.0	2.0	-2.9	1.4
Packaged beverage materials.....	02	63	4.4	-0.2	-0.2	-0.1	-0.6	-0.2

See footnotes at end of table.

Table 7. Producer price index percentage changes for commodity and service groupings and individual items, not seasonally adjusted — Continued
 [May 2024]

Title	Commodity code		Unadjusted 12-month percent change ¹	Unadjusted 1-month percent change ¹				
	Group code	Item code		May 2023 to May 2024 ^P	Dec. to Jan.	Jan. to Feb. ^P	Feb. to Mar. ^P	Mar. to Apr. ^P
Coffee (whole bean, ground, & instant).....	02	6301	4.9	-0.2	-0.2	-0.1	-0.7	-0.2
Coffee, concentrated, including coffee substitutes.....	02	630103	2.9	0.0	0.0	0.0	0.0	0.0
Roasted coffee.....	02	630104	5.0	-0.2	-0.2	-0.1	-0.7	-0.2
Tea in consumer packages, exc. canned ice tea.....	02	6303	0.2	0.0	-0.6	0.2	0.1	0.0
Tea in consumer packages, exc. canned ice tea.....	02	630313	0.2	0.0	-0.6	0.2	0.1	0.0
Other beverage materials.....	02	64	0.0	-1.3	0.0	0.2	-0.2	0.0
Other beverage materials.....	02	6401	0.0	-1.3	0.0	0.2	-0.2	0.0
Malt and malt byproducts.....	02	640101	-1.1	-0.8	0.1	0.7	-0.5	0.0
Liquid beverage bases, excluding use by soft drink bottlers.....	02	640109	-9.1	-8.0	0.0	0.0	0.0	0.0
Fats and oils.....	02	7	-7.0	-3.0	-2.1	-0.1	-0.7	-0.3
Shortening, cooking oil, and margarine.....	02	78	-2.4	-0.9	0.3	1.5	0.1	-2.3
Shortening, cooking oil, and margarine.....	02	7801	-2.4	-0.9	0.3	1.5	0.1	-2.3
Margarine, butter blends, and butter substitutes.....	02	780109	-	2.8	-0.1	-0.3	-0.3	-
Shortening and cooking oils.....	02	780115	-1.4	-1.7	0.4	2.0	0.2	-2.9
Other oilseed processing.....	02	7A	-12.3	-4.0	-4.3	-1.0	0.2	-2.3
Other oilseed processing.....	02	7A01	-12.3	-4.0	-4.3	-1.0	0.2	-2.3
Cotton linters.....	02	7A0104	-46.7	1.0	1.1	0.0	1.0	0.3
Cottonseed cake, meal, hulls, and other byproducts.....	02	7A0105	-13.5	-2.2	-1.3	-0.7	-1.7	0.3
Cottonseed cake and meal.....	02	7A01051	-9.5	0.0	-1.1	-1.3	-2.7	3.4
Other crude and refined vegetable oils and other vegetable mill products.....	02	7A0106	-4.6	-1.0	-0.6	-0.6	-0.9	0.6
Other crude vegetable oils, including linseed, peanut, sunflower, safflower, etc.....	02	7A01061	-1.9	-0.6	-0.7	-0.3	-0.4	0.8
Other vegetable oil mill products, including all oil seed cake and meal.....	02	7A01063	-6.5	-1.2	-0.4	-0.8	-1.4	0.5
Corn oil, crude and refined.....	02	7B	-	-7.0	-3.7	-3.3	-6.7	-
Corn oil, made by wet milling.....	02	7B01	-	-7.0	-3.7	-3.3	-6.7	-
Corn oil, made by wet milling.....	02	7B0101	-	-7.0	-3.7	-3.3	-6.7	-
Miscellaneous processed foods.....	02	8	0.7	0.4	1.5	0.7	-0.3	-0.4
Canned jams, jellies, and preserves.....	02	81	0.3	0.0	-0.1	0.0	0.1	0.0
Canned jams, jellies, and preserves.....	02	8101	0.3	0.0	-0.1	0.0	0.1	0.0
Canned jams, jellies, and preserves.....	02	810102	0.3	0.0	-0.1	0.0	0.1	0.0
Pickles and other pickled products, including horseradish.....	02	82	-1.4	0.0	0.2	0.0	0.0	0.0
Pickles and other pickled products.....	02	8201	-1.4	0.0	0.2	0.0	0.0	0.0
Pickles and other pickled products, including horseradish.....	02	820106	-1.4	0.0	0.2	0.0	0.0	0.0
Specialty canning.....	02	84	0.2	0.4	0.1	0.0	-0.1	-0.1
Specialty canning.....	02	8401	0.2	0.4	0.1	0.0	-0.1	-0.1
Canned dry beans.....	02	840102	0.0	0.0	0.1	-0.1	0.2	-0.3
Canned soups and stews, excluding frozen and seafood.....	02	840104	0.2	0.6	0.0	-0.1	0.1	-0.1
Canned baby foods and other canned specialties/nationality foods.....	02	840105	0.2	0.0	0.5	0.2	-0.7	0.0
Frozen specialty food.....	02	85	0.3	0.7	0.2	-0.1	-0.1	-0.1
Frozen specialty food.....	02	8501	0.3	0.7	0.2	-0.1	-0.1	-0.1
Frozen cakes, pies, and other pastries.....	02	850109	0.9	3.3	-0.4	-0.4	0.0	-0.4
Frozen dinners (beef, pork, and poultry pies) and nationality foods, incl. frozen pizza.....	02	850111	0.1	-0.1	-0.1	0.3	-0.4	0.4
Other frozen specialties, incl. all whipped topping, waffles, soups, etc., excluding seafood.....	02	850113	0.1	-0.4	2.4	-1.2	1.2	-1.6
Prepared sauces, except tomato.....	02	86	9.4	0.4	0.5	0.0	0.4	0.0
Prepared sauces, excluding tomato-based sauces and sauces comprised of 20 percent or more meat.....	02	8601	9.4	0.4	0.5	0.0	0.4	0.0
Prepared sauces, excluding tomato-based sauces and sauces comprised of 20 percent or more meat.....	02	860103	9.4	0.4	0.5	0.0	0.4	0.0
Other miscellaneous processed foods.....	02	89	2.0	0.4	1.1	1.7	-0.6	0.1
Other miscellaneous processed foods.....	02	8901	2.0	0.4	1.1	1.7	-0.6	0.1
Mayonnaise, salad dressings, and sandwich spreads.....	02	890102	-0.5	-0.1	-0.3	0.0	0.0	0.0
Dry mix food preparations.....	02	890148	0.8	0.2	0.0	-0.1	0.0	0.0
Perishable non-frozen prepared food, including tortillas.....	02	890149	0.9	0.3	0.5	0.4	2.2	-0.7
Perishable prepared foods.....	02	8901492	-0.4	-0.2	0.4	0.5	3.0	-0.9
Flavoring extracts, emulsions, liquid flavors, and food colorings.....	02	890151	2.0	1.5	0.0	0.0	0.0	0.0
Other flavoring agents, except chocolate syrup.....	02	890154	1.8	2.9	3.0	-2.6	1.3	1.1
Soft drink flavoring syrup, sold in bulk.....	02	89015411	5.6	5.6	0.0	0.0	0.0	0.0
Other flavoring agents (except chocolate syrups).....	02	89015412	1.7	1.7	0.0	0.0	0.0	0.0
Table salt (evaporated), pepper (white and black), and other spices.....	02	890156	3.1	0.3	2.2	0.3	0.2	0.0

See footnotes at end of table.

Table 7. Producer price index percentage changes for commodity and service groupings and individual items, not seasonally adjusted — Continued
 [May 2024]

Title	Commodity code		Unadjusted 12-month percent change ¹	Unadjusted 1-month percent change ¹				
	Group code	Item code		May 2023 to May 2024 ^P	Dec. to Jan.	Jan. to Feb. ^P	Feb. to Mar. ^P	Mar. to Apr. ^P
Pepper and other spices in commercial sizes (1 lb or more).....	02	8901566	-	1.1	0.0	1.1	0.6	-
Peanut butter.....	02	890158	3.4	-1.3	-1.0	-1.3	-0.4	4.2
Ice.....	02	890161	-3.2	-1.4	0.0	0.0	0.0	0.0
Dairy product alternatives, including plant-based.....	02	890162	3.4	-0.1	0.0	-0.2	0.0	0.8
Dry, condensed, and evaporated dairy product alternatives, including plant-based.....	02	8901621	7.1	0.0	0.0	0.7	0.0	0.0
Liquid dairy product alternatives, including plant-based.....	02	8901622	0.3	-0.2	-0.1	-1.0	0.1	1.5
Perishable beverage dairy milk alternatives, including plant-based.....	02	89016221	-	0.0	-0.1	-1.2	0.0	0.0
All other liquid dairy product alternatives, including plant-based.....	02	89016222	-	-1.0	-0.1	0.0	0.4	7.3
Chips (potato, corn, etc.).....	02	890172	4.2	0.0	1.7	6.4	-3.7	-0.2
Potato chips and sticks, plain and flavored.....	02	8901721	4.4	0.0	1.2	2.6	1.0	0.0
Corn chips and related products.....	02	8901722	3.9	0.0	1.7	14.7	-11.4	0.0
Other chips, sticks (hard pretzels, bacon rinds, popcorn (except candied), etc.).....	02	8901723	4.2	0.2	2.4	1.8	0.0	-0.6
Vinegar and cider.....	02	890174	0.2	0.0	0.2	0.0	0.0	0.0
Other food preparations.....	02	890175	-1.6	-0.2	1.3	-0.7	-0.9	1.2
Prepared animal feeds.....	02	9	-8.7	-1.6	-1.6	-1.0	-0.7	0.1
Soybean cake, meal, and other byproducts.....	02	92	-8.1	-4.4	-2.2	-1.2	-1.8	2.3
Soybean cake, meal, and byproducts.....	02	9201	-8.1	-4.4	-2.2	-1.2	-1.8	2.3
Soybean cake, meal, and byproducts.....	02	920112	-8.1	-4.4	-2.2	-1.2	-1.8	2.3
Soybean cake and meal.....	02	9201121	-6.0	-3.8	-1.8	-1.3	-0.8	1.6
Other soybean products, including isolates and concentrates.....	02	9201122	-23.6	-9.7	-5.2	-0.2	-10.6	8.7
Formula feeds.....	02	93	-13.2	-0.5	-2.8	-2.0	-0.9	0.3
Formula feeds.....	02	9301	-13.2	-0.5	-2.8	-2.0	-0.9	0.3
Chicken and turkey feed, supplements, concentrates, and premixes.....	02	930102	-20.1	-2.4	-4.2	-2.6	-1.2	1.3
Dairy cattle feed, supplements, concentrates, and premixes.....	02	930110	-14.8	2.1	-4.5	-3.0	-2.0	-1.2
Swine feed, supplements, concentrates, and premixes.....	02	930115	-4.5	0.4	-1.4	0.0	0.6	0.6
Beef cattle feed, supplements, concentrates, and premixes.....	02	930117	-10.5	-0.6	-0.6	-2.3	-1.3	-0.3
Poultry, exc. chicken and turkey, and livestock, exc. cattle and swine, feed.....	02	930118	-0.7	0.0	-0.5	-0.6	0.1	-0.4
Miscellaneous feedstuffs.....	02	94	-6.1	-1.5	-0.8	-0.5	-0.2	-0.6
Pet food.....	02	9402	0.1	-0.2	0.5	0.0	0.0	0.0
Dog and cat food.....	02	940202	0.7	0.0	0.6	0.0	0.0	0.0
Dog food.....	02	9402021	0.7	0.0	0.6	0.0	0.0	0.0
Canned dog food.....	02	94020211	2.0	0.0	2.0	0.0	0.0	0.0
Dry and semi moist dog food.....	02	94020214	0.4	0.0	0.3	0.0	0.0	0.0
Cat food.....	02	9402022	0.7	0.0	0.5	0.0	0.0	0.0
Canned cat food.....	02	94020224	0.5	0.0	0.5	0.0	0.0	0.0
Dry and semi moist cat food.....	02	94020225	0.7	0.0	0.6	0.0	0.0	0.0
Pet (excluding dog and cat), laboratory, and fur animal feed.....	02	940203	-7.9	-3.0	-1.3	-0.6	-0.7	-0.5
Miscellaneous feedstuffs other than pet food.....	02	9403	-12.9	-3.1	-2.3	-1.0	-0.5	-1.2
Meat meal and meat and bone meal.....	02	940301	-39.9	-15.3	-9.9	-2.1	-3.7	-3.7
Wet process corn byproducts.....	02	940317	-25.1	0.6	-3.3	-3.5	-3.7	-1.7
Other animal feeds, including fertilizer byproducts and feather.....	02	940325	-12.9	-2.0	-2.3	-2.1	-1.0	0.6
Animal and marine feed and fertilizer byproducts, except meat and bone meal.....	02	9403252	-13.3	-3.6	-3.8	-2.9	-1.9	1.3
Other prepared animal feeds, including feeding materials and adjuncts.....	02	9403253	-12.6	-0.8	-1.2	-1.6	-0.4	0.0
Miscellaneous byproducts of slaughtering plants.....	02	940333	-2.5	-3.3	-0.6	1.1	1.4	-1.1
Distillers' dried grains (dark and light) and dried solubles.....	02	940334	-14.1	1.1	-2.6	-4.2	-1.6	-3.2
Textile products and apparel.....	03	-	1.7	0.1	-0.2	0.9	-0.1	0.6
Synthetic fibers.....	03	1	5.4	-1.6	0.4	3.8	-1.8	3.7
Unprocessed filament yarns.....	03	15	5.4	-1.6	0.4	3.8	-1.8	3.7
Noncellulosic and cellulosic organic fibers.....	03	1504	5.4	-1.6	0.4	3.8	-1.8	3.7
Noncellulosic fibers.....	03	150401	6.9	-1.8	0.4	4.6	-2.2	4.2
Noncellulosic organic fibers.....	03	1504014	8.9	-2.2	0.6	6.0	-2.9	4.9
Polyester manufactured fibers.....	03	15040147	1.6	1.3	0.0	1.5	0.3	0.3
Other noncellulosic organic fibers, incl. polyamide, polyolefin, and producer-textured.....	03	15040149	12.6	-3.9	0.9	8.3	-4.3	7.2
Processed yarns and threads.....	03	2	-0.3	0.4	-0.3	0.3	0.3	-0.1
Yarns.....	03	26	-0.3	0.4	-0.3	0.3	0.3	-0.1
Spun cotton yarns.....	03	2601	1.4	0.0	0.0	1.0	0.0	-0.1
Spun cotton yarns.....	03	260115	1.4	0.0	0.0	1.0	0.0	-0.1
Spun synthetic yarns.....	03	2603	-0.4	0.0	0.0	0.0	0.0	0.0

See footnotes at end of table.

Table 7. Producer price index percentage changes for commodity and service groupings and individual items, not seasonally adjusted — Continued
 [May 2024]

Title	Commodity code		Unadjusted 12-month percent change ¹	Unadjusted 1-month percent change ¹				
	Group code	Item code		May 2023 to May 2024 ^P	Dec. to Jan.	Jan. to Feb. ^P	Feb. to Mar. ^P	Mar. to Apr. ^P
Spun synthetic yarns.....	03	260304	-0.4	0.0	0.0	0.0	0.0	0.0
Textured and twisted yarns.....	03	2604	-1.2	0.8	-0.4	0.0	0.5	0.0
Textured and twisted yarns.....	03	260405	-1.2	0.8	-0.4	0.0	0.5	0.0
Other spun noncellulosic and natural fiber (excluding cotton and wool) yarns.....	03	2607	-1.2	0.0	-1.4	0.0	0.0	-0.1
Other spun noncellulosic and natural fiber (excluding cotton and wool) yarns.....	03	260701	-1.2	0.0	-1.4	0.0	0.0	-0.1
Greige fabrics.....	03	3	-1.2	0.1	-0.7	0.0	0.2	-0.4
Greige broadwoven fabrics.....	03	37	0.1	-0.1	0.0	0.1	0.3	-0.1
Greige manmade, silk, and other natural fiber (exc cotton/wool) broadwoven fabrics.....	03	3703	0.4	-0.1	0.0	0.2	0.2	-0.2
Greige manmade, silk, and other natural fiber (exc cotton/wool) broadwoven fabrics.....	03	370304	0.4	-0.1	0.0	0.2	0.2	-0.2
Greige knit fabrics.....	03	38	-1.1	0.0	0.0	-0.3	0.0	0.0
Weft (circular) knit fabrics, greige goods (excluding hosiery).....	03	3803	-1.8	0.0	0.0	0.0	0.0	0.0
Weft (circular) knit fabrics, greige goods (excluding hosiery).....	03	380301	-1.8	0.0	0.0	0.0	0.0	0.0
Warp knit fabrics, greige goods (excluding hosiery).....	03	3804	-0.6	0.0	0.0	-0.5	0.0	0.0
Warp knit fabrics, greige goods (excluding hosiery).....	03	380401	-0.6	0.0	0.0	-0.5	0.0	0.0
Tire cord and tire fabric.....	03	39	-5.7	0.4	-3.4	0.0	0.0	-1.7
Tire cord and tire fabrics.....	03	3901	-5.7	0.4	-3.4	0.0	0.0	-1.7
Tire cord and tire fabrics.....	03	390101	-5.7	0.4	-3.4	0.0	0.0	-1.7
Finished fabrics.....	03	4	-0.2	0.1	-0.6	0.4	0.3	-0.1
Finished broadwoven fabrics.....	03	42	-2.3	-0.1	0.3	0.9	0.5	-1.0
Finished cotton broadwoven fabrics.....	03	4201	0.3	0.2	-0.5	0.3	0.0	0.8
Finished cotton broadwoven fabrics.....	03	420104	0.3	0.2	-0.5	0.3	0.0	0.8
Finished manmade, silk, and other natural fiber (exc. cotton and wool) broadwoven fabrics.....	03	4203	-3.7	-0.3	0.8	1.3	0.8	-1.9
Finished manmade, silk, and other natural fiber (exc. cotton and wool) broadwoven fabrics.....	03	420306	-3.7	-0.3	0.8	1.3	0.8	-1.9
Finished manmade, silk, & natural fiber (exc cotton/wool) broadwoven, finished in weaving mills.....	03	4203061	1.4	0.4	0.5	0.0	0.1	0.2
Finished manmade fiber, silk and other natural fiber broadwoven fabrics, finishing mill.....	03	4203062	-6.7	-0.6	1.0	2.1	1.2	-3.3
Woven and braided narrow fabrics.....	03	44	2.8	0.6	0.1	-0.4	0.6	0.0
Woven and braided narrow fabrics.....	03	4402	2.8	0.6	0.1	-0.4	0.6	0.0
Woven narrow fabrics (12 inches or less in width).....	03	440204	3.2	0.7	0.1	-0.5	0.7	0.0
Braided narrow fabrics (12 inches or less in width).....	03	440205	0.6	0.0	0.0	0.3	0.0	0.0
Nonwoven fabrics and felts.....	03	45	-3.2	0.0	-2.3	0.1	0.4	-0.1
Nonwoven fabrics and felts.....	03	4503	-3.2	0.0	-2.3	0.1	0.4	-0.1
Nonwoven fabrics.....	03	450321	-3.2	0.0	-2.4	0.1	0.4	-0.1
Pressed, punched, or needled felts, excluding hats.....	03	450333	-3.7	0.0	0.3	0.0	0.0	0.1
Coated fabrics, not rubberized.....	03	46	2.1	0.0	-0.2	0.0	0.3	0.4
Coated fabrics, not rubberized.....	03	4601	2.1	0.0	-0.2	0.0	0.3	0.4
Vinyl coated fabrics, including expanded vinyl coated.....	03	460102	0.7	0.1	-0.3	0.0	0.0	0.0
Coated or laminated fabrics and coated yarns, incl. impregnated fabrics.....	03	460103	2.6	0.0	-0.2	-0.1	0.5	0.6
Screen printed textile materials, embroideries, and lace goods.....	03	47	1.8	0.2	0.0	0.8	0.1	0.1
Screen printed textile and apparel materials and embroideries.....	03	4701	1.8	0.2	0.0	0.8	0.1	0.1
Embroideries (excluding Schiffli machine products) and embroidery contractors.....	03	470103	3.1	1.7	0.1	0.3	-0.1	0.1
Screen printing on garments, apparel accessories, and other fabric articles, excluding labels.....	03	470108	1.5	-0.2	0.0	0.9	0.2	0.1
Knit fabrics, finished in knitting mills.....	03	48	0.6	0.1	0.1	0.1	-0.1	0.0
Weft (circular) knit fabrics, knit and finished in the same establishment (excluding hosiery).....	03	4801	-0.2	0.0	0.2	0.0	-0.2	0.0
Weft (circular) knit fabrics, knit and finished in the same establishment (excluding hosiery).....	03	480101	-0.2	0.0	0.2	0.0	-0.2	0.0
Warp knit goods, knit and finished in the same establishment.....	03	4802	1.5	0.3	0.1	0.3	-0.1	0.0
Warp knit goods, knit and finished in the same establishment.....	03	480201	1.5	0.3	0.1	0.3	-0.1	0.0
Warp knit fabrics, knit and finished in same establishment.....	03	4802011	1.5	0.3	0.1	0.3	-0.1	0.0
Apparel & other fabricated textile prods.....	03	8	3.2	0.9	0.1	0.2	0.2	0.3
Apparel.....	03	81	1.8	1.3	0.1	0.0	0.2	0.0
Miscellaneous apparel and accessories.....	03	8104	4.1	1.2	0.2	0.0	0.9	0.0
Men's and boys' fabric, straw, and felt hats, made from purchased materials.....	03	810414	12.8	1.0	0.0	0.0	5.1	0.0

See footnotes at end of table.

Table 7. Producer price index percentage changes for commodity and service groupings and individual items, not seasonally adjusted — Continued
 [May 2024]

Title	Commodity code		Unadjusted 12-month percent change ¹	Unadjusted 1-month percent change ¹				
	Group code	Item code		May 2023 to May 2024 ^P	Dec. to Jan.	Jan. to Feb. ^P	Feb. to Mar. ^P	Mar. to Apr. ^P
Hat bodies and fabric caps, made from purchased materials.....	03	810416	5.5	5.5	0.0	0.0	0.0	0.0
Gloves and mittens, made from purchased materials.....	03	810424	1.9	0.0	0.0	0.0	0.0	0.0
Leather and sheep-lined apparel, made from purchased materials.....	03	810428	2.1	0.0	0.9	0.0	0.0	0.0
Apparel and accessories, n.e.c.....	03	810441	2.1	1.2	0.3	0.0	0.0	0.0
All other cut and sew apparel, made from purchased materials.....	03	81044118	2.2	1.7	0.4	0.0	0.0	0.0
Fabricated apparel accessories.....	03	8104412	1.9	0.0	0.0	0.0	0.0	0.0
All other apparel accessories, made from purchased materials.....	03	81044125	2.4	0.0	0.0	0.0	0.0	0.0
Women's, girls', and infants' cut and sew apparel.....	03	8106	1.6	2.2	0.0	0.0	0.0	0.0
Women's and girls' blouses and shirts, made from purchased fabrics....	03	810603	-1.3	2.0	0.0	0.0	0.0	0.0
Women's and girls' dresses, made from purchased fabrics.....	03	810611	4.9	4.7	0.0	0.0	0.0	0.0
Women's and girls' lingerie and nightwear, made from purchased fabrics.....	03	810647	0.0	0.0	0.0	0.0	0.0	0.0
Women's and girls' other outerwear, made from purchased fabrics.....	03	810661	0.7	0.0	0.0	0.1	0.0	0.2
Men's and boys' cut and sew apparel.....	03	8107	0.0	0.9	0.3	0.0	-0.3	0.0
Men's and boys' pants, except work pants, made from purchased fabrics.....	03	810703	-	-	-	-	-	-
Men's and boys' work clothing, made from purchased fabrics.....	03	810713	-3.0	0.0	0.2	0.0	-1.4	-1.6
Men's and boys' shirts, except work shirts, made from purchased fabrics.....	03	810723	2.4	1.5	0.2	0.0	0.0	0.0
Men's and boys' suits, coats, and overcoats, made from purchased fabrics.....	03	810735	1.8	0.0	0.3	0.0	0.0	0.8
Men's and boys' other outerwear, made from purchased fabrics.....	03	810744	0.2	5.7	0.7	0.0	0.1	0.0
Men's and boys' nightwear, robes, and underwear, made from purchased fabrics.....	03	810761	0.7	0.0	0.0	0.4	0.0	0.0
Apparel made in knitting mills.....	03	8108	0.5	-0.1	0.0	0.0	0.0	0.0
Knit outerwear, underwear, and nightwear, made in knitting mills.....	03	810808	-	0.0	0.0	0.0	0.0	-
Hosiery and socks.....	03	810831	0.7	-0.1	0.0	0.0	0.0	0.0
Textile house furnishings.....	03	82	1.4	0.0	1.0	-0.2	0.2	0.6
Textile house furnishings.....	03	8203	1.4	0.0	1.0	-0.2	0.2	0.6
Curtains and draperies, made from purchased materials.....	03	820304	4.0	0.0	1.0	0.0	0.0	2.1
Other textiles, including towels and bed textiles.....	03	820312	0.5	0.1	0.9	-0.2	0.3	0.0
Fabricated textile products, made in weaving mills.....	03	8203121	6.3	0.5	6.7	-2.6	3.1	0.3
Other household textile products.....	03	8203122	-0.1	0.0	0.4	0.0	0.0	0.0
Bedspreads, made from purchased materials.....	03	82031221	0.0	0.0	0.0	0.0	0.0	0.0
Sheets and pillowcases, made from purchased materials.....	03	82031223	0.0	0.0	0.0	0.0	0.0	0.0
Other household furnishings, made from purchased materials.....	03	82031226	-0.1	0.0	0.4	0.0	0.0	0.0
Industrial and other fabricated products.....	03	83	4.9	0.8	-0.2	0.5	0.2	0.5
Industrial and other fabricated products.....	03	8303	4.9	0.8	-0.2	0.5	0.2	0.5
Rope, cordage, and twine.....	03	830321	1.2	1.0	0.0	0.5	-0.2	0.1
Duffle bags.....	03	830333	-	-	-	0.0	0.0	0.1
All other textile bags.....	03	830334	3.0	2.7	0.0	0.0	0.0	0.4
Canvas and related products.....	03	830345	5.0	0.2	0.0	0.7	0.6	0.5
All other fabricated textile products, excluding trimming and findings....	03	830351	5.6	1.1	-0.4	0.1	-0.2	0.5
All other miscellaneous fabricated textile products.....	03	8303516	2.4	1.8	-0.6	0.1	-0.2	0.5
Trimming and findings, excluding automobile and apparel.....	03	830361	5.4	3.1	0.0	7.6	0.1	0.0
Miscellaneous textile products/services.....	03	9	0.1	-0.1	-0.8	0.8	-0.3	-0.4
Miscellaneous textile products/services.....	03	94	0.1	-0.1	-0.8	0.8	-0.3	-0.4
Miscellaneous textile products/services.....	03	9401	0.1	-0.1	-0.8	0.8	-0.3	-0.4
Textile and fabric finishing, except broadwoven.....	03	940103	-11.9	-0.2	-2.4	-1.4	-1.8	-0.9
Hides, skins, leather, and related products.....	04	-	-0.5	0.7	-0.9	0.0	0.0	-0.2
Hides and skins, incl. cattle.....	04	1	-16.3	3.1	-8.0	-0.8	-1.0	-1.5
Hides and skins, incl. cattle.....	04	19	-16.3	3.1	-8.0	-0.8	-1.0	-1.5
Hides, skins, and pelts, made in slaughtering plants.....	04	1901	-16.3	3.1	-8.0	-0.8	-1.0	-1.5
Hides, skins, and pelts, made in slaughtering plants.....	04	190108	-16.3	3.1	-8.0	-0.8	-1.0	-1.5
Leather.....	04	2	1.6	0.6	0.1	0.5	-0.2	0.0
Finished and unfinished leather.....	04	27	1.6	0.6	0.1	0.5	-0.2	0.0
Finished and unfinished leather.....	04	2701	1.6	0.6	0.1	0.5	-0.2	0.0
Finished and unfinished leather.....	04	270102	1.6	0.5	0.1	0.5	-0.2	0.0
Footwear.....	04	3	1.9	0.2	0.6	0.0	0.8	0.0
Men's nonathletic footwear.....	04	31	1.9	0.2	1.0	0.0	0.6	0.0
Men's footwear (size 6 and larger), excluding athletic.....	04	3105	1.9	0.2	1.0	0.0	0.6	0.0
Men's footwear (size 6 and larger), excluding athletic.....	04	310501	1.9	0.2	1.0	0.0	0.6	0.0
Women's nonathletic footwear.....	04	32	3.1	0.3	0.0	0.0	2.1	0.0

See footnotes at end of table.

Table 7. Producer price index percentage changes for commodity and service groupings and individual items, not seasonally adjusted — Continued
 [May 2024]

Title	Commodity code		Unadjusted 12-month percent change ¹	Unadjusted 1-month percent change ¹				
	Group code	Item code		May 2023 to May 2024 ^P	Dec. to Jan.	Jan. to Feb. ^P	Feb. to Mar. ^P	Mar. to Apr. ^P
Women's footwear (size 4 and larger), excluding athletic.....	04	3205	3.1	0.3	0.0	0.0	2.1	0.0
Women's footwear (size 4 and larger), excluding athletic.....	04	320501	3.1	0.3	0.0	0.0	2.1	0.0
Other footwear including slippers.....	04	39	0.0	0.0	0.0	0.0	0.0	0.0
Other footwear, excluding rubber and plastic soled footwear.....	04	3901	0.0	0.0	0.0	0.0	0.0	0.0
Other footwear, excluding rubber and plastic soled footwear.....	04	390104	0.0	0.0	0.0	0.0	0.0	0.0
Other leather and related products.....	04	4	4.7	0.1	0.7	0.0	0.0	0.0
Luggage and small leather goods.....	04	41	8.3	0.1	1.4	0.0	0.0	0.0
Luggage and small leather goods.....	04	4101	8.3	0.1	1.4	0.0	0.0	0.0
Luggage (including suitcases, travel bags, backpacks, and other types).....	04	410112	16.2	0.1	2.6	0.0	0.0	0.0
Women's and children's handbags and purses.....	04	410128	0.4	0.0	0.0	0.0	0.0	0.0
Personal leather goods (excluding women's handbags and purses).....	04	410132	1.1	0.0	0.0	0.0	0.0	0.0
Leather and leather-like goods, n.e.c.....	04	45	0.7	0.2	0.0	0.0	0.0	0.0
Leather and leather-like goods, n.e.c.....	04	4501	0.7	0.2	0.0	0.0	0.0	0.0
All other leather goods.....	04	450101	0.8	0.2	0.0	0.0	0.0	0.0
Boot and shoe cut stock and findings.....	04	4501011	2.0	0.0	0.0	0.0	0.0	0.0
All other miscellaneous leather goods.....	04	4501014	0.6	0.2	0.0	0.0	0.0	0.0
Leather belts, made from purchased materials.....	04	450111	0.0	0.0	0.0	0.0	0.0	0.0
Fuels and related products and power.....	05	—	0.5	1.7	4.5	-0.3	2.5	-5.0
Coal.....	05	1	7.9	0.4	6.2	-3.7	1.4	0.5
Coal.....	05	13	7.9	0.4	6.2	-3.7	1.4	0.5
Coal.....	05	1301	7.9	0.4	6.2	-3.7	1.4	0.5
Unprepared bituminous coal and lignite (utility sold).....	05	130101	8.7	-3.1	5.9	-2.6	3.4	-0.7
Unprepared bituminous coal and lignite from surface mine (utility sold).....	05	1301011	0.2	-5.7	4.4	-5.1	5.8	-2.4
Unprepared bituminous coal and lignite from underground mine (utility sold).....	05	1301012	19.4	0.0	7.6	0.1	0.9	1.3
Prepared bituminous coal and lignite (utility sold).....	05	130102	11.3	1.8	8.1	-4.9	1.5	0.7
Prepared bituminous coal & lignite, from surface mine (utility sold).....	05	1301021	4.0	9.0	3.3	-4.6	0.8	-0.3
Prepared bituminous coal & lignite, from underground mine (utility sold).....	05	1301022	14.8	-1.3	10.4	-5.1	1.8	1.2
Coal exports.....	05	130103	-9.7	-4.2	-3.1	0.9	-0.5	1.0
Coal non-utility sold (including anthracite).....	05	130104	3.2	0.0	1.6	0.1	-0.6	0.2
Gas fuels.....	05	3	-3.5	11.8	-16.2	-21.9	2.3	-0.6
Natural gas.....	05	31	-22.5	16.5	-24.2	-36.5	-1.3	1.7
Natural gas.....	05	3101	-22.5	16.5	-24.2	-36.5	-1.3	1.7
Natural gas.....	05	310105	-22.5	16.5	-24.2	-36.5	-1.3	1.7
Natural gas from the wellhead.....	05	3101051	-20.7	18.3	-24.6	-35.4	0.3	1.5
Natural gas from processing facilities.....	05	3101052	-33.4	6.8	-21.5	-42.4	-11.6	3.1
Liquefied petroleum gas.....	05	32	25.1	3.5	-0.3	0.1	5.7	-2.7
Liquefied petroleum gas.....	05	3201	25.1	3.5	-0.3	0.1	5.7	-2.7
Isopentane and natural gasoline.....	05	320102	-4.3	2.7	7.5	4.8	0.0	-10.6
Propane.....	05	320104	-0.1	11.8	9.4	-13.5	2.7	-17.1
Butane.....	05	320105	4.3	-0.9	0.7	-8.8	0.9	-18.1
Plant condensate, ethane, gas mixtures, and other natural gas liquids.....	05	320108	45.9	2.5	-5.1	5.1	9.0	5.7
Electric power.....	05	4	2.5	1.6	0.7	0.1	-0.6	-0.4
Residential electric power.....	05	41	4.2	2.0	-0.1	0.8	-0.4	0.3
Residential electric power.....	05	4121	4.2	2.0	-0.1	0.8	-0.4	0.3
Residential electric power.....	05	412101	4.2	2.0	-0.1	0.8	-0.4	0.3
Residential electric power, New England.....	05	4121011	-1.8	9.2	0.1	0.0	-3.9	0.0
Residential electric power, Middle Atlantic.....	05	4121012	8.1	6.6	0.3	0.5	-3.0	2.1
Residential electric power, East North Central.....	05	4121013	6.6	4.7	0.3	-0.1	0.9	-1.4
Residential electric power, West North Central.....	05	4121014	0.6	-1.5	1.0	1.2	2.9	-0.8
Residential electric power, South Atlantic.....	05	4121015	4.0	-0.1	0.3	-0.4	0.3	-0.3
Residential electric power, East South Central.....	05	4121016	-0.3	2.0	-1.5	3.6	-3.3	-1.4
Residential electric power, West South Central.....	05	4121017	-0.6	-2.7	-1.6	1.9	0.4	1.3
Residential electric power, Mountain.....	05	4121018	4.7	-0.3	0.0	2.8	-0.4	4.4
Residential electric power, Pacific.....	05	4121019	9.0	3.1	0.0	1.0	0.5	0.0
Commercial electric power.....	05	42	1.5	1.4	0.6	0.2	-0.7	-0.6
Commercial electric power.....	05	4221	1.5	1.4	0.6	0.2	-0.7	-0.6
Commercial electric power.....	05	422101	1.5	1.4	0.6	0.2	-0.7	-0.6
Commercial electric power, New England.....	05	4221011	-9.2	5.0	0.1	0.0	-2.2	0.0

See footnotes at end of table.

Table 7. Producer price index percentage changes for commodity and service groupings and individual items, not seasonally adjusted — Continued
 [May 2024]

Title	Commodity code		Unadjusted 12-month percent change ¹	Unadjusted 1-month percent change ¹				
	Group code	Item code		May 2023 to May 2024 ^P	Dec. to Jan.	Jan. to Feb. ^P	Feb. to Mar. ^P	Mar. to Apr. ^P
Commercial electric power, Middle Atlantic.....	05	4221012	-2.1	-4.4	2.1	-2.6	-5.8	0.9
Commercial electric power, East North Central.....	05	4221013	8.8	4.0	0.9	-0.4	0.6	-1.7
Commercial electric power, West North Central.....	05	4221014	3.5	-0.1	2.2	0.3	4.0	-1.4
Commercial electric power, South Atlantic.....	05	4221015	1.3	-0.3	-0.1	0.2	0.0	-0.9
Commercial electric power, East South Central.....	05	4221016	-0.3	1.5	-0.2	2.3	-1.4	-4.3
Commercial electric power, West South Central.....	05	4221017	-1.9	-3.0	0.6	1.9	0.3	-2.0
Commercial electric power, Mountain.....	05	4221018	5.8	-0.9	0.0	1.8	-1.1	3.6
Commercial electric power, Pacific.....	05	4221019	4.0	8.0	0.0	0.4	0.2	0.0
Industrial electric power.....	05	43	0.3	0.6	2.9	-2.0	-1.0	-2.1
Industrial electric power.....	05	4321	0.3	0.6	2.9	-2.0	-1.0	-2.1
Industrial electric power.....	05	432101	0.3	0.6	2.9	-2.0	-1.0	-2.1
Industrial electric power, New England.....	05	4321011	-11.5	4.5	4.9	-8.6	-15.2	-3.3
Industrial electric power, Middle Atlantic.....	05	4321012	2.1	0.2	2.9	-1.9	-2.5	-0.8
Industrial electric power, East North Central.....	05	4321013	26.2	4.1	4.3	-1.0	2.9	-4.6
Industrial electric power, West North Central.....	05	4321014	-3.5	2.1	-0.3	-0.3	4.3	-2.8
Industrial electric power, South Atlantic.....	05	4321015	6.8	0.6	0.2	0.7	0.3	1.2
Industrial electric power, East South Central.....	05	4321016	-0.4	0.0	1.3	0.3	0.5	-4.4
Industrial electric power, West South Central.....	05	4321017	-6.6	-0.8	-2.0	2.4	-1.3	-3.0
Industrial electric power, Mountain.....	05	4321018	-27.7	-6.7	22.5	-19.3	-14.9	0.5
Industrial electric power, Pacific.....	05	4321019	-5.6	0.3	-0.1	0.9	0.3	0.0
Transportation electric power.....	05	46	0.5	-1.0	-0.1	1.0	0.6	-2.6
Transportation electric power.....	05	4621	0.5	-1.0	-0.1	1.0	0.6	-2.6
Transportation electric power.....	05	462111	0.5	-1.0	-0.1	1.0	0.6	-2.6
Utility natural gas.....	05	5	-1.7	0.8	0.3	-3.6	-3.7	-1.4
Residential natural gas.....	05	51	-1.3	1.1	0.2	-2.3	-2.4	-1.5
Residential natural gas.....	05	5121	-1.3	1.1	0.2	-2.3	-2.4	-1.5
Residential natural gas.....	05	512101	-1.3	1.1	0.2	-2.3	-2.4	-1.5
Residential natural gas, New England.....	05	5121011	-1.5	-0.2	0.1	0.1	-0.8	-18.9
Residential natural gas, Middle Atlantic.....	05	5121012	2.7	3.3	-0.3	-0.2	-0.6	-0.1
Residential natural gas, East North Central.....	05	5121013	-4.2	0.7	-0.2	-3.3	-1.0	-0.8
Residential natural gas, West North Central.....	05	5121014	-6.1	-0.2	2.3	-5.2	-1.2	1.3
Residential natural gas, South Atlantic.....	05	5121015	0.1	-1.5	-0.5	-1.1	-2.7	1.0
Residential natural gas, East South Central.....	05	5121016	-9.7	-1.1	0.6	-2.5	-6.6	0.8
Residential natural gas, West South Central.....	05	5121017	5.3	4.4	-0.4	-4.8	-3.6	-4.1
Residential natural gas, Mountain.....	05	5121018	-8.9	-2.3	0.0	-0.6	-4.3	0.4
Residential natural gas, Pacific.....	05	5121019	0.5	1.7	1.5	-4.3	-5.8	-0.4
Commercial natural gas.....	05	52	-1.3	0.0	0.3	-3.5	-5.6	-3.0
Commercial natural gas.....	05	5221	-1.3	0.0	0.3	-3.5	-5.6	-3.0
Commercial natural gas.....	05	522101	-1.3	0.0	0.3	-3.5	-5.6	-3.0
Commercial natural gas, New England.....	05	5221011	3.1	0.3	0.2	0.2	-0.7	-25.1
Commercial natural gas, Middle Atlantic.....	05	5221012	4.1	4.9	-1.2	-0.9	-1.3	-0.7
Commercial natural gas, East North Central.....	05	5221013	-1.1	-1.8	1.5	-3.6	-3.5	-1.4
Commercial natural gas, West North Central.....	05	5221014	-4.9	-0.6	3.0	-9.6	-4.3	1.6
Commercial natural gas, South Atlantic.....	05	5221015	-2.5	-3.8	0.7	0.1	-3.0	1.0
Commercial natural gas, East South Central.....	05	5221016	-11.8	-4.8	-1.6	-5.2	-5.8	5.7
Commercial natural gas, West South Central.....	05	5221017	7.3	1.4	1.5	-4.7	-4.7	-4.2
Commercial natural gas, Mountain.....	05	5221018	-13.0	-2.5	-2.5	-0.6	-6.5	-0.2
Commercial natural gas, Pacific.....	05	5221019	-1.3	1.4	1.0	-8.9	-20.3	-1.5
Industrial natural gas.....	05	53	-4.8	-0.4	0.5	-4.6	-6.3	-3.7
Industrial natural gas.....	05	5321	-4.8	-0.4	0.5	-4.6	-6.3	-3.7
Industrial natural gas.....	05	532101	-4.8	-0.4	0.5	-4.6	-6.3	-3.7
Industrial natural gas, New England.....	05	5321011	5.0	2.5	0.3	0.3	-0.9	-24.9
Industrial natural gas, Middle Atlantic.....	05	5321012	-7.9	-0.6	-0.1	-1.5	-0.6	-0.2
Industrial natural gas, East North Central.....	05	5321013	9.9	-0.1	2.0	-4.6	-9.4	-0.5
Industrial natural gas, West North Central.....	05	5321014	2.2	0.8	-1.4	-4.3	-2.7	0.9
Industrial natural gas, South Atlantic.....	05	5321015	-1.4	-0.9	0.3	-3.6	-3.0	-1.0
Industrial natural gas, East South Central.....	05	5321016	-11.2	-1.4	-1.3	-2.0	-5.6	-1.2
Industrial natural gas, West South Central.....	05	5321017	-8.4	1.5	0.6	-8.2	-8.1	-9.8
Industrial natural gas, Mountain.....	05	5321018	-1.4	-0.6	2.7	-3.6	-0.6	0.0
Industrial natural gas, Pacific.....	05	5321019	-13.6	-4.1	0.1	-1.9	-8.5	-0.4
Natural gas to electric power.....	05	54	-1.9	0.9	0.3	-5.2	-4.1	-0.3
Natural gas to electric power.....	05	5421	-1.9	0.9	0.3	-5.2	-4.1	-0.3
Natural gas to electric power.....	05	542101	-1.9	0.9	0.3	-5.2	-4.1	-0.3

See footnotes at end of table.

Table 7. Producer price index percentage changes for commodity and service groupings and individual items, not seasonally adjusted — Continued
[May 2024]

Title	Commodity code		Unadjusted 12-month percent change ¹	Unadjusted 1-month percent change ¹				
	Group code	Item code		May 2023 to May 2024 ^P	Dec. to Jan.	Jan. to Feb. ^P	Feb. to Mar. ^P	Mar. to Apr. ^P
Crude petroleum (domestic production).....	05	6	7.6	4.4	5.4	1.7	8.9	-8.7
Crude petroleum (domestic production).....	05	61	7.6	4.4	5.4	1.7	8.9	-8.7
Crude petroleum (domestic production).....	05	6101	7.6	4.4	5.4	1.7	8.9	-8.7
Crude petroleum (domestic production).....	05	610102	7.6	4.4	5.4	1.7	8.9	-8.7
Petroleum products, refined.....	05	7	-2.4	0.1	12.0	2.4	3.9	-8.8
Gasoline.....	05	71	0.9	3.4	11.9	6.9	6.4	-4.3
Unleaded premium gasoline.....	05	7103	-0.4	4.4	10.2	5.5	6.9	-4.6
Unleaded premium gasoline.....	05	710304	-0.4	4.4	10.2	5.5	6.9	-4.6
Unleaded regular gasoline.....	05	7104	1.0	3.1	12.5	7.3	6.1	-4.1
Unleaded regular gasoline.....	05	710404	1.0	3.1	12.5	7.3	6.1	-4.1
Unleaded mid-premium gasoline.....	05	7105	5.1	4.1	14.8	5.7	7.2	-7.3
Unleaded mid-premium gasoline.....	05	710504	5.1	4.1	14.8	5.7	7.2	-7.3
Kerosene and jet fuels.....	05	72	10.5	0.3	10.2	-5.3	0.3	-5.6
Kerosene.....	05	7202	6.1	-2.3	16.7	-4.3	-0.5	-6.5
Kerosene.....	05	720201	6.1	-2.3	16.7	-4.3	-0.5	-6.5
Jet fuel.....	05	7203	10.8	0.4	9.8	-5.4	0.3	-5.6
Jet fuel.....	05	720301	10.8	0.4	9.8	-5.4	0.3	-5.6
Light fuel oils.....	05	73	-12.1	-3.9	16.7	0.0	2.9	-19.7
Home heating oil and distillates.....	05	7302	6.4	3.9	7.9	-3.7	0.6	-9.1
Home heating oil and distillates.....	05	730201	6.4	3.9	7.9	-3.7	0.6	-9.1
No. 2 diesel fuel.....	05	7303	-13.1	-4.4	17.3	0.2	3.0	-20.3
No. 2 diesel fuel.....	05	730302	-13.1	-4.4	17.3	0.2	3.0	-20.3
Residual fuels (heavy fuel oils, incl. #5, #6, & other residual fuels).....	05	74	9.3	-0.2	1.8	0.5	1.1	6.5
Residual fuels (heavy fuel oils, incl. #5, #6, & other residual fuels).....	05	7407	9.3	-0.2	1.8	0.5	1.1	6.5
Residual fuels (heavy fuel oils, incl. #5, #6, & other residual fuels).....	05	740703	9.3	-0.2	1.8	0.5	1.1	6.5
Finished lubricants.....	05	76	-0.2	0.3	-0.2	-0.9	0.0	0.0
Lubricating grease.....	05	7603	-	0.0	0.0	0.0	0.0	0.0
Lubricating grease not from petroleum refineries.....	05	760303	-	0.0	0.0	0.0	0.0	0.0
Lubricating and similar oils.....	05	7604	-2.3	0.4	-0.2	-1.1	-0.1	0.0
Lubricating and similar oils not from petroleum refineries.....	05	760401	-2.3	0.4	-0.2	-1.1	-0.1	0.0
Lubricating oil base stocks.....	05	78	-5.1	-3.6	-0.4	-4.7	-7.6	4.3
Lubricating oil base stocks.....	05	7801	-5.1	-3.6	-0.4	-4.7	-7.6	4.3
Lubricating oil base stocks.....	05	780121	-5.1	-3.6	-0.4	-4.7	-7.6	4.3
Asphalt and other petroleum and coal products, n.e.c.....	05	8	-1.1	-1.1	-3.8	-9.4	10.2	2.3
Asphalt and other petroleum and coal products, n.e.c.....	05	81	-1.1	-1.1	-3.8	-9.4	10.2	2.3
Asphalt.....	05	8102	5.2	1.9	-6.8	10.8	4.8	4.8
Asphalt.....	05	810212	5.2	1.9	-6.8	10.8	4.8	4.8
Other petroleum and coal products, including coke oven products, n.e.c.....	05	8103	-3.0	-1.9	-3.0	-14.7	12.0	1.5
Other petroleum and coal products, including coke oven products, n.e.c.....	05	810319	-3.0	-1.9	-3.0	-14.7	12.0	1.5
Other petroleum and coal products, made in coke oven establishments.....	05	8103191	-6.5	-1.4	-0.8	-0.4	-0.8	0.9
Chemicals and allied products.....	06	-	-2.6	-0.5	0.7	0.3	0.7	-0.3
Industrial chemicals.....	06	1	-6.8	-3.2	1.8	0.6	1.9	-0.7
Basic inorganic chemicals.....	06	13	-8.5	-1.1	-1.0	0.2	-0.1	1.6
Inorganic chemicals, other than alkalis and chlorine.....	06	1302	-1.1	-0.2	-1.1	0.4	0.4	1.6
Aluminum compounds.....	06	130209	-7.1	-2.0	-2.4	-0.2	-0.2	0.0
Inorganic acids, inc. hydrochloric, sulfuric acid, and other.....	06	13020T	-6.9	3.1	-9.2	1.8	1.6	-3.7
Sulfuric acid.....	06	13020T1	-13.9	3.0	-11.1	-0.7	3.1	-8.4
Lime.....	06	130213	13.4	7.4	3.3	1.1	0.2	0.1
Potassium and sodium compounds, excluding bleaches, alkalis, and alum.....	06	130217	-6.0	0.8	-1.7	1.7	1.2	-0.1
Rock salt.....	06	130271	-	0.3	0.0	-	-	-
Other inorganic chemicals, nec.....	06	130283	-1.1	-2.2	-0.5	0.1	-0.1	3.3
All other inorganic chemicals.....	06	1302833	1.7	-1.0	-0.6	0.2	0.3	4.1
Alkalis and chlorine, including natural sodium carbonate and sulfate.....	06	1303	-25.9	-3.4	-0.9	-0.5	-1.6	1.5
Chlorine, sodium hydroxide, and other alkalis.....	06	130302	-26.4	-3.6	0.9	-0.4	-2.1	1.5
Sodium hydroxide (caustic soda).....	06	1303024	-32.7	-2.1	1.8	-0.4	-0.1	2.1
Other alkalis.....	06	1303028	-20.6	-5.4	-0.4	-0.5	-4.8	0.6
Basic organic chemicals.....	06	14	-6.4	-3.7	2.4	0.7	2.3	-1.2
Primary basic organic chemicals.....	06	1401	4.8	-1.9	5.5	5.7	2.8	-2.6

See footnotes at end of table.

Table 7. Producer price index percentage changes for commodity and service groupings and individual items, not seasonally adjusted — Continued
 [May 2024]

Title	Commodity code		Unadjusted 12-month percent change ¹	Unadjusted 1-month percent change ¹				
	Group code	Item code		May 2023 to May 2024 ^P	Dec. to Jan.	Jan. to Feb. ^P	Feb. to Mar. ^P	Mar. to Apr. ^P
Aromatics.....	06	140197	2.2	-6.3	6.6	6.8	2.0	-1.4
Liquid refinery gases.....	06	140198	5.9	-0.4	5.3	5.4	3.2	-3.1
Cyclic intermediate chemicals and dyes.....	06	1402	-12.0	-0.4	0.4	-1.4	-2.0	-0.1
Cyclic intermediate chemicals.....	06	140281	-12.5	-0.2	0.6	-2.0	-2.3	0.0
Synthetic organic dyes.....	06	140282	-7.8	-2.2	-1.0	3.1	0.5	-0.9
Other basic organics.....	06	1403	-11.4	-4.7	1.0	-1.8	2.4	-0.5
Ethanol (ethyl alcohol).....	06	140341	-25.0	-11.9	0.5	-8.0	13.8	5.5
Other basic organics, n.e.c.....	06	140399	-6.2	-2.6	1.1	-0.2	-0.4	-2.2
Fatty acids.....	06	1403991	-29.1	-13.5	-3.3	-4.1	-3.3	-5.3
Bulk pesticides and other bulk synthetic organic agricultural chemicals, excluding preparation.....	06	1403992	-1.9	0.1	-0.6	0.0	-0.6	0.0
Industrial organic flavor oil mixtures and blends.....	06	1403993	-20.3	4.4	-1.1	-0.1	0.0	0.0
Natural organic chemicals.....	06	1403995	-12.0	-2.1	0.0	-2.0	0.8	0.0
Synthetic organic chemicals for use as flavor and perfume materials.....	06	1403997	-	0.1	-0.1	7.3	0.0	-
Synthetic organic rubber-processing chemicals.....	06	1403998	-	-1.4	2.3	0.3	-1.0	-
Synthetic organic plasticizers.....	06	1403999	2.7	-4.6	4.9	-2.4	4.2	4.6
Other synthetic organic chemicals.....	06	140399A	-1.4	-0.4	2.6	-0.9	-0.8	-2.8
Miscellaneous end use chemicals and chemical products, excluding urea.....	06	140399B	-0.2	-2.0	1.3	-0.4	0.1	-1.2
Miscellaneous cyclic and acyclic chemicals and chemical products, excluding fatty acid esters.....	06	140399C	-5.8	-3.6	1.4	2.1	-0.3	-4.8
Paints and allied products.....	06	2	-2.6	-0.1	-0.1	0.0	-0.2	-0.5
Prepared paint.....	06	21	-1.3	0.1	-0.2	-0.1	-0.2	0.1
Architectural coatings.....	06	2101	0.1	0.4	0.0	0.0	0.0	0.0
Architectural coatings.....	06	210104	0.1	0.4	0.0	0.0	0.0	0.0
Exterior architectural coatings.....	06	2101041	1.2	1.1	0.0	0.0	0.0	0.0
Interior architectural coatings.....	06	2101042	-0.6	0.0	0.0	0.0	0.0	0.0
OEM finishes excluding marine coatings.....	06	2102	-3.7	-0.6	-0.3	0.3	-0.4	0.5
OEM finishes excluding marine coatings.....	06	210201	-3.7	-0.6	-0.3	0.3	-0.4	0.5
Transportation finishes, except powdered and high-solids coatings. ..	06	2102011	-0.4	-0.2	-1.5	0.8	1.6	0.0
All other product finishes for original equipment manufacturers (OEM), excluding marine coating.....	06	2102012	-4.5	-0.8	0.0	0.1	-1.0	0.6
Special purpose coatings, incl. marine, industrial & construction coatings.....	06	2103	-2.4	0.0	-0.5	-0.5	-0.7	0.1
Special purpose coatings, incl. marine, industrial & construction coatings.....	06	210301	-2.4	0.0	-0.5	-0.5	-0.7	0.1
Paint materials.....	06	22	-7.2	-0.5	0.3	0.2	0.1	-3.7
Paint colors.....	06	2202	-9.1	-1.6	0.3	0.2	0.1	-4.2
All other inorganic pigments, including TiO2, chrome colors, and other white opaque pigments.....	06	22020N	-11.1	-1.7	0.2	-0.1	0.1	-4.9
Synthetic organic pigments, lakes, and toners.....	06	220298	5.3	-0.8	1.0	2.2	0.0	0.0
Allied and miscellaneous paint products.....	06	23	-3.4	-1.2	-0.1	0.0	-0.4	0.8
Allied and miscellaneous paint products.....	06	2301	-3.4	-1.2	-0.1	0.0	-0.4	0.8
Allied and miscellaneous paint products.....	06	230104	-3.4	-1.2	-0.1	0.0	-0.4	0.8
Drugs and pharmaceuticals.....	06	3	1.8	1.1	0.3	0.1	0.1	-0.1
Medicinal and botanical chemicals, drugs, and other products.....	06	31	5.0	0.4	3.9	0.1	0.2	0.0
Medicinal and botanical chemicals, drugs, and other products.....	06	3102	5.0	0.4	3.9	0.1	0.2	0.0
Synthetic organic medicinal chemicals, medicinal & botanical drugs, & other products.....	06	310203	5.0	0.4	3.9	0.1	0.2	0.0
Veterinary pharmaceutical preparations.....	06	34	-	2.2	0.0	0.0	-	-
Pharmaceuticals for veterinary use.....	06	3403	-	2.2	0.0	0.0	-	-
Pharmaceuticals for veterinary use.....	06	340303	-	2.2	0.0	0.0	-	-
Biological products, including diagnostics.....	06	37	1.5	0.9	-0.1	0.2	0.3	-0.3
Biological products, excluding diagnostic, for veterinary, industrial, and all other misc. uses.....	06	3717	3.4	4.3	-0.7	0.5	0.7	-1.2
Biological products, excluding diagnostic, for veterinary, industrial, and all other misc. uses.....	06	371705	3.4	4.3	-0.7	0.5	0.7	-1.2
Diagnostics.....	06	3718	0.5	0.4	0.3	0.2	-0.1	-0.2
In-vitro diagnostic substances.....	06	371801	-1.2	0.7	-1.0	0.0	0.1	-0.1
Biological products, excluding diagnostic, for human use.....	06	3719	1.6	-0.3	0.0	0.0	0.6	0.0
Biological products, excluding diagnostic, for human use.....	06	371904	1.6	-0.3	0.0	0.0	0.6	0.0
Pharmaceutical preparations.....	06	38	1.6	1.1	0.2	0.0	0.0	0.0
Pharmaceuticals affecting neoplasms, the endocrine system, & metabolic diseases.....	06	3801	0.7	0.4	0.0	0.0	0.0	0.0
Cancer therapy products.....	06	380102	3.4	2.0	0.0	0.0	0.0	0.0

See footnotes at end of table.

Table 7. Producer price index percentage changes for commodity and service groupings and individual items, not seasonally adjusted — Continued
 [May 2024]

Title	Commodity code		Unadjusted 12-month percent change ¹	Unadjusted 1-month percent change ¹				
	Group code	Item code		May 2023 to May 2024 ^P	Dec. to Jan.	Jan. to Feb. ^P	Feb. to Mar. ^P	Mar. to Apr. ^P
Insulin/antidiabetes products.....	06	380103	-8.6	-8.8	0.0	0.0	0.0	0.0
Other neoplasms, endocrine system, and metabolic diseases.....	06	380104	1.5	1.3	0.0	0.0	0.0	0.0
Hormones and oral contraceptives.....	06	380105	0.1	0.1	0.0	0.0	0.0	0.0
Pharmaceuticals acting on the central nervous system and the sense organs.....	06	3802	3.7	2.9	0.6	0.0	0.0	0.0
Analgesics.....	06	380202	1.9	0.0	1.5	0.0	0.0	0.0
Analgesics, over-the-counter.....	06	380202OC	4.4	0.0	0.0	0.0	0.0	0.0
Analgesics, prescription.....	06	380202RX	1.7	0.0	1.7	0.0	0.0	0.0
Psychotherapeutics.....	06	380203	1.1	0.0	1.0	0.0	0.0	0.0
Antidepressants.....	06	3802031	1.0	0.0	1.0	0.0	0.0	0.0
Other psychotherapeutics, including tranquilizers.....	06	3802032	1.3	0.3	0.9	0.0	0.0	0.0
Anticonvulsants.....	06	380204	4.1	0.3	3.9	0.0	0.0	0.0
Other central nervous system and sense organs.....	06	380205	5.0	4.9	0.0	0.0	0.0	0.0
Pharmaceuticals acting on the cardiovascular system.....	06	3803	1.0	0.6	0.0	0.0	0.1	0.0
Other cardiovascular preparations.....	06	380305	0.1	0.0	0.0	0.0	0.0	0.0
Pharmaceuticals acting on the respiratory system.....	06	3804	-1.6	1.4	0.0	0.0	0.1	0.0
Antihistamines and bronchodilators, including antiasthmatics.....	06	380402	1.2	1.2	0.0	0.0	0.0	0.0
Other respiratory preparations.....	06	380403	-5.8	1.8	0.0	0.0	0.3	0.0
Other respiratory preparations, over-the-counter.....	06	380403OC	1.1	0.0	0.0	0.0	0.6	0.0
Other respiratory preparations, prescription.....	06	380403RX	-12.8	-	-	-	-	0.0
Pharmaceuticals acting on the digestive or the genito-urinary systems.....	06	3805	-8.5	-7.1	0.0	0.0	-0.9	-0.6
Other digestive or genito-urinary preparations.....	06	380503	-9.4	-7.9	0.0	0.0	-1.6	0.0
Other digestive or genito-urinary preparations, prescription.....	06	380503RX	-11.8	-9.9	0.1	0.0	-2.1	0.0
Pharmaceuticals acting on the skin.....	06	3806	-1.0	0.6	-0.3	0.1	-0.6	0.0
Other pharmaceutical preparations acting on the skin.....	06	380603	0.2	0.5	-0.4	0.0	0.0	0.0
Anti-acne preparations.....	06	380606	1.0	1.0	0.0	0.0	0.0	0.0
Vitamin, nutrient, and hematonic preparations.....	06	3807	4.2	0.0	0.0	0.2	0.1	0.0
Multivitamins.....	06	380702	7.4	0.0	0.0	0.0	0.0	0.0
Other vitamins and nutrients.....	06	380703	2.6	0.0	0.0	0.4	0.2	0.4
Pharmaceuticals affecting parasitic and infective diseases.....	06	3808	1.2	0.8	0.2	0.0	0.0	0.0
Broad and medium spectrum antibiotics.....	06	380802	0.0	0.0	0.0	0.0	0.0	0.0
Systemic antivirals.....	06	380803	3.3	3.3	0.0	0.0	0.0	0.0
Other parasitic and infective diseases.....	06	380804	2.1	1.1	0.5	0.0	0.0	0.0
Fats and oils, inedible.....	06	4	4.0	17.2	-5.0	-0.7	-0.4	-1.5
Fats and oils, inedible.....	06	41	4.0	17.2	-5.0	-0.7	-0.4	-1.5
Fats and oils, inedible.....	06	4101	4.0	17.2	-5.0	-0.7	-0.4	-1.5
Soybean oil, processed for inedible purposes.....	06	410131	9.8	22.5	-5.0	-0.4	-0.6	-1.8
Crude soybean oil, degummed, made from soybeans crushed in the same establishment.....	06	4101311	60.6	70.8	-2.0	-0.2	0.1	-0.3
Soybean oil, all other types.....	06	4101312	-20.7	-6.1	-8.3	-0.7	-1.3	-3.7
Lard, inedible tallow, and grease, except wool grease.....	06	410132	-20.4	-6.8	-4.8	-2.2	0.6	0.7
Agricultural chemicals and chemical products.....	06	5	-6.8	0.0	-0.6	1.4	0.2	-0.8
Mixed fertilizers.....	06	51	-1.4	0.8	0.4	0.6	1.0	1.2
Mixed fertilizers.....	06	5105	-1.4	0.8	0.4	0.6	1.0	1.2
Mixed fertilizers.....	06	510501	-1.4	0.8	0.4	0.6	1.0	1.2
Mixed fertilizers, made in plants which manufacture fertilizer materials.....	06	5105011	3.9	0.0	-0.2	0.0	0.6	2.9
Mixed fertilizers, dry, mixing only.....	06	5105012	-2.6	0.8	0.4	0.5	1.4	0.1
Mixed fertilizers, liquid, mixing only.....	06	5105013	-12.2	3.9	2.7	3.1	-0.3	1.1
Fertilizer materials.....	06	52	-6.3	-0.2	-1.6	3.0	0.0	-2.6
Nitrogenates.....	06	5201	-6.0	-3.3	-6.1	3.9	1.1	-0.3
Fertilizer materials of organic origin.....	06	520137	-0.3	1.0	-0.1	-0.2	0.0	-0.8
Synthetic ammonia, nitric acid, ammonium compounds, and urea.....	06	52013A	-6.5	-3.7	-6.7	4.3	1.2	-0.3
Phosphates.....	06	5202	-6.7	3.0	2.7	2.2	-0.9	-4.7
Phosphoric acid, 52-54 percent APA, superphosphates and other phosphate fertilizer materials.....	06	52026A	-6.7	3.0	2.7	2.2	-0.9	-4.7
Other agricultural chemicals.....	06	53	-9.8	-0.3	0.0	0.1	0.1	0.2
Other agricultural chemicals.....	06	5301	-9.8	-0.3	0.0	0.1	0.1	0.2
Lawn and garden pesticides and chemicals.....	06	530107	-3.5	-0.6	0.0	0.0	0.0	0.0
Household and institutional pesticides and chemicals.....	06	530108	2.3	0.4	0.0	0.0	0.0	1.6
Agricultural and commercial pesticides and chemicals.....	06	530109	-10.8	-0.4	0.0	0.1	0.1	0.1
Plastic resins and materials.....	06	6	-4.6	-1.2	2.3	-0.4	1.2	0.7
Thermoplastic resins and plastics materials.....	06	62	-4.2	-1.2	2.5	-0.1	0.8	1.1
Thermoplastic resins and plastics materials.....	06	6212	-4.2	-1.2	2.5	-0.1	0.8	1.1

See footnotes at end of table.

Table 7. Producer price index percentage changes for commodity and service groupings and individual items, not seasonally adjusted — Continued
 [May 2024]

Title	Commodity code		Unadjusted 12-month percent change ¹	Unadjusted 1-month percent change ¹				
	Group code	Item code		May 2023 to May 2024 ^P	Dec. to Jan.	Jan. to Feb. ^P	Feb. to Mar. ^P	Mar. to Apr. ^P
Thermoplastic resins and plastics materials.....	06	621201	-4.2	-1.2	2.5	-0.1	0.8	1.1
Thermosetting resins and plastics materials.....	06	63	-7.2	-0.9	1.2	-2.3	4.8	-1.7
Thermosetting resins and plastics materials.....	06	6306	-7.2	-0.9	1.2	-2.3	4.8	-1.7
Thermosetting resins and plastics materials.....	06	630601	-7.2	-0.9	1.2	-2.3	4.8	-1.7
Other chemicals and allied products.....	06	7	0.4	0.3	-0.3	0.4	0.1	-0.3
Soaps and detergents.....	06	71	1.9	0.1	0.4	0.1	0.2	0.1
Soaps and other detergents.....	06	7104	1.9	0.1	0.4	0.1	0.2	0.1
Soaps and detergents, commercial, industrial, and institutional.....	06	710401	5.0	0.4	0.3	0.2	0.8	0.0
Commercial, industrial, and institutional hard surface cleaners.....	06	71040101	4.1	0.5	0.3	0.0	3.3	0.0
Commercial, industrial, and institutional laundry detergents.....	06	71040102	4.4	0.0	0.0	3.9	0.4	0.0
Commercial, industrial, and institutional dishwashing detergents.....	06	71040103	7.4	0.0	0.0	0.0	0.0	0.0
Commercial, industrial, and institutional metal cleaners.....	06	71040104	3.8	0.0	0.1	3.7	0.0	0.0
Dairy, farm, and food plant cleaners, sanitizers, etc.....	06	71040106	2.6	0.0	2.6	0.0	0.0	0.0
Commercial, industrial, and institutional soaps, excluding specialty cleaners.....	06	71040107	1.0	1.5	0.0	0.0	0.4	0.0
Household detergents.....	06	710402	0.7	0.0	0.0	0.0	-0.2	0.2
Household alkaline detergents and cleaners.....	06	7104021	-0.2	0.0	0.0	0.1	-1.1	0.0
Household dry and liquid laundry detergents.....	06	7104022	0.2	0.0	0.0	0.0	0.0	0.2
Soaps, excluding specialty cleaners, household.....	06	710403	1.4	0.0	1.7	0.0	0.3	0.0
Polish and other sanitation goods.....	06	72	0.6	0.1	0.4	0.1	0.1	0.0
Polish and other sanitation goods.....	06	7201	0.6	0.1	0.4	0.1	0.1	0.0
Polishing preparations and related products.....	06	720103	-0.4	-0.1	0.0	-0.1	0.0	0.0
Specialty cleaning and sanitation products.....	06	720105	1.1	0.2	0.7	0.1	0.2	0.0
Disinfectants, nonagricultural, industrial and institutional.....	06	7201051	0.7	0.3	0.0	0.0	0.3	0.0
Air and room fresheners.....	06	7201053	0.0	-0.1	0.0	0.0	0.1	0.0
Laundry fabric softeners and rinses, liquid and dry.....	06	7201058	1.0	0.1	0.0	0.0	0.0	0.0
Other specialty cleaning and sanitation products.....	06	7201059	1.9	0.1	1.9	0.4	0.2	0.0
Cosmetics and other toilet preparations.....	06	75	1.3	0.0	0.6	0.1	0.0	0.1
Shaving preparations.....	06	7502	-0.5	-0.7	0.0	0.0	0.0	0.0
Shaving preparations.....	06	750206	-0.5	-0.7	0.0	0.0	0.0	0.0
Perfumes, toilet waters, and colognes.....	06	7503	2.5	0.0	1.1	0.0	0.0	1.4
Perfumes, toilet waters, and colognes.....	06	750306	2.5	0.0	1.1	0.0	0.0	1.4
Hair preparations (including shampoos).....	06	7504	1.2	0.0	0.7	0.4	0.1	0.0
Hair preparations (including shampoos).....	06	750407	1.2	0.0	0.7	0.4	0.1	0.0
Hair preparations incl professional, consumer, and cream/gel shampoos.....	06	75040701	0.2	0.0	0.0	0.0	0.1	0.0
Hair tonics and hair dressings incl professional and consumer use.....	06	75040702	4.9	0.0	3.0	1.8	0.0	0.0
Toothpastes, denture cleaners, and mouthwashes.....	06	7505	2.0	0.0	0.0	0.0	0.0	0.0
Denture cleaners, mouthwashes, gargles, and rinses.....	06	750504	-	0.0	0.0	0.0	0.0	-
Creams, lotions, and oils, excluding shaving, hair, and deodorant.....	06	7514	0.2	0.0	0.2	0.0	0.0	0.0
Creams, lotions, and oils, excluding shaving, hair, and deodorant.....	06	751401	0.2	0.0	0.2	0.0	0.0	0.0
Other cosmetics and toilet preparations.....	06	7515	1.7	0.0	1.0	0.0	0.0	0.0
Other cosmetics and toilet preparations.....	06	751501	1.7	0.0	1.0	0.0	0.0	0.0
Misc. chemical prod. and preparations.....	06	79	-0.7	0.5	-1.1	0.7	0.1	-0.7
Explosives and blasting accessories.....	06	7902	5.1	3.2	1.4	0.3	0.2	-0.2
Explosives and blasting accessories.....	06	790234	5.1	3.2	1.4	0.3	0.2	-0.2
Industrial gases.....	06	7903	-2.9	2.3	-4.7	3.3	1.6	-4.5
Carbon dioxide.....	06	790302	3.1	2.2	2.6	-0.5	0.0	0.9
Nitrogen.....	06	790303	-20.4	-4.8	-6.4	6.6	2.8	-0.6
Oxygen.....	06	790304	0.7	3.6	-1.7	3.2	-0.8	0.0
Argon and hydrogen.....	06	790309	8.8	-1.6	2.5	-1.2	-3.1	-0.4
Other industrial gases (including fluorocarbon and acetylene).....	06	790312	-1.4	4.3	-7.9	4.0	3.3	-9.0
Adhesives and sealants.....	06	7904	-0.3	0.1	-0.5	0.6	0.0	0.0
Synthetic resin and rubber adhesives.....	06	790402	-1.0	0.0	-0.8	0.8	0.1	0.0
Epoxy adhesives.....	06	7904021	0.3	0.0	0.0	0.4	0.0	-0.5
Other synthetic resin and rubber adhesives.....	06	7904026	-1.4	-0.4	-0.2	1.4	0.0	0.0
Structural sealants (load bearing).....	06	790407	0.8	0.0	0.0	0.8	0.0	0.0
Nonstructural caulking compounds and sealants.....	06	79040A	1.0	0.6	0.0	0.5	0.0	0.0
Surface active agents.....	06	7905	1.0	0.0	0.0	0.0	0.0	0.0
Surfactants (bulk surface active agents).....	06	790502	2.0	0.0	0.0	0.0	0.0	0.0
Gum and wood chemicals, including wood distillation products.....	06	7906	-4.4	0.5	2.8	-0.8	0.1	0.0
Gum and wood chemicals, including wood distillation products.....	06	790607	-4.4	0.5	2.8	-0.8	0.1	0.0
Other miscellaneous chemical products.....	06	7909	-0.6	0.0	-0.6	0.1	-0.5	0.3
Carbon black, all processes.....	06	790918	2.2	2.2	-3.2	-1.2	-1.9	3.5

See footnotes at end of table.

Table 7. Producer price index percentage changes for commodity and service groupings and individual items, not seasonally adjusted — Continued
 [May 2024]

Title	Commodity code		Unadjusted 12-month percent change ¹	Unadjusted 1-month percent change ¹				
	Group code	Item code		May 2023 to May 2024 ^P	Dec. to Jan.	Jan. to Feb. ^P	Feb. to Mar. ^P	Mar. to Apr. ^P
Printing ink.....	06	790919	0.1	-0.1	-0.4	0.0	0.0	-0.2
Gravure printing inks.....	06	7909192	0.1	0.0	0.2	0.0	0.0	0.0
Lithographic and offset inks.....	06	7909193	0.5	0.0	0.0	0.4	0.0	0.0
News and nonheat web offset printing inks.....	06	79091931	2.0	0.0	0.0	4.8	0.0	0.0
Publication and commercial web inks.....	06	79091932	0.5	0.0	0.0	0.0	0.0	0.0
Sheet-fed general inks.....	06	79091933	-0.6	0.0	0.0	0.0	0.0	0.0
Sheet-fed packaging inks.....	06	79091934	0.6	0.0	0.0	0.0	0.0	0.0
Flexographic printing inks.....	06	7909194	-5.1	0.0	-1.4	0.0	0.0	0.0
Nonimpact/digital inks.....	06	7909195	3.7	-0.4	0.2	-1.4	0.0	-0.7
All other printing inks.....	06	7909196	2.6	0.0	0.0	-0.1	-0.2	0.3
Water-treating compounds.....	06	790961	-3.0	0.1	-0.1	1.8	0.2	1.0
Automotive chemicals.....	06	790991	1.4	0.0	-0.2	0.0	1.9	0.0
All other chemical preparations, including essential oils, matches, and gelatin.....	06	790999	-0.8	-0.3	-0.6	-0.2	-1.0	-0.2
Rubber and plastic products.....	07	—	-0.5	0.1	0.0	0.4	0.5	-0.1
Rubber and rubber products.....	07	1	0.5	-0.1	0.3	0.5	0.8	0.3
Synthetic rubber, inc. styrene-butadiene rubber (SBR) and ethylene propylene.....	07	11	2.9	-1.6	1.2	3.6	4.3	2.0
Synthetic rubber.....	07	1102	2.9	-1.6	1.2	3.6	4.3	2.0
Synthetic rubber, inc. sbr and ethylene propylene.....	07	110224	2.9	-1.6	1.2	3.6	4.3	2.0
Tires, tubes, tread, & repair materials.....	07	12	-1.3	0.0	0.0	-0.1	0.0	-0.5
Tires.....	07	1201	-1.3	0.1	0.0	-0.1	0.0	-0.5
Pneumatic tires (including passenger, truck, bus, tractor, industrial, and other tires).....	07	12010	-1.3	0.1	0.0	-0.1	0.0	-0.5
Passenger car pneumatic tires.....	07	120104	-0.5	0.2	0.0	-0.1	0.1	-0.3
Truck and bus (including off-the-highway) pneumatic tires.....	07	120105	-1.9	-0.3	0.2	-0.1	-0.2	-1.2
Tread rubber, tire sundries, and repair materials.....	07	1203	-2.7	-2.1	0.0	0.0	0.0	-0.3
Tread rubber, tire sundries, and repair materials.....	07	120354	-2.7	-2.1	0.0	0.0	0.0	-0.3
Miscellaneous rubber products.....	07	13	1.2	0.3	0.3	-0.1	0.2	0.2
Rubber and plastics footwear, including athletic footwear.....	07	1301	1.2	-1.2	2.3	0.0	0.0	0.0
Rubber and plastics footwear, including athletic footwear.....	07	130109	1.2	-1.2	2.3	0.0	0.0	0.0
Rubber and plastic belts and belting.....	07	1303	0.2	1.0	0.0	0.0	0.0	0.0
Flat rubber and plastics belts and belting.....	07	130371	-0.1	1.2	0.0	0.0	0.0	0.0
Rubber and plastics transmission belts and belting (excluding flat).....	07	130372	0.8	0.7	0.0	0.0	0.0	0.0
Rubber and plastics hose.....	07	1304	1.1	-0.4	0.2	0.9	0.3	0.0
Rubber and plastics hose.....	07	130411	1.1	-0.4	0.2	0.9	0.3	0.0
Industrial rubber and plastics hose without fittings.....	07	1304116	0.0	0.0	0.0	0.0	0.0	0.0
Rubber and plastics water hose (incl. fire, irrigation, etc.).....	07	1304117	-1.8	0.2	0.8	0.0	1.4	0.0
Rubber and plastics hose for on- and off-highway motor vehicles.....	07	1304118	4.5	-1.5	0.0	2.8	0.0	0.0
Miscellaneous rubber products, n.e.c.....	07	1306	1.3	0.4	0.3	-0.3	0.2	0.3
All other industrial rubber products.....	07	130604	4.5	0.5	1.5	-1.4	0.7	1.0
All other miscellaneous rubber goods.....	07	130606	1.3	1.5	-0.1	0.0	-0.1	0.0
Rubber compounds or mixtures for sale or interplant transfer.....	07	130612	-1.6	0.4	0.0	0.0	0.5	0.0
Rubber products for mechanical use.....	07	130617	1.9	0.0	0.0	0.0	0.0	0.2
Molded rubber mechanical goods automotive.....	07	1306171	1.4	0.0	0.0	0.0	0.0	0.0
Molded rubber mechanical goods, transportation/off-highway.....	07	1306172	-0.6	-1.1	0.0	0.0	0.0	0.0
Other molded rubber mechanical goods (excluding tubing).....	07	1306179	4.8	1.3	0.0	0.0	0.0	0.0
Other extruded rubber mechanical goods (excl. auto)(excl. tubing).....	07	130617C	7.3	0.0	0.0	0.0	0.0	7.3
Rubber coated fabrics, garments, and footwear.....	07	130618	5.6	3.4	0.0	0.0	0.1	0.0
Plastic products.....	07	2	-0.8	0.2	-0.1	0.3	0.4	-0.2
Plastic construction products.....	07	21	-0.6	0.5	-0.2	0.0	0.6	-0.3
Plastics construction products.....	07	2106	-0.6	0.5	-0.2	0.0	0.6	-0.3
Plastics pipe.....	07	210603	-6.6	0.3	-0.7	-0.5	1.4	-1.2
Plastics drain, waste, and vent pipe.....	07	2106031	-7.6	1.7	-2.2	-1.2	1.0	-0.6
Plastics water pipe.....	07	2106033	-7.2	1.1	-1.7	-0.3	2.1	-1.4
Plastics sewer, stormdrain, and water main pipe.....	07	2106038	-8.0	-1.8	0.2	-0.3	1.2	-2.0
Other plastics pipe.....	07	210603B	-7.8	0.0	0.0	0.0	1.2	0.0
Plastics pipe fittings and unions.....	07	210604	1.9	0.2	-0.1	1.1	1.4	-0.3
Plastics plumbing fixtures.....	07	210605	2.1	1.2	0.0	0.0	0.0	1.3
Other plastics construction products.....	07	210606	2.4	0.5	0.0	0.1	0.1	0.0
Building and construction polystyrene foam products.....	07	2106061	-8.1	0.4	0.1	0.0	0.0	-0.9
Building & construction fabricated plastics products (excl foam, plumbing fixtures, hardware).....	07	2106063	4.0	0.5	0.0	0.1	0.1	0.1
Unsupported plastic film, sheet and other shapes.....	07	22	-3.4	-1.1	0.7	0.1	1.1	-0.1

See footnotes at end of table.

Table 7. Producer price index percentage changes for commodity and service groupings and individual items, not seasonally adjusted — Continued
[May 2024]

Title	Commodity code		Unadjusted 12-month percent change ¹	Unadjusted 1-month percent change ¹				
	Group code	Item code		May 2023 to May 2024 ^P	Dec. to Jan.	Jan. to Feb. ^P	Feb. to Mar. ^P	Mar. to Apr. ^P
Unsupported plastics film, sheet, and other shapes.....	07	2205	-3.4	-1.1	0.7	0.1	1.1	-0.1
Unsupported plastics film, sheet, and other shapes.....	07	220501	-3.4	-1.1	0.7	0.1	1.1	-0.1
Unlaminated polyethylene film and sheet.....	07	2205011	-4.5	-0.1	1.0	-0.1	0.0	0.0
Unlaminated vinyl and vinyl copolymer film and sheet.....	07	2205013	-	-3.0	0.0	-	-	-
Miscellaneous unlaminated plastics film and sheet.....	07	2205014	-2.4	-0.1	0.2	1.3	2.5	0.3
Unlaminated plastics profile shapes.....	07	2205015	-3.2	-2.8	0.0	-0.4	1.1	0.5
Laminated plastic sheets, rods, and tubes.....	07	23	2.3	0.1	0.0	0.0	0.7	0.0
Laminated plastics plates, sheet (except packaging), and shapes.....	07	2304	2.3	0.1	0.0	0.0	0.7	0.0
Laminated plastics plates, sheet (except packaging), and shapes.....	07	230401	2.3	0.1	0.0	0.0	0.7	0.0
Parts for manufacturing from plastics.....	07	26	-0.1	0.1	0.0	0.8	0.0	0.0
Parts for transportation equipment.....	07	2601	0.2	0.0	0.0	1.1	0.0	0.1
Parts for transportation equipment.....	07	260105	0.2	0.0	0.0	1.1	0.0	0.1
Transportation polyurethane foam products.....	07	2601051	-	0.2	0.0	0.0	0.0	-
Transportation fabricated plastic parts (excluding foam and reinforced plastics).....	07	2601052	0.2	0.0	0.0	1.2	0.0	0.1
Other parts and components for manufacturing.....	07	2602	1.1	0.5	0.0	0.0	0.0	-0.3
Other parts and components for manufacturing.....	07	260205	1.1	0.5	0.0	0.0	0.0	-0.3
All other miscellaneous polyurethane foam products.....	07	2602051	0.8	0.0	0.0	0.8	0.1	0.0
Electrical & electronic fabricated plastics (excl. foam and reinforced plastics).....	07	2602052	3.0	0.0	0.0	0.0	0.0	-0.9
All other polystyrene foam products incl. transportation application uses.....	07	2602053	-0.2	2.6	0.0	0.0	0.0	0.0
Industrial machinery plastics products, excl foam (incl gears, bearings, bushings, cams).....	07	2602054	0.3	0.0	0.0	0.0	0.0	0.0
Foam components for furniture.....	07	2603	-4.3	0.0	0.0	0.0	0.0	0.0
Foam components for furniture.....	07	260305	-4.3	0.0	0.0	0.0	0.0	0.0
Other plastic products.....	07	29	1.5	0.6	0.3	0.1	0.8	0.0
Other plastics products.....	07	2901	1.5	0.6	0.3	0.1	0.8	0.0
Custom compounding of purchased resins and color concentrates.....	07	290196	1.5	1.1	-0.1	0.2	1.5	0.0
All other reinforced and fiberglass plastics products.....	07	290197	1.8	-0.1	0.9	-0.2	0.0	0.0
Products made of foam other than polystyrene or polyurethane.....	07	290198	0.5	0.5	0.0	0.0	0.0	0.0
Plastic packaging products.....	07	2A	-1.3	0.8	-0.5	0.3	0.6	-0.4
Plastics packaging products.....	07	2A01	-1.3	0.8	-0.5	0.3	0.6	-0.4
Plastics packaging products.....	07	2A0101	-1.3	0.8	-0.5	0.3	0.6	-0.4
Other plastics packaging products, excluding film, sheet, foam and bottles.....	07	2A01012	-2.0	1.1	-0.3	0.5	1.2	-0.7
Packaging polyurethane foam products.....	07	2A01013	-0.1	0.0	0.0	0.0	0.0	0.0
Plastics bottles.....	07	2A01014	0.2	0.8	-0.9	0.2	0.0	0.0
Polystyrene foam food containers.....	07	2A01015	-1.3	-0.3	-0.4	0.2	-0.6	-0.3
Polystyrene foam protective shipping pads, shaped cushioning, etc.....	07	2A01016	-5.3	1.1	-0.4	0.0	0.0	0.6
Consumer, institutional, and commercial products, n.e.c.....	07	2B	0.3	0.0	0.1	0.3	0.2	-0.1
All other consumer, institutional, and commercial products.....	07	2B01	0.3	0.0	0.1	0.3	0.2	-0.1
All other consumer, institutional, and commercial products.....	07	2B0101	0.3	0.0	0.1	0.3	0.2	-0.1
Consumer and institutional polystyrene foam products.....	07	2B01011	-1.0	-0.4	0.1	-0.1	0.4	-0.2
Consumer and institutional polyurethane foam products.....	07	2B01013	-	0.0	0.0	0.0	0.0	0.0
Consumer/institutional/commercial fabricated plastics products.....	07	2B01015	0.5	0.0	0.1	0.4	0.1	-0.1
Recyclable plastics.....	07	2C	-	-1.0	-3.4	6.8	-4.6	-
Recyclable plastics.....	07	2C01	-	-1.0	-3.4	6.8	-4.6	-
Recyclable plastics.....	07	2C0101	-	-1.0	-3.4	6.8	-4.6	-
Lumber and wood products.....	08	-	-2.0	0.0	0.5	0.2	0.4	-0.7
Lumber.....	08	1	-4.2	0.7	0.8	1.3	1.3	-1.8
Softwood lumber.....	08	11	-8.1	1.2	1.5	3.2	0.9	-3.6
Softwood cut stock and dimension.....	08	1105	-11.3	0.2	-0.9	2.7	0.0	-4.0
Softwood cut stock and dimension.....	08	110503	-11.3	0.2	-0.9	2.7	0.0	-4.0
Softwood lumber, not edge worked.....	08	1106	-8.6	1.4	1.8	3.5	1.1	-3.8
Softwood lumber, not edge worked.....	08	110601	-8.6	1.4	1.8	3.5	1.1	-3.8
Softwood dressed lumber, less than 2 inches in nominal thickness, not edge worked.....	08	1106012	-7.5	0.4	10.1	7.7	6.5	3.5
Softwood dressed 2-inch lumber, 2 inches in nominal thickness only, not edge worked.....	08	1106013	-8.2	2.0	2.3	4.8	0.3	-6.7
Softwood dressed lumber and timbers, more than 2 inches in nominal thickness, not edge worked.....	08	1106014	-21.7	3.1	-2.7	2.2	2.7	-6.6
Softwood lumber, made from purchased lumber.....	08	1107	0.5	0.2	-0.2	0.1	0.4	-0.6
Softwood lumber, made from purchased lumber.....	08	110701	0.5	0.2	-0.2	0.1	0.4	-0.6

See footnotes at end of table.

Table 7. Producer price index percentage changes for commodity and service groupings and individual items, not seasonally adjusted — Continued
 [May 2024]

Title	Commodity code		Unadjusted 12-month percent change ¹	Unadjusted 1-month percent change ¹				
	Group code	Item code		May 2023 to May 2024 ^P	Dec. to Jan.	Jan. to Feb. ^P	Feb. to Mar. ^P	Mar. to Apr. ^P
Hardwood lumber.....	08	12	1.8	0.1	-0.1	-1.3	1.7	0.9
Hardwood cut stock and dimension.....	08	1203	5.1	1.0	1.0	1.2	1.2	0.0
Hardwood cut stock and dimension.....	08	120311	5.1	1.0	1.0	1.2	1.2	0.0
Hardwood flooring.....	08	1204	0.8	0.1	0.2	-1.0	0.9	0.2
Oak and maple hardwood flooring.....	08	120401	1.0	0.1	0.4	-1.0	1.0	0.2
Hardwood flooring, other than oak and maple.....	08	120402	-3.5	0.0	-3.5	0.0	0.0	0.0
Hardwood lumber, not edge worked.....	08	1205	1.5	-0.2	-0.5	-2.5	2.1	1.2
Hardwood lumber, not edge worked.....	08	120501	1.5	-0.2	-0.5	-2.5	2.1	1.2
Millwork.....	08	2	-0.2	0.0	1.4	-0.3	0.5	-0.4
General millwork.....	08	21	1.2	0.1	1.8	0.0	0.5	-0.1
General millwork.....	08	2101	1.2	0.1	1.8	0.0	0.5	-0.1
Stock wood kitchen cabinets, related cabinetwork and countertops.....	08	210102	-0.9	0.0	0.1	0.0	0.0	0.0
Stock wood kitchen cabinets and related cabinetwork for permanent installation.....	08	2101021	-1.2	0.0	0.1	0.0	0.0	0.0
Custom wood kitchen cabinets, bathroom vanities, and related cabinetwork.....	08	210105	3.9	0.0	3.6	0.0	0.0	0.0
Custom wood kitchen cabinets and related cabinetwork not sold direct to customer at retail.....	08	2101051	5.2	0.1	4.8	0.0	0.0	0.0
Custom wood kitchen cabinets, bathroom vanities, and related cabinet work sold at retail.....	08	2101052	1.3	0.0	1.2	0.0	0.0	0.0
Wood window units.....	08	210112	3.2	0.0	3.2	0.0	0.0	0.0
Double hung wood window units.....	08	2101121	3.1	0.0	3.1	0.0	0.0	0.0
Casement wood window units.....	08	2101122	3.1	0.0	3.1	0.0	0.0	0.0
All other wood window units, including horizontal sliding, awning and single hung.....	08	2101123	3.6	0.0	3.6	0.0	0.0	0.0
Wood sash, excluding sash shipped in window units.....	08	210122	3.5	0.0	3.5	0.0	0.0	0.0
Wood window & door frames, incl. door frames in door units, excl. window frames in window units.....	08	210132	-5.8	0.0	1.0	0.0	1.1	0.0
Wood panel, flush, & molded face doors, interior & exterior, incl. doors with glazed sections.....	08	210142	2.7	0.0	2.6	-0.2	0.8	0.0
Other wood doors, incl. garage, patio, bifold, cabinet, screen, storm and louver.....	08	210152	3.0	0.5	2.7	0.0	0.0	0.1
Wood moldings.....	08	210162	-3.7	-0.1	0.0	0.1	-0.5	-1.2
Mirror and picture frames and framed pictures.....	08	210175	4.3	0.0	3.2	0.0	0.0	0.0
Other wood millwork products, including stairwork, exterior millwork, and softwood flooring.....	08	210183	3.5	0.2	0.2	0.1	3.9	0.0
Prefabricated structural members.....	08	22	-4.6	-0.2	0.2	-1.2	0.6	-1.5
Prefabricated structural members.....	08	2201	-4.6	-0.2	0.2	-1.2	0.6	-1.5
Laminated veneer lumber.....	08	220107	-6.9	-0.2	1.3	-0.2	-0.2	0.0
Other engineered structural wood members, excluding trusses & laminated veneer lumber.....	08	220108	-4.3	-1.9	0.2	0.1	-0.5	0.0
Wood trusses.....	08	220109	-4.3	0.3	0.1	-1.6	1.0	-2.1
Plywood.....	08	3	1.9	-0.1	-1.2	-0.2	1.3	-0.4
Softwood veneer and plywood.....	08	31	3.9	0.7	-2.0	-0.3	1.7	-0.4
Softwood veneer and plywood.....	08	3103	3.9	0.7	-2.0	-0.3	1.6	-0.4
Softwood veneer and plywood.....	08	310303	3.9	0.7	-2.0	-0.3	1.7	-0.4
Softwood veneer, incl. veneer backed w/ paper, cloth, or other flexible material.....	08	3103031	9.4	-0.5	-0.2	2.8	2.8	0.5
Softwood plywood products: rough, sanded, and specialties.....	08	3103035	0.9	1.3	-2.9	-1.9	1.0	-1.0
Hardwood veneer and plywood.....	08	35	-0.5	-1.1	-0.1	-0.1	0.8	-0.4
Hardwood veneer and plywood.....	08	3501	-0.5	-1.1	-0.1	-0.1	0.8	-0.4
Hardwood veneer, including veneer backed with paper, cloth, or other flexible material.....	08	350102	-0.2	-0.2	-0.5	0.0	1.2	-0.1
Hardwood plywood.....	08	350104	-0.1	-2.3	-0.2	0.1	0.1	0.0
Hardwood veneered panels, including two-ply veneers.....	08	350107	-2.3	-0.9	1.1	-0.7	1.2	-2.3
Other wood products.....	08	4	-4.8	-0.7	-0.3	0.2	0.1	-0.7
Wood pallets and pallet containers, wood and metal combination.....	08	41	-11.6	-0.8	-1.1	-0.1	-1.0	-0.6
Wood pallets and pallet containers.....	08	4101	-11.6	-0.8	-1.1	-0.1	-1.0	-0.6
Wood pallets and pallet containers, wood and metal combination.....	08	410101	-11.6	-0.8	-1.1	-0.1	-1.0	-0.6
Wood boxes.....	08	42	-4.2	-3.1	0.1	-0.7	4.2	-0.1
Wood boxes.....	08	4201	-4.2	-3.1	0.1	-0.7	4.2	-0.1
Nailed and lock-corner wood boxes.....	08	420101	-1.1	0.0	0.0	0.0	0.0	-1.1
Wood box and crate shook.....	08	420102	-4.0	-0.8	0.2	-1.5	1.3	0.0
Other wood container parts and wood containers.....	08	420127	-5.2	-6.2	0.0	0.0	8.4	0.0
Miscellaneous wood products.....	08	49	4.0	-0.3	0.5	0.6	0.7	-0.9

See footnotes at end of table.

Table 7. Producer price index percentage changes for commodity and service groupings and individual items, not seasonally adjusted — Continued
 [May 2024]

Title	Commodity code		Unadjusted 12-month percent change ¹	Unadjusted 1-month percent change ¹				
	Group code	Item code		May 2023 to May 2024 ^P	Dec. to Jan.	Jan. to Feb. ^P	Feb. to Mar. ^P	Mar. to Apr. ^P
Wood ties, siding, shingles, and shakes, and contract sawing of logs owned by others.....	08	4903	3.6	-0.2	-1.4	0.0	0.0	0.0
Wood ties, siding, shingles, and shakes, and contract sawing of logs owned by others.....	08	490301	3.6	-0.2	-1.4	0.0	0.0	0.0
Sawn wood fence stock, wood lath, and contract resawing and planing. . .	08	4904	0.0	0.0	0.0	0.0	0.0	0.0
Sawn wood fence stock, wood lath, and contract resawing and planing. . .	08	490401	0.0	0.0	0.0	0.0	0.0	0.0
All other miscellaneous wood products.....	08	4909	4.5	-0.4	0.8	0.7	0.9	-1.0
All other miscellaneous wood products.....	08	490901	4.5	-0.4	0.8	0.7	0.9	-1.0
Logs, bolts, timber, pulpwood and wood chips.....	08	5	-4.1	0.1	-0.5	-0.2	-1.8	-0.2
Logs, bolts, timber, pulpwood and wood chips.....	08	51	-4.1	0.1	-0.5	-0.2	-1.8	-0.2
Logs, bolts, timber, pulpwood and wood chips.....	08	5105	-4.1	0.1	-0.5	-0.2	-1.8	-0.2
Logs, bolts, timber and pulpwood.....	08	510502	-4.2	0.0	-0.7	-0.1	-2.2	0.0
Wood chips, excluding field chips.....	08	510505	-3.8	0.8	0.4	-0.3	0.0	-0.6
Prefabricated wood buildings & components.....	08	6	0.7	-0.4	0.0	0.4	0.8	-0.1
Prefabricated wood buildings & components.....	08	61	0.7	-0.4	0.0	0.4	0.8	-0.1
Prefabricated wood buildings and components.....	08	6101	0.7	-0.4	0.0	0.4	0.8	-0.1
Prefabricated stationary wood buildings, components (not sold as complete units).....	08	610101	5.5	3.9	0.0	0.1	0.9	-0.5
Prefabricated stationary wood buildings, precut packages (complete units).....	08	610102	-0.5	-1.2	0.0	0.5	-0.2	-0.2
Prefabricated stationary wood buildings, shipped in panel form (complete units).....	08	610103	1.3	-1.9	-0.1	0.5	1.4	-0.1
Prefabricated stationary wood buildings, shipped in three-dimensional assemblies.....	08	610104	-0.5	0.6	0.0	0.2	0.6	0.1
Prefabricated stationary wood buildings, three-dimensional assemblies, residential.....	08	6101041	-0.6	0.7	0.0	0.2	0.7	0.1
Prefabricated stationary wood buildings, three-dimensional assemblies, nonresidential.....	08	6101042	0.1	0.0	0.0	0.0	0.0	0.0
Treated wood and contract wood preserving.....	08	7	-1.3	-0.1	-0.4	0.4	0.3	-1.1
Treated wood and contract wood preserving.....	08	71	-1.3	-0.1	-0.4	0.4	0.3	-1.1
Treated wood.....	08	7101	-1.4	-0.1	-0.4	0.4	0.3	-1.1
Wood poles, piles, and posts owned and treated by the same establishment.....	08	710101	-1.5	-0.6	-0.4	0.2	0.5	-1.8
Other wood products owned and treated by the same establishment. . .	08	710102	-1.3	0.6	-0.4	0.6	0.1	-0.2
Contract wood preservation.....	08	7102	0.6	0.0	0.5	0.0	0.6	-0.7
Receipts for treating wood owned by others w/ arsenical chemicals, creosote, & other chemicals.....	08	710201	0.6	0.0	0.5	0.0	0.6	-0.7
Pulp, paper, and allied products.....	09	—	1.6	0.4	0.4	0.5	0.9	0.2
Pulp, paper, and prod., ex. bldg. paper.....	09	1	0.7	0.3	0.5	0.3	0.5	0.5
Wood pulp.....	09	11	-2.0	1.7	0.6	2.5	0.6	1.2
Wood pulp.....	09	1105	-2.0	1.7	0.6	2.5	0.6	1.2
Wood pulp.....	09	110501	-2.0	1.7	0.6	2.5	0.6	1.2
Special alpha and dissolving wood pulp, incl. sulfite and sulfate and other wood pulp.....	09	1105012	1.1	1.8	0.7	2.8	1.5	1.3
All other miscellaneous pulp, other than wood, and pulp mill byproducts incl. turpentine.....	09	1105017	-24.6	0.4	0.0	0.0	-6.8	0.0
Recyclable paper.....	09	12	87.4	8.0	12.8	11.4	-0.6	1.2
News and other low grade recyclable paper.....	09	1201	77.6	13.8	17.5	10.6	0.0	0.0
News and other low grade recyclable paper.....	09	120125	77.6	13.8	17.5	10.6	0.0	0.0
Corrugated recyclable paper.....	09	1203	99.6	6.5	11.1	12.6	-0.7	3.3
Corrugated recyclable paper.....	09	120325	99.6	6.5	11.1	12.6	-0.7	3.3
High grade recyclable paper (including pulp substitutes and deinking).....	09	1207	59.3	10.9	16.4	8.1	-0.6	-4.5
High grade recyclable (including pulp substitutes and deinking).....	09	120725	59.3	10.9	16.4	8.1	-0.6	-4.5
Paper.....	09	13	0.5	0.3	0.3	-0.2	0.6	0.7
Writing and printing papers.....	09	1301	-2.1	0.7	-0.1	-0.8	0.4	1.1
Bleached bristol, clay-coated, uncoated, and industrial converted paper.....	09	130119	-2.0	0.6	-0.1	-0.9	0.2	1.0
Newsprint.....	09	1302	-24.8	-1.5	-2.6	-0.9	-5.0	0.3
Newsprint.....	09	130291	-24.8	-1.5	-2.6	-0.9	-5.0	0.3
Packaging and industrial converting paper.....	09	1303	3.2	-0.1	0.8	0.5	0.7	0.0
Coated and laminated single and multi-web paper.....	09	130321	-0.1	0.7	0.0	-0.1	0.0	0.0
Single-web paper, rolls and sheets, including waxed, for flexible packaging uses.....	09	1303211	0.1	0.1	0.0	0.0	0.0	0.0
Multiweb laminated rolls and sheets, except foil, for flexible packaging uses.....	09	1303213	-0.4	1.4	0.0	-0.1	0.1	0.0

See footnotes at end of table.

Table 7. Producer price index percentage changes for commodity and service groupings and individual items, not seasonally adjusted — Continued
 [May 2024]

Title	Commodity code		Unadjusted 12-month percent change ¹	Unadjusted 1-month percent change ¹				
	Group code	Item code		May 2023 to May 2024 ^P	Dec. to Jan.	Jan. to Feb. ^P	Feb. to Mar. ^P	Mar. to Apr. ^P
Coated and laminated single and multi-web film.....	09	130322	3.5	-0.3	1.0	0.5	1.0	-0.1
Single-web film, rolls, and sheets, including coextruded, for flexible packaging uses.....	09	130322A	4.5	0.7	1.0	0.6	0.7	0.0
Single-web film, rolls, and sheets for flexible packaging uses.....	09	130322A1	4.8	0.9	0.7	0.6	0.6	0.1
Coextruded single-web film, for flexible packaging uses.....	09	130322A2	3.2	-0.2	2.3	0.5	1.1	-0.5
All other coated and processed papers.....	09	1305	7.6	0.7	-0.2	-0.3	2.7	2.9
Converted foil for nonpackaging applications.....	09	130505	1.0	0.0	0.0	0.0	0.0	0.0
Other coated and processed papers, except for packaging uses.....	09	130506	-	0.8	-0.2	-0.4	3.5	-
Paperboard.....	09	14	-1.6	0.7	-0.2	0.2	0.5	0.3
Corrugated paperboard in sheets and rolls, lined and unlined.....	09	1405	0.3	1.1	0.0	0.0	0.0	0.1
Corrugated paperboard in sheets and rolls, lined and unlined.....	09	140551	0.3	1.1	0.0	0.0	0.0	0.1
Paperboard, excluding corrugated paperboard in sheets and rolls.....	09	1411	-2.0	0.7	-0.2	0.2	0.6	0.3
Recycled paperboard.....	09	141105	-3.6	-0.9	-0.6	0.4	1.9	0.7
Unbleached kraft packaging and industrial converting paperboard.....	09	141107	-2.5	0.3	-0.2	0.2	0.2	0.3
Bleached packaging and industrial converting paperboard.....	09	141112	-2.3	0.0	0.0	0.0	0.0	0.0
Converted paper and paperboard products.....	09	15	-1.3	-0.3	0.2	-0.3	0.5	0.5
Sanitary paper products, including stock.....	09	1501	-2.9	-0.2	0.2	-0.6	0.2	0.2
Sanitary paper products, including stock.....	09	150123	-2.9	-0.2	0.2	-0.6	0.2	0.2
Sanitary tissue paper products, made in paper mills.....	09	1501233	-4.3	-0.2	0.0	-0.1	-0.1	0.0
Disposable diapers and similar disposable products, purchased sanitary paper stock and wadding.....	09	1501234	0.0	0.0	0.0	0.0	0.0	0.0
Sanitary tissue paper products, made from purchased sanitary paper stock or wadding.....	09	1501235	-2.0	-0.2	0.8	-2.1	1.1	0.9
Paper, plastic, and foil bags.....	09	1502	0.3	0.1	-0.1	0.2	0.3	0.0
Uncoated single-web paper grocers' bags and sacks and variety and shopping bags.....	09	150214	0.3	0.0	0.0	0.8	0.0	0.0
Specialty bags, pouches and liners.....	09	150216	0.3	0.1	-0.1	0.2	0.3	0.0
Plastics, foil, and coated paper bags.....	09	1502161	-0.6	0.0	-1.0	0.5	-0.1	0.0
Specialty bags, pouches, and liners, multiweb laminations and foil, except film-film.....	09	15021612	-0.9	0.1	-0.8	0.1	-0.2	-0.1
Single-web film specialty bags, pouches, and liners.....	09	1502162	0.5	0.1	0.0	0.1	0.3	0.1
Polyethylene grocery and variety bags and pouches.....	09	15021621	1.1	0.0	0.1	0.0	0.0	0.7
Polyethylene refuse bags.....	09	15021622	-0.3	-0.4	-1.2	-0.2	1.2	1.3
Other polyethylene bags, pouches, and liners.....	09	15021625	0.8	0.7	0.3	0.4	0.3	-0.8
Coextruded single-web film specialty bags, pouches, & liners.....	09	15021626	1.1	0.0	1.0	0.0	0.0	0.0
Multiweb film/film combination specialty bags, pouches and liners.....	09	1502163	-5.9	0.1	-0.9	0.4	0.4	-5.9
Paper boxes and containers.....	09	1503	-2.0	-0.5	0.0	-0.3	0.6	0.8
Corrugated shipping containers.....	09	150301	-2.9	-1.4	-0.4	0.5	0.9	0.7
Corrugated shipping containers for food and beverages and carryout boxes for retail food.....	09	1503011	-1.8	-1.0	-0.3	-0.2	1.2	0.9
Corrugated shipping containers for paper and allied products.....	09	1503012	-8.2	-0.2	-0.1	2.8	0.6	0.0
Corrugated shipping containers for metal and electrical machinery.....	09	1503013	-3.8	-5.7	0.0	0.4	2.1	0.2
Corrugated shipping containers for all other end uses.....	09	1503014	-1.4	-0.9	-0.7	0.3	0.3	1.0
Setup (rigid) paperboard boxes.....	09	150322	3.8	0.0	0.0	0.2	1.9	-0.3
Folding paperboard boxes, packaging, and packaging components.....	09	150336	-0.4	1.3	0.9	-1.9	0.1	1.3
Folding paperboard boxes, packaging, and packaging components.....	09	15033601	-0.4	1.3	0.9	-1.9	0.1	1.3
Paperboard fiber drums with ends of any material.....	09	150337	5.8	0.1	0.4	0.4	2.3	2.2
Other corrugated and solid fiber products, including containers, pallets, pads, etc.....	09	1504	5.1	-0.2	0.2	0.4	1.5	1.5
Other corrugated and solid fiber products, including containers, pallets, pads, etc.....	09	150441	5.1	-0.2	0.2	0.4	1.5	1.5
Office supplies and accessories.....	09	1506	1.4	-1.8	1.7	0.4	0.1	0.7
Envelopes.....	09	150636	-2.4	-2.5	-0.7	1.0	0.3	0.2
Die-cut paper and paperboard office supplies.....	09	150646	13.6	6.1	0.0	0.0	0.0	-0.2
Paper supplies for business machines and other misc. unprinted office supplies.....	09	150655	4.3	-6.6	9.4	-0.3	0.6	2.7
Tablets, pads, and related products.....	09	150657	-2.4	0.0	-0.1	-0.4	-1.4	-0.1
Fiber cans, tubes, and similar fiber products.....	09	1507	1.4	0.0	0.0	-0.8	1.8	0.1
Fiber cans, all fiber and composite.....	09	150731	3.4	0.1	0.0	-3.5	4.5	0.2
Fiber cores and tubes.....	09	150732	0.5	0.0	0.0	0.6	0.5	0.1
Paperboard cones, reels, spools, bobbins, blocks, and all vulcanized fiber products.....	09	150733	0.0	0.0	0.0	0.0	0.0	0.0
Molded pulp goods, including egg cartons, florists pots, food trays, etc.....	09	1508	-2.8	-0.3	0.9	-1.6	1.3	1.0
Molded pulp goods, including egg cartons, florists pots, food trays, etc.....	09	150814	-2.8	-0.3	0.9	-1.6	1.3	1.0
Miscellaneous converted paper and paperboard products.....	09	1509	-0.7	0.3	0.7	-0.2	-0.2	-0.1
Pasted, lined, laminated, or surface-coated paperboard.....	09	150901	-1.6	0.0	-0.3	0.0	0.1	0.0
Wallcoverings.....	09	150902	0.4	0.0	0.0	0.0	0.0	0.0

See footnotes at end of table.

Table 7. Producer price index percentage changes for commodity and service groupings and individual items, not seasonally adjusted — Continued
 [May 2024]

Title	Commodity code		Unadjusted 12-month percent change ¹	Unadjusted 1-month percent change ¹				
	Group code	Item code		May 2023 to May 2024 ^P	Dec. to Jan.	Jan. to Feb. ^P	Feb. to Mar. ^P	Mar. to Apr. ^P
Other sanitary paper products & misc. converted paper & paperboard products.....	09	150999	-0.6	0.3	0.9	-0.2	-0.3	-0.1
Miscellaneous converted paper and paperboard products.....	09	1509992	-0.8	0.3	0.9	-0.2	-0.3	-0.1
Pressure-sensitive products.....	09	16	-2.0	0.0	-0.5	0.0	0.5	-0.9
Pressure-sensitive products.....	09	1601	-2.0	0.0	-0.5	0.0	0.5	-0.9
Pressure-sensitive products.....	09	160101	-2.0	0.0	-0.5	0.0	0.5	-0.9
Building paper & building board mill prods.....	09	2	20.6	0.1	-0.5	7.0	17.6	-5.6
Hardboard, particleboard & fiberboard prods.....	09	22	20.6	0.1	-0.5	7.0	17.6	-5.6
Particleboard and fiberboard.....	09	2201	21.4	0.1	-0.5	7.3	18.2	-5.7
Particleboard made from particleboard produced at the same location...	09	220125	-4.3	-0.6	0.0	0.1	2.1	0.0
Medium density fiberboard (MDF) made from MDF produced at the same location.....	09	220131	-	-	-0.2	0.4	-	-
Prefinished particleboard and medium density fiberboard (MDF) made from purchased materials.....	09	220141	-6.6	-2.7	0.0	0.0	0.0	0.0
Hardboard products.....	09	2202	0.3	0.5	0.0	0.0	0.0	0.0
Hardboard products.....	09	220206	0.3	0.5	0.0	0.0	0.0	0.0
Publications, printed matter and printing material.....	09	4	2.0	0.8	0.2	0.1	-0.1	0.3
Books printing.....	09	44	7.2	2.2	0.5	0.0	2.2	1.1
Books printing.....	09	4401	7.2	2.2	0.5	0.0	2.2	1.1
Books printing.....	09	440114	7.2	2.2	0.5	0.0	2.2	1.1
Textbook printing and binding.....	09	4401141	-2.0	0.0	-0.8	0.0	0.0	0.0
Technical, scientific, & professional book printing & binding.....	09	4401143	-8.7	0.0	-1.1	0.0	0.0	0.0
Religious book printing and binding.....	09	4401145	0.2	0.0	-1.5	0.0	1.6	0.6
General book (trade, etc.) printing and binding.....	09	4401147	19.6	4.2	2.0	0.0	4.8	2.3
Other book and pamphlet printing and binding.....	09	440114E	2.2	2.3	0.0	0.0	0.0	0.0
Manifold business forms printing.....	09	45	3.3	3.3	0.0	0.0	0.0	0.0
Manifold business forms printing.....	09	4501	3.3	3.3	0.0	0.0	0.0	0.0
Manifold business forms printing, excluding checkbooks.....	09	450105	3.3	3.3	0.0	0.0	0.0	0.0
Commercial printing.....	09	47	1.6	0.8	0.2	0.1	-0.2	0.2
Magazine and periodical printing.....	09	4701	-2.2	-0.3	0.0	0.0	-1.1	0.0
Magazine and periodical printing (lithographic).....	09	470102	-2.2	-0.3	0.0	0.0	-1.1	0.0
Label and wrapper printing for packaging.....	09	4702	0.2	0.0	0.0	0.0	0.0	0.0
Label and wrapper printing (lithographic).....	09	470202	0.0	0.0	0.0	0.0	0.0	0.0
Label and wrapper printing (flexographic).....	09	470205	0.3	0.0	0.0	0.0	0.0	0.0
Catalog and directory printing.....	09	4703	-1.2	0.5	0.0	0.0	-1.1	0.0
Catalog and directory printing (lithographic).....	09	470302	-1.2	0.5	0.0	0.0	-1.1	0.0
Advertising printing.....	09	4705	-0.8	0.3	0.0	0.0	-1.2	0.0
Advertising printing (lithographic).....	09	470506	-0.9	0.3	0.0	0.0	-1.2	0.0
Other general job printing.....	09	4706	3.7	0.2	1.1	0.0	1.1	0.5
Quick printing.....	09	470604	23.9	1.6	8.6	0.0	8.0	0.0
Other commercial and general job printing.....	09	470609	0.4	0.0	0.0	0.0	-0.1	0.6
Other commercial and general job printing (lithographic).....	09	4706091	0.3	0.0	0.0	0.0	-0.1	0.7
All other commercial and general job printing.....	09	4706094	1.4	0.0	0.0	0.0	0.0	0.0
Other commercial printing, incl. screen, engraving, digital, & general job exc. labels/wrappers.....	09	4711	4.0	1.9	0.0	0.4	-0.3	0.4
Commercial screen printing, excluding on garments, apparel accessories, & other fabric articles.....	09	471101	1.5	1.4	0.0	0.1	0.0	0.0
Screen printing (excluding on textiles, apparel, apparel accessories, and labels).....	09	4711012	1.5	1.4	0.0	0.1	0.0	0.0
Other commercial and general job screen printing.....	09	47110123	2.7	2.4	0.0	0.3	0.0	0.0
Digital printing.....	09	471103	4.8	2.3	0.0	0.5	-0.4	0.5
Blankbooks, binders, and bookbinding work.....	09	48	1.4	0.0	0.4	1.0	0.0	0.1
Tradebinding and related work.....	09	4802	2.3	-0.1	0.6	1.6	0.0	0.2
Miscellaneous binding and postpress work, incl collating, perforating, folding, gluing, etc.....	09	480203	-2.7	-0.2	0.0	0.0	0.0	-0.5
Softcover, pamphlet, sample book, and other binding of books and materials printed elsewhere.....	09	480204	1.9	0.0	0.1	0.5	-0.1	0.1
Services for the printing trade.....	09	49	1.1	0.0	0.2	0.0	0.0	0.0
Prepress services, including platemaking.....	09	4905	1.1	0.0	0.2	0.0	0.0	0.0
Prepress services, excl platemaking (incl film, assembled flats, color sep., typesetting, etc.).....	09	490501	0.7	0.0	0.0	0.0	0.0	0.0
Printing plates and cylinders, prepared for printing (excl blank plates and blank cylinders).....	09	490502	1.8	0.0	0.6	0.0	0.0	0.0
Metals and metal products.....	10	-	-1.7	1.3	0.6	-1.8	0.2	1.2

See footnotes at end of table.

Table 7. Producer price index percentage changes for commodity and service groupings and individual items, not seasonally adjusted — Continued
 [May 2024]

Title	Commodity code		Unadjusted 12-month percent change ¹	Unadjusted 1-month percent change ¹				
	Group code	Item code		May 2023 to May 2024 ^P	Dec. to Jan.	Jan. to Feb. ^P	Feb. to Mar. ^P	Mar. to Apr. ^P
Iron and steel.....	10	1	-11.7	4.0	1.9	-7.1	-1.8	-0.1
Iron ores.....	10	11	-1.4	0.6	0.7	-1.3	-0.4	0.0
Iron ores.....	10	1105	-1.4	0.6	0.7	-1.3	-0.4	0.0
Iron ores.....	10	110555	-1.4	0.6	0.7	-1.3	-0.4	0.0
Iron and steel scrap.....	10	12	-13.2	1.9	-2.6	-9.4	0.1	-2.1
Carbon steel scrap.....	10	1211	-14.5	2.3	-2.7	-10.9	-0.2	-2.6
Heavy melting scrap.....	10	121191	-8.3	5.2	-1.9	-10.4	-0.5	-3.7
Carbon steel scrap bundles.....	10	121192	-23.0	-1.2	-5.2	-12.2	0.1	0.0
Shredded carbon steel scrap.....	10	121193	-16.2	3.4	-2.4	-11.1	0.0	-2.5
Cut plate and structural scrap.....	10	121194	-14.5	-2.1	-1.2	-10.9	-0.6	-4.5
Stainless and other alloy steel scrap.....	10	1212	2.1	-1.5	-2.3	8.2	1.8	2.1
Stainless and other alloy steel scrap.....	10	121208	2.1	-1.5	-2.3	8.2	1.8	2.1
Cast iron scrap.....	10	1213	-15.9	-0.7	-3.3	-5.7	3.8	0.0
Cast iron scrap.....	10	121308	-15.9	-0.7	-3.3	-5.7	3.8	0.0
Other ferrous scrap.....	10	1215	-16.8	-2.1	-1.4	-6.6	0.1	-0.1
Other ferrous scrap.....	10	121501	-16.8	-2.1	-1.4	-6.6	0.1	-0.1
Foundry and forge shop products.....	10	15	0.8	0.7	0.6	0.4	-0.3	-0.2
Pressure and soil pipe and fittings, cast iron.....	10	1502	1.3	2.1	0.0	0.0	-0.1	0.2
Cast iron pressure and soil pipe and fittings, except ductile pressure pipe.....	10	150227	-	4.6	0.0	0.0	0.0	0.2
Other gray and ductile iron castings.....	10	1504	0.4	1.3	0.1	-0.2	-0.2	0.0
Ductile iron castings (excluding pressure pipe & fittings).....	10	150413	-0.4	0.8	0.2	-0.5	-0.4	-0.1
Gray iron castings (including molds and stools for heavy steel ingots).....	10	150419	1.5	2.0	0.1	0.0	0.1	0.0
Standard and pearlitic malleable iron castings.....	10	1505	-	1.5	0.0	0.0	-0.6	-0.5
Standard and pearlitic malleable iron castings.....	10	150501	-	1.5	0.0	0.0	-0.6	-0.5
Steel investment castings.....	10	1506	-3.7	0.0	0.0	0.0	-1.1	-0.2
Steel investment castings.....	10	150624	-3.7	0.0	0.0	0.0	-1.1	-0.2
Carbon steel castings, except investment.....	10	1507	5.0	0.4	0.2	0.0	0.0	0.3
Carbon steel castings, except investment.....	10	150701	5.0	0.4	0.2	0.0	0.0	0.3
High alloy steel castings, excluding investment.....	10	1508	-	-0.2	0.2	0.0	0.0	-
High alloy steel castings, excluding investment.....	10	150801	-	-0.2	0.2	0.0	0.0	-
Other alloy steel castings, except investment.....	10	1509	5.8	-3.9	0.0	0.0	0.0	0.0
Other alloy steel castings, except investment.....	10	150901	5.8	-3.9	0.0	0.0	0.0	0.0
Other forge shop products.....	10	1513	-0.1	0.9	1.6	1.4	0.0	-0.6
Closed die forgings, ferrous.....	10	151359	1.2	1.5	2.3	2.0	0.0	-0.7
Hot impression die impact, press and upset steel forgings.....	10	15135912	1.7	1.6	2.6	2.3	0.0	-0.7
Hot impression die impact, press, and upset carbon steel forgings.....	10	151359121	-	4.2	-	-	-	-
Hot impression die impact, press, & upset alloy steel forgings, except stainless and high temp.....	10	151359122	-4.4	-0.7	0.6	-0.1	0.0	-1.0
Steel mill products.....	10	17	-13.8	5.3	3.5	-8.1	-2.6	0.5
Semifinished steel mill products.....	10	1702	-10.6	1.5	-0.6	-2.3	-1.2	0.3
Hot rolled steel bars, plates, and structural shapes.....	10	1704	-8.1	0.2	2.4	0.3	-1.5	-1.6
Hot rolled steel bars, plates, & structural shapes, alloy.....	10	170406	-	-	-2.0	-0.6	-	-
Hot rolled steel bars, plates, and structural shapes, carbon.....	10	170410	-8.0	0.1	2.8	0.4	-1.5	-1.8
Steel wire.....	10	1705	-9.7	0.6	0.1	-1.5	-0.7	-0.5
Steel wire, carbon.....	10	170501	-8.3	0.6	0.1	-0.4	-0.5	-0.7
Steel pipe and tube.....	10	1706	-12.0	2.2	1.3	-2.6	-1.8	-0.1
Steel pipe and tube, carbon.....	10	170652	-13.9	3.2	1.6	-3.3	-3.0	0.1
Steel pipe and tube, stainless steel.....	10	170674	-8.3	0.1	-0.1	-0.2	0.6	-0.9
Cold rolled steel sheet and strip.....	10	1707	-2.2	4.7	4.8	-12.6	-2.8	0.7
Cold rolled steel sheet and strip.....	10	170710	-2.2	4.7	4.8	-12.6	-2.8	0.7
Cold finished steel bars and bar shapes.....	10	1708	-7.2	3.0	0.0	-0.4	-2.2	-0.9
Cold finished steel bars and bar shapes.....	10	170810	-7.2	3.0	0.0	-0.4	-2.2	-0.9
Electrometallurgical ferroalloy products.....	10	1712	-22.6	-6.2	-1.6	-2.4	-0.1	-0.1
Electrometallurgical ferroalloy products.....	10	171201	-22.6	-6.2	-1.6	-2.4	-0.1	-0.1
Nonferrous metals.....	10	2	5.1	-0.4	-0.1	1.6	2.6	4.6
Nonferrous metal ores.....	10	21	1.8	-1.0	-1.0	2.8	2.9	2.3
Primary nonferrous metals.....	10	22	10.5	0.6	2.4	1.1	3.2	6.3
Primary nonferrous metals.....	10	2201	10.5	0.6	2.4	1.1	3.2	6.3
Copper cathode and refined copper.....	10	220131	-	-0.2	-	-	-	-
Other nonferrous metals, unalloyed.....	10	220181	-	-0.2	-	-	-	-
Nonferrous scrap.....	10	23	8.6	-1.8	-0.7	3.9	4.0	8.1
Copper base scrap.....	10	2301	20.9	-0.4	1.6	4.1	6.1	9.8

See footnotes at end of table.

Table 7. Producer price index percentage changes for commodity and service groupings and individual items, not seasonally adjusted — Continued
 [May 2024]

Title	Commodity code		Unadjusted 12-month percent change ¹	Unadjusted 1-month percent change ¹				
	Group code	Item code		May 2023 to May 2024 ^P	Dec. to Jan.	Jan. to Feb. ^P	Feb. to Mar. ^P	Mar. to Apr. ^P
No. 1 copper scrap, including wire.....	10	230101	23.5	-0.1	0.8	4.9	7.1	10.3
No. 2 copper scrap, including wire.....	10	230102	27.3	-1.3	2.0	6.1	9.1	10.8
Yellow brass scrap.....	10	230103	8.9	-0.6	3.6	0.2	0.6	7.1
Aluminum base scrap.....	10	2302	23.8	0.2	3.2	-1.2	3.0	14.1
Used beverage can scrap.....	10	230205	20.6	3.7	6.1	7.2	9.8	9.7
Other nonferrous scrap (including lead, zinc and precious metals).....	10	2303	-17.1	-5.5	-7.7	10.0	2.6	-0.8
Other nonferrous scrap (including lead, zinc and precious metals).....	10	230309	-17.1	-5.5	-7.7	10.0	2.6	-0.8
Secondary nonferrous metals.....	10	24	2.3	0.2	-0.9	2.7	2.5	4.5
Secondary aluminum.....	10	2402	-5.9	-1.1	0.2	0.4	0.7	4.9
Secondary aluminum.....	10	240229	-5.9	-1.1	0.2	0.4	0.7	4.9
Secondary copper, alloyed and unalloyed.....	10	2403	16.1	0.7	-0.4	1.9	3.5	8.7
Secondary copper, alloyed and unalloyed.....	10	240339	16.1	0.7	-0.4	1.9	3.5	8.7
Secondary precious metals.....	10	2406	15.5	2.7	-2.1	8.7	6.9	1.2
Secondary precious metals.....	10	240669	15.5	2.7	-2.1	8.7	6.9	1.2
All other miscellaneous secondary nonferrous metals, including lead and zinc.....	10	2408	1.3	0.2	-2.8	1.5	0.9	5.5
All other miscellaneous secondary nonferrous metals, including lead and zinc.....	10	240801	1.3	0.2	-2.8	1.5	0.9	5.5
Nonferrous mill shapes.....	10	25	2.4	0.0	0.2	0.2	1.8	3.8
Aluminum mill shapes.....	10	2501	-0.6	-0.7	0.2	-0.5	0.6	4.4
Extruded aluminum shapes, including rod, bar, and wire.....	10	250162	-3.2	-0.2	-0.2	-0.3	0.3	2.4
Copper and brass mill shapes.....	10	2502	9.6	0.8	-0.2	1.8	4.4	4.5
Copper and copper alloy sheet, strip and plate.....	10	250237	-	0.0	-0.8	-	-	-
Copper and copper alloy rod, bar and shapes.....	10	250238	12.2	1.6	-1.3	2.4	4.2	6.4
Copper and copper alloy pipe and tube.....	10	250239	14.1	-0.4	3.2	0.0	6.5	10.6
Nickel and nickel-base alloy mill shapes.....	10	2504	-9.8	-4.2	2.9	-0.2	0.3	0.1
Nickel and nickel-base alloy mill shapes.....	10	250466	-9.8	-4.2	2.9	-0.2	0.3	0.1
Titanium and titanium-base alloy mill shapes.....	10	2505	2.8	-0.2	0.7	0.0	0.3	0.6
Titanium and titanium-base alloy mill shapes.....	10	250505	2.8	-0.2	0.7	0.0	0.3	0.6
Other nonferrous mill shapes.....	10	2519	10.3	6.6	-0.1	-0.3	5.0	-0.1
All other nonferrous metal mill shapes, except precious metal.....	10	251935	12.2	8.1	2.2	-0.4	2.5	-0.1
Nonferrous wire and cable.....	10	26	10.4	-0.1	0.2	0.6	3.0	6.4
Nonferrous wire and cable.....	10	2603	10.4	-0.1	0.2	0.6	3.0	6.4
Electronic wire and cable.....	10	260301	1.6	0.0	0.0	0.6	0.5	3.6
Copper wire and cable.....	10	260314	18.0	0.4	0.1	1.7	5.2	9.6
Power wire and cable.....	10	260332	16.7	-0.1	-0.1	-2.3	0.6	4.5
Fiber optic cable.....	10	260333	-13.9	-3.7	0.0	0.0	0.0	0.0
Other wire and cable.....	10	260398	5.7	1.5	2.1	-0.7	0.6	0.8
Nonferrous forge shop products.....	10	27	5.4	0.1	0.7	0.7	0.0	0.0
Nonferrous forge shop products.....	10	2701	5.4	0.1	0.7	0.7	0.0	0.0
Nonferrous forge shop products.....	10	270111	5.4	0.1	0.7	0.7	0.0	0.0
Hot impression die, impact, press and upset aluminum and other nonferrous forgings.....	10	2701111	5.9	0.1	0.8	0.8	0.0	0.0
Hot impression die, impact, press and upset aluminum and aluminum alloy forgings.....	10	27011111	2.8	-0.4	-0.1	1.5	-0.1	-0.1
Hot impression die, impact, press and upset titanium and titanium alloy forgings.....	10	27011112	5.2	0.0	2.0	0.0	0.0	0.0
Other nonferrous hot impression die impact, press, and upset forgings.....	10	27011113	40.1	4.7	0.0	1.2	0.0	0.0
Nonferrous foundry shop products.....	10	28	3.2	0.7	0.9	0.2	0.5	1.3
Aluminum castings.....	10	2802	1.6	0.4	0.9	0.2	0.1	0.6
Aluminum die-castings.....	10	280207	-0.9	-0.6	0.2	0.0	0.1	0.6
Aluminum castings, excluding die-castings.....	10	280208	6.0	2.2	2.0	0.6	0.0	0.7
Castings, nonferrous (except aluminum).....	10	2807	6.4	1.4	0.9	0.3	1.3	2.4
Castings, nonferrous (except aluminum).....	10	280701	6.4	1.4	0.9	0.3	1.3	2.4
Nonferrous die-castings (except aluminum).....	10	2807011	-0.8	-0.6	-0.6	-0.2	0.0	1.3
Copper base castings (excluding die-castings).....	10	2807013	8.1	-0.1	0.2	1.1	3.7	5.6
Metal containers.....	10	3	-2.9	0.4	0.2	-0.4	-0.1	0.2
Metal cans and can components.....	10	31	-3.8	0.5	0.0	-0.4	-0.2	-0.1
Steel cans and tinware end products.....	10	3102	-2.3	-0.4	0.0	-1.1	0.2	-0.2
Steel cans and tinware end products.....	10	310231	-2.3	-0.4	0.0	-1.1	0.2	-0.2
Aluminum cans and can components.....	10	3103	-4.9	1.0	0.0	0.0	-0.4	0.0
Aluminum cans and can components.....	10	310331	-4.9	1.0	0.0	0.0	-0.4	0.0
Barrels, drums, pails and other metal containers.....	10	32	1.1	0.2	1.1	0.0	0.0	1.4

See footnotes at end of table.

Table 7. Producer price index percentage changes for commodity and service groupings and individual items, not seasonally adjusted — Continued
 [May 2024]

Title	Commodity code		Unadjusted 12-month percent change ¹	Unadjusted 1-month percent change ¹				
	Group code	Item code		May 2023 to May 2024 ^P	Dec. to Jan.	Jan. to Feb. ^P	Feb. to Mar. ^P	Mar. to Apr. ^P
Barrels, drums, pails and other metal containers.....	10	3201	1.1	0.2	1.1	0.0	0.0	1.4
Steel shipping barrels and drums (excl. beer barrels) (more than 12-gallon capacity).....	10	320106	4.7	0.0	5.2	0.0	0.0	3.8
All other metal containers.....	10	320107	-1.4	0.5	-0.8	0.0	0.0	0.0
Hardware.....	10	4	-0.6	-0.3	0.5	-0.5	-0.1	0.1
Hardware, n.e.c.....	10	41	-1.3	-0.7	1.0	-0.8	-0.1	0.0
Builders' hardware.....	10	4101	-0.9	-1.1	1.5	0.0	0.0	0.0
Builders' hardware (lock units, key blanks, door & window hardware, cabinet hardware, etc.).....	10	410104	-0.9	-1.1	1.5	0.0	0.0	0.0
Transportation equipment hardware.....	10	4103	0.1	-0.2	0.0	0.0	-0.4	0.0
Furniture hardware.....	10	4104	-0.8	-0.1	-0.4	0.0	0.3	0.0
Furniture hardware.....	10	410411	-0.8	-0.1	-0.4	0.0	0.3	0.0
Other miscellaneous hardware.....	10	4105	-7.8	-0.2	2.3	-7.6	0.1	-0.5
Other miscellaneous hardware.....	10	410502	-7.8	-0.2	2.3	-7.6	0.1	-0.5
Hand and edge tools.....	10	42	0.9	0.6	-0.5	0.1	0.0	0.3
Hand and edge tools.....	10	4201	0.9	0.6	-0.5	0.1	0.0	0.3
Mechanics hand service tools.....	10	420135	1.0	0.0	-0.9	0.5	0.0	1.1
Edge tools, hand operated.....	10	420145	0.3	0.3	0.0	0.0	0.0	0.0
All other misc handtools, including cutting dies, machine & power-driven (except metal cutting).....	10	420155	0.7	1.2	-0.7	0.0	0.0	0.2
Plumbing fixtures and fittings.....	10	5	1.5	1.3	0.2	0.2	-0.1	0.3
Plumbing fixture fittings and trim.....	10	54	1.6	1.3	0.0	0.0	0.0	0.3
Plumbing fixtures, fittings, and trim.....	10	5402	1.6	1.3	0.0	0.0	0.0	0.3
Lavatory and sink fittings.....	10	540218	1.6	1.6	0.0	0.0	0.0	0.1
Miscellaneous plumbing fixtures, fittings, and trim.....	10	540223	1.3	1.3	0.0	0.0	0.0	0.0
Enameled iron & metal sanitary ware.....	10	56	-	2.3	-	-	-	-
Enameled iron and metal sanitary ware.....	10	5601	-	2.3	-	-	-	-
Enameled iron and metal sanitary ware.....	10	560102	-	2.3	-	-	-	-
Heating equipment.....	10	6	2.5	0.1	0.2	0.9	0.5	-0.2
Steam and hot water equipment.....	10	61	-	0.0	0.0	-	-	-
Steam and hot water equipment.....	10	6101	-	0.0	0.0	-	-	-
Cast iron heating boilers, radiators and convectors.....	10	610106	-	0.0	0.0	-	-	-
Furnaces and heaters, including parts.....	10	62	1.2	0.2	0.0	1.0	0.0	-2.0
Furnaces and heaters, including parts.....	10	6201	1.2	0.2	0.0	1.0	0.0	-2.0
Furnaces and heaters, including parts.....	10	620146	1.2	0.2	0.0	1.0	0.0	-2.0
Warm air furnaces, including parts.....	10	6201461	1.0	0.3	-0.1	1.4	0.0	-2.8
Warm air furnaces.....	10	62014611	1.2	0.3	0.1	1.4	0.0	-2.9
Floor and wall furnaces, unit heaters, infrared heaters, & mechanical stokers, including parts.....	10	6201462	1.6	0.0	0.2	0.0	0.0	0.0
Other heating equipment, non-electric, including parts.....	10	63	2.6	-0.1	0.5	0.4	0.2	0.4
Other heating equipment, non-electric, including parts.....	10	6301	2.6	-0.1	0.5	0.4	0.2	0.4
Other heating equipment, non-electric, including parts.....	10	630161	2.6	-0.1	0.5	0.4	0.2	0.4
Domestic heating stoves.....	10	64	2.0	0.0	2.0	0.0	0.0	0.0
Domestic heating stoves.....	10	6401	2.0	0.0	2.0	0.0	0.0	0.0
Domestic heating stoves.....	10	640141	2.0	0.0	2.0	0.0	0.0	0.0
Domestic water heaters.....	10	66	3.5	0.0	0.0	1.6	1.8	0.0
Domestic water heaters.....	10	6601	3.5	0.0	0.0	1.6	1.8	0.0
Household water heaters, electric, for permanent installation.....	10	660101	4.0	0.0	0.0	1.9	2.0	0.0
Household water heaters, except electric.....	10	660114	3.3	0.1	0.0	1.4	1.7	0.0
Fabricated structural metal products.....	10	7	1.9	0.6	-0.3	-0.1	0.1	0.3
Metal doors, sash, and trim.....	10	71	0.6	0.0	0.1	0.0	0.0	0.0
Metal doors and frames (except storm).....	10	7102	0.9	0.0	0.1	0.0	0.0	0.0
Metal doors and frames (except storm).....	10	710209	0.9	0.0	0.1	0.0	0.0	0.0
Metal windows (except storm sash).....	10	7103	-0.3	0.0	0.1	0.0	0.0	0.2
Metal windows (except storm sash).....	10	710313	-0.3	0.0	0.1	0.0	0.0	0.2
Metal molding and trim and store fronts.....	10	7104	-0.1	0.0	0.0	0.0	0.0	0.0
Metal molding and trim and store fronts.....	10	710413	-0.1	0.0	0.0	0.0	0.0	0.0
Metal combination screen, storm sash, and storm doors.....	10	7105	0.1	0.0	0.1	0.0	0.0	0.0
Metal combination screen, storm sash, and storm doors.....	10	710515	0.1	0.0	0.1	0.0	0.0	0.0
Metal window and door screens (except combination screens) and metal weather strip.....	10	7107	-0.1	0.0	0.0	0.0	0.0	0.0

See footnotes at end of table.

Table 7. Producer price index percentage changes for commodity and service groupings and individual items, not seasonally adjusted — Continued
 [May 2024]

Title	Commodity code		Unadjusted 12-month percent change ¹	Unadjusted 1-month percent change ¹				
	Group code	Item code		May 2023 to May 2024 ^P	Dec. to Jan.	Jan. to Feb. ^P	Feb. to Mar. ^P	Mar. to Apr. ^P
Metal window and door screens (except combination screens) and metal weather strip.....	10	710717	-0.1	0.0	0.0	0.0	0.0	0.0
Metal tanks.....	10	72	3.5	1.1	0.0	0.0	-0.2	0.5
Metal tanks.....	10	7201	3.5	1.1	0.0	0.0	-0.2	0.5
Metal tanks, heavy gauge, including field-erected.....	10	720123	3.5	1.1	0.0	0.0	-0.2	0.5
Sheet metal products.....	10	73	2.1	0.0	0.8	0.6	-0.1	-0.1
Sheet metal products.....	10	7301	2.1	0.0	0.8	0.6	-0.1	-0.1
Sheet metal air-conditioning ducts and stove pipe.....	10	730120	-1.3	0.0	0.0	-0.4	0.0	0.0
Sheet metal roofing and roof drainage equipment.....	10	730170	0.8	0.7	-0.7	0.0	0.0	-0.8
Sheet metal electronic enclosures.....	10	7301C	3.3	0.1	-0.1	0.8	-0.1	0.0
Steel sheet metal computer & peripheral equipment enclosures.....	10	7301C1	3.0	0.2	-0.1	0.0	-0.1	0.0
Aluminum sheet metal computer & peripheral equipment enclosures.....	10	7301C2	6.9	0.0	0.0	0.2	0.0	0.0
Other sheet metal electronic enclosures (excl. computers).....	10	7301C3	2.4	-0.1	0.0	1.9	-0.1	0.0
Other sheet metal work.....	10	7301G	3.3	-0.1	2.2	1.4	-0.1	0.0
Aluminum and other sheet metal work.....	10	7301G3	-1.5	-0.2	0.8	0.2	-0.3	-0.1
Structural, architectural, and pre-engineered metal products.....	10	74	1.5	0.8	-0.9	-0.4	0.4	0.4
Fabricated structural metal.....	10	7405	0.7	0.5	-1.6	-0.7	-0.3	0.0
Fabricated structural metal bar joists and concrete reinforcing bars.....	10	74051	0.1	1.5	-2.3	-1.4	-0.7	0.0
Fabricated structural iron & steel for industrial bldgs metal bar joists, short span.....	10	740510	7.1	7.6	-0.4	0.0	0.0	0.0
Fabricated structural iron & steel for commercial, residential, institutional, & public bldgs.....	10	740514	-1.7	0.0	-2.8	-1.7	-0.9	0.0
Other fabricated structural metal, including for bridges.....	10	74055	1.2	-0.3	-1.0	0.0	0.1	0.1
Fabricated structural metal for bridges.....	10	740553	3.1	-3.2	-3.4	-0.2	2.7	3.2
Other fabricated structural iron and steel, aluminum, and other metals.....	10	740554	1.0	0.0	-0.7	0.0	-0.1	-0.2
Custom roll form products.....	10	7407	-5.0	3.4	-0.1	0.0	0.0	0.0
Custom roll form products.....	10	740775	-5.0	3.4	-0.1	0.0	0.0	0.0
Ornamental and architectural metal work.....	10	7408	8.7	0.4	1.1	0.2	3.5	2.8
Iron, steel, and aluminum stairs, staircases and fire escapes.....	10	740803	18.1	0.9	0.0	0.0	8.3	8.3
Steel and aluminum fences, gates (not wire), and railings and window guards.....	10	740813	6.0	0.1	0.4	0.1	2.7	3.5
Other architectural and ornamental metal work.....	10	74082	2.6	0.2	1.5	0.5	0.2	0.2
Other aluminum and metal architectural and ornamental work.....	10	740821	1.4	0.1	0.0	1.2	0.0	0.0
Fabricated metal pipe, tube, and fittings.....	10	7411	1.7	1.0	-0.6	-0.5	-0.4	-1.2
Fabricated metal pipe, tube, and fittings.....	10	741151	1.7	1.0	-0.6	-0.5	-0.4	-1.2
Heat exchangers and steam condensers.....	10	75	7.0	2.5	0.1	0.0	0.0	1.4
Heat exchangers and steam condensers.....	10	7501	7.0	2.5	0.1	0.0	0.0	1.4
Heat exchangers and steam condensers (except for nuclear applications).....	10	750103	1.9	0.0	0.1	0.1	0.0	1.3
Fabricated steel plate.....	10	76	0.0	0.0	0.0	0.0	0.0	0.0
Fabricated steel plate.....	10	7601	0.0	0.0	0.0	0.0	0.0	0.0
Fabricated steel plate.....	10	760102	0.0	0.0	0.0	0.0	0.0	0.0
Prefabricated metal buildings.....	10	79	2.8	0.6	0.2	0.6	-0.5	-0.3
Prefabricated metal building systems (excl. farm service bldgs, residential bldgs, and parts).....	10	7901	1.2	0.5	0.0	1.0	-1.0	-0.2
Prefabricated metal building systems (excl. farm service bldgs, residential bldgs, and parts).....	10	790101	1.2	0.5	0.0	1.0	-1.0	-0.2
Farm service buildings and other prefabricated and portable buildings, steel and aluminum.....	10	7902	-0.5	1.1	0.0	0.0	0.4	-0.7
Farm service buildings and other prefabricated and portable buildings, steel and aluminum.....	10	790201	-0.5	1.1	0.0	0.0	0.4	-0.7
Panels, parts, and sections for prefabricated buildings, steel and aluminum.....	10	7903	14.5	0.6	1.2	-0.8	0.7	-0.5
Panels, parts, and sections for prefabricated buildings, steel and aluminum.....	10	790354	14.5	0.6	1.2	-0.8	0.7	-0.5
Miscellaneous metal products.....	10	8	1.9	0.4	0.4	0.1	0.2	0.1
Bolts, nuts, screws, rivets, and washers.....	10	81	8.4	1.8	1.7	0.5	0.7	-0.1
Externally threaded fasteners, except aircraft types.....	10	8102	-0.7	-0.2	0.1	1.0	-1.9	-0.2
Hex bolts, including heavy, tap-and-joint.....	10	810206	5.3	-1.7	0.0	2.4	1.0	0.5
Cap, set, machine, lag, flange, and self-locking screws, except aircraft types.....	10	810231	-0.7	0.6	0.2	-0.3	-0.1	0.0
Other metal bolts, incl. square, round, plow, high-strength structural, and bent.....	10	810262	-10.5	-0.1	0.0	6.5	-13.9	-2.0
Other externally threaded metal fasteners, including studs, except aircraft types.....	10	810263	1.7	-0.7	0.0	0.0	0.0	0.0
Internally threaded fasteners, except aircraft types.....	10	8103	2.1	1.4	0.0	0.4	0.0	0.0
Internally threaded fasteners, except aircraft types.....	10	810312	2.1	1.4	0.0	0.4	0.0	0.0

See footnotes at end of table.

Table 7. Producer price index percentage changes for commodity and service groupings and individual items, not seasonally adjusted — Continued
 [May 2024]

Title	Commodity code		Unadjusted 12-month percent change ¹	Unadjusted 1-month percent change ¹				
	Group code	Item code		May 2023 to May 2024 ^P	Dec. to Jan.	Jan. to Feb. ^P	Feb. to Mar. ^P	Mar. to Apr. ^P
Nonthreaded metal fasteners, except aircraft types.....	10	8104	2.4	1.0	-0.2	0.0	0.0	0.0
Nonthreaded metal fasteners, except aircraft types.....	10	810424	2.4	1.0	-0.2	0.0	0.0	0.0
Aircraft fasteners, except plastics (including aerospace).....	10	8105	24.1	5.6	5.7	0.0	5.0	0.0
Aircraft fasteners, except plastics (including aerospace).....	10	810536	24.1	5.6	5.7	0.0	5.0	0.0
Formed products, except fasteners, made by cold-, warm-, or hot-heading processes.....	10	8106	—	0.0	0.0	0.0	—	—
Formed products, except fasteners, made by cold-, warm-, or hot-heading processes.....	10	810648	—	0.0	0.0	0.0	—	—
Lighting fixtures.....	10	83	2.6	0.0	0.5	0.7	-0.1	0.8
Residential electric lighting fixtures, except portable.....	10	8302	-0.1	-0.4	0.0	0.0	0.0	0.3
Residential electric lighting fixtures, except portable.....	10	830225	-0.1	-0.4	0.0	0.0	0.0	0.3
Commercial, institutional and industrial electric lighting fixtures.....	10	8303	4.2	0.0	0.9	0.8	-0.1	1.4
Commercial and institutional electric lighting fixtures, including parts and accessories.....	10	830302	4.7	0.0	1.1	1.0	-0.1	1.6
Industrial electric lighting fixtures, including parts and accessories.....	10	830304	1.7	0.0	0.2	0.0	0.0	0.0
Other lighting equipment.....	10	8305	0.9	0.0	0.1	0.6	0.0	0.0
Outdoor lighting equipment (including parts and accessories).....	10	830522	0.0	0.0	0.0	0.0	0.0	0.0
All other miscellaneous electric and nonelectric lighting equipment, incl parts and accessories.....	10	830524	1.6	0.0	0.1	1.0	0.0	0.0
Ammunition, except for small arms.....	10	85	-1.4	0.0	0.0	0.8	0.0	0.0
Ammunition, except for small arms.....	10	8501	-1.4	0.0	0.0	0.8	0.0	0.0
Ammunition, except for small arms.....	10	850101	-1.4	0.0	0.0	0.8	0.0	0.0
Ordnance and ordnance accessories, n.e.c.....	10	86	11.3	0.0	0.0	0.0	0.0	0.0
Ordnance and ordnance accessories, n.e.c.....	10	8601	11.3	0.0	0.0	0.0	0.0	0.0
Ordnance and ordnance accessories, n.e.c.....	10	860101	11.3	0.0	0.0	0.0	0.0	0.0
Fabricated ferrous wire products.....	10	88	-5.2	0.0	0.1	-0.2	-0.1	-0.1
Ferrous wire rope, cable, forms and strand.....	10	8801	-3.3	-0.1	0.0	0.1	0.1	-0.1
Ferrous wire rope, cable, forms and strand.....	10	880101	-3.3	-0.1	0.0	0.1	0.1	-0.1
Ferrous wire cloth, other woven wire products.....	10	8807	-1.9	0.0	0.0	0.0	-0.6	0.0
Ferrous wire cloth, other woven wire products.....	10	880701	-1.9	0.0	0.0	0.0	-0.6	0.0
Other fabricated ferrous wire products.....	10	8809	-5.4	0.1	0.1	-0.4	-0.2	0.0
Steel fencing and fence gates.....	10	880993	-0.5	-0.5	0.8	-0.1	0.0	-0.2
Other fabricated ferrous wire products, n.e.c.....	10	880996	-6.1	0.2	0.0	-0.4	-0.2	0.0
Steel nails, staples, tacks, spikes and brads.....	10	8812	-13.5	0.0	-0.2	-0.2	0.0	-1.7
Steel nails, staples, tacks, spikes and brads.....	10	881201	-13.5	0.0	-0.2	-0.2	0.0	-1.7
Other miscellaneous metal products.....	10	89	1.7	0.4	0.2	0.1	0.3	0.1
Wire springs.....	10	8904	0.9	1.0	0.0	0.0	-0.1	0.0
Precision mechanical wire springs.....	10	890424	-0.1	-0.2	0.0	0.0	-0.4	0.0
Precision mechanical extension- and torsion-type wire springs.....	10	8904241	-1.1	-0.3	0.0	0.0	-1.0	0.0
Precision mechanical compression-type springs.....	10	8904242	0.6	-0.2	0.0	0.0	0.0	0.0
Other metal products.....	10	8905	1.5	0.3	0.3	0.0	0.3	0.1
Automotive job stampings.....	10	890507	3.1	-0.1	0.7	-0.3	0.4	-0.1
Precision turned products, automotive.....	10	890521	0.5	0.0	0.0	0.0	0.0	0.0
Precision turned products, except automotive.....	10	890522	-1.9	-0.1	0.0	0.0	-0.1	0.2
Metal powders, paste, and flake.....	10	890564	3.9	1.7	-0.2	1.4	0.6	0.4
Powder metallurgy parts, except bearings, gears, etc.....	10	890571	0.8	1.4	0.2	0.0	0.1	0.0
Other fabricated metal products.....	10	890589	0.3	1.0	-0.4	0.4	0.4	0.5
Metal stampings n.e.c.....	10	8907	4.1	1.2	-0.1	0.4	0.2	0.1
Metal job stampings, except automotive.....	10	890701	5.7	1.6	-0.2	0.7	0.1	0.1
Recreational vehicle metal job stamping.....	10	8907011	—	2.9	—	—	—	—
Motor and generator metal job stamping.....	10	8907012	-2.5	1.0	—	—	—	—
Other metal job stampings.....	10	8907013	3.4	1.6	-0.2	0.8	0.1	0.0
Other metal stampings, n.e.c., incl. stamped and pressed metal, and crowns and closures.....	10	890709	—	—	0.0	-0.2	0.3	0.0
Metal foil and leaf.....	10	8908	0.5	-0.1	0.0	0.0	0.3	0.0
Flexible packaging foil.....	10	890811	0.5	-0.1	0.0	0.0	0.3	0.0
Heavy gauge springs.....	10	8909	-0.3	0.0	0.1	-0.5	0.1	0.2
Cold formed steel springs, except wire.....	10	890913	1.4	0.1	0.2	0.5	0.1	0.3
Machinery and equipment.....	11	—	3.0	0.9	0.4	0.2	0.3	0.1
Agricultural machinery and equipment.....	11	1	1.5	0.0	0.1	0.5	0.3	-0.2
Agricultural machinery and equipment.....	11	14	1.5	0.0	0.1	0.5	0.3	-0.2
Commercial turf and grounds care equipment, including parts and attachments.....	11	1401	1.3	-0.8	0.0	0.1	0.6	0.1
Commercial turf and grounds care equipment, including parts and attachments.....	11	140111	1.3	-0.8	0.0	0.1	0.6	0.1

See footnotes at end of table.

Table 7. Producer price index percentage changes for commodity and service groupings and individual items, not seasonally adjusted — Continued
 [May 2024]

Title	Commodity code		Unadjusted 12-month percent change ¹	Unadjusted 1-month percent change ¹				
	Group code	Item code		May 2023 to May 2024 ^P	Dec. to Jan.	Jan. to Feb. ^P	Feb. to Mar. ^P	Mar. to Apr. ^P
Farm plows, harrows, rollers, pulverizers, etc., and attachments.	11	1402	1.1	0.0	0.0	0.0	0.0	0.0
Farm plows, harrows, rollers, pulverizers, etc., and attachments.	11	140211	1.1	0.0	0.0	0.0	0.0	0.0
Farm dairy equipment, sprayers and dusters, farm blowers, and attachments.	11	1404	0.1	0.0	0.0	0.0	0.0	0.0
Farm dairy equipment, sprayers and dusters, farm blowers, and attachments.	11	140411	0.1	0.0	0.0	0.0	0.0	0.0
Planting, seeding, and fertilizing machinery and attachments.	11	1405	1.7	1.5	0.7	0.7	0.0	0.0
Planting, seeding, and fertilizing machinery and attachments.	11	140511	1.7	1.5	0.7	0.7	0.0	0.0
Harvesting machinery (except hay and straw) and attachments.	11	1406	0.9	0.0	0.0	0.0	0.2	-1.7
Harvesting machinery (except hay and straw) and attachments.	11	140611	0.9	0.0	0.0	0.0	0.2	-1.7
Haying machinery and attachments.	11	1407	4.8	-1.4	0.0	0.3	1.1	0.0
Haying machinery and attachments.	11	140711	4.8	-1.4	0.0	0.3	1.1	0.0
All other farm machinery and equipment, excluding parts, including attachments.	11	1408	1.9	0.1	0.0	1.0	0.2	0.0
All other farm machinery and equipment, excluding parts, including attachments.	11	140811	1.9	0.1	0.0	1.0	0.2	0.0
Parts for farm machinery, for sale separately.	11	1409	0.5	-0.1	0.0	0.0	0.2	0.3
Parts for farm machinery, for sale separately.	11	140911	0.5	-0.1	0.0	0.0	0.2	0.3
Construction machinery and equipment.	11	2	3.8	0.5	0.2	0.0	0.2	0.0
Tractors and attachments, ex. parts.	11	2A	4.4	0.9	0.4	0.0	0.5	0.0
Construction machinery for mounting (excluding parts, winches, snow clearing attachments).	11	2A03	2.8	0.7	2.5	0.0	0.0	0.0
Construction machinery for mounting (excluding parts, winches, snow clearing attachments).	11	2A0302	2.8	0.7	2.5	0.0	0.0	0.0
Tractor shovel loaders (skid steer, wheel, crawler, and integral design backhoes).	11	2A04	0.8	0.6	0.0	0.0	0.0	0.0
Tractor shovel loaders (skid steer, wheel, crawler, and integral design backhoes).	11	2A0406	0.8	0.6	0.0	0.0	0.0	0.0
Construction wheel and crawler tractors, dozers, self-propelled log skidders, etc.	11	2A05	11.4	1.5	0.0	0.0	1.5	0.0
Construction wheel and crawler tractors, dozers, self-propelled log skidders, etc.	11	2A0501	11.4	1.5	0.0	0.0	1.5	0.0
Power cranes, draglines, & shovels (excavators) (incl. surface mining equipment) (excl. parts).	11	2B	3.6	0.3	0.0	0.0	0.0	0.0
Power cranes, draglines, & shovels (excavators) (incl. surface mining equip.) (excluding parts).	11	2B05	3.6	0.3	0.0	0.0	0.0	0.0
Power cranes, draglines, & shovels (excavators) (incl. surface mining equip.) (excluding parts).	11	2B0504	3.6	0.3	0.0	0.0	0.0	0.0
Mixers, pavers, and related equipment (excluding parts).	11	2C	1.7	1.1	0.0	0.0	0.0	-0.7
Mixers, pavers, and related equipment (excluding parts).	11	2C01	1.7	1.1	0.0	0.0	0.0	-0.7
Mixers, pavers, and related equipment (excluding parts).	11	2C0109	1.7	1.1	0.0	0.0	0.0	-0.7
Off-highway, equipment, ex. parts.	11	2D	4.4	2.2	0.0	0.0	-0.4	0.0
Graders, rollers & compactors, rough-terrain forklifts, scrapers, trenchers, etc. (excl. parts).	11	2D03	3.3	1.4	0.0	0.0	0.0	0.0
Graders, rollers & compactors, rough-terrain forklifts, scrapers, trenchers, etc. (excl. parts).	11	2D0301	3.3	1.4	0.0	0.0	0.0	0.0
Misc. construction machinery and equipment.	11	2J	1.4	0.0	0.2	0.0	0.0	0.1
Winches, aerial work platforms, and automotive wrecker hoists, including parts and attachments.	11	2J01	1.3	0.0	0.0	0.1	0.0	0.0
Winches, aerial work platforms, and automotive wrecker hoists, including parts and attachments.	11	2J0101	1.3	0.0	0.0	0.1	0.0	0.0
Other construction machinery and equipment (excluding parts).	11	2J03	1.5	0.0	0.3	-0.2	0.0	0.2
Other construction machinery and equipment (excluding parts).	11	2J0301	1.5	0.0	0.3	-0.2	0.0	0.2
Parts for construction machinery and equipment, sold separately.	11	2K	12.5	0.1	0.3	0.0	1.2	0.0
Parts for construction machinery and equipment, sold separately.	11	2K01	12.5	0.1	0.3	0.0	1.2	0.0
Parts for cranes, draglines, and shovels (including surface mining equipment) (sold separately).	11	2K0101	22.1	-0.6	0.0	0.1	2.1	0.0
Parts for off-highway wheel tractors and shovel loaders (sold separately).	11	2K0102	10.2	0.6	-1.3	0.0	0.0	0.0
Parts for other construction machinery (sold separately).	11	2K0103	5.4	0.7	0.8	0.0	0.6	0.0
Metalworking machinery and equipment.	11	3	4.3	1.3	0.3	0.3	0.3	0.5
Power-driven handtools, including parts and attachments.	11	32	2.7	-0.6	0.0	0.0	0.0	3.4
Power-driven handtools, including parts and attachments.	11	3211	2.7	-0.6	0.0	0.0	0.0	3.4
Power-driven handtools, including parts and attachments.	11	321101	2.7	-0.6	0.0	0.0	0.0	3.4
Power-driven handtools, pneumatic, hydraulic, and powder-actuated.	11	3211011	3.2	-0.8	0.0	0.0	0.0	3.9
Power-driven handtools, electric (except battery powered), including parts.	11	3211014	2.5	0.0	0.0	0.0	0.0	2.5

See footnotes at end of table.

Table 7. Producer price index percentage changes for commodity and service groupings and individual items, not seasonally adjusted — Continued
 [May 2024]

Title	Commodity code		Unadjusted 12-month percent change ¹	Unadjusted 1-month percent change ¹				
	Group code	Item code		May 2023 to May 2024 ^P	Dec. to Jan.	Jan. to Feb. ^P	Feb. to Mar. ^P	Mar. to Apr. ^P
Welding machines and equipment.....	11	33	3.3	0.2	1.4	1.7	0.0	0.0
Arc welding machines, components, and accessories, excluding electrodes and stud welding equip.....	11	3301	4.2	0.0	1.9	2.4	0.0	0.0
Arc welding machines, components, and accessories, excluding electrodes and stud welding equip.....	11	330175	4.2	0.0	1.9	2.4	0.0	0.0
Resistance welders, components, accessories, and electrodes.....	11	3302	2.1	0.0	2.1	0.0	0.0	0.0
Resistance welders, components, accessories, and electrodes.....	11	330276	2.1	0.0	2.1	0.0	0.0	0.0
Gas welding and cutting equipment, parts, attachments, and accessories.....	11	3304	3.4	2.8	0.0	0.1	0.0	-0.5
Gas welding and cutting equipment, parts, attachments, and accessories.....	11	330461	3.4	2.8	0.0	0.1	0.0	-0.5
Other welding equipment, components, and accessories (excluding arc, resistance, and gas).....	11	3306	0.2	0.0	0.0	0.2	0.0	0.0
Other welding equipment, components, and accessories (excluding arc, resistance, and gas).....	11	330629	0.2	0.0	0.0	0.2	0.0	0.0
Industrial process furnaces and ovens.....	11	34	3.9	0.2	0.5	0.1	0.3	1.4
Industrial process furnaces and ovens, except parts and attachments.....	11	3407	4.1	0.2	0.5	0.1	0.9	0.7
Industrial process furnaces and ovens, except parts and attachments.....	11	340711	4.1	0.2	0.5	0.1	0.9	0.7
Parts and attachments for industrial process furnaces and ovens.....	11	3409	3.2	0.2	0.3	0.1	-1.4	3.6
Parts and attachments for industrial process furnaces and ovens.....	11	340901	3.2	0.2	0.3	0.1	-1.4	3.6
Cutting tools and accessories.....	11	35	6.6	0.3	0.2	0.1	2.4	0.0
Small cutting tools.....	11	3501	6.2	0.2	0.1	0.1	3.3	0.0
End mills and milling cutters.....	11	350144	2.7	0.3	0.6	0.9	-0.4	0.0
Threading tools, including blanks, tips and inserts.....	11	350145	2.4	1.0	0.0	0.0	0.0	0.0
Carbon and high-speed steel, shank, solid, tipped carbide twist drills.....	11	350146	4.3	0.0	0.0	0.0	0.0	0.0
Taps, carbide indexable, and throwaway inserts for machine tools.....	11	350147	2.8	0.0	0.0	0.0	0.0	0.0
Other cutting tools for machine tools, excluding tips and blanks.....	11	350149	7.6	0.2	0.0	0.0	5.0	0.0
Other machine tool attachments and accessories.....	11	3505	5.5	0.9	0.0	0.0	0.0	0.0
Other machine tool attachments and accessories.....	11	350501	5.5	0.9	0.0	0.0	0.0	0.0
Abrasive products.....	11	36	2.7	2.5	-0.1	0.7	-0.7	0.0
Nonmetallic sized grains, powders, and flour abrasives (incl. graded only).....	11	3601	4.6	1.2	0.0	0.0	0.0	0.0
Nonmetallic sized grains, powders, and flour abrasives (incl. graded only).....	11	360105	4.6	1.2	0.0	0.0	0.0	0.0
Nonmetallic abrasive products (including diamond abrasives).....	11	3603	7.7	5.5	0.2	0.4	0.1	-0.1
Nonmetallic abrasive products (including diamond abrasives).....	11	360311	7.7	5.5	0.2	0.4	0.1	-0.1
Nonmetallic coated abrasive products and buffing wheels, polishing wheels, and laps.....	11	3605	3.1	1.0	0.2	1.7	0.0	0.0
Nonmetallic coated abrasive products and buffing wheels, polishing wheels, and laps.....	11	360505	3.1	1.0	0.2	1.7	0.0	0.0
Metal cutting machine tools.....	11	37	1.1	0.2	0.1	0.0	0.0	0.3
Other metal-cutting machine tools.....	11	3720	1.2	0.4	0.0	0.0	0.0	0.1
Other metal-cutting machine tools.....	11	372041	1.2	0.4	0.0	0.0	0.0	0.1
Metal machining centers.....	11	3721	0.0	0.0	0.0	0.0	0.0	0.0
Metal machining centers.....	11	372121	0.0	0.0	0.0	0.0	0.0	0.0
Rebuilt metal-cutting machine tools and parts for metal-cutting machine tools.....	11	3753	4.1	0.0	0.7	0.0	0.0	2.5
Rebuilt metal-cutting machine tools and parts for metal-cutting machine tools.....	11	375311	4.1	0.0	0.7	0.0	0.0	2.5
Metal forming machine tools.....	11	38	8.6	0.0	0.6	0.0	0.0	0.0
Metal-forming machine tools (except rebuilt and parts).....	11	3826	12.9	0.0	0.8	0.0	0.0	0.0
Metal punching and shearing (power & manual), and bending and forming machines (power only).....	11	382611	0.1	0.0	0.0	0.0	0.3	0.0
Rebuilt metal-forming machine tools and parts for metal-forming machine tools.....	11	3852	0.2	0.0	0.0	0.0	0.0	0.0
Rebuilt metal-forming machine tools and parts for metal-forming machine tools.....	11	385205	0.2	0.0	0.0	0.0	0.0	0.0
Tools, dies, jigs, fixtures & ind. molds.....	11	39	6.1	3.0	0.3	0.0	0.2	0.5
Special tools, dies, jigs, and fixtures.....	11	3901	6.0	2.8	0.0	0.0	0.4	0.8
Special tools, dies, jigs, and fixtures.....	11	390135	6.0	2.8	0.0	0.0	0.4	0.8
Jigs and fixtures, including parts.....	11	3901351	3.3	1.5	0.0	0.0	0.2	0.0
Metalworking dies and die sets.....	11	3901353	2.5	0.0	0.0	0.0	0.0	0.0
Standard punches, industrial prototypes, die parts & other special tooling for dies.....	11	3901357	10.2	5.5	0.0	0.0	0.8	1.9
Industrial molds and mold boxes.....	11	3903	6.4	3.3	0.7	0.0	0.0	0.0
Industrial injection-type molds made of metal for plastics.....	11	390312	1.4	0.0	0.0	0.0	0.0	0.0
Other industrial molds and mold boxes.....	11	390331	8.8	4.9	1.0	0.0	0.0	0.0

See footnotes at end of table.

Table 7. Producer price index percentage changes for commodity and service groupings and individual items, not seasonally adjusted — Continued
 [May 2024]

Title	Commodity code		Unadjusted 12-month percent change ¹	Unadjusted 1-month percent change ¹				
	Group code	Item code		May 2023 to May 2024 ^P	Dec. to Jan.	Jan. to Feb. ^P	Feb. to Mar. ^P	Mar. to Apr. ^P
Metalworking machinery n. e. c.....	11	3A	2.2	0.6	0.3	0.5	0.1	0.0
Rolling mill and other metalworking machinery, including assembly machines.....	11	3A03	—	0.6	0.3	0.5	0.1	0.0
Rolling mill and other metalworking machinery, including assembly machines.....	11	3A0310	—	0.6	0.3	0.5	0.1	0.0
General purpose machinery and equipment.....	11	4	3.7	0.6	0.6	0.2	0.7	0.3
Pumps, compressors, and equipment.....	11	41	5.4	1.1	0.4	0.7	0.0	0.4
Industrial pumps, except hydraulic fluid power pumps.....	11	4102	7.1	2.3	0.0	1.3	0.0	0.0
Industrial pumps, except hydraulic fluid power pumps.....	11	410212	7.1	2.3	0.0	1.3	0.0	0.0
Parts and attachments for air and gas compressors and vacuum pumps...	11	4107	4.1	0.2	1.1	0.4	0.0	0.0
Parts and attachments for air and gas compressors, ex. refrigeration, ice making, & a/c.....	11	410701	4.1	0.2	1.1	0.4	0.0	0.0
Domestic water systems.....	11	4113	2.3	1.5	0.7	0.0	0.0	0.0
Domestic water systems.....	11	411311	2.3	1.5	0.7	0.0	0.0	0.0
Air and gas compressors and vacuum pumps.....	11	4115	5.3	0.2	0.9	0.9	0.2	0.5
Air and gas compressors and vacuum pumps.....	11	411501	5.3	0.2	0.9	0.9	0.2	0.5
Other pumps, including parts and attachments.....	11	4119	3.7	0.5	0.3	0.0	0.0	0.0
Parts and attachments for pumps.....	11	411911	4.0	0.7	0.1	0.0	0.0	0.0
All other pumps, including domestic sump, oil well, and oil field pumps.....	11	411915	3.6	0.4	0.3	0.0	0.0	0.0
Oil-well and oil-field pumps.....	11	4119153	5.2	0.5	0.2	0.0	0.0	0.0
Other pumps, except automotive circulating pumps, and measuring & dispensing pumps.....	11	4119155	4.1	0.4	0.4	0.0	0.0	0.0
Elevators, escalators, and other lifts.....	11	42	2.2	0.0	1.5	0.1	0.0	-0.1
Elevators and moving stairways.....	11	4201	2.9	0.0	1.8	0.1	0.0	0.0
Elevators and moving stairways.....	11	420112	2.9	0.0	1.8	0.1	0.0	0.0
Parts and attachments for elevators and moving stairs (sold separately)...	11	4202	-1.9	-0.1	0.1	-0.1	0.0	-0.4
Parts and attachments for elevators and moving stairs (sold separately).....	11	420221	-1.9	-0.1	0.1	-0.1	0.0	-0.4
Fluid power equipment.....	11	43	4.4	1.0	0.3	-0.1	1.6	0.5
Fluid power pumps and parts.....	11	4301	3.6	0.8	0.1	-0.3	1.6	0.1
Fluid power pumps and motors, including parts.....	11	430114	3.6	0.8	0.1	-0.3	1.6	0.1
Fluid power valves.....	11	4302	4.2	1.0	1.3	0.0	0.6	0.0
Fluid power valves.....	11	430201	4.2	1.0	1.3	0.0	0.6	0.0
Nonaerospace type hydraulic directional control valves.....	11	4302013	5.7	0.0	3.1	0.0	0.5	0.0
Nonaerospace type pneumatic directional control valves.....	11	4302015	4.2	0.5	0.3	0.0	1.2	-0.4
Aerospace type fluid power valves.....	11	430201A	2.9	0.0	1.3	0.0	0.0	0.0
Fluid power cylinders, actuators, accumulators, cushions, & parts.....	11	4303	4.6	1.7	0.0	-0.1	0.0	1.2
Non-aerospace hydraulic & all aerospace-type fluid power cylinders....	11	430312	4.2	2.1	0.0	0.0	0.0	0.2
Parts for hydraulic & pneumatic cylinders and actuators.....	11	430315	6.8	1.0	0.0	-0.6	0.0	4.5
Fluid power hose and tube fittings.....	11	4304	5.1	0.2	0.0	0.0	4.2	0.3
Fluid power hose and tube fittings.....	11	430406	5.1	0.2	0.0	0.0	4.2	0.3
Nonaerospace type flared (metal) fittings, couplings, and assemblies.....	11	4304062	2.2	0.3	0.0	0.0	0.0	0.8
Parts for fluid power valves.....	11	4305	2.8	1.8	0.0	0.0	0.0	0.0
Parts for fluid power valves.....	11	430501	2.8	1.8	0.0	0.0	0.0	0.0
Industrial material handling equipment.....	11	44	4.4	1.5	0.1	0.1	1.7	0.1
Conveying equipment, except parts and accessories.....	11	4402	9.1	3.2	0.2	0.0	4.2	0.2
Unit handling conveyors and conveying systems.....	11	440212	9.2	1.2	0.0	0.0	7.2	-0.1
Unit handling gravity and trolley conveyors and conveying systems...	11	4402122	13.2	1.9	0.0	0.0	11.3	0.0
All other unit handling conveyors, including tow, belt, roller, pneumatic, portable, etc.....	11	4402124	3.0	0.1	0.0	0.0	1.1	-0.2
Bulk material handling conveyors and conveying systems.....	11	440216	9.0	5.9	0.5	0.0	0.2	0.7
Industrial trucks, trailers, and stackers.....	11	4403	1.3	0.4	0.0	0.0	0.0	0.0
Industrial trucks, tractors, mobile straddle carriers & cranes, & automatic stacking machines.....	11	44035	1.1	0.4	0.0	0.0	0.0	0.0
Work trucks with lifting & handling equipment, riding, electric, self-propelled.....	11	440353	3.8	3.8	0.0	0.0	0.0	0.0
Work trucks with lifting & handling equipment, non-riding electric or any non-electric.....	11	440356	0.4	0.3	0.0	0.0	0.0	0.0
Work trucks not fitted with lifting & handling equipment, electric or non-electric.....	11	440357	0.7	-0.7	0.0	0.1	0.0	0.0
Bulk powered material moving equipment, dock boards, and metal pallets and skids.....	11	440358	-0.5	0.0	0.0	0.0	0.1	0.0
Parts and attachments for industrial trucks and tractors.....	11	440378	1.9	0.1	0.0	0.0	0.0	0.0
Hoists, overhead cranes, and monorail systems.....	11	4404	3.0	0.4	0.3	1.2	0.6	-0.3
Hoists and parts and attachments for hoists (sold separately).....	11	440481	3.7	0.0	0.8	0.9	1.2	0.0

See footnotes at end of table.

Table 7. Producer price index percentage changes for commodity and service groupings and individual items, not seasonally adjusted — Continued
 [May 2024]

Title	Commodity code		Unadjusted 12-month percent change ¹	Unadjusted 1-month percent change ¹				
	Group code	Item code		May 2023 to May 2024 ^P	Dec. to Jan.	Jan. to Feb. ^P	Feb. to Mar. ^P	Mar. to Apr. ^P
Overhead traveling cranes and monorail systems, including parts and attachments sold separately.....	11	440485	2.2	0.9	-0.3	1.5	0.0	-0.7
Parts and accessories for conveyors and conveying systems.....	11	4406	2.2	2.1	-0.1	0.0	0.6	0.2
Parts and accessories for unit handling conveyors and conveying systems.....	11	440601	2.6	0.3	0.0	0.0	1.8	0.5
Parts and accessories for bulk material handling conveyors and conveying systems.....	11	440602	2.1	3.0	-0.2	0.0	0.0	0.0
Mechanical power transmission equipment.....	11	45	3.6	0.4	0.6	0.6	0.0	0.2
Speed changers, drives, gears.....	11	4501	1.3	0.0	0.0	0.7	0.0	0.4
Loose gear, pinions and racks.....	11	450108	0.5	0.0	0.0	0.5	0.0	0.0
Speed changers and industrial high speed drives & parts other than loose gearing.....	11	450117	2.0	0.0	0.1	0.8	0.0	0.8
Other power transmission equipment.....	11	4502	5.0	0.7	0.9	0.5	0.0	0.0
Mechanical power transmission equipment, excl. speed changers, drives, & gears.....	11	450212	5.5	0.8	1.0	0.6	0.0	0.0
Scales and balances.....	11	46	2.3	0.8	0.0	0.0	0.0	0.0
Vehicle and industrial scales.....	11	4611	2.2	0.6	0.0	0.0	0.0	0.0
Vehicle and industrial scales.....	11	461101	2.2	0.6	0.0	0.0	0.0	0.0
Motor truck and railroad track scales.....	11	4611011	0.2	0.7	0.0	0.0	0.0	0.0
Industrial scales (including automatic checkweigher and bulkweigher scales).....	11	4611012	2.0	0.4	0.0	0.0	0.0	0.0
Miscellaneous non-vehicle scales (crane, susp., tank, hopper, measuring dev, lab, bulk conveyer).....	11	4611013	8.0	0.7	0.0	0.0	0.0	0.0
Retail, commercial, household, and mailing scales and balances.....	11	4612	2.5	2.1	0.0	0.0	0.0	0.0
Retail, commercial, household, and mailing scales and balances.....	11	461201	2.5	2.1	0.0	0.0	0.0	0.0
Parts, attachments, and accessories for scales and balances.....	11	4613	2.4	0.2	0.1	0.0	0.0	0.0
Parts, attachments, and accessories for scales and balances.....	11	461301	2.4	0.2	0.1	0.0	0.0	0.0
Air purification equipment and industrial and commercial fans and blowers...	11	47	1.3	0.6	0.0	0.1	0.6	0.0
Fan, blower, air purification equipment.....	11	4701	1.3	0.6	0.0	0.1	0.6	0.0
Dust collection and other air purification equipment for cleaning incoming air.....	11	470143	0.1	0.6	0.0	0.0	0.0	0.0
Air filters for air-conditioners and furnaces, etc., of 2400 CFM or less, except parts.....	11	4701431	1.7	1.6	0.0	0.0	0.0	0.0
Other dust collection and air purification equipment, except parts.....	11	4701432	0.3	0.6	0.0	0.1	0.0	0.0
Parts for dust collection and air purification equipment.....	11	4701433	-3.5	-1.8	0.0	0.0	0.0	0.0
Industrial and commercial fans and blowers.....	11	470145	2.9	0.9	0.0	0.2	1.3	0.0
Centrifugal blower filter units, and classes I-IV centrifugal fans, except parts.....	11	4701452	1.5	1.1	0.0	0.4	0.0	0.0
Other centrifugal fans and blowers, except parts.....	11	4701453	-	1.5	0.0	0.2	-	-
Axial fans and industrial propeller fans, except parts.....	11	4701457	0.2	0.0	0.0	0.0	0.1	0.0
Power roof ventilators, except parts.....	11	4701458	8.1	0.0	0.0	0.0	8.1	0.0
Parts and accessories for fans and blowers.....	11	4701459	6.5	0.0	0.0	0.1	0.0	0.0
Air conditioning and refrigeration equip.....	11	48	2.4	0.0	1.3	-0.4	1.0	0.3
Unitary air-conditioners, except air source heat pumps.....	11	4802	4.2	0.1	2.2	-2.2	3.1	0.3
Unitary air-conditioners, except air source heat pumps.....	11	480222	4.2	0.1	2.2	-2.2	3.1	0.3
Commercial refrigeration equipment.....	11	4803	0.9	-0.9	1.3	0.0	0.0	0.4
Commercial refrigeration equipment.....	11	480331	0.9	-0.9	1.3	0.0	0.0	0.4
All other miscellaneous refrigeration and air-conditioning equipment.....	11	4806	4.0	1.0	0.0	2.6	0.0	0.0
All other miscellaneous refrigeration and air-conditioning equipment.....	11	480631	4.0	1.0	0.0	2.6	0.0	0.0
Heat transfer equipment, including heat pumps.....	11	4807	2.3	0.0	1.0	0.1	0.6	0.8
Heat transfer equipment, except dehumidifiers.....	11	480732	1.2	-0.2	1.1	-0.3	0.6	-0.1
Heat pumps.....	11	480734	8.4	1.0	0.6	2.0	0.4	4.9
Parts and accessories for air conditioning and heat transfer equipment.....	11	4809	1.3	0.9	0.7	0.0	0.0	0.0
Parts and accessories for air conditioning and heat transfer equipment.....	11	480901	1.3	0.9	0.7	0.0	0.0	0.0
Refrigeration condensing units.....	11	4815	0.7	0.2	0.0	0.0	0.0	0.0
Refrigeration condensing units.....	11	481511	0.7	0.2	0.0	0.0	0.0	0.0
Miscellaneous general purpose equipment.....	11	49	3.2	0.0	0.7	0.7	0.1	0.2
Metal valves, except fluid power.....	11	4902	2.4	-1.1	0.3	0.6	0.2	0.0
Gates, globes, angles, and checks.....	11	490201	3.1	1.6	0.2	0.1	0.4	0.1
Gates, globes, angles, straightway (Y-type) checks, stop & check, 3- & 4-way, etc.....	11	4902011	3.5	1.9	0.5	0.1	0.6	0.3
Industrial valves for water works and municipal equipment.....	11	4902012	2.9	1.3	0.0	0.0	0.2	0.0
Industrial ball valves, incl. manual and power operated.....	11	490202	-	-6.2	0.6	2.3	0.0	0.0
Industrial butterfly valves, incl. manual and power operated.....	11	490203	8.4	1.1	3.1	2.2	0.5	0.0
Industrial plug valves.....	11	490204	5.4	0.0	0.0	0.0	0.0	0.0
Other industrial valves, including nuclear.....	11	490209	-0.1	-3.6	0.3	0.3	0.2	0.0

See footnotes at end of table.

Table 7. Producer price index percentage changes for commodity and service groupings and individual items, not seasonally adjusted — Continued
 [May 2024]

Title	Commodity code		Unadjusted 12-month percent change ¹	Unadjusted 1-month percent change ¹				
	Group code	Item code		May 2023 to May 2024 ^P	Dec. to Jan.	Jan. to Feb. ^P	Feb. to Mar. ^P	Mar. to Apr. ^P
Automatic regulating and control valves.....	11	490211	6.0	0.1	0.0	0.9	0.0	0.0
Metal pipe fittings, flanges, and unions.....	11	4903	2.7	0.2	0.0	2.5	0.0	1.9
Metal pipe fittings, flanges, and unions.....	11	490301	2.7	0.2	0.0	2.5	0.0	1.9
Ball and roller bearings.....	11	4905	3.1	0.3	2.5	0.5	0.0	-0.2
Ball bearings, complete, unmounted.....	11	490531	2.1	0.1	0.4	1.2	0.0	0.0
Mounted bearings, except plain.....	11	490534	1.6	0.8	0.1	0.1	0.0	-1.0
Parts and components for ball and roller bearings, incl. balls and rollers.....	11	490535	-3.9	-0.3	-1.1	1.0	0.0	-1.5
Tapered roller bearings (including cups & cones), unmounted.....	11	490537	—	0.0	2.0	1.9	0.0	—
Other roller bearings, unmounted.....	11	490538	6.3	1.3	7.3	-2.3	0.0	0.0
Industrial patterns.....	11	4907	3.7	-0.7	0.0	0.7	0.0	0.0
Industrial patterns.....	11	490701	3.7	-0.7	0.0	0.7	0.0	0.0
Filters and strainers.....	11	4908	6.6	0.7	0.0	0.2	-0.2	-0.1
Filters and strainers, except fluid power.....	11	490805	1.2	1.3	0.6	0.4	-0.3	-0.2
Industrial filters and strainers and reusable media, except fluid power.....	11	4908051	0.3	1.5	0.7	0.0	-0.4	-0.2
Nonreusable media for filters and strainers, except fluid power.....	11	4908052	7.4	0.0	0.0	1.2	0.0	0.0
Parts and accessories for filters and strainers, except fluid power.....	11	4908053	1.4	1.0	0.0	2.8	0.0	0.0
Other miscellaneous general purpose equipment.....	11	4911	3.0	0.6	0.9	0.4	0.4	-0.1
Other miscellaneous general purpose equipment.....	11	491102	3.0	0.6	0.9	0.4	0.4	-0.1
Electronic computers and computer equipment.....	11	5	-0.4	0.0	-0.1	-0.1	0.6	-1.2
Electronic computers.....	11	51	0.0	0.1	-0.3	-0.4	1.6	-2.2
Electronic computers.....	11	5101	0.0	0.1	-0.3	-0.4	1.6	-2.2
Personal computers and workstations (excluding portable computers).....	11	510114	0.3	-0.7	-0.2	-0.1	0.7	0.0
Portable computers, laptops, tablets and other single user computers.....	11	510115	-1.9	-0.1	-0.1	-1.1	0.0	-0.4
Host computers, multiusers (mainframes, UNIX and PC servers).....	11	510116	0.0	0.2	-0.3	-0.4	1.9	-2.8
Computer storage devices.....	11	52	-2.4	0.1	0.0	0.1	0.1	-1.2
Computer storage devices (except parts, attachments and accessories).....	11	5201	-2.5	0.1	0.0	0.1	0.1	-1.2
Computer storage devices (except parts, attachments and accessories).....	11	520101	-2.5	0.1	0.0	0.1	0.1	-1.2
Computer peripheral equipment and parts.....	11	54	0.7	0.0	0.0	0.0	0.0	0.1
Parts, attachments, and accessories for computer terminals and peripherals.....	11	5405	1.2	0.0	0.0	0.0	0.0	0.0
Parts, attachments, and accessories for computer terminals and peripherals.....	11	540501	1.2	0.0	0.0	0.0	0.0	0.0
Computer terminals (including POS and funds-transfer devices) and other computer peripherals.....	11	5406	0.1	0.0	0.0	0.0	0.0	0.1
Computer terminals (including POS and funds-transfer devices) and other computer peripherals.....	11	540602	0.1	0.0	0.0	0.0	0.0	0.1
Special industry machinery and equipment.....	11	6	2.4	0.9	0.3	0.1	0.3	0.6
Food products machinery.....	11	61	4.4	1.9	0.1	0.0	0.0	0.0
Dairy and milk products plant machinery and equipment.....	11	6101	3.9	0.0	0.0	0.0	0.0	0.0
Dairy and milk products plant machinery and equipment.....	11	610111	3.9	0.0	0.0	0.0	0.0	0.0
Commercial food products machinery (except packaging and cooking equipment).....	11	6104	6.5	3.9	0.1	0.0	0.0	0.0
Commercial food products machinery (except packaging and cooking equipment).....	11	610409	6.5	3.9	0.1	0.0	0.0	0.0
Industrial food products machinery for processing foods, beverages, & animal & fowl feed.....	11	6105	2.0	0.1	0.1	0.0	0.0	0.0
Industrial food products machinery for processing foods, beverages, & animal & fowl feed.....	11	610501	2.0	0.1	0.1	0.0	0.0	0.0
Other industrial food and feed machinery.....	11	6105012	4.4	0.3	0.1	0.0	0.0	0.0
Machinery for sorting, grading, and cleaning fruits, vegetables, eggs, and for processing meat.....	11	6105013	0.1	0.0	0.0	0.0	0.0	0.0
Parts and attachments for industrial food and feed products machinery.....	11	6105014	3.9	0.0	1.1	0.0	0.0	0.0
Textile machinery and equipment.....	11	62	0.0	0.0	0.0	0.0	0.0	0.0
Textile machinery (except parts, attachments, and accessories).....	11	6212	0.0	0.0	0.0	0.0	0.0	0.0
Textile machinery (except parts, attachments, and accessories).....	11	621201	0.0	0.0	0.0	0.0	0.0	0.0
Textile machinery parts and attachments.....	11	6277	0.0	0.0	0.0	0.0	0.0	0.0
Textile machinery parts and attachments.....	11	627701	0.0	0.0	0.0	0.0	0.0	0.0
Sawmill and woodworking machinery.....	11	63	2.7	1.7	0.4	0.3	0.0	0.0
Sawmill and woodworking machinery.....	11	6306	2.7	1.7	0.4	0.3	0.0	0.0
Sawmill and woodworking machinery, excluding parts and attachments (sold separately).....	11	630602	2.9	1.9	0.5	0.2	0.0	0.0
Parts, attachments, & accessories for sawmill & woodworking machinery.....	11	630603	1.1	0.2	0.0	0.8	-0.2	0.0

See footnotes at end of table.

Table 7. Producer price index percentage changes for commodity and service groupings and individual items, not seasonally adjusted — Continued
[May 2024]

Title	Commodity code		Unadjusted 12-month percent change ¹	Unadjusted 1-month percent change ¹				
	Group code	Item code		May 2023 to May 2024 ^P	Dec. to Jan.	Jan. to Feb. ^P	Feb. to Mar. ^P	Mar. to Apr. ^P
Paper industries machinery.....	11	64	3.4	0.7	0.3	0.6	0.1	0.0
Paper industries machinery.....	11	6401	3.4	0.7	0.3	0.6	0.1	0.0
Paper industries machinery, excluding parts & attachments (sold separately).....	11	640114	4.3	0.6	0.2	0.9	0.0	0.0
Parts and attachments for paper industries machinery.....	11	640115	1.4	1.0	0.4	0.0	0.3	0.0
Printing trades machinery and equipment.....	11	65	1.5	-0.1	-0.6	0.5	-0.2	-0.3
Other printing machinery and equipment.....	11	6509	1.9	-0.1	-0.8	0.7	-0.3	-0.3
Other printing machinery and equipment, incl. pre-press preparation equipment & plates.....	11	650912	3.6	-0.2	-1.5	1.2	-0.6	-0.7
Parts, attachments, & accessories for printing trades machinery.....	11	650913	0.4	0.0	0.0	0.3	0.0	0.0
Other special industry machinery.....	11	66	2.6	1.1	0.5	0.0	0.6	1.5
Plastics and rubber working machinery.....	11	6603	0.8	0.8	0.0	0.0	0.0	0.0
Plastics working machinery and equipment, excluding patterns and molds, including parts.....	11	66039	0.9	0.9	0.0	0.0	0.0	0.0
Plasticworking machinery (excluding parts).....	11	660391	0.6	0.4	0.0	0.0	0.0	0.0
Parts for plasticworking machinery.....	11	660395	2.4	3.1	0.0	0.0	0.0	0.0
Miscellaneous special industry machinery.....	11	6606	2.9	1.2	0.5	0.1	0.7	1.7
Semiconductor manufacturing machinery and parts.....	11	660638	4.6	0.2	0.0	0.2	0.1	5.1
Packing, packaging, and bottling machinery and parts.....	11	67	4.9	0.7	1.4	0.7	0.6	0.0
Packing, packaging, and bottling machinery and parts.....	11	6705	4.9	0.7	1.4	0.7	0.6	0.0
Packing, packaging, and bottling machinery, excluding parts.....	11	670501	4.6	0.6	1.4	0.6	0.6	0.0
Parts for packing, packaging, and bottling machinery.....	11	670502	6.1	1.2	1.5	0.8	0.6	0.0
Service industry machinery and parts.....	11	68	1.0	0.7	0.0	-0.1	0.1	0.0
Service industry machinery and parts.....	11	6801	1.0	0.7	0.0	-0.1	0.1	0.0
Commercial cooking and food warming equipment (incl. parts).....	11	68013	-0.4	0.0	0.0	-0.6	0.0	0.0
Commercial cooking equipment incl. ranges, deep-fat fryers, etc. except electric.....	11	680131	-0.7	0.0	0.0	-1.2	0.0	0.0
Commercial electric cooking equipment, incl. ranges, deep-fat fryers, etc.....	11	680132	-0.2	-0.1	0.0	-0.2	0.0	0.1
Parts and accessories for commercial cooking and food warming equipment.....	11	680133	0.0	0.0	0.0	0.0	0.0	0.0
Other service industry machinery, incl. electronic teaching mach. & auto. maintenance equipment.....	11	68014	1.4	0.9	0.0	0.0	0.2	0.0
Coin-operated machines and mechanisms (incl. parts).....	11	680141	0.0	0.0	0.0	0.0	0.0	0.0
Commercial laundry and drycleaning machinery products (incl. parts).....	11	680143	1.0	0.9	0.0	0.0	0.0	0.0
Commercial and industrial floor & carpet cleaning machines, ex. vacuum cleaners (incl. parts).....	11	680145	5.6	4.5	0.0	0.0	0.0	0.0
Electronic teaching machines, teaching aids, etc., (incl. kits and parts).....	11	680147	-	0.0	0.0	0.0	0.0	-
All other parts and attachments for service industry equipment.....	11	680148	5.5	1.7	0.3	0.0	2.6	0.0
Other service industry equipment.....	11	680149	1.9	1.2	0.0	0.0	0.2	0.0
Electrical machinery and equipment.....	11	7	2.6	1.1	0.3	0.2	0.1	-0.2
Wiring devices.....	11	71	-0.4	-0.6	0.6	-0.1	-0.2	0.3
Current-carrying wiring devices.....	11	7101	3.2	0.0	0.2	0.0	0.0	0.4
Current-carrying switches for electrical circuitry (including vehicular switches).....	11	710143	-0.2	0.1	-0.4	0.0	0.4	-1.3
Current-carrying wire connectors for electrical circuitry.....	11	710144	4.9	-0.6	0.0	1.5	-0.6	3.2
Current-carrying wiring devices n.e.c.....	11	710147	4.1	0.1	0.5	-0.5	0.1	0.2
Noncurrent-carrying wiring devices.....	11	7102	-4.2	-1.3	1.1	-0.1	-0.5	0.2
Noncurrent-carrying electrical conduit and conduit fittings, incl. plastic conduit & fittings.....	11	710216	-12.0	-2.9	-0.1	-0.4	-1.4	0.5
Other noncurrent-carrying wiring devices and supplies (boxes, covers, bar hangers, etc.).....	11	710217	7.5	0.0	5.9	-0.1	0.5	0.0
Porcelain, steatite, and other ceramic electrical products.....	11	710252	1.3	-0.4	0.6	0.5	0.1	0.0
Integrating and measuring instruments.....	11	72	2.4	0.1	0.1	0.0	0.6	0.1
Test equipment for electrical, radio, & communication circuits & motors.....	11	7205	2.4	0.1	0.1	0.0	0.6	0.1
Test equipment for electrical, radio, & communication circuits & motors.....	11	720501	2.4	0.1	0.1	0.0	0.6	0.1
Motors, generators, motor generator sets.....	11	73	4.1	0.5	0.0	1.2	0.0	0.0
Fractional horsepower motors and generators.....	11	7303	1.4	0.0	0.0	0.9	0.0	0.0
Fractional horsepower motors and generators.....	11	730312	1.4	0.0	0.0	0.9	0.0	0.0
Integral horsepower motors and generators (excluding land transportation types).....	11	7304	2.5	0.0	0.0	2.5	0.0	0.0
Integral horsepower motors and generators (excluding land transportation types).....	11	730405	2.5	0.0	0.0	2.5	0.0	0.0
Parts and supplies for motors and generators.....	11	7309	7.6	-0.5	0.0	4.4	0.0	0.0
Parts and supplies for motors and generators.....	11	730901	7.6	-0.5	0.0	4.4	0.0	0.0
Other motors and generators.....	11	7311	4.3	1.2	0.0	-0.5	0.0	0.0

See footnotes at end of table.

Table 7. Producer price index percentage changes for commodity and service groupings and individual items, not seasonally adjusted — Continued
 [May 2024]

Title	Commodity code		Unadjusted 12-month percent change ¹	Unadjusted 1-month percent change ¹				
	Group code	Item code		May 2023 to May 2024 ^P	Dec. to Jan.	Jan. to Feb. ^P	Feb. to Mar. ^P	Mar. to Apr. ^P
Other motors and generators.....	11	731101	4.3	1.2	0.0	-0.5	0.0	0.0
Prime mover generator sets, except steam & hydraulic turbine.....	11	7311012	8.0	1.8	0.0	0.0	0.0	0.0
Transformers and power regulators.....	11	74	2.5	0.7	0.0	0.4	-1.0	0.0
Power and distribution transformers, except parts.....	11	7409	1.8	0.8	0.0	0.0	-1.2	0.0
Other transformers and parts for transformers.....	11	7411	6.1	0.0	0.0	2.6	0.0	0.0
Switchgear, switchboard, industrial controls equipment.....	11	75	7.1	1.2	0.5	0.7	0.1	0.6
Industrial controls and related parts and accessories.....	11	7507	4.9	2.3	0.2	0.2	0.1	0.0
Industrial controls and related parts and accessories.....	11	750799	4.9	2.3	0.2	0.2	0.1	0.0
General-purpose industrial controls.....	11	7507991	7.1	3.8	0.0	0.3	0.2	0.0
Parts for industrial controls and motor-control accessories.....	11	7507992	2.6	0.3	1.5	0.0	0.0	0.0
Specific-purpose industrial controls.....	11	7507993	1.1	0.0	0.0	0.0	0.1	0.0
Switchgear and switchboard apparatus.....	11	7522	8.6	0.5	0.7	1.0	0.1	1.0
Switchgear and switchboard apparatus.....	11	752201	8.6	0.5	0.7	1.0	0.1	1.0
Low voltage panelboards and distribution boards, 1000 volts or less..	11	7522013	6.7	0.0	2.0	0.0	0.0	1.1
Switchgear, except relays and ducts.....	11	752201A	10.7	0.9	0.5	1.4	0.2	1.4
Communications and related equipment and miscellaneous electronic systems & equipment.....	11	76	4.2	3.0	0.4	0.2	0.0	0.0
Telephone and wireline data networking equipment.....	11	7601	3.5	-0.1	0.5	0.0	0.0	0.2
Other communications and related equipment, including broadcast and wireless.....	11	7603	1.9	0.7	0.8	0.0	0.0	0.1
Broadcast, studio, and related electronic equipment.....	11	760301	1.2	0.9	0.7	-0.3	0.2	0.0
Radio station and wireless communication equipment.....	11	760302	1.7	0.8	0.9	0.0	0.0	0.0
Radio station equipment.....	11	7603022	2.6	0.5	2.2	0.0	-0.6	0.4
Other broadcast and wireless communications systems and equipment.....	11	7603023	1.5	0.6	0.9	0.0	0.0	0.0
Intercommunications, alarm and traffic control systems.....	11	760303	3.1	0.5	0.2	0.2	0.0	0.4
Alarm systems, including electric sirens and horns.....	11	7603031	3.5	0.9	0.0	0.1	0.0	0.0
Intercommunications systems, including inductive paging systems....	11	7603033	0.5	0.2	-0.9	0.0	0.0	0.0
Electronic systems and equipment, n.e.c.....	11	7605	1.9	0.0	0.0	0.0	0.0	0.0
Electronic systems and equipment, n.e.c.....	11	760512	1.9	0.0	0.0	0.0	0.0	0.0
Search, detection, navigation & guidance systems and equipment.....	11	7606	6.1	5.3	0.2	0.3	0.0	0.0
Search, detection, navigation & guidance systems and equipment.....	11	760613	6.1	5.3	0.2	0.3	0.0	0.0
Search, detection, navigation & guidance systems and equipment primary to 3345113.....	11	760613P	-	5.3	0.2	0.3	0.0	0.0
Electric lamp bulbs, tubes, and components.....	11	77	6.1	0.0	0.0	0.0	0.0	0.0
Electric lamp bulbs, tubes, and components.....	11	7704	6.1	0.0	0.0	0.0	0.0	0.0
Electric lamp bulbs, tubes, and components.....	11	770401	6.1	0.0	0.0	0.0	0.0	0.0
Electronic components and accessories.....	11	78	1.3	0.5	0.0	0.1	0.3	-0.8
Relays for electronic circuitry, industrial control overload, and switchgear type.....	11	7821	2.5	1.8	0.0	0.0	0.0	0.0
Relays for electronic circuitry, industrial control overload, and switchgear type.....	11	782119	2.5	1.8	0.0	0.0	0.0	0.0
Switches, mechanical, for electronic circuitry.....	11	7822	3.2	2.4	4.0	0.0	0.0	0.0
Switches, mechanical, for electronic circuitry.....	11	782299	3.2	2.4	4.0	0.0	0.0	0.0
Connectors for electronic circuitry.....	11	7824	2.7	-0.9	-0.2	2.0	0.6	-0.6
Connectors for electronic circuitry.....	11	782481	2.7	-0.9	-0.2	2.0	0.6	-0.6
Filters, crystals, and transducers.....	11	7828	2.6	-0.6	0.0	0.0	0.0	0.0
Filters, crystals, and transducers.....	11	782890	2.6	-0.6	0.0	0.0	0.0	0.0
Crystal, filter, piezoelectric, and other related electronic devices (exc. microwave filters).....	11	7828901	1.7	0.0	0.0	0.0	0.0	0.0
Integrated microcircuits.....	11	7839	-2.9	0.2	-0.2	-0.2	0.3	-0.4
Integrated microcircuits.....	11	783911	-2.9	0.2	-0.2	-0.2	0.3	-0.4
Other semiconductor and related devices.....	11	7847	3.5	0.8	0.0	0.0	1.1	-2.7
Other semiconductor devices, including parts (such as chips, wafers and heat sinks).....	11	784711	3.5	0.8	0.0	0.0	1.1	-2.7
Bare printed circuit boards.....	11	7849	4.8	1.2	-0.5	0.0	0.0	0.0
Bare printed circuit boards.....	11	784901	4.8	1.2	-0.5	0.0	0.0	0.0
Electronic coils, transformers, and other inductors.....	11	7853	5.0	2.1	1.5	0.0	0.0	0.0
Electronic coils, transformers, and other inductors.....	11	785399	5.0	2.1	1.5	0.0	0.0	0.0
Capacitors and resistors for electronic circuitry.....	11	7854	9.3	3.8	0.4	0.0	0.0	0.0
Capacitors for electronic circuitry.....	11	785411	6.9	0.5	0.5	0.0	0.0	0.0
Microwave components, electron tubes, and other electronic components, n.e.c.....	11	7856	5.0	0.5	0.0	0.0	0.0	0.0
Printed circuit assemblies, loaded boards, modules and consumer external modems.....	11	7861	-0.6	0.6	0.0	0.0	-0.5	-0.4
Printed circuit assemblies, loaded boards, modules and consumer external modems.....	11	786199	-0.6	0.6	0.0	0.0	-0.5	-0.4

See footnotes at end of table.

Table 7. Producer price index percentage changes for commodity and service groupings and individual items, not seasonally adjusted — Continued
 [May 2024]

Title	Commodity code		Unadjusted 12-month percent change ¹	Unadjusted 1-month percent change ¹				
	Group code	Item code		May 2023 to May 2024 ^P	Dec. to Jan.	Jan. to Feb. ^P	Feb. to Mar. ^P	Mar. to Apr. ^P
Miscellaneous electrical machinery and equipment.....	11	79	1.2	0.2	0.4	0.0	0.0	-0.1
Storage batteries.....	11	7901	-0.4	0.1	0.1	-0.1	-0.4	0.0
Storage batteries, lead acid type, BCI dimensional group 8D or smaller.....	11	790103	-0.4	0.2	0.0	0.5	-0.6	0.0
Storage batteries, lead acid type, larger than BCI dimensional group 8D.....	11	790104	-1.4	0.0	0.3	-2.5	0.0	0.0
Storage batteries (excluding lead acid), including parts for all storage batteries.....	11	790105	0.2	0.0	0.2	0.0	0.0	0.0
Primary batteries.....	11	7902	-3.0	-0.1	-0.1	0.0	-0.1	-3.1
Primary batteries.....	11	790229	-3.0	-0.1	-0.1	0.0	-0.1	-3.1
Carbon and graphite products.....	11	7903	5.5	4.2	0.1	0.0	1.3	0.0
X-ray and electromedical equipment.....	11	7905	1.7	0.1	0.5	0.0	0.0	0.0
Irradiation equipment.....	11	790512	0.9	0.0	0.8	0.0	0.0	0.0
Electromedical equipment, including diagnostic, therapeutic and patient monitoring equipment.....	11	790541	2.1	0.2	0.4	0.0	0.0	0.0
Miscellaneous electrical industrial apparatus.....	11	7929	-2.3	-2.5	0.8	0.0	0.0	0.0
Rectifying apparatus.....	11	792902	3.6	1.0	2.6	0.0	0.0	0.0
Other electrical equipment for industrial use, except for electronic circuitry.....	11	792904	-4.8	-4.0	0.0	0.0	0.0	0.0
All other electrical equipment and components, except industrial.....	11	7939	7.3	0.0	0.0	6.4	0.0	0.0
All other electrical equipment and components, except industrial.....	11	793901	7.3	0.0	0.0	6.4	0.0	0.0
Miscellaneous instruments.....	11	8	3.4	0.9	0.5	0.4	0.6	0.1
Automatic environmental controls for monitoring residential, commercial, and appliance use.....	11	81	-0.3	-0.5	0.0	-0.2	0.0	0.0
Automatic environmental controls for monitoring residential, commercial, and appliance use.....	11	8105	-0.3	-0.5	0.0	-0.2	0.0	0.0
Automatic environmental controls for monitoring residential, commercial, and appliance use.....	11	810501	-0.3	-0.5	0.0	-0.2	0.0	0.0
Industrial process control instruments.....	11	82	5.3	1.8	0.2	0.6	0.4	0.0
Industrial process control instruments.....	11	8201	5.3	1.8	0.2	0.6	0.4	0.0
Industrial process control instruments.....	11	820171	5.3	1.8	0.2	0.6	0.4	0.0
Fluid meters and counting devices.....	11	84	0.9	0.8	0.5	0.3	0.2	0.8
Fluid meters and counting devices.....	11	8401	0.9	0.8	0.5	0.3	0.2	0.8
Engineering and scientific instruments.....	11	85	5.0	0.1	0.1	0.2	2.3	0.2
Aeronautical, nautical, and navigational instruments.....	11	8501	4.6	0.0	0.1	0.0	2.1	0.0
Aeronautical, nautical, and navigational instruments.....	11	850111	4.6	0.0	0.1	0.0	2.1	0.0
Hospital beds and specialized hospital furniture.....	11	8504	7.2	0.8	0.0	1.3	3.3	1.4
Hospital beds and specialized hospital furniture.....	11	850404	7.2	0.8	0.0	1.3	3.3	1.4
Measuring instruments and lenses.....	11	86	2.5	1.2	0.9	0.2	0.1	0.1
Sighting, tracking, and fire-control equipment, optical type.....	11	8601	-3.4	4.3	-3.5	0.6	-0.6	0.0
Sighting, tracking, and fire-control equipment, optical type.....	11	860111	-3.4	4.3	-3.5	0.6	-0.6	0.0
All other miscellaneous optical instruments and lenses.....	11	8602	3.6	0.1	0.3	0.0	1.7	-0.1
All other miscellaneous optical instruments and lenses.....	11	860211	3.6	0.1	0.3	0.0	1.7	-0.1
Laboratory analytical instruments.....	11	8603	2.8	1.1	1.4	0.2	-0.1	0.2
Laboratory analytical instruments.....	11	860311	2.8	1.1	1.4	0.2	-0.1	0.2
Measuring & controlling devices, n.e.c.....	11	89	3.6	1.0	1.0	0.8	-0.3	-0.1
Aircraft engine instruments.....	11	8901	12.4	0.8	0.8	6.6	0.0	-0.9
Aircraft engine instruments.....	11	890199	12.4	0.8	0.8	6.6	0.0	-0.9
Nuclear radiation detection & monitoring instruments.....	11	8904	2.8	2.4	0.0	0.0	0.0	0.0
Nuclear radiation detection & monitoring instruments.....	11	890499	2.8	2.4	0.0	0.0	0.0	0.0
Physical properties and kinematic testing equipment.....	11	8905	1.5	1.2	0.0	0.0	0.0	0.0
Physical properties and kinematic testing equipment.....	11	890599	1.5	1.2	0.0	0.0	0.0	0.0
Commercial, geophysical, meteorological, surveying, drafting & general-purpose instruments.....	11	8906	3.9	0.3	2.9	0.0	-1.0	0.0
Commercial, geophysical, meteorological & general-purpose instruments.....	11	890699	3.9	0.3	2.9	0.0	-1.0	0.0
Miscellaneous machinery.....	11	9	3.2	0.9	0.5	0.1	0.2	0.2
Oil field and gas field machinery.....	11	91	3.9	1.7	0.0	0.0	0.0	0.0
Oil and gas field drilling, surveying, and cementing machinery (except parts sold separately).....	11	9102	3.0	0.0	0.0	0.0	0.0	0.0
Oil and gas field drilling, surveying, and cementing machinery (except parts sold separately).....	11	910201	3.0	0.0	0.0	0.0	0.0	0.0
Oil field and gas field production machinery (except pumps and parts sold separately).....	11	9104	7.6	6.1	0.0	0.0	0.0	0.0
Oil field and gas field production machinery (except pumps and parts sold separately).....	11	910456	7.6	6.1	0.0	0.0	0.0	0.0

See footnotes at end of table.

Table 7. Producer price index percentage changes for commodity and service groupings and individual items, not seasonally adjusted — Continued
 [May 2024]

Title	Commodity code		Unadjusted 12-month percent change ¹	Unadjusted 1-month percent change ¹				
	Group code	Item code		May 2023 to May 2024 ^P	Dec. to Jan.	Jan. to Feb. ^P	Feb. to Mar. ^P	Mar. to Apr. ^P
Parts and attachments for oil and gas field machinery and equipment.	11	9106	1.1	0.0	0.0	0.0	0.0	0.0
Mining machinery and equipment.	11	92	7.1	0.2	1.4	0.0	0.6	0.0
Mining machinery and equipment (except parts sold separately).	11	9207	7.3	0.2	1.8	0.0	0.3	0.0
Underground mining machinery (except parts sold separately).	11	920701	5.1	0.0	4.7	0.0	0.0	0.0
Crushing, pulverizing, & screening machinery (except parts sold separately).	11	920702	6.7	0.0	0.0	0.0	0.0	0.0
Drills and other mining machinery (except parts sold separately).	11	920703	—	0.6	0.2	0.0	1.0	—
Mineral processing & beneficiation machinery (except parts sold separately).	11	920704	8.6	0.0	0.0	0.0	0.0	0.0
Parts and attachments for mining machinery and equipment (sold separately).	11	9253	6.3	0.0	0.1	0.0	1.6	0.0
Parts and attachments for mining machinery and equipment (sold separately).	11	925303	6.3	0.0	0.1	0.0	1.6	0.0
Internal combustion engines.	11	94	4.6	2.0	0.0	0.0	0.4	0.1
Diesel, semidiesel, and dual-fuel engines (except automotive).	11	9407	9.1	3.0	-0.3	0.0	0.0	0.0
Diesel, semidiesel, and dual-fuel engines (except automotive).	11	940725	9.1	3.0	-0.3	0.0	0.0	0.0
Diesel, semidiesel, and dual-fuel engines for automobiles, trucks, and buses.	11	9408	3.4	3.0	0.2	0.0	0.2	0.0
Diesel, semidiesel, and dual-fuel engines for automobiles, trucks, and buses.	11	940811	3.4	3.0	0.2	0.0	0.2	0.0
Parts & accessories for internal combustion engines, ex. aircraft & gasoline automotive engines.	11	9413	2.9	0.9	0.0	0.0	1.6	0.0
Parts & accessories for internal combustion engines, ex. aircraft & gasoline automotive engines.	11	941301	2.9	0.9	0.0	0.0	1.6	0.0
Machine shop products.	11	95	1.5	0.2	0.9	0.1	0.1	0.2
Machine shop products.	11	9505	1.5	0.2	0.9	0.1	0.1	0.2
Machine shop job work and job order repairs.	11	950501	1.5	0.2	0.9	0.1	0.1	0.2
Turbines and turbine generator sets.	11	97	4.2	0.4	0.1	0.3	0.7	0.4
Turbines and turbine generator sets (excluding parts).	11	9701	4.2	0.4	0.1	0.3	0.7	0.4
Steam, gas, and other turbines and turbine generators.	11	970103	3.3	0.0	-0.4	-0.4	0.9	0.4
Parts & accessories for turbines, turbine generators, and turbine generator sets.	11	98	0.2	0.0	0.1	0.0	0.0	0.0
Parts & accessories for turbines, turbine generators, and turbine generator sets.	11	9801	0.2	0.0	0.1	0.0	0.0	0.0
Parts & accessories for turbines, turbine generators, and turbine generator sets.	11	980101	0.2	0.0	0.1	0.0	0.0	0.0
Furniture and household durables.	12	—	1.0	0.3	0.2	0.4	-0.1	0.2
Household furniture.	12	1	-0.2	0.1	-0.1	0.3	0.2	0.6
Metal household furniture.	12	11	-2.5	0.4	0.6	-0.4	0.3	-0.2
Metal household furniture.	12	1101	-2.5	0.4	0.6	-0.4	0.3	-0.2
Metal household dining room and kitchen furniture.	12	110102	0.8	2.3	0.1	-2.1	1.7	-1.2
Other metal household furniture.	12	110104	-3.2	0.0	0.7	0.0	0.0	0.0
Metal household furniture, beds, nonupholstered.	12	1101041	-4.9	0.0	0.0	0.0	0.0	0.0
Wood household furniture (nonupholstered).	12	12	0.0	0.0	-0.6	0.0	-0.1	0.1
Wood household furniture (nonupholstered).	12	1206	0.0	0.0	-0.6	0.0	-0.1	0.1
Wood living room furniture (nonupholstered).	12	120602	2.6	0.1	-0.1	0.0	0.0	1.5
Wood dining room, outdoor, and ready-to-assemble furniture (nonupholstered).	12	120603	0.4	0.0	0.0	0.0	0.0	2.2
Wood bedroom furniture, including infants' and children's, (nonupholstered).	12	120605	-6.1	0.0	-1.7	0.0	-0.3	-2.7
Upholstered household furniture.	12	13	0.7	0.1	0.0	0.9	0.1	1.3
Upholstered household furniture.	12	1301	0.7	0.1	0.0	0.9	0.1	1.3
Dual purpose sleep furniture, incl. convertible sofa.	12	130123	2.8	0.0	-0.1	0.2	0.0	2.2
Upholstered household furniture.	12	130141	0.2	0.1	0.0	1.1	0.1	1.1
Upholstered household davenport, sofas, loveseats, and settees.	12	1301411	-0.9	0.0	0.0	1.2	0.1	0.9
Upholstered household sectional sofa pieces.	12	1301412	0.7	0.1	0.1	0.1	0.0	1.6
Upholstered household rocking chairs, including swivel rockers.	12	1301413	0.8	0.0	0.0	0.4	0.5	0.0
Other upholstered household furniture, including custom.	12	1301415	4.2	0.4	0.0	3.0	0.0	0.3
Bedding.	12	14	-1.0	0.0	-0.2	-0.4	0.7	0.0
Bedding.	12	1401	-1.0	0.0	-0.2	-0.4	0.7	0.0
Innerspring mattresses, excluding crib size.	12	140104	-1.9	0.0	-0.5	-0.8	1.9	0.0
Mattress foundations.	12	140107	-1.0	0.0	0.0	-0.5	0.0	0.5
Mattresses, other types, including crib, foam, waterbed mattresses and mattress inserts.	12	140114	-0.1	0.0	0.0	-0.2	0.0	0.0
Sleep system ensembles and mattresses, excluding conventional waterbeds.	12	140122	-13.8	0.0	0.0	0.0	0.0	0.0

See footnotes at end of table.

Table 7. Producer price index percentage changes for commodity and service groupings and individual items, not seasonally adjusted — Continued
 [May 2024]

Title	Commodity code		Unadjusted 12-month percent change ¹	Unadjusted 1-month percent change ¹				
	Group code	Item code		May 2023 to May 2024 ^P	Dec. to Jan.	Jan. to Feb. ^P	Feb. to Mar. ^P	Mar. to Apr. ^P
Mattress and foundation sets.....	12	140134	0.6	0.1	0.0	-0.1	0.0	0.0
Metal porch, lawn, outdoor & casual furniture.....	12	15	-2.2	0.0	0.0	0.0	0.0	0.0
Porch and lawn furniture.....	12	1501	-2.2	0.0	0.0	0.0	0.0	0.0
Metal porch, lawn, outdoor & casual furniture.....	12	150112	-2.2	0.0	0.0	0.0	0.0	0.0
Nonupholstered household furniture, except wood and metal.....	12	16	-	0.0	-	-	-	-
Nonupholstered household furniture, except wood and metal.....	12	1601	-	0.0	-	-	-	-
Nonupholstered household furniture, except wood and metal.....	12	160101	-	0.0	-	-	-	-
Commercial furniture.....	12	2	2.3	0.3	1.4	0.2	-0.2	0.3
Wood office furniture and store fixtures.....	12	21	3.4	0.2	0.1	0.8	-0.1	0.9
Wood office furniture and store fixtures.....	12	2101	3.4	0.2	0.1	0.8	-0.1	0.9
Wood office seating, including upholstered.....	12	210112	3.4	0.7	1.6	0.0	0.0	0.2
Wood office desks and extensions.....	12	210113	3.5	0.0	1.4	0.0	0.0	0.4
Wood office files, storage units, and tables.....	12	210114	6.0	0.0	0.2	0.0	0.0	0.2
Wood office furniture, other types (incl. panel/desking systems).....	12	210116	1.8	0.0	1.3	0.1	0.0	0.0
Fixtures for stores, banks and offices.....	12	210161	3.3	0.2	0.0	1.0	-0.1	1.0
Custom architectural woodwork, millwork, and fixtures.....	12	2101611	5.0	0.0	0.0	0.5	0.0	1.2
Wood lockers, partitions, and shelving (except custom).....	12	2101612	-4.9	-0.5	-1.8	3.7	-3.6	0.2
Wood furniture dimensions and nonwood furniture parts and frames..	12	2101615	-	3.0	0.9	-	-	-
Nonwood furniture and store fixtures.....	12	22	1.3	0.6	3.0	-0.3	-0.2	-0.3
Nonwood commercial storage units, files, and tables.....	12	2202	-0.2	0.4	3.8	-0.5	-1.6	-1.3
Nonwood commercial storage units, files, and tables.....	12	220202	-0.2	0.4	3.8	-0.5	-1.6	-1.3
Nonwood commercial furniture.....	12	2203	2.2	0.8	2.0	-0.3	1.0	-0.4
Nonwood commercial desks and extensions.....	12	220321	-	4.2	2.7	-0.2	0.3	0.0
Nonwood office seating.....	12	220325	2.7	-0.5	3.2	0.0	0.0	0.0
Nonwood office furniture panel systems, and other nonwood office furniture.....	12	220326	0.8	1.3	0.9	-0.5	2.0	-0.7
Nonwood partitions and fixtures.....	12	2204	0.7	0.3	3.8	-0.2	-1.0	0.1
Storage racks and accessories, except wood.....	12	220407	-9.6	1.1	2.3	-2.2	-1.9	0.0
Fixtures (bank, office, and store) except wood.....	12	220409	11.2	0.6	12.9	-0.9	0.4	0.0
Public building furniture.....	12	23	3.8	-0.2	0.0	0.0	-0.2	0.5
Public building furniture.....	12	2301	3.8	-0.2	0.0	0.0	-0.2	0.5
School furniture (except stone and concrete), excluding library furniture.....	12	230101	2.6	-0.5	0.0	0.0	-0.9	0.0
Public building and related furniture, excluding school & restaurant furniture.....	12	230102	4.4	0.0	0.0	0.0	0.1	0.8
Commercial furniture and fixtures, n.e.c.....	12	24	1.0	0.0	0.2	0.1	-1.2	0.2
Commercial furniture and fixtures, n.e.c.....	12	2401	1.0	0.0	0.2	0.1	-1.2	0.2
Bar, bowling center, cafeteria, and restaurant furniture.....	12	240104	-1.3	0.2	0.0	0.0	-2.6	0.0
Other commercial and institutional furniture and fixtures, n.e.c.....	12	240108	2.1	-0.2	0.4	0.2	-0.5	0.2
Floor coverings.....	12	3	0.8	1.5	-1.4	1.4	-0.4	0.0
Carpets and rugs.....	12	31	0.7	1.5	-1.6	1.6	-0.4	0.0
Carpet and rugs.....	12	3101	0.7	1.5	-1.6	1.6	-0.4	0.0
Carpet and rugs.....	12	310101	0.7	1.5	-1.6	1.6	-0.4	0.0
Resilient floor coverings.....	12	32	1.2	1.2	0.0	0.0	0.0	0.0
Resilient floor coverings.....	12	3201	1.2	1.2	0.0	0.0	0.0	0.0
Resilient floor coverings.....	12	320170	1.2	1.2	0.0	0.0	0.0	0.0
Household appliances.....	12	4	-0.2	0.0	-0.3	0.2	-0.1	-0.5
Major appliances.....	12	41	-0.3	0.2	-0.3	0.0	-0.2	-0.6
Household cooking appliances.....	12	4101	1.3	0.1	-0.6	0.6	-0.4	-0.1
Electric household ranges, ovens (including microwave), surface cooking units, and equipment.....	12	410105	0.3	-0.3	1.3	0.6	-0.7	1.5
Gas household ranges, ovens, surface cooking units and equipment. ..	12	410139	4.4	1.6	-2.3	0.9	-0.5	2.3
Other household ranges and cooking equipment, including outdoor equipment.....	12	410169	-0.5	-0.8	-1.0	0.3	-0.2	-3.9
Household refrigeration equipment.....	12	4103	-1.6	0.1	-0.3	-0.1	0.2	-0.5
Household refrigerators, including refrigerator-freezer combinations.....	12	410329	-1.9	0.2	-0.4	-0.1	0.2	-0.6
Other major household appliances including room air-conditioners.....	12	4104	1.8	0.4	0.1	-0.9	0.2	1.4
Room air-conditioners.....	12	410445	2.6	0.3	0.0	0.0	1.4	0.0
Household vacuum cleaners, including parts and attachments.....	12	43	3.2	0.8	0.3	-0.3	0.8	0.0
Household vacuum cleaners and other floor care machines (including parts and attachments).....	12	4301	3.2	0.8	0.3	-0.3	0.8	0.0
Household vacuum cleaners and other floor care machines (including parts and attachments).....	12	430114	3.2	0.8	0.3	-0.3	0.8	0.0

See footnotes at end of table.

Table 7. Producer price index percentage changes for commodity and service groupings and individual items, not seasonally adjusted — Continued
 [May 2024]

Title	Commodity code		Unadjusted 12-month percent change ¹	Unadjusted 1-month percent change ¹				
	Group code	Item code		May 2023 to May 2024 ^P	Dec. to Jan.	Jan. to Feb. ^P	Feb. to Mar. ^P	Mar. to Apr. ^P
Electric housewares and fans.....	12	44	-0.6	-1.4	0.0	1.4	0.0	0.0
Parts and attachments for small electric household appliances, including fan parts.....	12	4403	1.4	0.0	0.0	1.6	0.0	0.0
Parts and attachments for small electric household appliances, including fan parts.....	12	440311	1.4	0.0	0.0	1.6	0.0	0.0
Small electric household appliances, including fans.....	12	4404	-0.6	-1.4	0.0	1.4	0.0	0.0
Small electric household appliances, including fans.....	12	440401	-0.6	-1.4	0.0	1.4	0.0	0.0
Portable residential lighting fixtures, including parts and accessories.....	12	45	0.4	0.0	0.0	0.0	0.0	0.0
Portable residential lighting fixtures, including parts and accessories.....	12	4501	0.4	0.0	0.0	0.0	0.0	0.0
Portable residential lighting fixtures, including parts and accessories.....	12	450135	0.4	0.0	0.0	0.0	0.0	0.0
Home electronic equipment.....	12	5	1.6	0.0	0.0	1.9	0.0	-0.4
Speakers and commercial sound equipment.....	12	57	3.5	0.0	0.0	4.1	0.0	-0.9
Speakers and commercial sound equipment.....	12	5707	3.5	0.0	0.0	4.1	0.0	-0.9
Speakers and commercial sound equipment.....	12	570708	3.5	0.0	0.0	4.1	0.0	-0.9
Other home electronic equipment.....	12	58	0.0	0.0	0.0	0.0	0.0	0.0
Other home electronic equipment, including television receivers and automotive A/V equipment.....	12	5803	0.0	0.0	0.0	0.0	0.0	0.0
All other consumer audio and video equipment, excluding TV receivers and automotive A/V equip.....	12	580301	0.0	0.0	0.0	0.0	0.0	0.0
Other household durable goods.....	12	6	2.2	0.3	-0.4	0.2	-0.2	0.7
Vitreous china, fine earthenware, and other pottery products.....	12	61	-0.6	0.0	0.0	0.0	0.0	0.0
Vitreous china, porcelain, and earthenware table and kitchenware and other pottery products.....	12	6101	-0.6	0.0	0.0	0.0	0.0	0.0
Vitreous china, porcelain, and earthenware (semivitreous) table and kitchenware.....	12	610104	-4.1	0.0	0.0	0.0	0.0	0.0
All other pottery products (including china decorated for the trade).....	12	610105	0.0	0.0	0.0	0.0	0.0	0.0
Mirrors (decorated and undecorated).....	12	65	4.8	1.4	-2.0	1.3	-2.6	2.1
Mirrors (decorated and undecorated), made from purchased glass.....	12	6501	4.8	1.4	-2.0	1.3	-2.6	2.1
Mirrors (decorated and undecorated), made from purchased glass.....	12	650104	4.8	1.4	-2.0	1.3	-2.6	2.1
Lawn/garden equipment.....	12	66	1.9	0.1	-0.1	0.2	0.0	0.0
Parts and attachments for consumer lawn, garden, and snow equipment.....	12	6605	1.8	0.1	0.1	0.0	0.0	0.1
Parts and attachments for consumer lawn, garden, and snow equipment.....	12	660503	1.8	0.1	0.1	0.0	0.0	0.1
Consumer lawn, garden, and snow equipment.....	12	6607	2.0	0.1	-0.2	0.2	0.0	0.0
Consumer lawn, garden, and snow equipment.....	12	660701	2.0	0.1	-0.2	0.2	0.0	0.0
Consumer riding lawn, garden, and snow equipment.....	12	6607011	0.9	0.0	0.0	0.0	0.0	0.0
Consumer nonriding lawn, garden, and snow equipment.....	12	6607012	3.1	0.2	-0.3	0.4	0.0	0.0
Cutlery, flatware (except precious), razors and razor blades.....	12	67	0.3	0.1	0.0	-1.7	2.1	0.0
Cutlery, flatware (except precious), razors and razor blades.....	12	6701	0.3	0.1	0.0	-1.7	2.1	0.0
Cutlery, scissors, shears, trimmers, and snips.....	12	670141	0.7	0.3	0.0	-3.8	4.6	0.0
Metal kitchen utensil, pots, and pans.....	12	68	1.1	0.0	0.0	0.9	0.0	0.0
Metal kitchen utensil, pots, and pans.....	12	6801	1.1	0.0	0.0	0.9	0.0	0.0
Stamped and spun kitchen utensils, aluminum.....	12	680101	-	0.0	0.0	0.0	0.0	-
Window shades, blinds, and accessories.....	12	69	2.3	0.0	0.0	0.0	0.0	2.2
Window shades, blinds, and accessories.....	12	6901	2.3	0.0	0.0	0.0	0.0	2.2
Window shades and window shade accessories and rollers.....	12	690101	2.5	0.0	0.0	0.0	0.0	2.5
Other shades and blinds, including curtain and drapery fixtures, poles, & rods.....	12	690103	2.4	0.0	0.0	0.0	0.0	1.9
Nonmetallic mineral products.....	13	-	4.0	2.4	0.6	0.5	-0.7	0.1
Glass.....	13	1	1.1	0.5	0.3	0.1	-0.1	0.2
Flat glass.....	13	11	0.9	0.5	0.1	0.1	-0.1	0.2
Specialty glass.....	13	1107	1.5	0.3	0.0	0.2	0.0	0.1
Specialty glass.....	13	110703	1.5	0.3	0.0	0.2	0.0	0.1
Other glass products, made by flat glass producers.....	13	1107034	1.3	1.3	0.0	0.0	0.0	0.0
Flat glass (float, sheet, and plate process).....	13	1108	-1.1	1.5	0.4	-0.5	-0.5	0.5
Flat glass (float, sheet, and plate process).....	13	110811	-1.1	1.5	0.4	-0.5	-0.5	0.5
Other finished glassware.....	13	13	1.9	0.6	1.1	0.3	-0.2	0.0
Pressed and blown glassware.....	13	1301	1.9	0.6	1.1	0.3	-0.2	0.0
Machine-made pressed & blown table, kitchen, art, & novelty glassware.....	13	130116	0.6	0.0	0.6	0.0	0.0	0.0
All other machine-made pressed and blown glassware.....	13	130117	2.8	1.3	1.0	0.6	-0.5	0.1
Handmade pressed and blown glassware.....	13	130118	5.1	0.2	4.9	0.0	0.0	0.0

See footnotes at end of table.

Table 7. Producer price index percentage changes for commodity and service groupings and individual items, not seasonally adjusted — Continued
 [May 2024]

Title	Commodity code		Unadjusted 12-month percent change ¹	Unadjusted 1-month percent change ¹				
	Group code	Item code		May 2023 to May 2024 ^P	Dec. to Jan.	Jan. to Feb. ^P	Feb. to Mar. ^P	Mar. to Apr. ^P
Concrete ingredients and related products.....	13	2	7.1	3.9	0.1	0.4	0.6	0.3
Construction sand, gravel, and crushed stone.....	13	21	7.3	4.1	0.2	0.3	0.5	0.4
Construction sand, gravel and crushed stone.....	13	2101	7.3	4.1	0.2	0.3	0.5	0.4
Construction sand and gravel (run of pit/bank, washed, screened, etc.)..	13	210120	7.3	2.5	0.8	0.3	2.0	1.0
Construction sand and gravel, Northeast.....	13	2101201	4.9	5.1	0.0	0.0	0.0	-0.2
Construction sand and gravel, Midwest.....	13	2101202	8.7	3.1	1.0	0.8	4.0	0.0
Construction sand and gravel, West.....	13	2101204	11.1	2.6	1.3	0.1	2.3	2.6
Crushed and broken stone.....	13	210121	7.2	4.9	-0.1	0.4	-0.1	0.1
Crushed and broken limestone.....	13	2101212	8.5	5.0	0.2	0.2	0.1	0.1
Crushed and broken granite.....	13	2101213	-0.3	3.4	-1.3	1.5	-1.3	0.0
Bituminous limestone, sandstone, & other crushed & broken stone. ..	13	2101219	10.7	6.0	0.0	0.1	0.0	0.0
Cement, hydraulic.....	13	22	6.8	3.3	0.1	0.7	0.7	0.1
Cement, hydraulic.....	13	2201	6.8	3.3	0.1	0.7	0.7	0.1
Cement, hydraulic.....	13	220161	6.8	3.3	0.1	0.7	0.7	0.1
Concrete products.....	13	3	5.0	1.7	0.8	1.0	-0.4	-0.3
Concrete block and brick.....	13	31	6.0	1.0	0.8	0.5	0.3	0.0
Structural concrete block.....	13	3111	7.4	1.8	0.9	0.0	0.1	0.0
Structural concrete block.....	13	311135	7.4	1.8	0.9	0.0	0.1	0.0
Structural concrete block, lightweight units (weighing less than 105 lb/cubic ft.) (dry weight).....	13	3111351	4.7	2.2	0.5	0.0	0.2	0.0
Structural concrete block, mediumweight units (weighing 105 - 124 lb/cubic ft.) (dry weight).....	13	3111352	7.3	-0.3	3.6	0.0	0.0	0.2
Structural concrete block, normalweight units (weighing 125 lb or more/cubic ft.) (dry weight).....	13	3111353	10.2	2.2	0.1	0.0	0.1	0.0
Decorative concrete block.....	13	3121	6.3	2.1	0.3	0.6	0.1	0.0
Decorative concrete block (including screen, split, slump, shadowal block, etc.).....	13	312101	6.3	2.1	0.3	0.6	0.1	0.0
Concrete brick.....	13	3131	5.4	0.0	0.4	0.0	0.7	0.1
Concrete brick.....	13	313101	5.4	0.0	0.4	0.0	0.7	0.1
Concrete pavers.....	13	3141	5.0	0.0	1.3	1.1	0.3	0.0
Concrete pavers (including grid, interlocking, etc.).....	13	314101	5.0	0.0	1.3	1.1	0.3	0.0
Concrete pipe.....	13	32	5.9	2.5	0.0	0.0	-0.6	0.2
Concrete pipe.....	13	3201	5.9	2.5	0.0	0.0	-0.6	0.2
Concrete pipe.....	13	320108	5.9	2.5	0.0	0.0	-0.6	0.2
Concrete storm sewer pipe.....	13	3201082	8.3	0.6	0.0	0.0	-0.7	0.2
Concrete pipe, except concrete culvert and storm sewer pipe.....	13	3201083	11.2	4.1	0.0	0.0	0.0	0.0
Ready-mix concrete.....	13	33	5.6	2.3	1.0	1.5	-0.5	-0.4
Ready-mix concrete.....	13	3301	5.6	2.3	1.0	1.5	-0.5	-0.4
Ready-mix concrete.....	13	330101	5.6	2.3	1.0	1.5	-0.5	-0.4
Northeast region ready-mix concrete.....	13	330101A	5.2	0.0	4.0	1.0	0.0	0.0
Midwest region ready-mix concrete.....	13	330101B	11.2	3.9	-0.2	3.4	0.9	0.0
South region ready-mix concrete.....	13	330101C	5.3	2.5	1.8	1.7	-2.1	-1.2
West region ready-mix concrete.....	13	330101D	1.7	1.4	-0.2	-0.3	0.4	0.5
Precast concrete products.....	13	34	3.4	0.9	0.5	0.0	-0.1	-0.2
Precast concrete products.....	13	3401	3.4	0.9	0.5	0.0	-0.1	-0.2
Precast concrete products.....	13	340106	3.4	0.9	0.5	0.0	-0.1	-0.2
Precast concrete slabs and tile, roof and floor units.....	13	3401061	-0.3	0.0	0.0	0.0	0.0	0.0
Precast concrete architectural wall panels.....	13	3401062	0.6	1.5	0.0	0.0	0.0	-3.0
Burial vaults and boxes, precast concrete.....	13	3401063	4.2	2.7	0.0	0.7	0.0	0.0
Precast concrete products (excl burial vaults and boxes, slabs and tile, and arch. wall panels).....	13	3401064	4.2	0.7	0.7	-0.1	-0.1	0.2
Prestressed concrete products.....	13	35	2.0	-0.5	0.2	-0.1	-0.2	-1.5
Prestressed concrete products.....	13	3501	2.0	-0.5	0.2	-0.1	-0.2	-1.5
Prestressed concrete products.....	13	350107	2.0	-0.5	0.2	-0.1	-0.2	-1.5
Prestressed concrete bridge beams and solid and hollow cored slabs and panels.....	13	3501071	-3.7	-1.1	0.4	-0.2	-0.3	-1.7
Prestressed concrete bridge beams.....	13	35010711	-2.5	-0.5	-0.1	-0.3	-0.4	-0.7
Prestressed concrete solid and hollow cored slabs and panels.....	13	35010712	-6.7	-2.5	1.9	0.0	0.0	-4.3
Prestressed concrete products (excl bridge beams and solid and hollow cored slabs and panels).....	13	3501072	8.5	0.1	0.0	0.0	0.0	-1.2
Clay construction products ex. refractories.....	13	4	1.6	0.4	1.6	-0.2	-0.6	0.3
Brick and structural clay tile.....	13	42	4.5	0.8	2.3	0.3	0.4	0.3
Building or common brick.....	13	4201	4.4	0.7	2.4	0.3	0.4	0.3
Building or common brick.....	13	420101	4.4	0.7	2.4	0.3	0.4	0.3

See footnotes at end of table.

Table 7. Producer price index percentage changes for commodity and service groupings and individual items, not seasonally adjusted — Continued
 [May 2024]

Title	Commodity code		Unadjusted 12-month percent change ¹	Unadjusted 1-month percent change ¹				
	Group code	Item code		May 2023 to May 2024 ^P	Dec. to Jan.	Jan. to Feb. ^P	Feb. to Mar. ^P	Mar. to Apr. ^P
Glazed brick and other brick (paving, floor, and sewer).....	13	4202	6.4	5.7	0.0	0.0	0.0	0.0
Glazed brick and other brick (paving, floor, and sewer).....	13	420201	6.4	5.7	0.0	0.0	0.0	0.0
Clay floor and wall tile, glazed and unglazed.....	13	44	-1.9	0.0	0.9	-1.3	-1.9	0.4
Clay floor and wall tile, glazed and unglazed (including quarry tile and ceramic mosaic tile).....	13	4401	-1.9	0.0	0.9	-1.3	-1.9	0.4
Clay floor and wall tile, glazed and unglazed (including quarry tile and ceramic mosaic tile).....	13	440131	-1.9	0.0	0.9	-1.3	-1.9	0.4
Structural clay products, n.e.c.....	13	45	5.2	0.8	0.0	4.1	0.0	0.0
Structural clay products, n.e.c.....	13	4501	5.2	0.8	0.0	4.1	0.0	0.0
All other structural clay products, excluding clay refractories.....	13	450199	5.6	0.4	0.0	5.0	0.0	0.0
Refractories.....	13	5	1.3	1.1	-0.3	0.0	0.4	-0.1
Clay refractories.....	13	52	1.3	0.8	0.0	0.0	0.5	0.0
Clay refractories.....	13	5201	1.3	0.8	0.0	0.0	0.5	0.0
Clay refractories.....	13	520181	1.3	0.8	0.0	0.0	0.5	0.0
Nonclay refractories.....	13	53	1.3	1.7	-0.9	0.0	0.2	-0.2
Nonclay refractories (excluding dead-burned magnesia).....	13	5301	1.3	1.7	-0.9	0.0	0.2	-0.2
Nonclay refractories (excluding dead-burned magnesia).....	13	530112	1.3	1.7	-0.9	0.0	0.2	-0.2
Asphalt felts and coatings.....	13	6	3.9	-0.3	0.9	0.1	-1.8	2.3
Prepared asphalt and tar roofing and siding products.....	13	61	4.5	-0.4	1.1	0.1	-2.1	2.7
Prepared asphalt and tar roofing and siding products.....	13	6101	4.5	-0.4	1.1	0.1	-2.1	2.7
Prepared asphalt and tar roofing and siding products.....	13	610131	4.5	-0.4	1.1	0.1	-2.1	2.7
Asphalt smooth-surfaced roll roofing and cap sheets, organic and fiberglass base.....	13	6101311	5.8	0.0	0.0	0.0	-	-
Asphalt mineral-surfaced roll roofing and cap sheets, organic and fiberglass base.....	13	6101312	-0.4	-0.3	0.3	-0.1	0.0	0.0
Other prepared asphalt and tar products for roofing and siding.....	13	6101317	0.1	0.0	-0.2	0.5	-0.2	-0.1
Roofing asphalts, pitches, coatings, and cement.....	13	62	0.8	0.6	0.0	0.0	0.0	0.0
Roofing asphalts, pitches, coatings, and cement.....	13	6201	0.8	0.6	0.0	0.0	0.0	0.0
Roofing asphalts, pitches, coatings, and cement.....	13	620121	0.8	0.6	0.0	0.0	0.0	0.0
Gypsum products.....	13	7	2.2	0.0	2.1	1.6	-0.6	0.4
Gypsum products.....	13	71	2.2	0.0	2.1	1.6	-0.6	0.4
Gypsum products.....	13	7101	2.2	0.0	2.1	1.6	-0.6	0.4
Gypsum building materials.....	13	710102	2.1	0.0	2.5	1.9	-0.7	0.0
Other gypsum products.....	13	710116	2.6	0.0	0.0	0.0	0.0	2.6
Glass containers.....	13	8	0.7	3.6	0.3	0.0	-0.7	0.0
Glass containers.....	13	81	0.7	3.6	0.3	0.0	-0.7	0.0
Glass containers (including value of packaging).....	13	8101	0.7	3.6	0.3	0.0	-0.7	0.0
Glass containers (including value of packaging).....	13	810104	0.7	3.6	0.3	0.0	-0.7	0.0
Other nonmetallic minerals.....	13	9	2.8	3.9	0.5	0.2	-2.0	-0.2
Insulation materials.....	13	92	3.7	1.9	1.8	0.3	0.0	0.9
Mineral wool for thermal and acoustical envelope insulation.....	13	9201	2.4	0.4	2.1	1.0	-0.3	0.9
Mineral wool for thermal and acoustical envelope insulation.....	13	920105	2.4	0.4	2.1	1.0	-0.3	0.9
Mineral wool for industrial, equipment, and appliance insulation.....	13	9202	5.7	4.0	1.3	-0.7	0.5	0.8
Mineral wool for industrial, equipment, and appliance insulation.....	13	920201	5.7	4.0	1.3	-0.7	0.5	0.8
Paving mixtures and blocks.....	13	94	2.4	8.1	0.2	-0.2	-4.6	-1.2
Paving mixtures and blocks.....	13	9401	2.4	8.1	0.2	-0.2	-4.6	-1.2
Paving mixtures and blocks.....	13	940113	2.4	8.1	0.2	-0.2	-4.6	-1.2
Emulsified asphalt, including liquid additives.....	13	940113A	3.3	-0.2	-0.4	0.7	1.1	0.1
Other liquid asphalt and tar paving materials, including cut-backs.....	13	940113B	1.6	1.8	-0.1	0.2	0.2	-0.8
Asphalt and tar paving mixtures (excluding liquid).....	13	940113C	1.1	20.9	0.8	-1.3	-11.9	-3.4
Cut stone and stone products.....	13	95	2.1	1.5	0.7	0.0	0.0	0.0
Cut stone and stone products.....	13	9501	2.1	1.5	0.7	0.0	0.0	0.0
Dressed dimension granite (including gneiss, syenite, diorite, and cut granite).....	13	950111	2.7	1.9	0.9	0.0	0.0	0.0
Dressed dimension limestone (including dolomite, travertine, calcareous, tufa, & cut limestone).....	13	950121	5.4	5.4	0.0	0.0	0.0	0.0
Dressed dimension marble and other stone.....	13	950151	0.5	0.0	0.5	0.0	0.0	0.0
Gaskets, packing, and sealing devices.....	13	98	2.8	1.8	-0.5	0.1	0.0	1.4
Gaskets and gasketing material.....	13	9801	2.7	0.6	0.0	0.1	0.0	2.3
Nonmetallic gaskets and gasketing.....	13	980111	0.6	0.9	0.0	0.2	0.0	0.1
Metallic gaskets and machined seals.....	13	980112	5.4	0.3	0.0	0.0	0.0	5.1

See footnotes at end of table.

Table 7. Producer price index percentage changes for commodity and service groupings and individual items, not seasonally adjusted — Continued
 [May 2024]

Title	Commodity code		Unadjusted 12-month percent change ¹	Unadjusted 1-month percent change ¹				
	Group code	Item code		May 2023 to May 2024 ^P	Dec. to Jan.	Jan. to Feb. ^P	Feb. to Mar. ^P	Mar. to Apr. ^P
Packing and sealing.....	13	9802	3.0	3.6	-1.3	0.0	0.0	0.0
Molded packing and sealing devices.....	13	980212	2.3	0.8	0.0	0.0	0.0	0.0
Rotary oil seals.....	13	980214	4.0	3.5	0.0	0.0	0.0	0.0
Nonmetallic minerals and products, n.e.c.....	13	99	3.0	1.6	0.9	1.1	-1.5	-0.3
Clay and stone mining and quarrying.....	13	9902	2.7	0.9	1.5	2.1	-2.6	-0.9
Ground or treated minerals and earths.....	13	990209	2.9	0.3	0.2	-0.3	1.6	0.2
Treated lightweight aggregate and crushed slag, minerals and earths.....	13	9902094	3.3	0.2	-0.5	-0.4	2.5	0.3
Other minerals and earths, treated.....	13	9902096	2.2	0.0	1.0	-0.3	0.9	0.0
Dimension stone mining and quarrying.....	13	990211	18.5	6.7	0.4	0.0	0.0	0.0
Clay, excluding kaolin and ball clay.....	13	990214	3.7	-0.7	2.4	0.2	1.2	-0.5
Bentonite.....	13	990214C	2.6	-0.4	0.0	0.0	0.0	1.1
All other nonmetallic minerals, including talc and gypsum.....	13	990299	-9.2	1.1	7.2	15.2	-22.2	-6.8
All other nonmetallic mineral products.....	13	9903	3.4	2.7	0.0	-0.3	0.0	0.5
Other nonmetallic mineral products.....	13	990319	0.3	0.5	0.0	-0.5	0.0	0.1
Transportation equipment.....	14	—	1.6	0.3	0.2	0.1	0.1	0.0
Motor vehicles and equipment.....	14	1	0.8	0.2	0.1	0.1	0.0	0.0
Motor vehicles.....	14	11	0.8	0.3	0.2	0.0	-0.1	0.0
Passenger cars and chassis.....	14	1101	-2.0	0.1	0.0	-0.2	0.0	0.0
Passenger cars and chassis.....	14	110131	-2.0	0.1	0.0	-0.2	0.0	0.0
Motorcycles, including three-wheel motorbikes, motorscooters, mopeds, and parts.....	14	1104	2.5	0.1	0.0	2.0	0.0	0.0
Motorcycles, including three-wheel motorbikes, motorscooters, mopeds, and parts.....	14	110401	2.5	0.1	0.0	2.0	0.0	0.0
Trucks, truck tractors, & bus chassis 14,000 lb or less, incl. minivans & suvs.....	14	1105	1.3	0.3	0.2	0.0	-0.2	-0.1
Trucks, truck tractors, & bus chassis 14,000 lb or less, incl. minivans & suvs.....	14	110571	1.3	0.3	0.2	0.0	-0.2	-0.1
Trucks, over 14,000 lbs GVW.....	14	1106	1.8	0.6	0.0	0.0	0.0	0.2
Trucks, over 14,000 lbs GVW.....	14	110684	1.8	0.6	0.0	0.0	0.0	0.2
Truck, truck tractors, and bus chassis (chassis of own manufacture) 14,001 to 33,000 lbs.....	14	1106841	2.2	0.0	0.0	0.0	0.1	0.2
Buses, including military and firefighting vehicles (chassis of own manufacture).....	14	1106843	2.8	0.9	0.0	0.0	0.0	0.2
Motor vehicles parts.....	14	12	0.9	0.2	0.1	0.1	0.1	0.0
Motor vehicles parts.....	14	1205	0.9	0.2	0.1	0.1	0.1	0.0
Gasoline engines and engine parts, excl. carburetors, pistons, and valves.....	14	120501	-0.3	0.0	0.1	0.9	0.0	-0.1
Motor vehicle steering and suspension parts.....	14	120502	0.4	-1.4	0.2	-0.1	0.4	-0.6
Motor vehicle transmission and power train.....	14	120503	1.8	0.2	0.0	-0.2	0.3	0.0
Motor vehicle drive train components, except wheels and brakes, new.....	14	1205031	1.6	0.0	0.0	-0.2	0.3	0.0
Motor vehicle transmissions except auxiliary and parts, new.....	14	12050310	1.7	2.6	-0.1	-0.4	-0.1	0.0
Parts for manual and automatic transmissions, new.....	14	12050313	0.7	-0.7	0.0	0.0	0.0	0.1
Other motor vehicle drive train components, except wheels and brakes, new.....	14	12050315	1.8	0.2	0.4	0.0	0.7	-0.2
Motor vehicle drive train components, rebuilt.....	14	1205033	6.1	3.4	0.0	0.0	0.0	0.0
Motor vehicle brake systems.....	14	120504	0.8	3.0	-0.1	0.3	-1.5	0.4
Motor vehicle brake parts and assemblies, new.....	14	1205041	1.0	3.3	-0.2	0.3	-1.5	0.4
Motor vehicle drum brake assemblies and parts, new.....	14	1205041A	0.0	4.0	-0.3	0.8	-1.4	0.0
Other motor vehicle brake parts and assemblies, new.....	14	1205041B	3.7	1.0	-0.1	0.2	0.2	1.0
Motor vehicle disc brake assemblies and parts, new.....	14	1205041C	-2.1	6.3	0.0	0.0	-4.2	0.0
Filters for internal combustion engines and motor vehicles.....	14	120505	0.7	0.0	0.0	0.0	0.0	0.3
Other motor vehicle parts.....	14	120508	1.5	0.2	0.2	-0.1	0.0	0.1
Vehicle seating and interior trim.....	14	120511	0.3	0.0	0.1	0.3	0.2	0.1
Automobile trimmings.....	14	1205111	1.2	0.0	0.1	0.4	0.7	0.0
Seats for public conveyance and aircraft.....	14	1205113	0.1	0.0	0.2	0.6	0.0	0.1
Carburetors, pistons, piston rings, and valves.....	14	120513	4.6	0.9	0.4	-0.1	0.0	0.0
Motor vehicle electrical and electronic equipment.....	14	120514	1.5	0.4	0.4	0.0	0.2	0.0
Vehicular lighting equipment.....	14	1205141	2.0	0.3	1.8	0.1	-0.1	0.0
Other motor vehicle electrical and electronic equipment.....	14	1205142	1.3	0.4	0.0	0.0	0.3	0.0
Battery charging alternators, generators, and regulators.....	14	12051422	1.3	0.1	0.1	0.2	0.5	0.0
Parts for electrical and electronic engine equipment.....	14	12051424	6.8	0.1	0.0	0.0	6.1	0.0
All other miscellaneous non-engine electrical and electronic equipment.....	14	12051425	0.0	0.0	0.0	0.0	0.1	0.0
All other miscellaneous complete engine electrical equipment, including spark plugs.....	14	12051426	2.7	1.9	0.0	0.0	-1.0	0.0

See footnotes at end of table.

Table 7. Producer price index percentage changes for commodity and service groupings and individual items, not seasonally adjusted — Continued
 [May 2024]

Title	Commodity code		Unadjusted 12-month percent change ¹	Unadjusted 1-month percent change ¹				
	Group code	Item code	May 2023 to May 2024 ^P	Dec. to Jan.	Jan. to Feb. ^P	Feb. to Mar. ^P	Mar. to Apr. ^P	Apr. to May ^P
Truck and bus bodies.....	14	13	2.2	0.7	0.0	0.2	0.0	-0.8
Truck and bus bodies sold separately.....	14	1301	2.5	0.9	0.0	0.2	0.0	-1.1
Other truck and vehicle bodies, sold separately.....	14	13015	0.6	0.2	0.0	0.3	0.0	-1.6
Dump truck bodies, sold separately.....	14	130151	—	0.0	0.0	0.0	—	—
All other truck and vehicle bodies, sold separately.....	14	130152	-0.2	0.3	0.0	0.5	0.0	-2.3
Service truck bodies, sold separately.....	14	130153	3.2	0.0	0.0	0.0	0.0	-0.1
Complete vehicles on purchased chassis.....	14	1302	1.7	0.2	0.1	0.1	0.0	0.1
Buses and firefighting vehicles, complete, produced on purchased chassis.....	14	13027	1.0	0.0	0.1	0.1	0.0	0.2
Buses and firefighting vehicles, complete, produced on purchased chassis.....	14	130275	1.0	0.0	0.1	0.1	0.0	0.2
Other trucks and vehicles, complete, produced on purchased chassis, except upfitting trucks.....	14	130294	4.5	0.7	0.0	0.3	0.0	0.2
Truck trailers.....	14	14	-1.5	-0.3	0.6	-0.1	-0.4	0.0
Truck trailers.....	14	1406	-1.5	-0.3	0.6	-0.1	-0.4	0.0
Truck trailers and chassis, axle rating 10,000 lb or more.....	14	140602	-1.7	-0.4	0.6	-0.1	-0.4	-0.1
Truck trailers and chassis, axle rating less than 10,000 lb.....	14	140603	0.8	0.8	0.0	0.0	0.0	0.0
Motor homes, built on purchased chassis.....	14	15	0.9	0.0	0.0	0.0	0.2	0.0
Motor homes, built on purchased chassis.....	14	1501	0.9	0.0	0.0	0.0	0.2	0.0
Motor homes, built on purchased chassis.....	14	150101	0.9	0.0	0.0	0.0	0.2	0.0
Travel trailers and campers.....	14	16	0.6	0.0	0.0	0.0	0.0	0.0
Travel trailers.....	14	1601	0.3	0.0	0.0	0.0	0.0	0.0
Travel trailers.....	14	160101	0.3	0.0	0.0	0.0	0.0	0.0
Conventional travel trailers.....	14	1601016	0.7	0.0	0.0	0.0	0.0	0.0
Camping trailers, campers, pick-up covers, and parts.....	14	1602	1.8	0.0	0.0	0.0	0.0	0.0
Camping trailers, campers, pick-up covers, and parts.....	14	160201	1.8	0.0	0.0	0.0	0.0	0.0
Other parts and components, excluding appliances and furnishings.....	14	1602013	2.2	0.0	0.0	0.0	0.0	0.0
Truck campers, caps, box covers, and fold-down camping trailers.....	14	1602014	0.9	0.0	0.0	0.0	0.0	0.0
Aircraft and aircraft equipment.....	14	2	3.6	0.6	0.4	0.1	0.4	0.1
Aircraft.....	14	21	3.9	0.6	0.3	0.2	0.2	0.2
Civilian aircraft.....	14	2102	2.7	0.5	0.4	0.2	0.2	0.2
Civilian aircraft.....	14	210206	2.7	0.5	0.4	0.2	0.2	0.2
Military aircraft.....	14	2104	7.0	0.9	0.0	0.0	0.0	0.0
Military aircraft.....	14	210401	7.0	0.9	0.0	0.0	0.0	0.0
Aircraft engine and engine parts.....	14	23	3.7	0.8	0.8	0.0	0.3	0.2
Aircraft engine and engine parts.....	14	2301	3.7	0.8	0.8	0.0	0.3	0.2
Aircraft engine and engine parts.....	14	230101	3.7	0.8	0.8	0.0	0.3	0.2
Aeronautical services on aircraft engines.....	14	2301015	13.4	-0.2	4.5	0.0	0.0	0.0
Aircraft engine parts and accessories.....	14	2301017	4.4	1.9	0.3	0.0	0.5	0.4
Parts and accessories for military aircraft engines.....	14	23010175	2.7	0.6	0.0	0.0	0.1	1.1
Parts and accessories for civilian aircraft engines.....	14	23010177	5.3	2.6	0.5	0.1	0.6	0.0
Other aircraft parts and equipment.....	14	25	2.6	0.5	0.3	0.0	1.1	0.0
Other aircraft parts and equipment.....	14	2501	2.6	0.5	0.3	0.0	1.1	0.0
Aircraft propellers and helicopter rotors.....	14	250102	1.3	0.0	0.0	0.1	0.6	0.0
Aircraft parts and auxiliary equipment.....	14	250103	2.7	0.5	0.4	0.0	1.2	0.0
Aircraft landing gear for civilian and military aircraft.....	14	2501032	5.3	4.4	0.8	0.0	0.0	0.1
Other aircraft subassemblies and parts for military aircraft.....	14	2501033	2.3	0.3	1.4	0.0	0.0	0.0
Other aircraft subassemblies and parts for civilian aircraft.....	14	2501034	2.7	0.3	0.2	0.0	1.5	0.0
Ships and boats.....	14	3	2.5	0.2	0.1	0.1	0.2	0.2
Ships.....	14	31	2.1	0.0	0.3	0.0	0.3	0.2
Military self-propelled ships, new construction.....	14	3102	2.1	0.0	0.4	0.0	0.4	0.2
Military self-propelled ships, new construction.....	14	310201	2.1	0.0	0.4	0.0	0.4	0.2
Nonmilitary self-propelled ships, new construction.....	14	3103	4.9	0.0	0.0	0.0	0.0	0.0
Nonmilitary self-propelled ships, new construction.....	14	310301	4.9	0.0	0.0	0.0	0.0	0.0
Boats.....	14	32	3.0	0.4	-0.1	0.1	0.2	0.2
Outboard motorboats, including commercial and military (except sailboats and lifeboats).....	14	3201	3.0	0.4	-0.1	0.2	0.2	0.3
Outboard motorboats, wood or metal, incl. comm. and military (exc. sailboats and lifeboats).....	14	320107	0.8	0.2	-1.3	0.3	0.5	0.1
Outboard motorboats, plastics/fiberglass, incl. comm. and mil. (exc. sailboats and lifeboats).....	14	320108	4.2	0.5	0.5	0.1	0.0	0.3
Inboard motorboats, including commercial and military (except sailboats and lifeboats).....	14	3202	4.4	-0.2	0.4	0.0	0.7	0.0

See footnotes at end of table.

Table 7. Producer price index percentage changes for commodity and service groupings and individual items, not seasonally adjusted — Continued
 [May 2024]

Title	Commodity code		Unadjusted 12-month percent change ¹	Unadjusted 1-month percent change ¹				
	Group code	Item code		May 2023 to May 2024 ^P	Dec. to Jan.	Jan. to Feb. ^P	Feb. to Mar. ^P	Mar. to Apr. ^P
Inboard cabin cruisers, including commercial and military (except sailboats and lifeboats).....	14	320206	5.3	0.7	0.5	0.1	0.2	0.0
Other inboard motorboats, including commercial and military (except sailboats and lifeboats).....	14	320207	2.3	-2.5	0.0	0.0	2.1	0.0
Inboard-outdrive boats, including commercial and military (except sailboats and lifeboats).....	14	3203	2.6	0.0	-0.4	0.0	-0.5	0.2
All other inboard-outdrive boats, incl. comm. and military (except sailboats and lifeboats).....	14	320310	2.5	0.0	-0.4	0.0	-0.4	0.2
All other boats (excluding military and commercial).....	14	3204	2.3	1.4	0.0	0.0	0.0	0.0
All other boats (excluding military and commercial).....	14	320406	2.3	1.4	0.0	0.0	0.0	0.0
Railroad equipment.....	14	4	0.9	0.1	0.1	0.1	0.0	0.0
Railroad cars and locomotives.....	14	44	0.5	0.0	0.0	0.0	0.0	0.0
Railroad cars and locomotives.....	14	4401	0.5	0.0	0.0	0.0	0.0	0.0
Railroad cars.....	14	440102	1.2	0.1	0.0	0.0	0.0	0.0
Railway maintenance of way equipment and parts.....	14	45	2.0	0.2	0.4	0.3	0.0	0.0
Railway maintenance of way equipment and parts.....	14	4501	2.0	0.2	0.4	0.3	0.0	0.0
Air brake and other brake equipment.....	14	450101	-0.1	0.0	0.0	0.3	-0.1	0.0
Transportation equipment, n.e.c.....	14	9	-1.8	-0.4	-0.1	-1.2	0.0	0.0
Transportation equipment, n.e.c.....	14	91	-1.8	-0.4	-0.1	-1.2	0.0	0.0
Other transportation equipment, incl. golf carts, vehicle trailers, and all-terrain vehicles.....	14	9111	-1.8	-0.4	-0.1	-1.2	0.0	0.0
Automobile and light truck trailers.....	14	911104	-1.1	-1.7	-0.3	0.0	0.0	0.0
All other miscellaneous transportation equipment, including all-terrain vehicles.....	14	911105	-2.3	0.2	0.0	-2.0	0.0	0.0
All-terrain vehicles and parts.....	14	9111051	-0.4	0.4	0.0	-0.8	0.0	0.0
All other miscellaneous transportation equipment and parts.....	14	9111052	-3.3	0.1	0.0	-2.7	0.0	0.0
Miscellaneous products.....	15	—	6.1	0.5	0.9	0.4	0.3	1.4
Toys, sporting goods, small arms, etc.....	15	1	8.7	1.4	0.2	1.2	0.0	1.2
Toys, games, and children's vehicles.....	15	11	0.2	0.1	0.0	0.0	0.0	0.0
Toys, games, and children's vehicles.....	15	1101	0.2	0.1	0.0	0.0	0.0	0.0
Nonelectronic games and puzzles (excl. toys), and electronic toys (incl. parts).....	15	110152	0.0	0.0	0.0	0.0	0.0	0.0
Nonelectronic games and puzzles, including parts.....	15	1101521	0.0	0.0	0.0	0.0	0.0	0.0
Other nonelectronic toys, including parts.....	15	110154	0.2	0.2	0.0	0.0	0.0	0.0
Models, science & craft kits/supply, & collectors' miniatures.....	15	110155	2.8	2.1	0.0	0.0	-0.2	0.0
Sporting and athletic goods.....	15	12	13.6	1.2	0.3	2.0	0.0	2.0
Sporting and athletic goods.....	15	1201	13.6	1.2	0.3	2.0	0.0	2.0
Golf equipment, excluding apparel and shoes.....	15	120127	45.1	0.2	0.0	6.3	0.0	6.0
Bicycles, adult tricycles, unicycles and parts.....	15	120182	1.3	0.2	1.3	0.0	0.0	0.0
Playground equipment.....	15	120185	4.4	3.1	0.0	0.0	0.0	0.0
Gymnasium and exercise equipment.....	15	120192	0.8	0.0	1.0	0.0	0.0	0.0
Other sporting and athletic goods.....	15	120193	2.3	2.3	0.0	0.0	0.0	0.0
Small arms and ammunition.....	15	13	1.9	2.2	0.0	0.0	0.0	0.0
Small arms.....	15	1301	0.1	0.1	0.0	0.0	0.0	0.0
Single barrel shotguns, other small firearms n.e.c., and parts & attachments for small arms.....	15	130128	0.4	0.4	0.0	0.0	0.0	0.0
Small arms ammunition.....	15	1302	5.2	5.9	0.0	0.1	0.0	0.0
Small arms cartridges and shells.....	15	130281	6.0	6.9	0.0	0.1	0.0	0.0
Other ammunition products.....	15	130282	—	2.2	0.0	0.0	0.0	—
Tobacco products, incl. stemmed & redried.....	15	2	11.5	0.8	2.1	0.0	0.1	3.1
Cigarettes, excluding electronic.....	15	21	12.7	0.8	2.4	0.0	0.0	3.3
Cigarettes, excluding electronic.....	15	2101	12.7	0.8	2.4	0.0	0.0	3.3
Cigarettes, excluding electronic.....	15	210105	12.7	0.8	2.4	0.0	0.0	3.3
Stemmed and redried tobacco.....	15	24	2.1	0.4	0.0	1.6	0.0	-0.2
Stemmed and redried tobacco.....	15	2402	2.1	0.4	0.0	1.6	0.0	-0.2
Stemmed and redried tobacco.....	15	240208	2.1	0.4	0.0	1.6	0.0	-0.2
Tobacco, unstemmed leaf, redried before packing.....	15	2402081	3.6	0.4	0.0	2.9	0.0	-0.3
Tobacco, stemmed.....	15	2402084	0.2	0.4	0.0	0.0	0.0	0.0
Other tobacco products.....	15	25	5.2	0.6	0.5	0.0	1.2	1.9
Other tobacco products.....	15	2501	5.2	0.6	0.5	0.0	1.2	1.9
Other tobacco products.....	15	250101	5.2	0.6	0.5	0.0	1.2	1.9
Cigars.....	15	2501011	5.9	0.0	0.0	0.0	0.2	3.3
Chewing and smoking tobacco.....	15	2501014	5.1	0.8	0.6	0.0	1.4	1.6

See footnotes at end of table.

Table 7. Producer price index percentage changes for commodity and service groupings and individual items, not seasonally adjusted — Continued
 [May 2024]

Title	Commodity code		Unadjusted 12-month percent change ¹	Unadjusted 1-month percent change ¹				
	Group code	Item code		May 2023 to May 2024 ^P	Dec. to Jan.	Jan. to Feb. ^P	Feb. to Mar. ^P	Mar. to Apr. ^P
Notions.....	15	3	3.7	0.0	0.1	0.0	0.0	0.0
Fasteners, zippers, buttons, needles, pins, and buckles.....	15	32	3.7	0.0	0.1	0.0	0.0	0.0
Fasteners, zippers, buttons, needles, pins, and buckles.....	15	3201	3.7	0.0	0.1	0.0	0.0	0.0
Fasteners, zippers, buttons, needles, pins, and buckles (except precious metal).....	15	320100	3.7	0.0	0.1	0.0	0.0	0.0
Photographic equipment and supplies.....	15	4	4.1	-5.7	3.4	0.4	3.1	1.8
Photographic supplies.....	15	42	3.2	-8.8	4.4	0.4	4.0	2.4
Photographic supplies.....	15	4206	3.2	-8.8	4.4	0.4	4.0	2.4
Photographic supplies.....	15	420601	3.2	-8.8	4.4	0.4	4.0	2.4
Prepared photographic chemicals.....	15	4206011	-2.2	0.2	0.0	0.0	0.6	0.0
Photographic sensitized film, plates, paper, & cloth.....	15	4206012	5.2	-12.0	6.3	0.6	5.4	3.2
Photographic sensitized film, plates, paper, & cloth, silver-halide-type (excl X-ray).....	15	42060121	5.4	-14.1	7.5	-	-	3.8
Photographic sensitized film, plates, paper & cloth, other than silver-halide-type (incl X-ray).....	15	42060122	3.9	0.0	0.0	3.9	2.7	0.0
Mobile homes.....	15	5	-0.6	0.0	0.2	0.0	0.5	0.5
Manufactured homes (mobile homes), all sizes (incl. multisection).....	15	53	-0.6	0.0	0.2	0.0	0.5	0.5
Manufactured mobile homes and nonresidential mobile buildings.....	15	5303	-0.6	0.0	0.2	0.0	0.5	0.5
Manufactured homes (mobile homes), all width sizes (incl. multisection).....	15	530301	-0.6	0.0	0.2	0.0	0.5	0.5
Medical, surgical & personal aid devices.....	15	6	3.2	0.8	0.4	0.2	0.3	0.3
Surgical and medical instruments.....	15	62	2.4	1.3	0.0	0.6	0.0	0.0
Surgical and medical instruments.....	15	6201	2.4	1.3	0.0	0.6	0.0	0.0
Surgical and medical instruments.....	15	620103	2.4	1.3	0.0	0.6	0.0	0.0
Surgical and medical catheters.....	15	6201031	4.1	3.0	0.0	1.2	0.0	0.0
Orthopedic and surgical instruments.....	15	6201033	2.6	0.2	0.1	2.0	0.0	0.0
Other surgical and medical apparatus and instruments, excluding parts.....	15	6201037	2.6	2.6	0.0	-0.4	0.0	0.0
Parts for surgical and medical apparatus and instruments.....	15	6201038	1.3	1.6	0.0	-0.7	0.0	0.0
Medical and surgical appliances and supplies.....	15	63	3.4	0.1	0.4	-0.2	0.9	0.8
Medical and surgical appliances and supplies.....	15	6301	3.4	0.1	0.4	-0.2	0.9	0.8
Medical and surgical appliances and supplies.....	15	630104	3.4	0.1	0.4	-0.2	0.9	0.8
Artificial joints and limbs.....	15	6301041	-	-1.3	0.1	-0.9	0.6	-
Other orthopedic and prosthetic appliances.....	15	6301042	1.2	0.0	0.0	-0.1	0.2	0.6
All other surgical and medical items.....	15	6301044	4.1	0.3	0.6	-0.1	1.1	0.3
Ophthalmic goods.....	15	64	8.2	0.7	2.9	0.0	0.0	0.0
Ophthalmic goods.....	15	6401	8.2	0.7	2.9	0.0	0.0	0.0
Dental equipment and supplies.....	15	65	3.0	0.9	0.3	0.0	0.1	0.1
Dental equipment and supplies.....	15	6501	3.0	0.9	0.3	0.0	0.1	0.1
Dental equipment and supplies.....	15	650107	3.0	0.9	0.3	0.0	0.1	0.1
Professional dental equipment and supplies.....	15	6501071	2.5	1.0	0.3	0.0	0.0	0.1
Professional dental equipment.....	15	65010713	2.1	1.0	0.1	0.0	0.0	0.0
Professional dental supplies.....	15	65010714	3.4	1.2	0.8	-0.1	0.1	0.2
Other industrial safety equipment.....	15	7	4.3	1.2	0.2	0.4	0.0	0.6
Personal safety equipment and clothing.....	15	71	4.3	1.2	0.2	0.4	0.0	0.6
Personal safety equipment and clothing.....	15	7108	4.3	1.2	0.2	0.4	0.0	0.6
Personal safety equipment and clothing.....	15	710802	4.3	1.2	0.2	0.4	0.0	0.6
Other miscellaneous products.....	15	9	3.5	0.1	0.2	1.0	0.4	1.1
Burial caskets.....	15	91	-0.5	1.5	0.0	0.0	0.1	0.0
Burial caskets.....	15	9101	-0.5	1.5	0.0	0.0	0.1	0.0
Burial caskets.....	15	910109	-0.5	1.5	0.0	0.0	0.1	0.0
Metal burial caskets & coffins, completely lined & trimmed, adult sizes.....	15	9101091	-1.4	0.0	0.0	0.0	0.2	0.0
Musical instruments.....	15	93	1.3	0.1	0.0	0.0	0.3	0.0
Musical instruments.....	15	9301	1.3	0.1	0.0	0.0	0.3	0.0
Nonelectronic pianos, organs, and nonelectronic piano and organ parts, excluding benches.....	15	930113	-	0.0	0.0	0.0	0.0	-
Other musical instruments and parts.....	15	930117	1.4	0.1	0.0	0.0	0.3	0.0
Other nonelectronic musical instruments.....	15	9301172	2.2	0.4	0.0	0.0	1.4	0.0
Other musical instrument parts & accessories, sold separately, excl. benches & instrument cases.....	15	9301173	-	0.0	0.0	0.0	0.0	0.0
Jewelry and jewelry products.....	15	94	4.2	0.5	0.0	1.2	1.6	0.5

See footnotes at end of table.

Table 7. Producer price index percentage changes for commodity and service groupings and individual items, not seasonally adjusted — Continued
 [May 2024]

Title	Commodity code		Unadjusted 12-month percent change ¹	Unadjusted 1-month percent change ¹				
	Group code	Item code		May 2023 to May 2024 ^P	Dec. to Jan.	Jan. to Feb. ^P	Feb. to Mar. ^P	Mar. to Apr. ^P
Jewelry (gold and platinum) and silverware.....	15	9402	5.9	0.5	-0.2	1.9	2.3	1.1
Jewelry, gold and platinum.....	15	940222	5.9	0.5	-0.2	1.9	2.3	1.1
Costume jewelry and novelties.....	15	9404	-0.4	0.6	0.0	0.0	0.0	-1.1
Costume jewelry and novelties.....	15	940415	-0.4	0.6	0.0	0.0	0.0	-1.1
All other jewelry and personal goods (excluding costume).....	15	9407	3.2	0.0	0.6	0.5	1.6	0.5
All other jewelry and personal goods (excluding costume).....	15	940714	3.2	0.0	0.6	0.5	1.6	0.5
Jewelers' material and lapidary work.....	15	9408	4.9	0.4	-0.4	0.7	0.8	0.3
Pens, pencils, and marking devices.....	15	95	1.1	0.6	0.0	0.0	0.8	0.0
Pens, markers, mechanical pencils, and associated parts.....	15	9502	-	1.2	-0.2	0.0	2.6	-
Pens, markers, mechanical pencils, and associated parts.....	15	950210	-	1.2	-0.2	0.0	2.6	-
Lead pencils, art goods, office supplies and small office equipment, excluding paper.....	15	9503	0.5	0.5	0.0	0.0	0.0	0.0
Lead pencils, art goods, office supplies and small office equipment, excluding paper.....	15	950307	0.5	0.5	0.0	0.0	0.0	0.0
Marking devices.....	15	9504	2.2	0.0	0.2	0.0	0.4	0.0
Marking devices.....	15	950406	2.2	0.0	0.2	0.0	0.4	0.0
Brooms and brushes.....	15	97	2.3	0.5	0.2	0.0	0.1	0.0
Brooms, brushes and mops.....	15	9705	2.3	0.5	0.2	0.0	0.1	0.0
Brooms, mops, and dusters.....	15	970501	4.2	1.2	0.0	0.0	0.0	0.0
Brooms.....	15	9705011	6.9	0.5	0.0	0.0	0.0	0.0
Mops and dusters, including refills.....	15	9705012	1.9	1.9	0.0	0.0	0.0	0.0
Paint and varnish brushes and rollers.....	15	970502	1.4	-0.1	1.5	0.0	0.0	0.0
Paint and varnish brushes.....	15	9705021	3.0	0.0	3.0	0.0	0.0	0.0
Paint holders, pads, roller frames, and rollers.....	15	9705022	0.0	-0.1	0.1	0.0	0.0	0.0
Other brushes, excl. paint and varnish brushes.....	15	970503	1.6	0.4	-0.1	0.0	0.1	0.0
Personal brushes.....	15	9705031	-	0.0	0.0	0.0	-	-
Brushes, other than personal.....	15	9705032	2.7	0.6	-0.1	0.0	0.0	0.0
Miscellaneous products, n.e.c.....	15	9A	4.1	-0.1	0.3	1.3	0.1	1.6
Candles.....	15	9A01	1.8	1.8	0.0	0.0	0.0	0.0
Candles.....	15	9A0101	1.8	1.8	0.0	0.0	0.0	0.0
Signs and advertising displays.....	15	9A04	7.4	1.1	0.5	2.1	0.2	2.0
Non-electric signs and displays.....	15	9A0402	7.9	1.8	0.9	1.0	0.4	1.2
All other miscellaneous fabricated products and recyclable materials.....	15	9A09	-1.0	-2.5	0.0	0.1	0.0	1.2
Other miscellaneous fabricated products.....	15	9A0901	2.2	0.4	0.0	0.1	0.0	1.1
Reproduction of audio and video media and software.....	15	9D	1.5	0.0	-0.1	0.1	0.5	0.6
Reproduction of audio and video media and software.....	15	9D01	1.5	0.0	-0.1	0.1	0.5	0.6
Services²								
Transportation services.....	30	-	1.0	0.4	0.7	0.6	0.0	-1.1
Transportation of freight and mail.....	30	1	1.7	0.8	0.5	-0.3	0.5	-0.2
Rail transportation of freight and mail.....	30	11	2.9	1.1	-1.4	-0.1	0.9	0.2
Rail transportation of freight and mail.....	30	1101	2.9	1.1	-1.4	-0.1	0.9	0.2
Rail transportation of freight and mail.....	30	110101	2.9	1.1	-1.4	-0.1	0.9	0.2
Truck transportation of freight.....	30	12	-1.0	-0.2	0.7	-0.5	0.6	-0.6
Local motor carrying.....	30	1201	3.2	0.5	0.3	0.7	1.2	-0.1
Local motor carrying.....	30	120101	3.2	0.5	0.3	0.7	1.2	-0.1
Long-distance motor carrying.....	30	1202	-2.4	-0.4	0.8	-0.8	0.4	-0.8
Long-distance motor carrying.....	30	120201	-2.4	-0.4	0.8	-0.8	0.4	-0.8
Water transportation of freight.....	30	13	2.8	1.0	0.2	0.0	0.2	0.8
Deep sea water transportation of freight.....	30	1301	-4.6	2.9	-0.7	-0.1	-0.5	-0.1
Deep sea water transportation of freight.....	30	130101	-4.6	2.9	-0.7	-0.1	-0.5	-0.1
Coastal and intercoastal water transportation of freight.....	30	1302	12.3	-0.1	0.6	-0.5	0.6	2.4
Coastal and intercoastal water transportation of freight.....	30	130201	12.3	-0.1	0.6	-0.5	0.6	2.4
Great Lakes-St Lawrence Seaway water transportation of freight.....	30	1303	4.1	-0.9	-0.3	1.7	2.7	-0.8
Great lakes-St Lawrence Seaway water transportation of freight.....	30	130301	4.1	-0.9	-0.3	1.7	2.7	-0.8
Inland waterways transportation of freight.....	30	1304	4.9	-0.2	1.5	0.5	0.5	0.6
Inland waterways transportation of freight.....	30	130401	4.9	-0.2	1.5	0.5	0.5	0.6
Air transportation of freight.....	30	14	4.3	-3.4	-0.1	1.2	3.8	-0.3
Air transportation of freight.....	30	1401	4.3	-3.4	-0.1	1.2	3.8	-0.3
Air transportation of freight, domestic.....	30	140102	-0.7	-0.1	-0.4	0.0	-0.5	-0.5
Air transportation of freight, international.....	30	140103	13.0	-8.9	0.4	3.4	11.4	0.0
Courier, messenger, and U.S. postal services.....	30	16	5.9	3.1	1.1	-0.1	0.0	0.2
U.S. Postal Service.....	30	1601	7.1	0.0	3.2	0.0	0.0	0.0

See footnotes at end of table.

Table 7. Producer price index percentage changes for commodity and service groupings and individual items, not seasonally adjusted — Continued
 [May 2024]

Title	Commodity code		Unadjusted 12-month percent change ¹	Unadjusted 1-month percent change ¹				
	Group code	Item code		May 2023 to May 2024 ^P	Dec. to Jan.	Jan. to Feb. ^P	Feb. to Mar. ^P	Mar. to Apr. ^P
Mailing services (market dominant services).....	30	160107	8.4	0.0	2.5	0.0	0.0	0.0
First class mail.....	30	1601071	7.6	0.0	2.4	0.0	0.0	0.0
Periodicals mail.....	30	1601072	9.9	0.0	1.7	0.0	0.0	0.0
Standard class mail.....	30	1601073	9.7	0.0	3.0	0.0	0.0	0.0
Package services mail.....	30	1601074	7.2	0.0	1.8	0.0	0.0	0.0
Special services and fees.....	30	1601075	8.3	0.0	2.1	0.0	0.0	0.0
Shipping services (competitive services).....	30	160108	4.0	0.0	4.8	0.0	0.0	0.0
Courier and messenger services, except air.....	30	1602	4.8	4.4	-0.3	0.1	0.1	0.4
Courier and messenger services, except air.....	30	160201	4.8	4.4	-0.3	0.1	0.1	0.4
Air mail and package delivery services, excluding by USPS.....	30	1603	6.1	5.1	0.9	-0.6	-0.1	0.0
Air mail and package delivery services, excluding by USPS.....	30	160301	6.1	5.1	0.9	-0.6	-0.1	0.0
Pipeline transportation.....	30	17	3.2	0.1	-0.7	0.0	1.5	0.1
Pipeline transportation of petroleum products.....	30	1701	10.4	0.4	0.1	0.0	0.0	0.1
Pipeline transportation of crude petroleum.....	30	170101	9.8	0.7	0.1	0.0	0.0	0.3
Pipeline transportation of refined petroleum products.....	30	170102	10.9	0.1	0.1	0.0	0.0	0.0
Pipeline transportation of natural gas.....	30	1702	-1.9	-0.1	-1.3	0.0	2.7	0.0
Pipeline transportation of natural gas.....	30	170201	-1.9	-0.1	-1.3	0.0	2.7	0.0
Transportation of passengers (partial).....	30	2	-2.3	-1.2	1.5	4.2	-2.1	-4.9
Rail transportation of passengers.....	30	21	0.0	0.0	0.0	0.0	0.0	0.0
Rail transportation of passengers.....	30	2101	0.0	0.0	0.0	0.0	0.0	0.0
Rail transportation of passengers.....	30	210101	0.0	0.0	0.0	0.0	0.0	0.0
Airline passenger services.....	30	22	-2.3	-1.2	1.5	4.2	-2.1	-5.0
Airline passenger services.....	30	2201	-2.3	-1.2	1.5	4.2	-2.1	-5.0
Airline passenger services, domestic.....	30	220101	-0.1	-1.3	4.1	1.7	-2.0	-3.6
Airline passenger services, international.....	30	220102	-8.4	-0.9	-6.1	12.1	-2.5	-9.1
Services related to transportation activities.....	31	—	8.4	-0.5	0.7	-0.6	1.2	3.4
Services related to water transportation.....	31	1	4.8	1.0	0.8	0.8	0.1	0.0
Towing, tugging, docking, and related services.....	31	11	4.4	1.6	0.4	0.1	0.4	0.1
Towing, tugging, docking and related services.....	31	1101	4.4	1.6	0.4	0.1	0.4	0.1
Towing, tugging, docking and related services.....	31	110101	4.4	1.6	0.4	0.1	0.4	0.1
Operation of port waterfront terminals.....	31	12	5.1	1.6	2.1	1.1	-0.7	0.0
Operation of port waterfront terminals.....	31	1201	5.1	1.6	2.1	1.1	-0.7	0.0
Operation of port waterfront terminals.....	31	120101	5.1	1.6	2.1	1.1	-0.7	0.0
Marine cargo handling.....	31	13	5.1	0.2	0.4	1.2	0.1	0.0
Marine cargo handling.....	31	1301	5.1	0.2	0.4	1.2	0.1	0.0
Marine cargo handling.....	31	130101	5.1	0.2	0.4	1.2	0.1	0.0
Services related to air transportation.....	31	2	7.1	0.5	0.0	2.5	0.0	0.5
Other airport operations, excluding aircraft maintenance and repair.....	31	21	7.1	0.5	0.0	2.5	0.0	0.5
Other airport operations, excluding aircraft maintenance and repair.....	31	2101	7.1	0.5	0.0	2.5	0.0	0.5
Other airport operations, excluding aircraft maintenance and repair.....	31	210101	7.1	0.5	0.0	2.5	0.0	0.5
Other services related to transportation activities (partial).....	31	3	10.1	-1.3	1.1	-2.4	2.2	5.8
Arrangement of freight and cargo.....	31	31	19.5	-2.0	3.6	-4.0	3.7	9.3
Arrangement of freight and cargo.....	31	3101	19.5	-2.0	3.6	-4.0	3.7	9.3
Arrangement of freight and cargo.....	31	310101	19.5	-2.0	3.6	-4.0	3.7	9.3
Freight forwarding.....	31	32	-2.1	-0.4	-2.4	0.0	0.0	0.7
Freight forwarding.....	31	3201	-2.1	-0.4	-2.4	0.0	0.0	0.7
Freight forwarding.....	31	320101	-2.1	-0.4	-2.4	0.0	0.0	0.7
Warehousing, storage, and related services.....	32	—	4.1	0.5	2.1	1.0	1.5	-1.4
Warehousing, storage, and related services.....	32	1	4.1	0.5	2.1	1.0	1.5	-1.4
Warehousing, storage, and related services.....	32	11	4.1	0.5	2.1	1.0	1.5	-1.4
Warehousing, storage, and related services.....	32	1101	4.1	0.5	2.1	1.0	1.5	-1.4
Warehousing, storage, and related services.....	32	110101	4.1	0.5	2.1	1.0	1.5	-1.4
Publishing sales, excluding software.....	33	—	5.2	1.3	1.2	0.3	0.1	0.3
Book, periodical, and newspaper publishing sales and subscriptions.....	33	1	4.9	1.2	0.9	0.2	0.1	0.4
Sales of books.....	33	11	7.8	2.5	1.4	0.5	0.2	0.7
Sales of textbooks.....	33	1101	4.3	0.6	0.6	-0.7	0.6	0.0
Sales of textbooks.....	33	110101	4.3	0.6	0.6	-0.7	0.6	0.0
Sales of technical, scientific, and professional books.....	33	1102	11.6	4.9	3.4	2.1	0.3	0.0

See footnotes at end of table.

Table 7. Producer price index percentage changes for commodity and service groupings and individual items, not seasonally adjusted — Continued
 [May 2024]

Title	Commodity code		Unadjusted 12-month percent change ¹	Unadjusted 1-month percent change ¹				
	Group code	Item code		May 2023 to May 2024 ^P	Dec. to Jan.	Jan. to Feb. ^P	Feb. to Mar. ^P	Mar. to Apr. ^P
Sales of technical, scientific, and professional books.....	33	110201	11.6	4.9	3.4	2.1	0.3	0.0
Sales of religious books.....	33	1103	0.6	-1.9	4.1	-0.4	-3.4	3.7
Sales of religious books.....	33	110301	0.6	-1.9	4.1	-0.4	-3.4	3.7
Sales of general adult and juvenile books.....	33	1104	3.8	1.4	-1.2	-1.1	0.5	2.1
Sales of general adult and juvenile books.....	33	110402	3.8	1.4	-1.2	-1.1	0.5	2.1
Sales of general adult books.....	33	1104021	4.8	2.4	-2.9	-0.4	0.5	2.4
Sales of juvenile books.....	33	1104022	2.4	0.2	1.1	-2.1	0.5	1.7
Sales of general reference books.....	33	1105	12.7	0.3	0.4	-0.2	-0.3	0.3
Sales of general reference books.....	33	110501	12.7	0.3	0.4	-0.2	-0.3	0.3
Sales and subscriptions of periodicals and newspapers.....	33	12	2.3	0.0	0.4	0.0	0.0	0.0
Sales and subscriptions of periodicals.....	33	1201	0.3	0.0	0.2	0.0	0.0	0.0
Sales and subscriptions of periodicals.....	33	120101	0.3	0.0	0.2	0.0	0.0	0.0
Newspaper subscription and single copy sales.....	33	1202	3.8	0.0	0.5	0.0	0.0	0.0
Newspaper subscription and single copy sales.....	33	120205	3.8	0.0	0.5	0.0	0.0	0.0
Newspaper subscriptions, print and online bundled.....	33	1202051	8.7	0.1	5.9	0.1	0.2	0.1
Newspaper subscriptions, print only.....	33	1202052	3.3	0.0	0.0	0.0	0.0	0.0
Greeting card publishing sales.....	33	3	0.1	0.0	0.1	0.0	0.0	0.0
Greeting card publishing sales.....	33	31	0.1	0.0	0.1	0.0	0.0	0.0
Greeting card publishing sales.....	33	3101	0.1	0.0	0.1	0.0	0.0	0.0
Greeting card publishing sales.....	33	310101	0.1	0.0	0.1	0.0	0.0	0.0
Calendars, yearbooks, and other miscellaneous publishing sales.....	33	4	3.1	0.7	-0.3	0.1	0.0	0.2
Calendars, yearbooks, and other miscellaneous publishing sales.....	33	41	3.1	0.7	-0.3	0.1	0.0	0.2
Calendars, yearbooks, and other miscellaneous publishing sales.....	33	4101	3.1	0.7	-0.3	0.1	0.0	0.2
Calendars, yearbooks, and other miscellaneous publishing sales.....	33	410101	3.1	0.7	-0.3	0.1	0.0	0.2
Directory, mailing list, and related compilations publishing sales.....	33	6	7.8	1.9	3.1	0.7	0.2	0.3
Directory, mailing list, and related compilations publishing sales.....	33	61	7.8	1.9	3.1	0.7	0.2	0.3
Directory, mailing list, and related compilations publishing sales.....	33	6101	7.8	1.9	3.1	0.7	0.2	0.3
Directory, mailing list, and related compilations publishing sales.....	33	610101	7.8	1.9	3.1	0.7	0.2	0.3
Software publishing.....	34	—	3.8	-1.8	-0.1	0.3	1.2	0.2
System software publishing.....	34	1	3.4	-4.5	0.4	0.9	1.9	-0.1
System software publishing.....	34	11	3.4	-4.5	0.4	0.9	1.9	-0.1
System software publishing.....	34	1101	3.4	-4.5	0.4	0.9	1.9	-0.1
System software publishing.....	34	110101	3.4	-4.5	0.4	0.9	1.9	-0.1
Application software publishing.....	34	2	4.2	1.2	-0.7	-0.3	0.5	0.5
Application software publishing.....	34	21	4.2	1.2	-0.7	-0.3	0.5	0.5
Desktop and portable device application software publishing.....	34	2101	1.2	2.2	1.9	0.3	-0.6	-1.0
Desktop and portable device application software publishing.....	34	210101	1.2	2.2	1.9	0.3	-0.6	-1.0
Application software publishing, cross-industry, vertical market, utilities, and other.....	34	2103	0.9	0.9	-1.3	0.1	0.6	1.6
Application software publishing, cross-industry, vertical market, utilities, and other.....	34	210301	0.9	0.9	-1.3	0.1	0.6	1.6
Application software publishing, game software.....	34	2104	23.1	0.2	-3.4	-2.6	2.1	0.0
Application software publishing, game software.....	34	210401	23.1	0.2	-3.4	-2.6	2.1	0.0
Network compensation from broadcast and cable television and radio.....	35	—	0.0	0.2	0.0	0.0	0.0	0.0
Affiliate agreements, programming sales, and retransmission fees for cable and broadcast tv.....	35	1	0.4	0.3	0.0	0.0	0.0	0.0
Affiliate agreements, programming sales, and retransmission fees for cable and broadcast tv.....	35	11	0.4	0.3	0.0	0.0	0.0	0.0
Affiliate agreements, programming sales, and retransmission fees for cable and broadcast tv.....	35	1101	0.4	0.3	0.0	0.0	0.0	0.0
Affiliate agreements, programming sales, and retransmission fees for cable and broadcast tv.....	35	110101	0.4	0.3	0.0	0.0	0.0	0.0
Affiliate agreements, programming sales, and retransmission fees for radio....	35	2	-1.2	0.0	0.0	0.0	0.0	0.0
Affiliate agreements, programming sales, and retransmission fees for radio.....	35	21	-1.2	0.0	0.0	0.0	0.0	0.0
Affiliate agreements, programming sales, and network compensation for radio.....	35	2101	-1.2	0.0	0.0	0.0	0.0	0.0
Affiliate agreements, programming sales, and network compensation for radio.....	35	210101	-1.2	0.0	0.0	0.0	0.0	0.0
Advertising space and time sales.....	36	—	2.5	1.2	1.2	-1.1	5.0	0.5

See footnotes at end of table.

Table 7. Producer price index percentage changes for commodity and service groupings and individual items, not seasonally adjusted — Continued
 [May 2024]

Title	Commodity code		Unadjusted 12-month percent change ¹	Unadjusted 1-month percent change ¹				
	Group code	Item code		May 2023 to May 2024 ^P	Dec. to Jan.	Jan. to Feb. ^P	Feb. to Mar. ^P	Mar. to Apr. ^P
Advertising space sales in periodicals, newspapers, directories, and mailing lists.....	36	1	-0.6	0.1	0.2	0.0	0.4	0.1
Advertising space sales in periodicals and newspapers.....	36	11	-0.7	0.1	0.2	0.1	0.4	0.1
Advertising space sales in periodicals.....	36	1101	1.1	0.6	0.2	0.0	0.3	0.0
Advertising space sales in newspapers.....	36	1102	-2.9	-0.5	0.2	0.1	0.7	0.3
Advertising space sales in newspapers, print only.....	36	110203	-2.9	-0.5	0.2	0.1	0.7	0.3
Advertising space sales in directories and mailing lists.....	36	12	0.1	0.0	0.0	0.0	0.0	0.0
Print advertising space sales in directories and mailing lists.....	36	1201	0.1	0.0	0.0	0.0	0.0	0.0
Print advertising space sales in directories and mailing lists.....	36	120101	0.1	0.0	0.0	0.0	0.0	0.0
Television advertising time sales.....	36	2	-6.0	-3.3	3.7	-4.9	2.1	1.2
Television advertising time sales.....	36	21	-6.0	-3.3	3.7	-4.9	2.1	1.2
Broadcast and network television advertising time sales.....	36	2101	-2.0	-1.2	10.7	-7.2	0.4	-0.7
Broadcast and network television advertising time sales.....	36	210101	-2.0	-1.2	10.7	-7.2	0.4	-0.7
Cable network advertising time sales.....	36	2102	-13.2	-5.6	-5.7	-3.2	4.4	3.4
Cable network advertising time sales.....	36	210201	-13.2	-5.6	-5.7	-3.2	4.4	3.4
Local cable system advertising time sales.....	36	2103	21.5	-0.3	21.7	0.0	0.0	0.0
Local cable system advertising time sales.....	36	210301	21.5	-0.3	21.7	0.0	0.0	0.0
Radio advertising time sales.....	36	3	-7.8	-18.7	6.7	0.9	-1.1	4.7
Radio advertising time sales.....	36	31	-7.8	-18.7	6.7	0.9	-1.1	4.7
Radio advertising time sales.....	36	3101	-7.8	-18.7	6.7	0.9	-1.1	4.7
Radio advertising time sales.....	36	310101	-7.8	-18.7	6.7	0.9	-1.1	4.7
Internet advertising sales.....	36	6	7.6	5.3	0.0	0.0	7.4	0.0
Internet advertising sales.....	36	61	7.6	5.3	0.0	0.0	7.4	0.0
Internet advertising sales.....	36	6101	7.6	5.3	0.0	0.0	7.4	0.0
Internet advertising sales.....	36	610101	7.6	5.3	0.0	0.0	7.4	0.0
Telecommunication, cable, and internet user services.....	37	—	1.9	0.7	0.4	-0.1	1.0	-0.2
Wired telephone services.....	37	1	1.6	-0.1	0.5	0.0	0.1	0.0
Residential wired telephone services.....	37	11	1.9	0.2	-0.1	0.0	0.3	0.1
Local residential wired telephone service.....	37	1101	1.0	0.0	0.2	0.0	0.0	0.0
Local residential wired telephone service.....	37	110101	1.0	0.0	0.2	0.0	0.0	0.0
Long distance residential wired telephone service.....	37	1102	2.8	0.5	-0.6	-0.1	0.9	0.3
Long distance residential wired telephone service.....	37	110201	2.8	0.5	-0.6	-0.1	0.9	0.3
All-distance residential wired telephone service.....	37	1103	12.8	3.4	0.9	0.2	0.1	1.4
All-distance residential wired telephone service.....	37	110301	12.8	3.4	0.9	0.2	0.1	1.4
Business wired telephone services.....	37	12	1.8	-0.4	1.1	-0.1	0.0	0.1
Local business wired telephone service.....	37	1201	-2.8	-1.1	0.4	0.9	-0.2	-0.5
Local business wired telephone service.....	37	120101	-2.8	-1.1	0.4	0.9	-0.2	-0.5
Long distance business wired telephone and other toll service.....	37	1202	-1.4	-0.7	-0.4	-0.7	0.1	1.5
Long distance business wired telephone and other toll service.....	37	120201	-1.4	-0.7	-0.4	-0.7	0.1	1.5
Private line wired telephone service.....	37	1204	6.4	0.1	2.4	-0.2	0.0	-0.4
Private line wired telephone service.....	37	120401	6.4	0.1	2.4	-0.2	0.0	-0.4
All-distance business wired telephone service (partial).....	37	1205	1.8	-0.7	-0.6	0.7	-0.3	-0.7
All-distance business wired telephone service.....	37	120501	1.8	-0.7	-0.6	0.7	-0.3	-0.7
Other telephone services.....	37	13	-0.2	0.0	-0.2	0.0	0.4	-0.3
Other wired telephone services.....	37	1301	-0.2	0.0	-0.2	0.0	0.4	-0.3
Other wired telephone services.....	37	130104	-0.2	0.0	-0.2	0.0	0.4	-0.3
Wireless telecommunication services.....	37	2	0.2	0.0	-0.2	0.0	0.0	0.0
Cellular phone and other wireless telecommunication services.....	37	21	0.2	0.0	-0.2	0.0	0.0	0.0
Cellular phone and other wireless telecommunication services.....	37	2101	0.2	0.0	-0.2	0.0	0.0	0.0
Cellular phone and other wireless telecommunication services.....	37	210101	0.2	0.0	-0.2	0.0	0.0	0.0
Cable and satellite subscriber services.....	37	3	5.1	1.7	2.1	-0.5	1.2	0.3
Cable and satellite subscriber services.....	37	31	5.1	1.7	2.1	-0.5	1.2	0.3
Cable and satellite subscriber services.....	37	3101	5.1	1.7	2.1	-0.5	1.2	0.3
Cable and satellite subscriber services.....	37	310101	5.1	1.7	2.1	-0.5	1.2	0.3
Internet access services.....	37	4	0.9	0.8	0.5	0.0	0.5	0.2
Internet access services.....	37	41	0.9	0.8	0.5	0.0	0.5	0.2
Residential Internet access services.....	37	4102	1.6	1.0	0.4	0.0	0.5	0.2
Residential Internet access services.....	37	410201	1.6	1.0	0.4	0.0	0.5	0.2
Business Internet access services.....	37	4103	-0.6	0.4	0.8	0.0	0.3	0.2

See footnotes at end of table.

Table 7. Producer price index percentage changes for commodity and service groupings and individual items, not seasonally adjusted — Continued
 [May 2024]

Title	Commodity code		Unadjusted 12-month percent change ¹	Unadjusted 1-month percent change ¹				
	Group code	Item code		May 2023 to May 2024 ^P	Dec. to Jan.	Jan. to Feb. ^P	Feb. to Mar. ^P	Mar. to Apr. ^P
Business Internet access services.....	37	410301	-0.6	0.4	0.8	0.0	0.3	0.2
Bundled wired telecommunications access services.....	37	5	3.6	1.6	0.4	-0.3	3.1	-0.8
Bundled wired telecommunications access services.....	37	51	3.6	1.6	0.4	-0.3	3.1	-0.8
Bundled wired telecommunications access services.....	37	5101	3.6	1.6	0.4	-0.3	3.1	-0.8
Bundled wired telecommunications access services.....	37	510101	3.6	1.6	0.4	-0.3	3.1	-0.8
Data processing and related services.....	38	—	2.4	0.4	0.1	-0.3	0.4	0.4
Data processing and related services.....	38	1	2.4	0.4	0.1	-0.3	0.4	0.4
Data processing and related services.....	38	11	2.4	0.4	0.1	-0.3	0.4	0.4
Hosting, ASP and other IT infrastructure provisioning services.....	38	1101	3.8	0.6	0.2	-0.5	0.7	0.7
Hosting, ASP and other IT infrastructure provisioning services.....	38	110101	3.8	0.6	0.2	-0.5	0.7	0.7
Business process management services (partial).....	38	1102	0.3	0.0	0.0	0.0	0.0	0.1
Business process management services (partial).....	38	110201	0.3	0.0	0.0	0.0	0.0	0.1
Data management, information transformation and other services.....	38	1103	0.1	0.0	0.0	0.0	0.0	0.0
Data management, information transformation and other services.....	38	110301	0.1	0.0	0.0	0.0	0.0	0.0
Credit intermediation services (partial).....	39	—	6.0	3.3	0.9	0.1	1.4	-1.8
Loan services (partial).....	39	1	1.5	4.5	0.9	-0.9	2.4	-2.9
Business loans (partial).....	39	11	-2.0	6.0	0.1	-1.8	2.2	-3.5
Business loans (partial).....	39	1101	-2.0	6.0	0.1	-1.8	2.2	-3.5
Business loans (partial).....	39	110101	-2.0	6.0	0.1	-1.8	2.2	-3.5
Consumer loans (partial).....	39	12	12.9	1.2	3.1	1.3	3.0	-1.3
Residential real estate loans (partial).....	39	1201	15.3	0.4	3.3	2.1	2.6	-0.7
Residential real estate loans, except home equity (partial).....	39	120101	33.9	-0.7	8.6	4.2	3.0	1.6
Home equity loans (partial).....	39	120102	-12.0	2.5	-5.6	-1.9	1.7	-5.5
Vehicle loans (partial).....	39	1202	2.0	5.3	5.6	-1.3	6.5	-5.7
Vehicle loans (partial).....	39	120201	2.0	5.3	5.6	-1.3	6.5	-5.7
Credit cards, overdraft credit, and related plans (partial).....	39	1203	4.1	3.5	-0.5	-2.2	3.0	-3.1
Credit cards, overdraft credit, and related plans (partial).....	39	120301	4.1	3.5	-0.5	-2.2	3.0	-3.1
Other loans and loan services (partial).....	39	13	-0.3	2.2	0.4	-0.5	1.9	-2.5
Other loans and loan services (partial).....	39	1301	-0.3	2.2	0.4	-0.5	1.9	-2.5
Other loans and loan services (partial).....	39	130101	-0.3	2.2	0.4	-0.5	1.9	-2.5
Deposit services (partial).....	39	2	19.3	0.9	1.1	2.7	-0.2	0.4
Deposit services (partial).....	39	21	19.3	0.9	1.1	2.7	-0.2	0.4
Deposit services (partial).....	39	2101	19.3	0.9	1.1	2.7	-0.2	0.4
Deposit services (partial).....	39	210101	19.3	0.9	1.1	2.7	-0.2	0.4
Other credit intermediation services, including trust services (partial).....	39	3	-2.7	0.0	1.3	0.0	-3.4	0.8
Other credit intermediation services, including trust services (partial).....	39	31	-2.7	0.0	1.3	0.0	-3.4	0.8
Other credit intermediation services, including trust services (partial).....	39	3101	-2.7	0.0	1.3	0.0	-3.4	0.8
Other credit intermediation services, including trust services (partial).....	39	310101	-2.7	0.0	1.3	0.0	-3.4	0.8
Investment services.....	40	—	11.1	3.0	0.7	2.0	1.6	-0.7
Securities brokerage, dealing, investment advice, and related services.....	40	1	7.0	0.7	0.7	2.5	-0.1	-0.3
Securities brokerage, dealing, investment advice, and related services.....	40	11	7.0	0.7	0.7	2.5	-0.1	-0.3
Securities brokerage, dealing, and investment advice.....	40	1101	8.9	1.0	2.9	3.5	-0.2	-0.6
Securities brokerage, dealing, and investment advice.....	40	110101	8.9	1.0	2.9	3.5	-0.2	-0.6
Securities brokerage and dealing related services (partial).....	40	1102	3.7	0.4	-3.1	0.8	0.0	0.2
Securities brokerage and dealing related services.....	40	110201	3.7	0.4	-3.1	0.8	0.0	0.2
Portfolio management.....	40	2	15.9	6.8	0.1	0.7	4.4	-1.8
Portfolio management.....	40	21	15.9	6.8	0.1	0.7	4.4	-1.8
Portfolio management.....	40	2101	15.9	6.8	0.1	0.7	4.4	-1.8
Portfolio management.....	40	210101	15.9	6.8	0.1	0.7	4.4	-1.8
Investment banking.....	40	3	13.3	0.3	3.4	4.5	-0.4	1.6
Investment banking.....	40	31	13.3	0.3	3.4	4.5	-0.4	1.6
Investment banking.....	40	3101	13.3	0.3	3.4	4.5	-0.4	1.6
Investment banking.....	40	310101	13.3	0.3	3.4	4.5	-0.4	1.6
Insurance and annuities.....	41	—	4.1	1.1	0.1	0.2	0.0	0.3
Insurance.....	41	1	4.3	1.1	0.1	0.2	0.0	0.3
Insurance.....	41	11	4.3	1.1	0.1	0.2	0.0	0.3
Life insurance.....	41	1101	-2.1	-0.5	-0.3	0.0	-0.7	0.0

See footnotes at end of table.

Table 7. Producer price index percentage changes for commodity and service groupings and individual items, not seasonally adjusted — Continued
 [May 2024]

Title	Commodity code		Unadjusted 12-month percent change ¹	Unadjusted 1-month percent change ¹				
	Group code	Item code		May 2023 to May 2024 ^P	Dec. to Jan.	Jan. to Feb. ^P	Feb. to Mar. ^P	Mar. to Apr. ^P
Life insurance.....	41	110101	-2.1	-0.5	-0.3	0.0	-0.7	0.0
Disability insurance, including accidental death.....	41	1102	-0.5	-0.5	0.0	0.0	0.0	0.0
Disability insurance, including accidental death.....	41	110201	-0.5	-0.5	0.0	0.0	0.0	0.0
Health and medical insurance.....	41	1103	4.4	3.9	0.0	0.0	0.0	0.0
Health and medical insurance.....	41	110301	4.4	3.9	0.0	0.0	0.0	0.0
Property and casualty insurance.....	41	1104	7.3	0.4	0.4	0.4	0.2	0.7
Property and casualty insurance.....	41	110401	7.3	0.4	0.4	0.4	0.2	0.7
Annuities.....	41	2	0.7	0.2	0.0	0.0	0.4	0.0
Annuities.....	41	21	0.7	0.2	0.0	0.0	0.4	0.0
Annuities.....	41	2101	0.7	0.2	0.0	0.0	0.4	0.0
Annuities.....	41	210101	0.7	0.2	0.0	0.0	0.4	0.0
Commissions and fees from sales and administration of insurance policies (partial).....	42	—	1.5	1.4	0.3	0.0	0.0	0.0
Commissions from sales of insurance.....	42	1	1.5	1.4	0.3	0.0	0.0	0.0
Commissions from sales of insurance.....	42	11	1.5	1.4	0.3	0.0	0.0	0.0
Commissions from sales of life insurance and annuities.....	42	1101	2.1	-0.6	2.7	0.0	0.0	0.0
Commissions from sales of life insurance and annuities.....	42	110101	2.1	-0.6	2.7	0.0	0.0	0.0
Commissions from sales of health and medical insurance.....	42	1102	0.7	0.0	0.0	0.0	0.0	0.0
Commissions from sales of health and medical insurance.....	42	110201	0.7	0.0	0.0	0.0	0.0	0.0
Commissions from sales of property and casualty insurance.....	42	1103	1.8	2.3	0.0	0.0	0.0	0.0
Commissions from sales of property and casualty insurance.....	42	110301	1.8	2.3	0.0	0.0	0.0	0.0
Commissions from sales of other insurance.....	42	1104	0.1	0.0	0.0	0.0	0.0	0.0
Commissions from sales of other insurance.....	42	110401	0.1	0.0	0.0	0.0	0.0	0.0
Real estate services (partial).....	43	—	3.2	0.7	-1.6	-0.2	0.6	0.1
Nonresidential real estate services.....	43	1	2.3	0.8	-2.5	-0.2	0.3	-0.4
Nonresidential real estate rents.....	43	11	2.6	1.6	-3.6	-0.2	0.3	-0.5
Office buildings, gross rents.....	43	1101	0.6	1.3	-2.0	1.1	-0.3	-0.7
Office buildings, gross rents.....	43	110101	0.6	1.3	-2.0	1.1	-0.3	-0.7
Retail properties, gross rents.....	43	1102	-0.2	1.7	-6.9	-2.0	1.7	-0.8
Retail properties, gross rents.....	43	110201	-0.2	1.7	-6.9	-2.0	1.7	-0.8
Industrial buildings, gross rents.....	43	1103	6.0	5.1	0.0	0.1	0.1	0.0
Industrial buildings, gross rents.....	43	110301	6.0	5.1	0.0	0.1	0.1	0.0
Self-service storage and miniwarehouses, gross rents.....	43	1104	-4.1	0.0	-1.8	-0.7	-0.8	-3.4
Self-service storage and miniwarehouses, gross rents.....	43	110401	-4.1	0.0	-1.8	-0.7	-0.8	-3.4
Other nonresidential buildings, gross rents.....	43	1105	17.9	1.9	-2.7	0.6	-0.4	2.2
Other nonresidential buildings, gross rents.....	43	110501	17.9	1.9	-2.7	0.6	-0.4	2.2
Nonresidential property sales and leases including land, brokerage fees and commissions.....	43	12	-3.6	-1.0	0.0	0.0	0.3	-0.2
Nonresidential property sales and leases including land, brokerage fees and commissions.....	43	1201	-3.6	-1.0	0.0	0.0	0.3	-0.2
Nonresidential property sales and leases including land, brokerage fees and commissions.....	43	120101	-3.6	-1.0	0.0	0.0	0.3	-0.2
Nonresidential property management fees.....	43	13	6.8	-3.7	4.1	0.3	0.4	0.5
Nonresidential property management fees.....	43	1301	6.8	-3.7	4.1	0.3	0.4	0.5
Nonresidential property management fees.....	43	130101	6.8	-3.7	4.1	0.3	0.4	0.5
Residential real estate services (partial).....	43	2	4.9	0.3	-0.3	-0.2	0.9	0.7
Residential property sales and rental, brokerage fees and commissions.....	43	21	5.2	-0.6	-0.3	-0.3	1.1	0.9
Residential property sales and rental, brokerage fees and commissions.....	43	2101	5.2	-0.6	-0.3	-0.3	1.1	0.9
Residential property sales and rental, brokerage fees and commissions.....	43	210101	5.2	-0.6	-0.3	-0.3	1.1	0.9
Residential property management fees.....	43	22	3.9	3.3	-0.1	0.0	0.4	0.0
Residential property management fees.....	43	2201	3.9	3.3	-0.1	0.0	0.4	0.0
Residential property management fees.....	43	220101	3.9	3.3	-0.1	0.0	0.4	0.0
Real estate appraisal fees.....	43	3	0.1	2.0	-0.4	0.3	0.0	0.5
Real estate appraisal fees.....	43	31	0.1	2.0	-0.4	0.3	0.0	0.5
Real estate appraisal fees.....	43	3101	0.1	2.0	-0.4	0.3	0.0	0.5
Real estate appraisal fees.....	43	310101	0.1	2.0	-0.4	0.3	0.0	0.5
Rental and leasing of goods (partial).....	44	—	0.3	-2.5	0.1	3.7	-0.2	0.3
Passenger car rental.....	44	1	-0.3	-6.4	1.4	8.3	-1.2	0.5
Passenger car rental.....	44	11	-0.3	-6.4	1.4	8.3	-1.2	0.5

See footnotes at end of table.

Table 7. Producer price index percentage changes for commodity and service groupings and individual items, not seasonally adjusted — Continued
 [May 2024]

Title	Commodity code		Unadjusted 12-month percent change ¹	Unadjusted 1-month percent change ¹				
	Group code	Item code		May 2023 to May 2024 ^P	Dec. to Jan.	Jan. to Feb. ^P	Feb. to Mar. ^P	Mar. to Apr. ^P
Passenger car rental.....	44	1101	-0.3	-6.4	1.4	8.3	-1.2	0.5
Passenger car rental.....	44	110101	-0.3	-6.4	1.4	8.3	-1.2	0.5
Truck, trailer, and RV rental and leasing.....	44	2	2.0	0.0	-0.4	0.6	1.4	-0.1
Truck, trailer, and RV rental and leasing.....	44	21	2.0	0.0	-0.4	0.6	1.4	-0.1
Truck, truck trailer and RV rental.....	44	2101	0.8	0.0	-1.5	0.5	1.9	0.4
Truck, truck trailer and RV rental.....	44	210101	0.8	0.0	-1.5	0.5	1.9	0.4
Truck, truck trailer and RV leasing.....	44	2102	2.8	0.0	0.3	0.6	1.0	-0.5
Truck, truck trailer and RV leasing.....	44	210201	2.8	0.0	0.3	0.6	1.0	-0.5
Construction, mining, and forestry machinery and equipment rental and leasing.....	44	3	-0.3	0.1	-0.9	1.1	-0.4	0.5
Construction, mining, and forestry machinery and equipment rental and leasing.....	44	31	-0.3	0.1	-0.9	1.1	-0.4	0.5
Construction, mining, and forestry machinery and equipment rental and leasing.....	44	3101	-0.3	0.1	-0.9	1.1	-0.4	0.5
Construction, mining, and forestry machinery and equipment rental and leasing.....	44	310101	-0.3	0.1	-0.9	1.1	-0.4	0.5
Professional services (partial).....	45	—	5.6	2.5	0.6	-0.1	0.9	0.0
Legal services.....	45	1	8.3	4.0	1.4	-0.2	1.5	0.2
Legal services.....	45	11	8.3	4.0	1.4	-0.2	1.5	0.2
Legal services.....	45	1101	8.3	4.0	1.4	-0.2	1.5	0.2
Legal services.....	45	110101	8.3	4.0	1.4	-0.2	1.5	0.2
Accounting services (partial).....	45	2	4.8	3.6	1.1	-0.9	-1.1	0.0
Accounting services, excluding payroll.....	45	21	4.8	3.6	1.1	-0.9	-1.1	0.0
Financial auditing.....	45	2101	7.2	4.4	0.1	-0.9	-0.6	-0.1
Financial auditing.....	45	210101	7.2	4.4	0.1	-0.9	-0.6	-0.1
Tax preparation and planning.....	45	2102	4.4	1.5	3.0	0.3	0.2	0.0
Tax preparation and planning.....	45	210201	4.4	1.5	3.0	0.3	0.2	0.0
Bookkeeping and compilation.....	45	2103	-1.2	5.9	0.7	-3.3	-4.5	0.0
Bookkeeping and compilation.....	45	210301	-1.2	5.9	0.7	-3.3	-4.5	0.0
Other accounting services, including billing and review (partial).....	45	2104	9.5	3.6	-0.8	-1.0	-1.0	0.0
Other accounting services, including billing and review (partial).....	45	210401	9.5	3.6	-0.8	-1.0	-1.0	0.0
Architectural and engineering services.....	45	3	2.8	1.1	0.1	0.0	0.5	0.0
Architectural services.....	45	31	2.0	0.5	0.0	0.0	0.2	0.2
Architectural services.....	45	3101	2.0	0.5	0.0	0.0	0.2	0.2
Architectural services.....	45	310101	2.0	0.5	0.0	0.0	0.2	0.2
Engineering services.....	45	32	2.9	1.2	0.1	0.0	0.5	0.0
Engineering services.....	45	3201	2.9	1.2	0.1	0.0	0.5	0.0
Engineering services.....	45	320101	2.9	1.2	0.1	0.0	0.5	0.0
Management, scientific, and technical consulting services.....	45	4	5.1	-0.2	-0.4	0.2	1.6	0.0
Management consulting services.....	45	41	5.1	-0.2	-0.4	0.2	1.6	0.0
Administrative and general management consulting services.....	45	4101	7.2	-0.5	-0.2	0.1	2.6	0.1
Administrative and general management consulting services.....	45	410101	7.2	-0.5	-0.2	0.1	2.6	0.1
Human resources consulting services.....	45	4102	2.4	0.3	0.1	-0.2	-0.2	-0.1
Human resources consulting services.....	45	410201	2.4	0.3	0.1	-0.2	-0.2	-0.1
Marketing consulting services.....	45	4103	0.1	0.1	0.0	0.0	0.0	0.0
Marketing consulting services.....	45	410301	0.1	0.1	0.0	0.0	0.0	0.0
Process, physical distribution, and logistics consulting services.....	45	4104	5.3	1.4	-2.5	1.4	0.5	0.1
Process, physical distribution, and logistics consulting services.....	45	410401	5.3	1.4	-2.5	1.4	0.5	0.1
Advertising and related services (partial).....	45	5	0.0	0.0	0.3	0.0	0.0	0.1
Advertising agency services.....	45	51	0.0	0.0	0.3	0.0	0.0	0.1
Advertising agency services.....	45	5101	0.0	0.0	0.3	0.0	0.0	0.1
Advertising agency services.....	45	510101	0.0	0.0	0.3	0.0	0.0	0.1
Information technology (IT) technical support and consulting services (partial).....	45	6	19.0	13.6	-2.2	3.8	5.6	-3.7
Information technology (IT) technical support and consulting services (partial).....	45	61	19.0	13.6	-2.2	3.8	5.6	-3.7
Information technology (IT) technical support and consulting services (partial).....	45	6101	19.0	13.6	-2.2	3.8	5.6	-3.7
Information technology (IT) technical support and consulting services (partial).....	45	610101	19.0	13.6	-2.2	3.8	5.6	-3.7
Employment services.....	46	—	-1.3	0.1	-0.5	-0.1	-0.4	-0.7

See footnotes at end of table.

Table 7. Producer price index percentage changes for commodity and service groupings and individual items, not seasonally adjusted — Continued
 [May 2024]

Title	Commodity code		Unadjusted 12-month percent change ¹	Unadjusted 1-month percent change ¹				
	Group code	Item code		May 2023 to May 2024 ^P	Dec. to Jan.	Jan. to Feb. ^P	Feb. to Mar. ^P	Mar. to Apr. ^P
Permanent placement services.....	46	1	-22.6	0.4	-16.4	0.0	4.3	-13.2
Permanent placement services.....	46	11	-22.6	0.4	-16.4	0.0	4.3	-13.2
Employment placement services.....	46	1101	-22.6	0.4	-16.4	0.0	4.3	-13.2
Employment placement services.....	46	110101	-22.6	0.4	-16.4	0.0	4.3	-13.2
Executive search services.....	46	2	7.3	-0.4	-0.1	-1.4	1.4	0.0
Executive search services.....	46	21	7.3	-0.4	-0.1	-1.4	1.4	0.0
Executive search services.....	46	2101	7.3	-0.4	-0.1	-1.4	1.4	0.0
Executive search services.....	46	210101	7.3	-0.4	-0.1	-1.4	1.4	0.0
Staffing services.....	46	3	-0.6	0.1	0.2	-0.1	-0.6	-0.2
Temporary help services.....	46	31	-0.8	0.2	0.3	-0.2	-0.7	-0.4
Temporary help services.....	46	3101	-0.8	0.2	0.3	-0.2	-0.7	-0.4
Temporary help services.....	46	310101	-0.8	0.2	0.3	-0.2	-0.7	-0.4
Co-employment staffing services.....	46	32	-0.2	0.0	0.0	0.0	-0.4	0.0
Co-employment staffing services.....	46	3201	-0.2	0.0	0.0	0.0	-0.4	0.0
Co-employment staffing services.....	46	320101	-0.2	0.0	0.0	0.0	-0.4	0.0
Travel arrangement services (partial).....	47	—	3.6	-0.1	0.3	-0.6	0.6	0.2
Arrangement of flights (partial).....	47	1	-0.5	-2.5	-0.2	-0.8	1.0	0.0
Arrangement of international flights.....	47	11	-0.4	1.0	0.1	-1.1	1.8	-0.1
Arrangement of international flights.....	47	1101	-0.4	1.0	0.1	-1.1	1.8	-0.1
Arrangement of international flights.....	47	110101	-0.4	1.0	0.1	-1.1	1.8	-0.1
Arrangement of domestic flights.....	47	12	-0.8	-7.8	-0.7	-0.2	-0.5	0.1
Arrangement of domestic flights (partial).....	47	1201	-0.8	-7.8	-0.7	-0.2	-0.5	0.1
Arrangement of domestic flights.....	47	120101	-0.8	-7.8	-0.7	-0.2	-0.5	0.1
Arrangement of vehicle rentals and lodging.....	47	2	5.7	8.4	0.1	-0.1	1.1	-0.1
Arrangement of vehicle rentals and lodging.....	47	21	5.7	8.4	0.1	-0.1	1.1	-0.1
Arrangement of vehicle rentals and lodging (partial).....	47	2101	5.7	8.4	0.1	-0.1	1.1	-0.1
Arrangement of vehicle rentals and lodging.....	47	210101	5.7	8.4	0.1	-0.1	1.1	-0.1
Arrangement of cruises and tours.....	47	3	5.8	-0.9	1.6	-1.3	0.3	0.9
Arrangement of cruises and tours.....	47	31	5.8	-0.9	1.6	-1.3	0.3	0.9
Arrangement of cruises and tours.....	47	3101	5.8	-0.9	1.6	-1.3	0.3	0.9
Arrangement of cruises and tours.....	47	310101	5.8	-0.9	1.6	-1.3	0.3	0.9
Other travel arrangements (partial).....	47	4	7.1	-0.1	0.0	0.0	0.0	0.0
Other travel arrangements (partial).....	47	41	7.1	-0.1	0.0	0.0	0.0	0.0
Other travel arrangements (partial).....	47	4101	7.1	-0.1	0.0	0.0	0.0	0.0
Other travel arrangements (partial).....	47	410101	7.1	-0.1	0.0	0.0	0.0	0.0
Selected security services (partial).....	48	—	9.3	2.8	0.6	-0.1	0.2	-0.1
Security guard services.....	48	1	9.3	2.8	0.6	-0.1	0.2	-0.1
Security guard services.....	48	11	9.3	2.8	0.6	-0.1	0.2	-0.1
Security guard services.....	48	1101	9.3	2.8	0.6	-0.1	0.2	-0.1
Security guard services.....	48	110101	9.3	2.8	0.6	-0.1	0.2	-0.1
Cleaning and building maintenance services (partial).....	49	—	0.0	1.9	0.0	0.0	-0.1	0.2
Janitorial services.....	49	1	0.0	1.9	0.0	0.0	-0.1	0.2
Janitorial services.....	49	11	0.0	1.9	0.0	0.0	-0.1	0.2
Janitorial services.....	49	1101	0.0	1.9	0.0	0.0	-0.1	0.2
Janitorial services.....	49	110101	0.0	1.9	0.0	0.0	-0.1	0.2
Waste collection and remediation services (partial).....	50	—	6.3	0.3	-0.6	2.4	1.2	1.5
Waste collection.....	50	1	6.3	0.3	-0.6	2.4	1.2	1.5
Solid waste collection.....	50	11	6.3	0.3	-0.6	2.4	1.2	1.5
Solid waste collection.....	50	1101	6.3	0.3	-0.6	2.4	1.2	1.5
Solid waste collection.....	50	110101	6.3	0.3	-0.6	2.4	1.2	1.5
Health care services.....	51	—	3.5	0.9	0.3	0.0	0.1	0.2
Outpatient care (partial).....	51	1	3.1	1.0	0.4	0.1	0.2	0.3
Outpatient care (partial).....	51	11	3.1	1.0	0.4	0.1	0.2	0.3
Physician care.....	51	1101	1.5	0.9	0.0	0.2	0.1	0.0
Medicare patients: physician care.....	51	110102	-1.0	-2.2	0.0	1.3	0.0	0.0

See footnotes at end of table.

Table 7. Producer price index percentage changes for commodity and service groupings and individual items, not seasonally adjusted — Continued
 [May 2024]

Title	Commodity code		Unadjusted 12-month percent change ¹	Unadjusted 1-month percent change ¹				
	Group code	Item code		May 2023 to May 2024 ^P	Dec. to Jan.	Jan. to Feb. ^P	Feb. to Mar. ^P	Mar. to Apr. ^P
Medicaid patients: physician care.....	51	110103	12.5	11.1	0.0	0.0	0.0	0.0
Private insurance patients: physician care.....	51	110104	0.6	0.3	0.0	-0.2	0.1	0.0
All other patients: physician care.....	51	110105	-0.5	-0.4	0.0	0.0	0.0	-0.3
Medical laboratory and diagnostic imaging center care.....	51	1102	0.4	0.0	0.0	0.2	0.1	0.0
Medical laboratory care.....	51	110201	0.1	-0.1	0.0	0.0	0.1	0.0
Medicare patients: medical laboratory care.....	51	1102011	0.3	0.1	0.0	0.1	0.0	0.0
Medicaid patients: medical laboratory care.....	51	1102012	-0.3	-0.3	0.0	0.0	0.0	0.0
Private insurance patients: medical laboratory care.....	51	1102013	0.1	0.0	0.0	0.0	0.2	0.0
All other patients: medical laboratory care.....	51	1102014	0.5	0.0	0.3	0.3	0.0	0.0
Diagnostic imaging center care.....	51	110202	1.0	0.1	0.0	0.6	0.0	0.0
Medicare and Medicaid patients: diagnostic imaging center care.....	51	1102021	-0.4	-0.7	0.0	0.3	0.0	0.0
Private insurance and all other patients: diagnostic imaging center care.....	51	1102024	1.4	0.3	0.0	0.7	0.0	0.0
Home health and hospice care.....	51	1103	2.6	0.5	0.0	0.0	0.0	0.0
Home health and hospice care.....	51	110301	2.6	0.5	0.0	0.0	0.0	0.0
Medicare and Medicaid patients: home health and hospice care.....	51	11030101	2.5	0.4	0.0	0.0	0.0	0.0
Medicare patients: home health and hospice care.....	51	110301011	1.1	0.0	0.0	0.0	0.0	0.0
Medicaid patients: home health and hospice care.....	51	110301012	3.7	0.8	0.0	0.0	0.0	0.0
Private insurance and all other patients: home health and hospice care.....	51	11030102	2.4	0.6	0.0	0.0	0.0	0.0
Private insurance patients: home health and hospice care.....	51	110301021	3.0	0.0	0.0	0.0	0.0	0.0
All other patients: home health and hospice care.....	51	110301022	2.3	0.7	0.0	0.0	0.0	0.0
Hospital outpatient care.....	51	1104	4.3	1.4	0.5	0.1	-0.2	0.5
Hospital outpatient care.....	51	110401	4.3	1.4	0.5	0.1	-0.2	0.5
Hospital outpatient care, general medical & surgical hospitals.....	51	1104011	4.3	1.4	0.5	0.1	-0.2	0.6
Medicare patients: hospital outpatient care, general medical and surgical hospitals.....	51	11040111	2.1	1.6	0.0	0.0	0.1	0.0
Medicaid patients: hospital outpatient care, general medical and surgical hospitals.....	51	11040112	9.8	0.2	0.0	0.0	0.0	0.0
Private insurance and all other patients: outpatient care, gen. medical and surgical hospitals.....	51	11040113	4.7	1.5	0.8	0.1	-0.3	0.9
Dental care.....	51	1105	5.0	0.3	1.6	-0.2	2.0	0.7
Private insurance patients: dental care.....	51	110502	6.8	0.2	1.7	0.0	3.2	1.0
Private insurance patients: dental visits and consultations.....	51	1105021	4.5	0.0	1.3	0.0	0.0	1.9
Private insurance patients: dental surgical intervention services.....	51	1105022	1.5	0.3	1.3	0.0	0.0	0.0
Private insurance patients: dental non-surgical intervention services.....	51	1105023	10.1	0.3	2.1	0.0	6.7	0.6
Medicare, Medicaid and all other patients: dental care.....	51	110503	2.7	0.4	1.5	-0.4	0.3	0.2
Medicare, Medicaid and all other patients: dental visits and consultations.....	51	1105031	2.1	0.3	1.2	-1.1	0.3	0.4
Medicare, Medicaid and all other patients: dental surgical intervention services.....	51	1105032	5.5	0.3	4.6	0.0	0.5	0.0
Medicare and Medicaid and all other patients: dental non-surgical intervention services.....	51	1105033	2.4	0.5	0.8	0.0	0.2	0.1
Inpatient care.....	51	2	4.4	0.8	0.0	0.0	0.0	0.2
Inpatient care.....	51	21	4.4	0.8	0.0	0.0	0.0	0.2
Hospital inpatient care.....	51	2101	4.5	0.8	0.1	-0.1	0.0	0.2
Hospital inpatient care.....	51	210101	4.5	0.8	0.1	-0.1	0.0	0.2
Hospital inpatient care, general medical and surgical hospitals.....	51	2101011	4.6	0.9	0.1	-0.1	0.0	0.2
Medicare patients: hospital inpatient care, general medical and surgical hospitals.....	51	21010111	3.2	0.0	0.0	0.1	0.0	0.0
Medicaid patients: hospital inpatient care, general medical and surgical hospitals.....	51	21010112	2.4	5.1	0.0	0.0	0.0	0.0
Private insur. & all other patients: hospital inpatient, general medical and surgical hospitals.....	51	21010113	6.3	0.4	0.2	-0.2	-0.1	0.5
Private insurance patients: hospital inpatient care, general medical and surgical hospitals.....	51	210101131	4.9	0.5	0.2	0.1	-0.1	0.5
All other patients: hospital inpatient care, general medical and surgical hospitals.....	51	210101132	18.8	-0.4	0.0	-2.5	0.0	0.0
Hospital inpatient care, psychiatric & substance abuse hospitals.....	51	2101012	0.0	-0.2	0.0	0.0	-0.1	0.0
Hospital inpatient care, specialty hospitals.....	51	2101013	7.3	0.3	0.6	0.5	0.0	0.0
Medicare patients: hospital inpatient care, specialty hospitals.....	51	21010131	1.6	-0.3	0.4	0.1	0.3	0.0
Medicaid patients: hospital inpatient care, specialty hospitals.....	51	21010132	38.4	1.0	1.1	3.3	0.7	0.0
Private insurance and all other patients: hospital inpatient care, specialty hospitals.....	51	21010133	2.7	0.4	0.7	-0.3	-0.4	0.0
Nursing home care.....	51	2102	3.7	0.5	-0.1	0.0	0.0	0.1
Nursing home care.....	51	210201	3.7	0.5	-0.1	0.0	0.0	0.1
Medicare and Medicaid patients: Nursing home care.....	51	21020101	5.1	0.1	0.0	0.0	0.0	0.0
Medicaid patients: Nursing home care.....	51	210201011	6.5	0.1	-0.1	0.1	0.0	0.0
Medicare patients: Nursing home care.....	51	210201012	2.9	0.0	0.0	0.0	0.0	0.0

See footnotes at end of table.

Table 7. Producer price index percentage changes for commodity and service groupings and individual items, not seasonally adjusted — Continued
 [May 2024]

Title	Commodity code		Unadjusted 12-month percent change ¹	Unadjusted 1-month percent change ¹				
	Group code	Item code		May 2023 to May 2024 ^P	Dec. to Jan.	Jan. to Feb. ^P	Feb. to Mar. ^P	Mar. to Apr. ^P
Private insurance and all other patients: Nursing home care.....	51	21020102	2.1	1.2	-0.1	-0.1	0.0	0.2
Private insurance patients: Nursing home care.....	51	210201021	-0.6	0.0	0.0	0.0	0.0	0.0
All other patients: Nursing home care.....	51	210201022	2.7	1.4	-0.2	-0.1	0.0	0.2
Intellectual and developmental disability center care.....	51	2103	5.7	2.4	0.0	0.0	0.0	0.0
Intellectual and developmental disability center care.....	51	210301	5.7	2.4	0.0	0.0	0.0	0.0
Medicaid patients: Intellectual and developmental disability center care.....	51	21030101	3.6	0.6	0.0	0.0	0.0	0.0
Medicare, private ins. & all other patients: Intellectual & develop. disability center care.....	51	21030102	14.0	9.6	0.0	0.0	0.0	0.0
Sales of blood and blood products, organs, and tissues.....	51	3	3.3	0.8	0.8	0.1	-0.3	0.1
Sales of blood and blood products, organs, and tissues.....	51	31	3.3	0.8	0.8	0.1	-0.3	0.1
Sales of blood and blood products, organs, and tissues.....	51	3101	3.3	0.8	0.8	0.1	-0.3	0.1
Sales of blood and blood products, organs, and tissues.....	51	310101	3.3	0.8	0.8	0.1	-0.3	0.1
Accommodation services.....	53	—	-0.8	0.1	1.8	3.2	0.4	-2.3
Traveler accommodation services.....	53	1	-0.8	0.1	1.8	3.2	0.4	-2.3
Traveler accommodation services.....	53	11	-0.8	0.1	1.8	3.2	0.4	-2.3
Guestroom or unit rental.....	53	1101	-1.3	0.0	1.7	3.5	0.6	-2.6
Guestroom or unit rental.....	53	110101	-1.3	0.0	1.7	3.5	0.6	-2.6
Other traveler accommodation services.....	53	1102	5.2	1.4	2.7	-0.4	-2.0	0.8
Other traveler accommodation services.....	53	110201	5.2	1.4	2.7	-0.4	-2.0	0.8
Food and beverage for immediate consumption services (partial).....	54	—	3.9	0.1	0.5	1.2	0.3	-0.6
Food and beverage for immediate consumption services (partial).....	54	1	3.9	0.1	0.5	1.2	0.3	-0.6
Food and nonalcoholic beverages for immediate consumption (partial).....	54	11	3.5	0.0	0.6	1.1	0.3	-0.8
Food and nonalcoholic beverages for immediate consumption (partial).....	54	1101	3.5	0.0	0.6	1.1	0.3	-0.8
Food and nonalcoholic beverages for immediate consumption (partial).....	54	110101	3.5	0.0	0.6	1.1	0.3	-0.8
Alcoholic beverages for immediate consumption (partial).....	54	12	6.0	0.6	0.3	1.6	0.0	0.2
Alcoholic beverages for immediate consumption (partial).....	54	1201	6.0	0.6	0.3	1.6	0.0	0.2
Alcoholic beverages for immediate consumption (partial).....	54	120101	6.0	0.6	0.3	1.6	0.0	0.2
Repair and maintenance services (partial).....	55	—	6.6	1.2	0.4	0.3	0.9	0.7
Commercial and industrial machinery and equipment repair and maintenance.....	55	1	7.1	1.8	0.0	0.0	1.1	0.9
Commercial and industrial machinery and equipment repair and maintenance.....	55	11	7.1	1.8	0.0	0.0	1.1	0.9
Commercial machinery repair and maintenance.....	55	1101	7.1	1.8	0.0	0.0	1.1	0.9
Commercial machinery repair and maintenance.....	55	110101	7.1	1.8	0.0	0.0	1.1	0.9
Motor vehicle repair and maintenance (partial).....	55	2	4.4	0.4	0.5	0.4	0.9	0.1
Motor vehicle repair and maintenance (partial).....	55	21	4.4	0.4	0.5	0.4	0.9	0.1
Motor vehicle repair and maintenance (partial).....	55	2101	4.4	0.4	0.5	0.4	0.9	0.1
Motor vehicle repair and maintenance (partial).....	55	210101	4.4	0.4	0.5	0.4	0.9	0.1
Ship repair and maintenance.....	55	3	7.1	0.9	0.0	0.9	0.3	1.6
Ship repair and maintenance.....	55	31	7.1	0.9	0.0	0.9	0.3	1.6
Ship repair, military.....	55	3101	2.2	0.0	0.0	0.3	0.5	0.6
Ship repair, military.....	55	310101	2.2	0.0	0.0	0.3	0.5	0.6
Ship repair, nonmilitary.....	55	3102	14.3	2.0	0.0	1.8	0.0	2.8
Ship repair, nonmilitary.....	55	310201	14.3	2.0	0.0	1.8	0.0	2.8
Aircraft repair and maintenance.....	55	4	10.2	1.7	1.8	0.5	0.6	0.6
Aircraft repair and maintenance.....	55	41	10.2	1.7	1.8	0.5	0.6	0.6
Aircraft repair and maintenance.....	55	4101	10.2	1.7	1.8	0.5	0.6	0.6
Aircraft repair and maintenance.....	55	410101	10.2	1.7	1.8	0.5	0.6	0.6
Entertainment services (partial).....	56	—	3.4	-0.6	0.1	1.8	-1.3	-0.3
Membership dues and admissions and recreation facility use fees (partial).....	56	1	4.9	0.1	0.1	1.7	-0.4	-1.6
Membership dues and admissions and recreation facility use fees (partial).....	56	11	4.9	0.1	0.1	1.7	-0.4	-1.6
Membership dues.....	56	1101	5.8	1.9	-0.8	1.8	0.0	0.0
Membership dues, golf courses and country clubs.....	56	110101	5.5	4.1	0.2	0.6	-0.1	0.0
Membership dues, fitness and recreational sports centers.....	56	110102	5.9	0.5	-1.5	2.6	0.1	0.0
Admissions and recreational facilities use fees (partial).....	56	1102	3.5	-2.8	1.5	1.6	-1.0	-4.2
Admissions and recreational facilities use fees, golf courses and country clubs.....	56	110201	3.8	0.9	-0.9	1.5	-0.6	-11.6
Admissions and recreational facilities use fees, fitness and recreational sports centers.....	56	110202	2.2	0.0	0.0	0.0	0.5	0.0

See footnotes at end of table.

Table 7. Producer price index percentage changes for commodity and service groupings and individual items, not seasonally adjusted — Continued
 [May 2024]

Title	Commodity code		Unadjusted 12-month percent change ¹	Unadjusted 1-month percent change ¹				
	Group code	Item code		May 2023 to May 2024 ^P	Dec. to Jan.	Jan. to Feb. ^P	Feb. to Mar. ^P	Mar. to Apr. ^P
Admissions and recreational facilities use fees, amusement and theme parks.....	56	110203	4.0	-5.9	3.5	2.2	-1.7	-1.7
Recreational activity instruction fees (partial).....	56	2	0.8	0.6	0.0	0.0	0.0	0.0
Recreational activity instruction fees (partial).....	56	21	0.8	0.6	0.0	0.0	0.0	0.0
Recreational activity instruction fees (partial).....	56	2101	0.8	0.6	0.0	0.0	0.0	0.0
Recreational activity instruction fees (partial).....	56	210101	0.8	0.6	0.0	0.0	0.0	0.0
Gaming receipts (partial).....	56	3	1.4	-1.6	0.2	2.1	-3.0	1.7
Gaming receipts (partial).....	56	31	1.4	-1.6	0.2	2.1	-3.0	1.7
Gaming receipts (partial).....	56	3101	1.4	-1.6	0.2	2.1	-3.0	1.7
Gaming receipts (partial).....	56	310101	1.4	-1.6	0.2	2.1	-3.0	1.7
Wholesale trade services.....	57	—	2.0	1.6	-0.6	-0.3	1.2	-0.7
Machinery and equipment and parts and supplies wholesaling.....	57	1	1.1	2.8	0.9	-1.8	4.0	-2.6
Machinery and equipment and parts and supplies wholesaling.....	57	11	1.1	2.8	0.9	-1.8	4.0	-2.6
Parts and supplies for machinery and equipment wholesaling.....	57	1102	7.6	1.4	0.3	-0.4	1.5	1.6
Parts and supplies for machinery and equipment wholesaling.....	57	110201	7.6	1.4	0.3	-0.4	1.5	1.6
Machinery and vehicle wholesaling.....	57	1103	-1.1	4.7	1.4	-2.6	6.8	-4.5
Machinery and vehicle wholesaling.....	57	110301	-1.1	4.7	1.4	-2.6	6.8	-4.5
Professional and commercial equipment wholesaling.....	57	1104	-7.5	0.1	1.1	-2.8	1.1	-7.0
Professional and commercial equipment wholesaling.....	57	110401	-7.5	0.1	1.1	-2.8	1.1	-7.0
Furnishings wholesaling.....	57	2	2.2	0.3	0.2	3.1	0.1	-0.9
Furnishings wholesaling.....	57	21	2.2	0.3	0.2	3.1	0.1	-0.9
Furnishings wholesaling.....	57	2101	2.2	0.3	0.2	3.1	0.1	-0.9
Furnishings wholesaling.....	57	210101	2.2	0.3	0.2	3.1	0.1	-0.9
Building materials, paint, and hardware wholesaling.....	57	3	-3.6	0.8	-1.5	-1.2	1.7	0.5
Building materials, paint, and hardware wholesaling.....	57	31	-3.6	0.8	-1.5	-1.2	1.7	0.5
Building materials, paint, and hardware wholesaling.....	57	3101	-3.6	0.8	-1.5	-1.2	1.7	0.5
Building materials, paint, and hardware wholesaling.....	57	310101	-3.6	0.8	-1.5	-1.2	1.7	0.5
Metals, minerals, and ores wholesaling.....	57	4	-8.8	5.5	-14.7	2.7	-6.2	-1.6
Metals, minerals, and ores wholesaling.....	57	41	-8.8	5.5	-14.7	2.7	-6.2	-1.6
Metals, minerals, and ores wholesaling.....	57	4101	-8.8	5.5	-14.7	2.7	-6.2	-1.6
Metals, minerals, and ores wholesaling.....	57	410101	-8.8	5.5	-14.7	2.7	-6.2	-1.6
Chemicals and allied products wholesaling.....	57	5	2.0	10.4	-3.9	-1.8	0.1	0.6
Chemicals and allied products wholesaling.....	57	51	2.0	10.4	-3.9	-1.8	0.1	0.6
Chemicals and allied products wholesaling.....	57	5101	2.0	10.4	-3.9	-1.8	0.1	0.6
Chemicals and allied products wholesaling.....	57	510101	2.0	10.4	-3.9	-1.8	0.1	0.6
Paper and plastics products wholesaling.....	57	6	-2.9	-1.2	-2.4	-0.5	0.3	-0.6
Paper and plastics products wholesaling.....	57	61	-2.9	-1.2	-2.4	-0.5	0.3	-0.6
Paper and plastics products wholesaling.....	57	6101	-2.9	-1.2	-2.4	-0.5	0.3	-0.6
Paper and plastics products wholesaling.....	57	610101	-2.9	-1.2	-2.4	-0.5	0.3	-0.6
Apparel wholesaling.....	57	7	0.7	1.4	-3.3	7.2	-6.2	0.0
Apparel wholesaling.....	57	71	0.7	1.4	-3.3	7.2	-6.2	0.0
Apparel wholesaling.....	57	7101	0.7	1.4	-3.3	7.2	-6.2	0.0
Apparel wholesaling.....	57	710101	0.7	1.4	-3.3	7.2	-6.2	0.0
Food and alcohol wholesaling.....	57	8	5.1	0.8	1.2	3.0	1.7	-0.4
Food and alcohol wholesaling.....	57	81	5.1	0.8	1.2	3.0	1.7	-0.4
Food wholesaling.....	57	8101	5.0	0.9	1.3	2.8	2.0	-0.4
Food wholesaling.....	57	810101	5.0	0.9	1.3	2.8	2.0	-0.4
Alcohol wholesaling.....	57	8102	5.7	-0.3	0.5	4.4	-0.2	-0.3
Alcohol wholesaling.....	57	810201	5.7	-0.3	0.5	4.4	-0.2	-0.3
Other commodities wholesaling.....	57	9	5.3	-3.6	0.9	-0.4	-0.9	1.4
Other commodities wholesaling.....	57	91	5.3	-3.6	0.9	-0.4	-0.9	1.4
Other commodities wholesaling.....	57	9101	5.3	-3.6	0.9	-0.4	-0.9	1.4
Other commodities wholesaling.....	57	910101	5.3	-3.6	0.9	-0.4	-0.9	1.4
Retail trade services.....	58	—	-2.5	-1.6	1.3	-0.2	-0.6	1.2
Food and alcohol retailing.....	58	1	3.9	2.0	1.2	0.2	1.0	2.3
Food and alcohol retailing.....	58	11	3.9	2.0	1.2	0.2	1.0	2.3

See footnotes at end of table.

Table 7. Producer price index percentage changes for commodity and service groupings and individual items, not seasonally adjusted — Continued
 [May 2024]

Title	Commodity code		Unadjusted 12-month percent change ¹	Unadjusted 1-month percent change ¹				
	Group code	Item code		May 2023 to May 2024 ^P	Dec. to Jan.	Jan. to Feb. ^P	Feb. to Mar. ^P	Mar. to Apr. ^P
Food retailing.....	58	1102	4.0	2.2	0.6	0.0	1.2	2.2
Food retailing.....	58	110201	4.0	2.2	0.6	0.0	1.2	2.2
Alcohol retailing.....	58	1103	3.2	0.4	5.3	1.9	-0.4	2.6
Alcohol retailing.....	58	110301	3.2	0.4	5.3	1.9	-0.4	2.6
Health and beauty care retailing, including optical goods.....	58	2	1.5	3.4	1.2	-3.6	0.2	-0.9
Health and beauty care retailing, including optical goods.....	58	21	1.5	3.4	1.2	-3.6	0.2	-0.9
Health and beauty care retailing, including optical goods.....	58	2101	1.5	3.4	1.2	-3.6	0.2	-0.9
Health and beauty care retailing, including optical goods.....	58	210101	1.5	3.4	1.2	-3.6	0.2	-0.9
Apparel, jewelry, footwear, and accessories retailing.....	58	3	2.8	-5.1	5.0	1.6	-1.7	-0.6
Apparel, jewelry, footwear, and accessories retailing.....	58	31	2.8	-5.1	5.0	1.6	-1.7	-0.6
Apparel, footwear, and accessories retailing.....	58	3101	2.5	-6.0	5.8	2.1	-2.6	-0.3
Apparel, footwear, and accessories retailing.....	58	310101	2.5	-6.0	5.8	2.1	-2.6	-0.3
Jewelry retailing.....	58	3102	4.9	0.6	0.1	-1.7	4.3	-2.1
Jewelry retailing.....	58	310201	4.9	0.6	0.1	-1.7	4.3	-2.1
Computer hardware, software, and supplies retailing.....	58	4	-13.3	-24.0	-8.5	12.5	12.4	3.2
Computer hardware, software, and supplies retailing.....	58	41	-13.3	-24.0	-8.5	12.5	12.4	3.2
Computer hardware, software, and supplies retailing.....	58	4101	-13.3	-24.0	-8.5	12.5	12.4	3.2
Computer hardware, software, and supplies retailing.....	58	410101	-13.3	-24.0	-8.5	12.5	12.4	3.2
TV, video, and photographic equipment and supplies retailing.....	58	5	7.3	14.8	-1.0	-2.2	-0.7	0.9
TV, video, and photographic equipment and supplies retailing.....	58	51	7.3	14.8	-1.0	-2.2	-0.7	0.9
TV, video, and photographic equipment and supplies retailing.....	58	5101	7.3	14.8	-1.0	-2.2	-0.7	0.9
TV, video, and photographic equipment and supplies retailing.....	58	510101	7.3	14.8	-1.0	-2.2	-0.7	0.9
Automobiles and automobile parts retailing.....	58	6	-24.8	-9.0	-1.5	-1.0	-1.2	0.4
Automobiles and automobile parts retailing.....	58	61	-24.8	-9.0	-1.5	-1.0	-1.2	0.4
Automobile retailing (Partial).....	58	6101	-33.4	-13.2	-1.2	-0.6	-0.9	0.3
Automobile retailing (Partial).....	58	610101	-33.4	-13.2	-1.2	-0.6	-0.9	0.3
Automotive parts, including tires, retailing.....	58	6102	0.1	0.1	-2.0	-1.7	-2.0	0.6
Automotive parts, including tires, retailing.....	58	610201	0.1	0.1	-2.0	-1.7	-2.0	0.6
RVs, trailers, and campers retailing.....	58	8	-18.5	-8.9	14.4	3.8	-10.0	-1.0
RVs, trailers, and campers retailing.....	58	81	-18.5	-8.9	14.4	3.8	-10.0	-1.0
RVs, trailers, and campers retailing.....	58	8101	-18.5	-8.9	14.4	3.8	-10.0	-1.0
RVs, trailers, and campers retailing.....	58	810101	-18.5	-8.9	14.4	3.8	-10.0	-1.0
Sporting goods, including boats, retailing.....	58	9	7.0	6.7	-2.5	0.8	4.3	1.8
Sporting goods, including boats, retailing.....	58	91	7.0	6.7	-2.5	0.8	4.3	1.8
Sporting goods, including boats, retailing.....	58	9101	7.0	6.7	-2.5	0.8	4.3	1.8
Sporting goods, including boats, retailing.....	58	910101	7.0	6.7	-2.5	0.8	4.3	1.8
Lawn, garden, and farm equipment and supplies retailing.....	58	A	3.5	-0.7	-1.6	1.0	0.1	0.9
Lawn, garden, and farm equipment and supplies retailing.....	58	A1	3.5	-0.7	-1.6	1.0	0.1	0.9
Lawn, garden, and farm equipment and supplies retailing.....	58	A101	3.5	-0.7	-1.6	1.0	0.1	0.9
Lawn, garden, and farm equipment and supplies retailing.....	58	A10101	3.5	-0.7	-1.6	1.0	0.1	0.9
Furniture retailing.....	58	B	-8.6	-0.6	2.0	-2.0	-2.8	2.0
Furniture retailing.....	58	B1	-8.6	-0.6	2.0	-2.0	-2.8	2.0
Furniture retailing.....	58	B101	-8.6	-0.6	2.0	-2.0	-2.8	2.0
Furniture retailing.....	58	B10101	-8.6	-0.6	2.0	-2.0	-2.8	2.0
Flooring and floor coverings retailing.....	58	C	1.3	2.3	2.0	-1.0	-0.1	-0.3
Flooring and floor coverings retailing.....	58	C1	1.3	2.3	2.0	-1.0	-0.1	-0.3
Flooring and floor coverings retailing.....	58	C101	1.3	2.3	2.0	-1.0	-0.1	-0.3
Flooring and floor coverings retailing.....	58	C10101	1.3	2.3	2.0	-1.0	-0.1	-0.3
Hardware and building materials and supplies retailing.....	58	D	12.4	0.9	1.7	-0.3	2.9	-1.8
Hardware and building materials and supplies retailing.....	58	D1	12.4	0.9	1.7	-0.3	2.9	-1.8
Hardware and building materials and supplies retailing.....	58	D101	12.4	0.9	1.7	-0.3	2.9	-1.8
Hardware and building materials and supplies retailing.....	58	D10101	12.4	0.9	1.7	-0.3	2.9	-1.8
Major household appliance retailing.....	58	E	-1.3	-2.1	13.5	-8.0	1.7	1.6
Major household appliance retailing.....	58	E1	-1.3	-2.1	13.5	-8.0	1.7	1.6
Major household appliance retailing.....	58	E101	-1.3	-2.1	13.5	-8.0	1.7	1.6
Major household appliance retailing.....	58	E10101	-1.3	-2.1	13.5	-8.0	1.7	1.6
Fuels and lubricants retailing.....	58	F	-1.7	-7.3	-0.5	2.8	-9.7	12.2

See footnotes at end of table.

Table 7. Producer price index percentage changes for commodity and service groupings and individual items, not seasonally adjusted — Continued
 [May 2024]

Title	Commodity code		Unadjusted 12-month percent change ¹	Unadjusted 1-month percent change ¹				
	Group code	Item code		May 2023 to May 2024 ^P	Dec. to Jan.	Jan. to Feb. ^P	Feb. to Mar. ^P	Mar. to Apr. ^P
Fuels and lubricants retailing.....	58	F1	-1.7	-7.3	-0.5	2.8	-9.7	12.2
Automotive fuels and lubricants retailing.....	58	F101	-1.2	-9.0	0.5	2.2	-11.8	14.7
Automotive fuels and lubricants retailing.....	58	F10101	-1.2	-9.0	0.5	2.2	-11.8	14.7
Household fuels retailing.....	58	F102	-4.1	1.5	-5.3	5.9	0.0	1.5
Household fuels retailing.....	58	F10201	-4.1	1.5	-5.3	5.9	0.0	1.5
Cleaning supplies and paper products retailing.....	58	G	5.0	2.2	-0.8	-0.5	-0.5	1.6
Cleaning supplies and paper products retailing.....	58	G1	5.0	2.2	-0.8	-0.5	-0.5	1.6
Cleaning supplies and paper products retailing.....	58	G101	5.0	2.2	-0.8	-0.5	-0.5	1.6
Cleaning supplies and paper products retailing.....	58	G10101	5.0	2.2	-0.8	-0.5	-0.5	1.6
Book retailing.....	58	H	0.6	3.7	-3.4	2.8	-1.4	0.2
Book retailing.....	58	H1	0.6	3.7	-3.4	2.8	-1.4	0.2
Book retailing.....	58	H101	0.6	3.7	-3.4	2.8	-1.4	0.2
Book retailing.....	58	H10101	0.6	3.7	-3.4	2.8	-1.4	0.2
Other merchandise retailing (partial).....	58	I	4.6	1.6	3.2	0.8	-0.5	1.0
Other merchandise retailing (partial).....	58	I1	4.6	1.6	3.2	0.8	-0.5	1.0
Other merchandise retailing (partial).....	58	I101	4.6	1.6	3.2	0.8	-0.5	1.0
Other merchandise retailing (partial).....	58	I10101	4.6	1.6	3.2	0.8	-0.5	1.0
Metal treatment services.....	59	—	3.0	1.8	0.1	0.3	0.1	-0.6
Metal treatment services.....	59	1	3.0	1.8	0.1	0.3	0.1	-0.6
Metal treatment services.....	59	11	3.0	1.8	0.1	0.3	0.1	-0.6
Metal plating and polishing.....	59	1101	0.8	0.2	-0.1	0.0	0.0	0.0
Metal plating and polishing.....	59	110111	0.8	0.2	-0.1	0.0	0.0	0.0
Metal coating and allied services.....	59	1102	0.2	1.6	0.0	0.2	-0.8	-0.4
Metal coating and allied services.....	59	110222	0.2	1.6	0.0	0.2	-0.8	-0.4
Metal heat treating.....	59	1103	13.5	4.2	0.4	0.9	2.4	-2.1
Metal heat treating.....	59	110349	13.5	4.2	0.4	0.9	2.4	-2.1
Mining services.....	60	—	2.9	-0.2	0.4	-0.9	1.6	0.0
Mining services.....	60	1	2.9	-0.2	0.4	-0.9	1.6	0.0
Mining services.....	60	11	2.9	-0.2	0.4	-0.9	1.6	0.0
Support activities for coal mining.....	60	1102	3.6	0.2	0.2	0.1	0.0	0.0
Support activities for coal mining.....	60	110201	3.6	0.2	0.2	0.1	0.0	0.0
Drilling oil and gas wells services.....	60	1103	1.4	0.0	0.1	-1.3	1.3	0.0
Drilling oil and gas wells services.....	60	110301	1.4	0.0	0.1	-1.3	1.3	0.0
Support activities for oil and gas operations.....	60	1104	3.3	-0.5	0.5	-0.9	1.8	-0.1
Support activities for oil and gas operations.....	60	110401	3.3	-0.5	0.5	-0.9	1.8	-0.1
Metal and nonmetallic minerals mining services.....	60	1106	4.1	3.6	0.0	0.0	0.0	0.0
Metal and nonmetallic minerals mining services.....	60	110601	4.1	3.6	0.0	0.0	0.0	0.0
Contract work on textile products, apparel, and leather.....	61	—	1.6	-0.2	-0.1	1.9	-0.1	-0.1
Contract work on textile products and apparel.....	61	1	1.6	-0.2	-0.2	1.9	-0.1	-0.1
Contract work on textile products and apparel.....	61	11	1.6	-0.2	-0.2	1.9	-0.1	-0.1
Contract work on textile products.....	61	1102	-1.8	-0.4	-0.3	-0.3	-0.2	-0.1
Commission finishing of broadwoven fabrics.....	61	110201	-1.8	-0.4	-0.3	-0.3	-0.3	0.0
Commission finishing of cotton broadwoven fabrics.....	61	1102011	-0.9	-0.1	-0.1	-0.1	-0.1	0.0
Other commission finishing of broadwoven fabrics (excl. cotton & wool).....	61	1102012	-2.0	-0.5	-0.4	-0.4	-0.4	0.0
Commission knit or knit & finishing of weft & warp knit fabric.....	61	110204	-2.4	0.0	0.0	0.0	2.3	-4.9
Contract work on apparel.....	61	1103	5.9	0.0	0.0	4.6	0.0	0.0
Contract work on women's, girls' and infants' apparel.....	61	11031	—	0.0	0.0	—	—	—
Contract work on men's and boys' (including unisex) apparel.....	61	11032	4.5	0.0	0.0	1.4	0.0	0.0
Contract work on men's and boys' pants, work apparel, and other outerwear.....	61	110321	8.9	0.0	0.0	0.0	0.0	0.0
Contract work on men's and boys' shirts, tailored suits/coats/jackets, & underwear/nightwear.....	61	110323	—	0.0	0.0	—	—	—
Contract & commission receipts for tanning or finishing leather owned by others.....	61	2	-0.4	0.0	0.0	0.0	-0.2	-0.4
Contract & commission receipts for tanning or finishing leather owned by others.....	61	21	-0.4	0.0	0.0	0.0	-0.2	-0.4
Contract and commission receipts for tanning or finishing leather owned by others.....	61	2101	-0.4	0.0	0.0	0.0	-0.2	-0.4
Contract and commission receipts for tanning or finishing leather owned by others.....	61	210101	-0.4	0.0	0.0	0.0	-0.2	-0.4

See footnotes at end of table.

Table 7. Producer price index percentage changes for commodity and service groupings and individual items, not seasonally adjusted — Continued
 [May 2024]

Title	Commodity code		Unadjusted 12-month percent change ¹	Unadjusted 1-month percent change ¹				
	Group code	Item code		May 2023 to May 2024 ^p	Dec. to Jan.	Jan. to Feb. ^p	Feb. to Mar. ^p	Mar. to Apr. ^p
Construction (partial).....	80	—	-0.7	0.3	0.0	0.1	0.2	0.0
New nonresidential building construction.....	80	1	-1.0	0.3	0.0	0.0	0.2	0.0
New nonresidential building construction.....	80	11	-1.0	0.3	0.0	0.0	0.2	0.0
New warehouse building construction.....	80	1101	-0.4	0.2	0.2	0.1	0.4	-0.1
New warehouse building construction.....	80	110101	-0.4	0.2	0.2	0.1	0.4	-0.1
New school building construction.....	80	1102	-0.9	0.5	0.0	-0.1	0.3	-0.2
New school building construction.....	80	110201	-0.9	0.5	0.0	-0.1	0.3	-0.2
New office building construction.....	80	1103	-1.4	0.2	0.0	0.4	0.1	0.0
New office building construction.....	80	110301	-1.4	0.2	0.0	0.4	0.1	0.0
New industrial building construction.....	80	1104	-0.5	0.4	-0.1	0.1	-0.2	0.0
New industrial building construction.....	80	110401	-0.5	0.4	-0.1	0.1	-0.2	0.0
New health care building construction.....	80	1105	-1.5	0.2	0.0	-0.3	0.0	0.0
New health care building construction.....	80	110501	-1.5	0.2	0.0	-0.3	0.0	0.0
Maintenance and repair of nonresidential buildings (partial).....	80	2	1.8	0.3	0.1	0.6	0.2	0.2
Maintenance and repair of nonresidential buildings (partial).....	80	21	1.8	0.3	0.1	0.6	0.2	0.2
Maintenance and repair of nonresidential buildings (partial).....	80	2101	1.8	0.3	0.1	0.6	0.2	0.2
Maintenance and repair of nonresidential buildings (partial).....	80	210101	1.8	0.3	0.1	0.6	0.2	0.2

¹ All indexes are subject to revision for 4 months after their originally scheduled publication to incorporate late reports and corrections by survey respondents.

² Due to incomplete coverage of the services sector, some services indexes in this table reflect only a portion of their wherever-provided output. These indexes are flagged using the term "partial" at the end of their titles. For more information regarding wherever-provided services indexes, go to <https://www.bls.gov/ppi/wepnotice.htm>. This webpage includes methodology documentation, a table identifying missing coverage areas for those indexes with incomplete coverage, and a concordance table between wherever-provided services indexes and Census product codes.

^p Preliminary

"—" Data not available.

Table 8. Producer price indexes and percentage changes for selected commodity and service groupings and individual items, seasonally adjusted
 [May 2024, Index base 1982=100, unless otherwise indicated]

Title	Commodity code		Other index base	Seasonally adjusted index ¹					Seasonally adjusted 1-month percent change ¹		
	Group code	Item code		Jan. 2024	Feb. 2024 ^P	Mar. 2024 ^P	Apr. 2024 ^P	May 2024 ^P	Feb. to Mar. ^P	Mar. to Apr. ^P	Apr. to May ^P
Goods											
Fruits & melons, fresh/dry vegs. & nuts.....	01	1		-	-	-	-	-	-	-	-
Fresh fruits and melons.....	01	11		-	-	-	-	-	-	-	-
Citrus fruits.....	01	1101		364.025	361.284	351.221	345.060	341.333	-2.8	-1.8	-1.1
Other fruits and berries.....	01	1102		-	-	-	-	-	-	-	-
Melons.....			12/91	-	-	-	-	-	-	-	-
Fresh and dry vegetables.....	01	13		-	-	-	-	-	-	-	-
Dry vegetables.....	01	1301		-	-	-	-	-	-	-	-
Fresh vegetables, except potatoes.....	01	1302		-	-	-	-	-	-	-	-
Sweet potatoes.....	01	1303		173.953	171.175	171.831	174.284	175.395	0.4	1.4	0.6
Potatoes.....	01	1306	12/11	96.481	97.413	109.547	109.816	106.030	12.5	0.2	-3.4
Tree nuts.....				-	-	-	-	-	-	-	-
Tree nuts.....				-	-	-	-	-	-	-	-
Grains.....	01	2		183.452	168.135	172.461	165.316	178.407	2.6	-4.1	7.9
Wheat.....	01	21		-	-	-	-	-	-	-	-
Wheat.....	01	2101		-	-	-	-	-	-	-	-
Other grains.....	01	22		184.782	167.990	174.139	166.038	177.043	3.7	-4.7	6.6
Barley.....	01	2201		-	-	-	-	-	-	-	-
Corn.....	01	2202		180.267	163.657	170.312	161.983	172.759	4.1	-4.9	6.7
Oats.....	01	2203		-	-	-	-	-	-	-	-
Sorghum.....	01	2205	12/91	-	-	-	-	-	-	-	-
Rough rice.....	01	23	12/91	146.313	137.212	132.349	129.243	125.199	-3.5	-2.3	-3.1
Rough rice.....	01	2301	12/91	146.313	137.212	132.349	129.243	125.199	-3.5	-2.3	-3.1
Livestock.....	01	3		220.779	242.403	255.423	263.331	263.685	5.4	3.1	0.1
Slaughter cattle.....	01	31		263.357	267.522	288.138	281.029	296.496	7.7	-2.5	5.5
Slaughter steers and heifers.....	01	3101		265.269	268.847	287.302	272.159	287.030	6.9	-5.3	5.5
Slaughter cows and bulls.....	01	3102		231.415	236.889	266.399	280.978	289.705	12.5	5.5	3.1
Slaughter vealers.....	01	3103		101.527	102.546	103.194	106.628	105.136	0.6	3.3	-1.4
Slaughter hogs.....	01	32		71.922	97.553	102.042	124.866	111.380	4.6	22.4	-10.8
Slaughter barrows and gilts.....	01	3201		71.358	96.827	100.731	123.832	111.243	4.0	22.9	-10.2
Slaughter sows.....	01	3202		-	-	-	-	-	-	-	-
Slaughter lambs.....	01	33		396.787	402.687	461.703	424.370	449.154	14.7	-8.1	5.8
Slaughter lambs.....	01	3301		396.787	402.687	461.703	424.370	449.154	14.7	-8.1	5.8
Feeder and replacement cattle.....			09/21	-	-	-	-	-	-	-	-
Feeder and replacement cattle.....			09/21	-	-	-	-	-	-	-	-
Slaughter poultry.....	01	4		341.737	344.404	332.204	311.857	307.752	-3.5	-6.1	-1.3
Slaughter chickens.....	01	41		360.559	367.853	352.628	333.908	325.348	-4.1	-5.3	-2.6
Broilers and other meat type chickens.....	01	4102		365.576	372.972	357.535	338.554	329.876	-4.1	-5.3	-2.6
Slaughter turkeys.....	01	42		263.883	244.103	244.952	213.297	230.559	0.3	-12.9	8.1
Slaughter turkeys.....	01	4201		263.883	244.103	244.952	213.297	230.559	0.3	-12.9	8.1
Slaughter ducks.....	01	43	12/91	-	-	-	-	-	-	-	-
Slaughter ducks.....	01	4301	12/91	-	-	-	-	-	-	-	-
Raw cotton.....	01	5		-	-	-	-	-	-	-	-
Raw cotton.....	01	51		-	-	-	-	-	-	-	-
Raw cotton.....	01	5101		-	-	-	-	-	-	-	-
Raw milk.....	01	6		150.976	158.651	158.799	155.149	152.932	0.1	-2.3	-1.4
Raw milk.....	01	61		151.587	159.292	159.441	155.777	153.551	0.1	-2.3	-1.4
Raw milk.....	01	6101		151.587	159.292	159.441	155.777	153.551	0.1	-2.3	-1.4
Chicken eggs.....	01	7		-	-	-	-	-	-	-	-
Chicken eggs.....	01	71		-	-	-	-	-	-	-	-
Eggs for fresh use.....	01	7107	12/91	-	-	-	-	-	-	-	-
Breaker stock and checks and undergrades.....	01	7108	12/91	-	-	-	-	-	-	-	-
Hay, hayseeds, and oilseeds.....	01	8		250.892	230.202	231.578	231.162	249.386	0.6	-0.2	7.9
Hay and hayseeds.....	01	81		-	-	-	-	-	-	-	-
Hay and hayseeds.....	01	8101		-	-	-	-	-	-	-	-
Oilseeds.....	01	83		229.224	208.789	209.539	207.485	217.188	0.4	-1.0	4.7
Oilseeds.....	01	8301		229.224	208.789	209.539	207.485	217.188	0.4	-1.0	4.7
Cereal and bakery products.....	02	1		329.905	328.672	328.333	327.878	329.438	-0.1	-0.1	0.5
Bakery products.....	02	11		-	-	-	-	-	-	-	-
Bread (white, wheat, rye, etc.), including frozen.....			06/06	-	-	-	-	-	-	-	-
Rolls (bread-type), muffins, bagels, and croissants.....	02	1105		-	-	-	-	-	-	-	-
Other sweet goods, excluding frozen.....				-	-	-	-	-	-	-	-
Soft cakes, excluding frozen.....	02	1108		-	-	-	-	-	-	-	-
Pies (fruit, cream, and custard), excluding frozen.....				-	-	-	-	-	-	-	-

See footnotes at end of table.

Table 8. Producer price indexes and percentage changes for selected commodity and service groupings and individual items, seasonally adjusted — Continued
 [May 2024, Index base 1982=100, unless otherwise indicated]

Title	Commodity code		Other index base	Seasonally adjusted index ¹					Seasonally adjusted 1-month percent change ¹		
	Group code	Item code		Jan. 2024	Feb. 2024 ^P	Mar. 2024 ^P	Apr. 2024 ^P	May 2024 ^P	Feb. to Mar. ^P	Mar. to Apr. ^P	Apr. to May ^P
Cookies, crackers, and related products.....	02	1121		-	-	-	-	-	-	-	-
Retail bakery products, excluding retail trade.....	02	1130	06/14	-	-	-	-	-	-	-	-
Flour and flour base mixes and doughs.....	02	12		-	-	-	-	-	-	-	-
Wheat flour.....	02	1203		-	-	-	-	-	-	-	-
Flour base mixes and doughs.....	02	1204		-	-	-	-	-	-	-	-
Milled rice and byproducts.....	02	13		-	-	-	-	-	-	-	-
Head rice.....	02	1301		-	-	-	-	-	-	-	-
Milled rice (incl second heads, screenings, brewers, bran, sharps, rice flour, and byproducts).....	02	1302	06/84	-	-	-	-	-	-	-	-
Cereal and pasta products.....	02	14		309.674	300.345	299.637	298.479	301.234	-0.2	-0.4	0.9
Dry macaroni, spaghetti, and egg noodle products, made from purchased flour.....	02	1402	06/85	-	-	-	-	-	-	-	-
Cereal and mill products, other than flour.....	02	1409	06/85	292.658	282.328	281.518	280.194	283.345	-0.3	-0.5	1.1
Meats, poultry, and fish.....	02	2		232.655	235.265	239.189	238.132	238.429	1.7	-0.4	0.1
Meats.....	02	21		241.788	247.403	248.865	243.336	241.741	0.6	-2.2	-0.7
Beef and veal products, fresh or frozen.....	02	2101		294.117	308.529	312.164	293.892	289.177	1.2	-5.9	-1.6
Lamb/mutton, fresh or frozen, not canned or made into sausage, made in slaughtering plants.....	02	2103		-	-	-	-	-	-	-	-
Pork products, fresh, frozen, or processed, except sausage.....	02	2104		180.813	180.520	178.834	178.008	182.306	-0.9	-0.5	2.4
Other meats, fresh, frozen, or canned.....	02	2105		223.382	224.727	226.624	230.250	226.827	0.8	1.6	-1.5
Processed poultry.....	02	22		170.545	171.252	178.286	182.850	186.617	4.1	2.6	2.1
Young chickens, including bulk, chilled, frozen, whole, and in parts.....	02	2203		200.144	196.963	201.702	204.681	205.254	2.4	1.5	0.3
Turkeys, including frozen, whole, and in parts.....	02	2206		-	-	-	-	-	-	-	-
Canned, cooked, smoked or prepared poultry.....	02	2208		-	-	-	-	-	-	-	-
Chicken hens and other poultry/small game.....	02		12/90	-	-	-	-	-	-	-	-
Unprocessed and prepared seafood.....	02	23		432.183	411.266	419.365	431.154	428.459	2.0	2.8	-0.6
Unprocessed finfish.....	02	2301		-	-	-	-	-	-	-	-
Unprocessed shellfish.....	02	2305	12/91	293.051	288.129	300.821	281.591	311.610	4.4	-6.4	10.7
Prepared fresh and frozen seafood.....	02		12/11	-	-	-	-	-	-	-	-
Dairy products.....	02	3		-	-	-	-	-	-	-	-
Fluid milk products.....	02	31		-	-	-	-	-	-	-	-
Packaged fluid milk and related products.....	02	3103	12/82	-	-	-	-	-	-	-	-
Cottage cheese.....	02	3104	12/82	-	-	-	-	-	-	-	-
Other milk products.....	02	3105	12/82	-	-	-	-	-	-	-	-
Bulk fluid milk and cream.....	02	3106	12/91	-	-	-	-	-	-	-	-
Butter.....	02	32		-	-	-	-	-	-	-	-
Butter.....	02	3201		-	-	-	-	-	-	-	-
Natural, processed, and imitation cheese.....	02	33		-	-	-	-	-	-	-	-
Natural cheese, except cottage cheese.....	02	3302		-	-	-	-	-	-	-	-
Processed cheese and related products.....	02	3303		-	-	-	-	-	-	-	-
Raw liquid whey.....	02		12/04	-	-	-	-	-	-	-	-
Ice cream and frozen desserts.....	02	34		288.325	288.311	287.316	285.984	286.951	-0.3	-0.5	0.3
Ice cream and frozen desserts.....	02	3402	06/83	284.448	284.426	283.442	282.124	283.076	-0.3	-0.5	0.3
Dry, condensed, and evaporated milk products.....	02	35		-	-	-	-	-	-	-	-
Dry milk products, including feed grade.....	02	3502	12/83	-	-	-	-	-	-	-	-
Liquid milk products.....	02		12/83	-	-	-	-	-	-	-	-
Ice cream mixes and related products.....	02		06/02	-	-	-	-	-	-	-	-
Processed fruits and vegetables.....	02	4		-	-	-	-	-	-	-	-
Canned fruits and juices.....	02	41		-	-	-	-	-	-	-	-
Canned fruits, excluding baby foods.....	02	4101		-	-	-	-	-	-	-	-
Canned and fresh fruit juices, nectars, and concentrates.....	02	4102		-	-	-	-	-	-	-	-
Frozen fruits, juices and ades.....	02	42		-	-	-	-	-	-	-	-
Frozen fruits.....	02	4202		-	-	-	-	-	-	-	-
Canned vegetables and juices.....	02	44		-	-	-	-	-	-	-	-
Canned vegetables and juices.....	02	4401		-	-	-	-	-	-	-	-
Frozen vegetables.....	02	45		-	-	-	-	-	-	-	-
Frozen potato products (French-fried, patties, puffs, etc.).....	02	4502	12/90	342.631	337.732	339.023	348.874	345.964	0.4	2.9	-0.8
Frozen vegetables, other than potato products.....	02	4505	12/90	-	-	-	-	-	-	-	-
Dried and dehydrated food.....	02		12/03	-	-	-	-	-	-	-	-
Dried and dehydrated food.....	02		12/03	-	-	-	-	-	-	-	-
Sugar and confectionery.....	02	5		-	-	-	-	-	-	-	-
Raw cane sugar and sugar cane mill products and byproducts.....	02			-	-	-	-	-	-	-	-
Raw cane sugar and sugarcane mill products and byproducts.....	02	5201		-	-	-	-	-	-	-	-
Refined sugar products and byproducts.....	02		12/02	-	-	-	-	-	-	-	-
Refined sugar products and byproducts.....	02			-	-	-	-	-	-	-	-
Confectionery materials.....	02	54		-	-	-	-	-	-	-	-
Confectionery materials.....	02	5401		-	-	-	-	-	-	-	-
Confectionery end products.....	02	55		-	-	-	-	-	-	-	-

See footnotes at end of table.

Table 8. Producer price indexes and percentage changes for selected commodity and service groupings and individual items, seasonally adjusted — Continued
 [May 2024, Index base 1982=100, unless otherwise indicated]

Title	Commodity code		Other index base	Seasonally adjusted index ¹					Seasonally adjusted 1-month percent change ¹		
	Group code	Item code		Jan. 2024	Feb. 2024 ^P	Mar. 2024 ^P	Apr. 2024 ^P	May 2024 ^P	Feb. to Mar. ^P	Mar. to Apr. ^P	Apr. to May ^P
Candy and nuts.....			06/83	-	-	-	-	-	-	-	-
Beverages and beverage materials.....	02	6		254.833	256.534	256.606	256.312	256.497	0.0	-0.1	0.1
Alcoholic beverages.....	02	61		220.460	220.061	219.516	219.865	219.472	-0.2	0.2	-0.2
Malt beverages.....	02	6101		234.235	233.444	233.566	234.250	234.874	0.1	0.3	0.3
Distilled and bottled liquor, excluding brandy.....	02	6102		196.326	195.962	192.617	192.672	193.255	-1.7	0.0	0.3
Wines, brandy, and brandy spirits.....			12/83	-	-	-	-	-	-	-	-
Soft drinks.....	02	62		-	-	-	-	-	-	-	-
Soft drinks, non-carbonated and bottled water.....			12/11	-	-	-	-	-	-	-	-
Soft drinks, carbonated, bottle/can, all types.....			01/24	-	-	-	-	-	-	-	-
Soft drinks, energy and sport.....				-	-	-	-	-	-	-	-
Packaged beverage materials.....	02	63		-	-	-	-	-	-	-	-
Coffee (whole bean, ground, & instant).....	02	6301		-	-	-	-	-	-	-	-
Tea in consumer packages, exc. canned ice tea.....	02	6303		-	-	-	-	-	-	-	-
Other beverage materials.....	02	64		325.851	323.935	326.800	325.528	328.176	0.9	-0.4	0.8
Other beverage materials.....	02	6401		325.851	323.935	326.800	325.528	328.176	0.9	-0.4	0.8
Fats and oils.....	02	7		-	-	-	-	-	-	-	-
Shortening, cooking oil, and margarine.....	02	78		-	-	-	-	-	-	-	-
Shortening, cooking oil, and margarine.....	02	7801		-	-	-	-	-	-	-	-
Other oilseed processing.....	02	7A	12/04	-	-	-	-	-	-	-	-
Other oilseed processing.....	02	7A01	12/04	-	-	-	-	-	-	-	-
Corn oil, crude and refined.....			01/16	-	-	-	-	-	-	-	-
Corn oil, made by wet milling.....			01/16	-	-	-	-	-	-	-	-
Miscellaneous processed foods.....	02	8		-	-	-	-	-	-	-	-
Canned jams, jellies, and preserves.....	02	81		-	-	-	-	-	-	-	-
Canned jams, jellies, and preserves.....				-	-	-	-	-	-	-	-
Pickles and other pickled products, including horseradish.....	02	82		-	-	-	-	-	-	-	-
Pickles and other pickled products.....	02	8201		-	-	-	-	-	-	-	-
Specialty canning.....	02	84		-	-	-	-	-	-	-	-
Specialty canning.....	02	8401		-	-	-	-	-	-	-	-
Frozen specialty food.....	02	85		-	-	-	-	-	-	-	-
Frozen specialty food.....	02	8501		-	-	-	-	-	-	-	-
Prepared sauces, except tomato.....				-	-	-	-	-	-	-	-
Prepared sauces, excluding tomato-based sauces and sauces comprised of 20 percent or more meat.....				-	-	-	-	-	-	-	-
Other miscellaneous processed foods.....				-	-	-	-	-	-	-	-
Other miscellaneous processed foods.....				-	-	-	-	-	-	-	-
Prepared animal feeds.....	02	9		240.036	234.357	229.650	228.479	228.901	-2.0	-0.5	0.2
Soybean cake, meal, and other byproducts.....	02	92		-	-	-	-	-	-	-	-
Soybean cake, meal, and byproducts.....	02	9201		-	-	-	-	-	-	-	-
Formula feeds.....	02	93		262.157	250.965	243.976	241.417	241.980	-2.8	-1.0	0.2
Formula feeds.....	02	9301		262.157	250.965	243.976	241.417	241.980	-2.8	-1.0	0.2
Miscellaneous feedstuffs.....	02	94		325.811	319.498	317.178	317.397	315.072	-0.7	0.1	-0.7
Pet food.....	02	9402		-	-	-	-	-	-	-	-
Miscellaneous feedstuffs other than pet food.....	02	9403		281.922	269.742	263.363	261.181	258.097	-2.4	-0.8	-1.2
Synthetic fibers.....	03	1		-	-	-	-	-	-	-	-
Unprocessed filament yarns.....	03	15		-	-	-	-	-	-	-	-
Noncellulosic and cellulosic organic fibers.....			05/22	-	-	-	-	-	-	-	-
Processed yarns and threads.....	03	2		-	-	-	-	-	-	-	-
Yarns.....	03	26		-	-	-	-	-	-	-	-
Spun cotton yarns.....	03	2601		158.345	154.745	154.954	152.867	151.436	0.1	-1.3	-0.9
Spun synthetic yarns.....				-	-	-	-	-	-	-	-
Textured and twisted yarns.....	03	2604	12/88	-	-	-	-	-	-	-	-
Other spun noncellulosic and natural fiber (excluding cotton and wool) yarns.....	03	2607	06/08	-	-	-	-	-	-	-	-
Greige fabrics.....	03	3		-	-	-	-	-	-	-	-
Greige broadwoven fabrics.....	03	37		-	-	-	-	-	-	-	-
Greige manmade, silk, and other natural fiber (exc cotton/wool) broadwoven fabrics.....	03	3703		-	-	-	-	-	-	-	-
Greige knit fabrics.....	03	38		-	-	-	-	-	-	-	-
Weft (circular) knit fabrics, greige goods (excluding hosiery).....	03	3803		-	-	-	-	-	-	-	-
Warp knit fabrics, greige goods (excluding hosiery).....	03	3804		-	-	-	-	-	-	-	-
Tire cord and tire fabric.....	03	39	06/84	-	-	-	-	-	-	-	-
Tire cord and tire fabrics.....	03	3901	06/84	-	-	-	-	-	-	-	-
Finished fabrics.....	03	4		-	-	-	-	-	-	-	-
Finished broadwoven fabrics.....	03	42		-	-	-	-	-	-	-	-
Finished cotton broadwoven fabrics.....	03	4201		-	-	-	-	-	-	-	-

See footnotes at end of table.

Table 8. Producer price indexes and percentage changes for selected commodity and service groupings and individual items, seasonally adjusted — Continued
 [May 2024, Index base 1982=100, unless otherwise indicated]

Title	Commodity code		Other index base	Seasonally adjusted index ¹					Seasonally adjusted 1-month percent change ¹		
	Group code	Item code		Jan. 2024	Feb. 2024 ^P	Mar. 2024 ^P	Apr. 2024 ^P	May 2024 ^P	Feb. to Mar. ^P	Mar. to Apr. ^P	Apr. to May ^P
Finished manmade, silk, and other natural fiber (exc. cotton and wool) broadwoven fabrics.....	03	4203		-	-	-	-	-	-	-	-
Woven and braided narrow fabrics.....	03	44		-	-	-	-	-	-	-	-
Woven and braided narrow fabrics.....	03	4402	06/84	-	-	-	-	-	-	-	-
Nonwoven fabrics and felts.....	03	45		-	-	-	-	-	-	-	-
Nonwoven fabrics and felts.....	03	4503		-	-	-	-	-	-	-	-
Coated fabrics, not rubberized.....	03	46	06/85	-	-	-	-	-	-	-	-
Coated fabrics, not rubberized.....	03	4601	06/85	-	-	-	-	-	-	-	-
Screen printed textile materials, embroideries, and lace goods.....	03	47	06/85	222.525	222.949	224.773	225.203	225.275	0.8	0.2	0.0
Screen printed textile and apparel materials and embroideries.....	03	4701	06/85	222.844	223.274	225.112	225.541	225.639	0.8	0.2	0.0
Knit fabrics, finished in knitting mills.....			12/03	-	-	-	-	-	-	-	-
Weft (circular) knit fabrics, knit and finished in the same establishment (excluding hosiery).....			12/03	-	-	-	-	-	-	-	-
Warp knit goods, knit and finished in the same establishment.....			12/03	-	-	-	-	-	-	-	-
Apparel & other fabricated textile prods.....	03	8		-	-	-	-	-	-	-	-
Apparel.....	03	81		-	-	-	-	-	-	-	-
Miscellaneous apparel and accessories.....			12/83	-	-	-	-	-	-	-	-
Women's, girls', and infants' cut and sew apparel.....			12/03	-	-	-	-	-	-	-	-
Men's and boys' cut and sew apparel.....			12/03	-	-	-	-	-	-	-	-
Apparel made in knitting mills.....			12/03	-	-	-	-	-	-	-	-
Textile house furnishings.....	03	82		-	-	-	-	-	-	-	-
Textile house furnishings.....	03	8203	06/83	-	-	-	-	-	-	-	-
Industrial and other fabricated products.....				-	-	-	-	-	-	-	-
Industrial and other fabricated products.....	03	8303		-	-	-	-	-	-	-	-
Miscellaneous textile products/services.....	03	9	06/85	-	-	-	-	-	-	-	-
Miscellaneous textile products/services.....			09/18	-	-	-	-	-	-	-	-
Miscellaneous textile products/services.....			09/18	-	-	-	-	-	-	-	-
Hides and skins, incl. cattle.....	04	1		100.635	93.509	94.496	96.283	97.659	1.1	1.9	1.4
Hides and skins, incl. cattle.....	04	19	06/01	46.073	42.810	43.262	44.081	44.710	1.1	1.9	1.4
Hides, skins, and pelts, made in slaughtering plants.....	04	1901	06/01	46.073	42.810	43.262	44.081	44.710	1.1	1.9	1.4
Leather.....	04	2		200.996	202.675	197.864	203.777	207.033	-2.4	3.0	1.6
Finished and unfinished leather.....	04	27	12/97	110.186	111.107	108.469	111.711	113.496	-2.4	3.0	1.6
Finished and unfinished leather.....	04	2701	12/97	110.186	111.107	108.469	111.711	113.496	-2.4	3.0	1.6
Footwear.....	04	3		-	-	-	-	-	-	-	-
Men's nonathletic footwear.....	04	31		-	-	-	-	-	-	-	-
Men's footwear (size 6 and larger), excluding athletic.....	04	3105	12/93	-	-	-	-	-	-	-	-
Women's nonathletic footwear.....	04	32		-	-	-	-	-	-	-	-
Women's footwear (size 4 and larger), excluding athletic.....	04	3205	12/93	-	-	-	-	-	-	-	-
Other footwear including slippers.....	04	39	12/02	-	-	-	-	-	-	-	-
Other footwear, excluding rubber and plastic soled footwear.....	04	3901	12/02	-	-	-	-	-	-	-	-
Other leather and related products.....	04	4		-	-	-	-	-	-	-	-
Luggage and small leather goods.....	04	41		-	-	-	-	-	-	-	-
Luggage and small leather goods.....	04	4101		-	-	-	-	-	-	-	-
Leather and leather-like goods, n.e.c.....	04	45	06/85	-	-	-	-	-	-	-	-
Leather and leather-like goods, n.e.c.....	04	4501	06/85	-	-	-	-	-	-	-	-
Coal.....	05	1		-	-	-	-	-	-	-	-
Coal.....	05	13		-	-	-	-	-	-	-	-
Coal.....	05	1301		-	-	-	-	-	-	-	-
Gas fuels.....				-	-	-	-	-	-	-	-
Natural gas.....				-	-	-	-	-	-	-	-
Natural gas.....				-	-	-	-	-	-	-	-
Liquefied petroleum gas.....	05	32		-	-	-	-	-	-	-	-
Liquefied petroleum gas.....				-	-	-	-	-	-	-	-
Electric power.....	05	4		268.227	272.892	271.995	274.111	271.449	-0.3	0.8	-1.0
Residential electric power.....	05	41	12/90	229.204	229.889	231.469	232.516	232.266	0.7	0.5	-0.1
Residential electric power.....	05	4121	12/90	229.204	229.889	231.469	232.516	232.266	0.7	0.5	-0.1
Commercial electric power.....	05	42		251.012	257.704	255.187	258.364	254.608	-1.0	1.2	-1.5
Commercial electric power.....	05	4221	12/90	219.739	225.563	223.378	226.138	222.553	-1.0	1.2	-1.6
Industrial electric power.....	05	43		301.133	307.276	305.867	309.403	299.745	-0.5	1.2	-3.1
Industrial electric power.....	05	4321	12/90	253.192	258.366	257.191	260.156	252.049	-0.5	1.2	-3.1
Transportation electric power.....	05	46	12/10	131.078	126.528	128.026	129.954	128.069	1.2	1.5	-1.5
Transportation electric power.....	05	4621	12/10	131.078	126.528	128.026	129.954	128.069	1.2	1.5	-1.5
Utility natural gas.....	05	5	12/90	269.531	278.066	269.640	262.168	257.289	-3.0	-2.8	-1.9
Residential natural gas.....	05	51	12/90	276.766	278.917	274.947	266.234	267.170	-1.4	-3.2	0.4
Residential natural gas.....	05	5121	12/90	276.766	278.917	274.947	266.234	267.170	-1.4	-3.2	0.4

See footnotes at end of table.

Table 8. Producer price indexes and percentage changes for selected commodity and service groupings and individual items, seasonally adjusted — Continued
 [May 2024, Index base 1982=100, unless otherwise indicated]

Title	Commodity code		Other index base	Seasonally adjusted index ¹					Seasonally adjusted 1-month percent change ¹		
	Group code	Item code		Jan. 2024	Feb. 2024 ^P	Mar. 2024 ^P	Apr. 2024 ^P	May 2024 ^P	Feb. to Mar. ^P	Mar. to Apr. ^P	Apr. to May ^P
Commercial natural gas.....	05	52	12/90	261.267	266.658	267.736	259.255	249.448	0.4	-3.2	-3.8
Commercial natural gas.....	05	5221	12/90	261.267	266.658	267.736	259.255	249.448	0.4	-3.2	-3.8
Industrial natural gas.....	05	53	12/90	215.279	213.814	213.281	205.946	195.088	-0.2	-3.4	-5.3
Industrial natural gas.....	05	5321	12/90	215.279	213.814	213.281	205.946	195.088	-0.2	-3.4	-5.3
Natural gas to electric power.....	05	54	12/90	232.156	249.117	232.359	227.733	219.966	-6.7	-2.0	-3.4
Natural gas to electric power.....	05	5421	12/90	232.156	249.117	232.359	227.733	219.966	-6.7	-2.0	-3.4
Crude petroleum (domestic production).....	05	6		-	-	-	-	-	-	-	-
Crude petroleum (domestic production).....	05	61		-	-	-	-	-	-	-	-
Crude petroleum (domestic production).....	05	6101		-	-	-	-	-	-	-	-
Petroleum products, refined.....	05	7		273.108	296.300	291.682	300.748	265.539	-1.6	3.1	-11.7
Gasoline.....	05	71		240.427	255.612	247.901	260.173	241.682	-3.0	5.0	-7.1
Unleaded premium gasoline.....	05	7103		277.884	289.947	277.625	292.903	267.432	-4.2	5.5	-8.7
Unleaded regular gasoline.....	05	7104		231.876	247.861	240.724	251.933	235.145	-2.9	4.7	-6.7
Unleaded mid-premium gasoline.....	05	7105	12/87	424.492	464.179	444.133	469.298	420.249	-4.3	5.7	-10.5
Kerosene and jet fuels.....	05	72		-	-	-	-	-	-	-	-
Kerosene.....	05	7202		-	-	-	-	-	-	-	-
Jet fuel.....	05	7203		-	-	-	-	-	-	-	-
Light fuel oils.....	05	73		321.326	365.685	371.273	381.447	291.463	1.5	2.7	-23.6
Home heating oil and distillates.....	05	7302		259.805	255.404	248.475	253.457	234.912	-2.7	2.0	-7.3
No. 2 diesel fuel.....	05	7303		339.580	390.112	397.057	408.103	308.088	1.8	2.8	-24.5
Residual fuels (heavy fuel oils, incl. #5, #6, & other residual fuels).....	05	74		-	-	-	-	-	-	-	-
Residual fuels (heavy fuel oils, incl. #5, #6, & other residual fuels).....	05	7407	06/85	-	-	-	-	-	-	-	-
Finished lubricants.....	05	76		-	-	-	-	-	-	-	-
Lubricating grease.....	05	7603		-	-	-	-	-	-	-	-
Lubricating and similar oils.....	05	7604	06/85	-	-	-	-	-	-	-	-
Lubricating oil base stocks.....	05	7609	06/09	-	-	-	-	-	-	-	-
Lubricating oil base stocks.....	05	7609	06/09	-	-	-	-	-	-	-	-
Asphalt and other petroleum and coal products, n.e.c.....	05	8	12/84	-	-	-	-	-	-	-	-
Asphalt and other petroleum and coal products, n.e.c.....	05	81	12/84	-	-	-	-	-	-	-	-
Asphalt.....	05	8102	06/85	283.233	244.317	265.759	253.598	261.734	8.8	-4.6	3.2
Other petroleum and coal products, including coke oven products, n.e.c.....	05	8102	12/84	-	-	-	-	-	-	-	-
Industrial chemicals.....	06	1		292.648	298.867	299.308	302.922	299.689	0.1	1.2	-1.1
Basic inorganic chemicals.....	06	13		-	-	-	-	-	-	-	-
Inorganic chemicals, other than alkalis and chlorine.....	06	1302		-	-	-	-	-	-	-	-
Alkalis and chlorine, including natural sodium carbonate and sulfate.....	06	1303		-	-	-	-	-	-	-	-
Basic organic chemicals.....	06	14		284.801	292.928	293.313	297.692	292.794	0.1	1.5	-1.6
Primary basic organic chemicals.....	06	1403		-	-	-	-	-	-	-	-
Cyclic intermediate chemicals and dyes.....	06	1403		-	-	-	-	-	-	-	-
Other basic organics.....	06	1403		278.546	283.244	275.786	278.552	275.261	-2.6	1.0	-1.2
Paints and allied products.....	06	2		-	-	-	-	-	-	-	-
Prepared paint.....	06	21		-	-	-	-	-	-	-	-
Architectural coatings.....	06	2101		-	-	-	-	-	-	-	-
OEM finishes excluding marine coatings.....	06	2103	06/83	-	-	-	-	-	-	-	-
Special purpose coatings, incl. marine, industrial & construction coatings.....	06	2103	06/83	-	-	-	-	-	-	-	-
Paint materials.....	06	22		-	-	-	-	-	-	-	-
Paint colors.....	06	22		-	-	-	-	-	-	-	-
Allied and miscellaneous paint products.....	06	23	06/83	-	-	-	-	-	-	-	-
Allied and miscellaneous paint products.....	06	2301	06/83	-	-	-	-	-	-	-	-
Drugs and pharmaceuticals.....	06	3		668.944	670.204	671.483	672.872	673.405	0.2	0.2	0.1
Medicinal and botanical chemicals, drugs, and other products.....	06	31		-	-	-	-	-	-	-	-
Medicinal and botanical chemicals, drugs, and other products.....	06	31	06/82	-	-	-	-	-	-	-	-
Veterinary pharmaceutical preparations.....	06	31		-	-	-	-	-	-	-	-
Pharmaceuticals for veterinary use.....	06	31	12/87	-	-	-	-	-	-	-	-
Biological products, including diagnostics.....	06	37		327.869	326.573	328.357	329.484	329.011	0.5	0.3	-0.1
Biological products, excluding diagnostic, for veterinary, industrial, and all other misc. uses.....	06	3717	12/04	-	-	-	-	-	-	-	-
Diagnostics.....	06	3717	06/09	-	-	-	-	-	-	-	-
Biological products, excluding diagnostic, for human use.....	06	3719	06/09	154.196	154.635	155.037	155.855	156.438	0.3	0.5	0.4
Pharmaceutical preparations.....	06	38	06/01	291.083	291.589	291.770	292.239	292.749	0.1	0.2	0.2
Pharmaceuticals affecting neoplasms, the endocrine system, & metabolic diseases.....	06	3801	06/01	314.477	313.927	314.770	315.184	315.721	0.3	0.1	0.2
Pharmaceuticals acting on the central nervous system and the sense organs.....	06	3802	06/01	350.353	351.994	351.497	352.605	353.927	-0.1	0.3	0.4
Pharmaceuticals acting on the cardiovascular system.....	06	3803	06/01	444.454	445.753	446.523	447.927	448.914	0.2	0.3	0.2
Pharmaceuticals acting on the respiratory system.....	06	3804	06/01	225.959	225.846	225.807	226.389	226.380	0.0	0.3	0.0
Pharmaceuticals acting on the digestive or the genito-urinary systems.....	06	3804	06/01	-	-	-	-	-	-	-	-
Pharmaceuticals acting on the skin.....	06	3804	06/01	-	-	-	-	-	-	-	-

See footnotes at end of table.

Table 8. Producer price indexes and percentage changes for selected commodity and service groupings and individual items, seasonally adjusted — Continued
 [May 2024, Index base 1982=100, unless otherwise indicated]

Title	Commodity code		Other index base	Seasonally adjusted index ¹					Seasonally adjusted 1-month percent change ¹		
	Group code	Item code		Jan. 2024	Feb. 2024 ^P	Mar. 2024 ^P	Apr. 2024 ^P	May 2024 ^P	Feb. to Mar. ^P	Mar. to Apr. ^P	Apr. to May ^P
Vitamin, nutrient, and hematonic preparations.....			06/01	-	-	-	-	-	-	-	-
Pharmaceuticals affecting parasitic and infective diseases.....	06	3808	06/01	278.289	279.685	279.874	280.251	280.629	0.1	0.1	0.1
Fats and oils, inedible.....	06	4		-	-	-	-	-	-	-	-
Fats and oils, inedible.....	06	41		-	-	-	-	-	-	-	-
Fats and oils, inedible.....	06	4101		-	-	-	-	-	-	-	-
Agricultural chemicals and chemical products.....	06	5		285.121	282.029	282.148	281.925	278.878	0.0	-0.1	-1.1
Mixed fertilizers.....	06	51		-	-	-	-	-	-	-	-
Mixed fertilizers.....	06	5105	06/86	-	-	-	-	-	-	-	-
Fertilizer materials.....	06	52		313.684	306.971	309.703	305.155	296.431	0.9	-1.5	-2.9
Nitrogenates.....	06	5201		340.868	320.186	333.776	329.719	329.975	4.2	-1.2	0.1
Phosphates.....	06	5202		305.747	308.332	303.280	297.929	278.715	-1.6	-1.8	-6.4
Other agricultural chemicals.....	06	53		-	-	-	-	-	-	-	-
Other agricultural chemicals.....	06	5301		-	-	-	-	-	-	-	-
Plastic resins and materials.....	06	6		268.863	270.913	267.001	270.688	271.597	-1.4	1.4	0.3
Thermoplastic resins and plastics materials.....	06	62		272.112	274.010	270.362	272.825	274.538	-1.3	0.9	0.6
Thermoplastic resins and plastics materials.....	06	6212	12/03	189.090	190.408	187.873	189.585	190.775	-1.3	0.9	0.6
Thermosetting resins and plastics materials.....	06	63		-	-	-	-	-	-	-	-
Thermosetting resins and plastics materials.....			12/98	-	-	-	-	-	-	-	-
Other chemicals and allied products.....	06	7		-	-	-	-	-	-	-	-
Soaps and detergents.....				-	-	-	-	-	-	-	-
Soaps and other detergents.....			06/83	-	-	-	-	-	-	-	-
Polish and other sanitation goods.....			06/83	-	-	-	-	-	-	-	-
Polish and other sanitation goods.....			06/83	-	-	-	-	-	-	-	-
Cosmetics and other toilet preparations.....	06	75		-	-	-	-	-	-	-	-
Shaving preparations.....	06	7502		-	-	-	-	-	-	-	-
Perfumes, toilet waters, and colognes.....	06	7503		-	-	-	-	-	-	-	-
Hair preparations (including shampoos).....	06	7504		-	-	-	-	-	-	-	-
Toothpastes, denture cleaners, and mouthwashes.....				-	-	-	-	-	-	-	-
Creams, lotions, and oils, excluding shaving, hair, and deodorant.....			06/99	-	-	-	-	-	-	-	-
Other cosmetics and toilet preparations.....			06/99	-	-	-	-	-	-	-	-
Misc. chemical prod. and preparations.....	06	79		-	-	-	-	-	-	-	-
Explosives and blasting accessories.....	06	7902		289.361	292.330	292.224	294.425	295.611	0.0	0.8	0.4
Industrial gases.....				-	-	-	-	-	-	-	-
Adhesives and sealants.....	06	7904	12/83	-	-	-	-	-	-	-	-
Surface active agents.....			12/83	-	-	-	-	-	-	-	-
Gum and wood chemicals, including wood distillation products.....			06/84	-	-	-	-	-	-	-	-
Other miscellaneous chemical products.....	06	7909		-	-	-	-	-	-	-	-
Rubber and rubber products.....	07	1		-	-	-	-	-	-	-	-
Synthetic rubber, inc. styrene-butadiene rubber (SBR) and ethylene propylene.....	07	11		-	-	-	-	-	-	-	-
Synthetic rubber.....	07	1102		-	-	-	-	-	-	-	-
Tires, tubes, tread, & repair materials.....	07	12		-	-	-	-	-	-	-	-
Tires.....				-	-	-	-	-	-	-	-
Tread rubber, tire sundries, and repair materials.....				-	-	-	-	-	-	-	-
Miscellaneous rubber products.....	07	13		-	-	-	-	-	-	-	-
Rubber and plastics footwear, including athletic footwear.....	07	1301		-	-	-	-	-	-	-	-
Rubber and plastic belts and belting.....	07	1303		353.583	353.532	353.271	353.859	354.375	-0.1	0.2	0.1
Rubber and plastics hose.....	07	1304		-	-	-	-	-	-	-	-
Miscellaneous rubber products, n.e.c.....	07	1306	06/83	-	-	-	-	-	-	-	-
Plastic products.....	07	2		-	-	-	-	-	-	-	-
Plastic construction products.....	07	21		-	-	-	-	-	-	-	-
Plastics construction products.....	07	2106		-	-	-	-	-	-	-	-
Unsupported plastic film, sheet and other shapes.....	07	22		-	-	-	-	-	-	-	-
Unsupported plastics film, sheet, and other shapes.....	07	2205	12/82	-	-	-	-	-	-	-	-
Laminated plastic sheets, rods, and tubes.....	07	23		-	-	-	-	-	-	-	-
Laminated plastics plates, sheet (except packaging), and shapes.....	07	2304		-	-	-	-	-	-	-	-
Parts for manufacturing from plastics.....				-	-	-	-	-	-	-	-
Parts for transportation equipment.....				-	-	-	-	-	-	-	-
Other parts and components for manufacturing.....				-	-	-	-	-	-	-	-
Foam components for furniture.....	07	2603	12/82	-	-	-	-	-	-	-	-
Other plastic products.....			12/82	-	-	-	-	-	-	-	-
Other plastics products.....			12/82	-	-	-	-	-	-	-	-
Plastic packaging products.....			12/06	-	-	-	-	-	-	-	-
Plastics packaging products.....			12/06	-	-	-	-	-	-	-	-
Consumer, institutional, and commercial products, n.e.c.....			12/06	-	-	-	-	-	-	-	-
All other consumer, institutional, and commercial products.....			12/06	-	-	-	-	-	-	-	-

See footnotes at end of table.

Table 8. Producer price indexes and percentage changes for selected commodity and service groupings and individual items, seasonally adjusted — Continued
 [May 2024, Index base 1982=100, unless otherwise indicated]

Title	Commodity code		Other index base	Seasonally adjusted index ¹					Seasonally adjusted 1-month percent change ¹		
	Group code	Item code		Jan. 2024	Feb. 2024 ^P	Mar. 2024 ^P	Apr. 2024 ^P	May 2024 ^P	Feb. to Mar. ^P	Mar. to Apr. ^P	Apr. to May ^P
Recyclable plastics.....	07	2C	12/11	-	-	-	-	-	-	-	-
Recyclable plastics.....	07	2C01	12/11	-	-	-	-	-	-	-	-
Lumber.....	08	1		246.093	241.503	242.774	252.505	245.985	0.5	4.0	-2.6
Softwood lumber.....	08	11		243.537	235.772	240.262	253.930	241.222	1.9	5.7	-5.0
Softwood cut stock and dimension.....	08	1105		233.677	221.324	223.930	222.854	222.615	1.2	-0.5	-0.1
Softwood lumber, not edge worked.....	08	1106	12/03	123.566	119.743	122.641	130.685	123.272	2.4	6.6	-5.7
Softwood lumber, made from purchased lumber.....	08	1107	12/03	259.436	252.846	246.441	250.213	246.393	-2.5	1.5	-1.5
Hardwood lumber.....	08	12		-	-	-	-	-	-	-	-
Hardwood cut stock and dimension.....	08	1203		-	-	-	-	-	-	-	-
Hardwood flooring.....			06/84	-	-	-	-	-	-	-	-
Hardwood lumber, not edge worked.....	08	1205	12/03	-	-	-	-	-	-	-	-
Millwork.....	08	2		352.541	356.720	354.403	355.619	353.530	-0.6	0.3	-0.6
General millwork.....	08	21		333.553	338.567	336.996	337.865	336.949	-0.5	0.3	-0.3
General millwork.....	08	2101		333.553	338.567	336.996	337.865	336.949	-0.5	0.3	-0.3
Prefabricated structural members.....	08	22		-	-	-	-	-	-	-	-
Prefabricated structural members.....	08	2201		-	-	-	-	-	-	-	-
Plywood.....	08	3		-	-	-	-	-	-	-	-
Softwood veneer and plywood.....	08	31		-	-	-	-	-	-	-	-
Softwood veneer and plywood.....				-	-	-	-	-	-	-	-
Hardwood veneer and plywood.....			12/05	-	-	-	-	-	-	-	-
Hardwood veneer and plywood.....			12/05	-	-	-	-	-	-	-	-
Other wood products.....	08	4		210.799	210.193	210.610	210.606	209.286	0.2	0.0	-0.6
Wood pallets and pallet containers, wood and metal combination.....	08	41		-	-	-	-	-	-	-	-
Wood pallets and pallet containers.....	08	4101		-	-	-	-	-	-	-	-
Wood boxes.....	08	42		-	-	-	-	-	-	-	-
Wood boxes.....	08	4201		-	-	-	-	-	-	-	-
Miscellaneous wood products.....	08	49		153.725	154.552	155.653	156.431	155.298	0.7	0.5	-0.7
Wood ties, siding, shingles, and shakes, and contract sawing of logs owned by others.....			12/03	-	-	-	-	-	-	-	-
Sawn wood fence stock, wood lath, and contract resawing and planing.....			12/03	-	-	-	-	-	-	-	-
All other miscellaneous wood products.....	08	4909	06/84	240.501	242.312	244.343	245.777	243.688	0.8	0.6	-0.8
Logs, bolts, timber, pulpwood and wood chips.....	08	5		-	-	-	-	-	-	-	-
Logs, bolts, timber, pulpwood and wood chips.....	08	51		-	-	-	-	-	-	-	-
Logs, bolts, timber, pulpwood and wood chips.....	08	5105	12/11	-	-	-	-	-	-	-	-
Prefabricated wood buildings & components.....	08	6	12/84	382.747	381.939	381.756	381.321	381.880	0.0	-0.1	0.1
Prefabricated wood buildings & components.....	08	61	12/84	382.747	381.939	381.756	381.321	381.880	0.0	-0.1	0.1
Prefabricated wood buildings and components.....	08	6101	12/84	382.747	381.939	381.756	381.321	381.880	0.0	-0.1	0.1
Treated wood and contract wood preserving.....	08	7	06/85	-	-	-	-	-	-	-	-
Treated wood and contract wood preserving.....	08	71	06/85	-	-	-	-	-	-	-	-
Treated wood.....	08	7101	06/85	-	-	-	-	-	-	-	-
Contract wood preservation.....	08	7102	06/85	-	-	-	-	-	-	-	-
Pulp, paper, and prod., ex. bldg. paper.....	09	1		-	-	-	-	-	-	-	-
Wood pulp.....	09	11		-	-	-	-	-	-	-	-
Wood pulp.....	09	1105	06/06	-	-	-	-	-	-	-	-
Recyclable paper.....	09	12		-	-	-	-	-	-	-	-
News and other low grade recyclable paper.....	09	1201		-	-	-	-	-	-	-	-
Corrugated recyclable paper.....	09	1203		-	-	-	-	-	-	-	-
High grade recyclable paper (including pulp substitutes and deinking).....	09	1207	12/86	-	-	-	-	-	-	-	-
Paper.....	09	13		-	-	-	-	-	-	-	-
Writing and printing papers.....	09	1301		-	-	-	-	-	-	-	-
Newsprint.....				-	-	-	-	-	-	-	-
Packaging and industrial converting paper.....	09	1303		-	-	-	-	-	-	-	-
All other coated and processed papers.....			12/82	-	-	-	-	-	-	-	-
Paperboard.....	09	14		-	-	-	-	-	-	-	-
Corrugated paperboard in sheets and rolls, lined and unlined.....	09	1405		-	-	-	-	-	-	-	-
Paperboard, excluding corrugated paperboard in sheets and rolls.....	09	1411	12/82	-	-	-	-	-	-	-	-
Converted paper and paperboard products.....	09	15		-	-	-	-	-	-	-	-
Sanitary paper products, including stock.....	09	1501		-	-	-	-	-	-	-	-
Paper, plastic, and foil bags.....	09	1502		-	-	-	-	-	-	-	-
Paper boxes and containers.....	09	1503		-	-	-	-	-	-	-	-
Other corrugated and solid fiber products, including containers, pallets, pads, etc.....	09	1504		-	-	-	-	-	-	-	-
Office supplies and accessories.....	09	1506		-	-	-	-	-	-	-	-
Fiber cans, tubes, and similar fiber products.....	09	1507		-	-	-	-	-	-	-	-
Molded pulp goods, including egg cartons, florists pots, food trays, etc.....			06/85	-	-	-	-	-	-	-	-
Miscellaneous converted paper and paperboard products.....	09	1509	12/84	-	-	-	-	-	-	-	-

See footnotes at end of table.

Table 8. Producer price indexes and percentage changes for selected commodity and service groupings and individual items, seasonally adjusted — Continued
 [May 2024, Index base 1982=100, unless otherwise indicated]

Title	Commodity code		Other index base	Seasonally adjusted index ¹					Seasonally adjusted 1-month percent change ¹		
	Group code	Item code		Jan. 2024	Feb. 2024 ^P	Mar. 2024 ^P	Apr. 2024 ^P	May 2024 ^P	Feb. to Mar. ^P	Mar. to Apr. ^P	Apr. to May ^P
Pressure-sensitive products.....			12/82	-	-	-	-	-	-	-	-
Pressure-sensitive products.....			12/82	-	-	-	-	-	-	-	-
Building paper & building board mill prods.....	09	2		-	-	-	-	-	-	-	-
Hardboard, particleboard & fiberboard prods.....	09	22		-	-	-	-	-	-	-	-
Particleboard and fiberboard.....				-	-	-	-	-	-	-	-
Hardboard products.....			06/84	-	-	-	-	-	-	-	-
Publications, printed matter and printing material.....			06/09	-	-	-	-	-	-	-	-
Books printing.....	09	44	12/83	-	-	-	-	-	-	-	-
Books printing.....	09	4401	12/83	-	-	-	-	-	-	-	-
Manifold business forms printing.....			12/83	-	-	-	-	-	-	-	-
Manifold business forms printing.....			12/83	-	-	-	-	-	-	-	-
Commercial printing.....	09	47	06/82	-	-	-	-	-	-	-	-
Magazine and periodical printing.....	09	4701	06/82	-	-	-	-	-	-	-	-
Label and wrapper printing for packaging.....			06/82	-	-	-	-	-	-	-	-
Catalog and directory printing.....	09	4703	06/82	-	-	-	-	-	-	-	-
Advertising printing.....	09	4705	06/82	-	-	-	-	-	-	-	-
Other general job printing.....	09	4706	06/82	-	-	-	-	-	-	-	-
Other commercial printing, incl. screen, engraving, digital, & general job exc. labels/wrappers.....			12/88	-	-	-	-	-	-	-	-
Blankbooks, binders, and bookbinding work.....	09	48	06/85	-	-	-	-	-	-	-	-
Tradebinding and related work.....	09	4802	12/85	-	-	-	-	-	-	-	-
Services for the printing trade.....	09	49	06/85	-	-	-	-	-	-	-	-
Prepress services, including platemaking.....	09	4905	12/03	-	-	-	-	-	-	-	-
Iron and steel.....	10	1		339.145	352.595	318.631	310.162	310.533	-9.6	-2.7	0.1
Iron ores.....	10	11		-	-	-	-	-	-	-	-
Iron ores.....	10	1105	12/97	-	-	-	-	-	-	-	-
Iron and steel scrap.....	10	12		594.748	572.680	483.520	503.115	508.127	-15.6	4.1	1.0
Carbon steel scrap.....	10	1211	12/86	557.974	536.750	444.299	470.053	463.162	-17.2	5.8	-1.5
Stainless and other alloy steel scrap.....	10	1212	12/86	-	-	-	-	-	-	-	-
Cast iron scrap.....	10	1213	12/86	288.758	259.085	235.631	255.241	261.281	-9.1	8.3	2.4
Other ferrous scrap.....	10	1215	06/06	-	-	-	-	-	-	-	-
Foundry and forge shop products.....	10	15		-	-	-	-	-	-	-	-
Pressure and soil pipe and fittings, cast iron.....	10	1502		-	-	-	-	-	-	-	-
Other gray and ductile iron castings.....	10	1504		-	-	-	-	-	-	-	-
Standard and pearlitic malleable iron castings.....	10	1505		-	-	-	-	-	-	-	-
Steel investment castings.....	10	1506		-	-	-	-	-	-	-	-
Carbon steel castings, except investment.....	10	1507		-	-	-	-	-	-	-	-
High alloy steel castings, excluding investment.....	10	1508		-	-	-	-	-	-	-	-
Other alloy steel castings, except investment.....	10	1509		-	-	-	-	-	-	-	-
Other forge shop products.....	10	1513	06/82	-	-	-	-	-	-	-	-
Steel mill products.....	10	17		-	-	-	-	-	-	-	-
Semifinished steel mill products.....	10	1702	06/82	435.981	426.001	414.449	400.860	399.305	-2.7	-3.3	-0.4
Hot rolled steel bars, plates, and structural shapes.....	10	1704	06/82	286.605	292.268	291.317	284.341	273.554	-0.3	-2.4	-3.8
Steel wire.....	10	1705	06/82	-	-	-	-	-	-	-	-
Steel pipe and tube.....	10	1706	06/82	-	-	-	-	-	-	-	-
Cold rolled steel sheet and strip.....	10	1707	06/82	-	-	-	-	-	-	-	-
Cold finished steel bars and bar shapes.....	10	1708	06/82	-	-	-	-	-	-	-	-
Electrometallurgical ferroalloy products.....	10	1712	12/17	116.385	113.101	106.834	103.120	103.108	-5.5	-3.5	0.0
Nonferrous metals.....	10	2		321.471	321.069	326.228	334.264	350.394	1.6	2.5	4.8
Nonferrous metal ores.....			12/83	-	-	-	-	-	-	-	-
Primary nonferrous metals.....	10	22		-	-	-	-	-	-	-	-
Primary nonferrous metals.....				-	-	-	-	-	-	-	-
Nonferrous scrap.....	10	23		434.730	430.148	446.735	463.099	506.559	3.9	3.7	9.4
Copper base scrap.....	10	2301		-	-	-	-	-	-	-	-
Aluminum base scrap.....	10	2302		255.890	261.190	257.909	263.122	310.592	-1.3	2.0	18.0
Other nonferrous scrap (including lead, zinc and precious metals).....	10	2303		-	-	-	-	-	-	-	-
Secondary nonferrous metals.....	10	24		-	-	-	-	-	-	-	-
Secondary aluminum.....	10	2402		-	-	-	-	-	-	-	-
Secondary copper, alloyed and unalloyed.....	10	2403		-	-	-	-	-	-	-	-
Secondary precious metals.....				-	-	-	-	-	-	-	-
All other miscellaneous secondary nonferrous metals, including lead and zinc.....			06/11	-	-	-	-	-	-	-	-
Nonferrous mill shapes.....	10	25		-	-	-	-	-	-	-	-
Aluminum mill shapes.....				-	-	-	-	-	-	-	-
Copper and brass mill shapes.....	10	2502		-	-	-	-	-	-	-	-
Nickel and nickel-base alloy mill shapes.....	10	2504		-	-	-	-	-	-	-	-
Titanium and titanium-base alloy mill shapes.....				-	-	-	-	-	-	-	-

See footnotes at end of table.

Table 8. Producer price indexes and percentage changes for selected commodity and service groupings and individual items, seasonally adjusted — Continued
 [May 2024, Index base 1982=100, unless otherwise indicated]

Title	Commodity code		Other index base	Seasonally adjusted index ¹					Seasonally adjusted 1-month percent change ¹		
	Group code	Item code		Jan. 2024	Feb. 2024 ^P	Mar. 2024 ^P	Apr. 2024 ^P	May 2024 ^P	Feb. to Mar. ^P	Mar. to Apr. ^P	Apr. to May ^P
Other nonferrous mill shapes.....				-	-	-	-	-	-	-	-
Nonferrous wire and cable.....	10	26		-	-	-	-	-	-	-	-
Nonferrous wire and cable.....			12/82	-	-	-	-	-	-	-	-
Nonferrous forge shop products.....	10	27	12/83	222.146	223.322	225.369	224.662	222.936	0.9	-0.3	-0.8
Nonferrous forge shop products.....			12/83	222.146	223.322	225.369	224.662	222.936	0.9	-0.3	-0.8
Nonferrous foundry shop products.....	10	28		280.057	282.447	283.052	282.395	285.510	0.2	-0.2	1.1
Aluminum castings.....	10	2802		232.169	234.439	235.609	234.375	236.028	0.5	-0.5	0.7
Castings, nonferrous (except aluminum).....			12/11	-	-	-	-	-	-	-	-
Metal containers.....	10	3		-	-	-	-	-	-	-	-
Metal cans and can components.....	10	31		-	-	-	-	-	-	-	-
Steel cans and tinware end products.....	10	3102		-	-	-	-	-	-	-	-
Aluminum cans and can components.....	10	3103		-	-	-	-	-	-	-	-
Barrels, drums, pails and other metal containers.....	10	32		-	-	-	-	-	-	-	-
Barrels, drums, pails and other metal containers.....	10	3201		-	-	-	-	-	-	-	-
Hardware.....	10	4		-	-	-	-	-	-	-	-
Hardware, n.e.c.....	10	41		-	-	-	-	-	-	-	-
Builders' hardware.....	10	4101		-	-	-	-	-	-	-	-
Transportation equipment hardware.....				-	-	-	-	-	-	-	-
Furniture hardware.....				-	-	-	-	-	-	-	-
Other miscellaneous hardware.....			06/85	-	-	-	-	-	-	-	-
Hand and edge tools.....	10	42		-	-	-	-	-	-	-	-
Hand and edge tools.....	10	4201		-	-	-	-	-	-	-	-
Plumbing fixtures and fittings.....	10	5		337.635	336.639	337.190	337.683	338.411	0.2	0.1	0.2
Plumbing fixture fittings and trim.....	10	54		399.874	395.386	396.381	398.259	399.830	0.3	0.5	0.4
Plumbing fixtures, fittings, and trim.....	10	5402		399.703	395.236	396.195	398.084	399.666	0.2	0.5	0.4
Enameled iron & metal sanitary ware.....	10	56	12/86	-	-	-	-	-	-	-	-
Enameled iron and metal sanitary ware.....	10	5601	12/86	-	-	-	-	-	-	-	-
Heating equipment.....	10	6		-	-	-	-	-	-	-	-
Steam and hot water equipment.....	10	61		-	-	-	-	-	-	-	-
Steam and hot water equipment.....	10	6101		-	-	-	-	-	-	-	-
Furnaces and heaters, including parts.....	10	62		-	-	-	-	-	-	-	-
Furnaces and heaters, including parts.....	10	6201		-	-	-	-	-	-	-	-
Other heating equipment, non-electric, including parts.....	10	63		-	-	-	-	-	-	-	-
Other heating equipment, non-electric, including parts.....	10	6301		-	-	-	-	-	-	-	-
Domestic heating stoves.....	10	64		-	-	-	-	-	-	-	-
Domestic heating stoves.....	10	6401		-	-	-	-	-	-	-	-
Domestic water heaters.....	10	66		-	-	-	-	-	-	-	-
Domestic water heaters.....	10	6601		-	-	-	-	-	-	-	-
Fabricated structural metal products.....	10	7		375.249	373.549	370.212	369.307	368.954	-0.9	-0.2	-0.1
Metal doors, sash, and trim.....	10	71		-	-	-	-	-	-	-	-
Metal doors and frames (except storm).....	10	7102	06/83	-	-	-	-	-	-	-	-
Metal windows (except storm sash).....			06/83	-	-	-	-	-	-	-	-
Metal molding and trim and store fronts.....			06/83	-	-	-	-	-	-	-	-
Metal combination screen, storm sash, and storm doors.....			06/83	-	-	-	-	-	-	-	-
Metal window and door screens (except combination screens) and metal weather strip.....			05/16	-	-	-	-	-	-	-	-
Metal tanks.....	10	72		-	-	-	-	-	-	-	-
Metal tanks.....	10	7201		-	-	-	-	-	-	-	-
Sheet metal products.....	10	73		-	-	-	-	-	-	-	-
Sheet metal products.....	10	7301		-	-	-	-	-	-	-	-
Structural, architectural, and pre-engineered metal products.....	10	74		374.298	369.922	363.973	363.193	363.847	-1.6	-0.2	0.2
Fabricated structural metal.....	10	7405		380.290	373.580	366.566	359.908	361.358	-1.9	-1.8	0.4
Custom roll form products.....	10	7407		-	-	-	-	-	-	-	-
Ornamental and architectural metal work.....			12/83	-	-	-	-	-	-	-	-
Fabricated metal pipe, tube, and fittings.....			12/11	-	-	-	-	-	-	-	-
Heat exchangers and steam condensers.....	10	75		443.541	443.232	441.009	439.102	444.062	-0.5	-0.4	1.1
Heat exchangers and steam condensers.....	10	7501		443.196	442.883	440.670	438.831	443.703	-0.5	-0.4	1.1
Fabricated steel plate.....	10	76		-	-	-	-	-	-	-	-
Fabricated steel plate.....	10	7601		-	-	-	-	-	-	-	-
Prefabricated metal buildings.....	10	79		561.729	560.449	555.364	559.138	554.317	-0.9	0.7	-0.9
Prefabricated metal building systems (excl. farm service bldgs, residential bldgs, and parts).....	10	7901		596.761	596.477	589.799	585.339	579.430	-1.1	-0.8	-1.0
Farm service buildings and other prefabricated and portable buildings, steel and aluminum.....	10	7902		-	-	-	-	-	-	-	-
Panels, parts, and sections for prefabricated buildings, steel and aluminum.....				-	-	-	-	-	-	-	-
Miscellaneous metal products.....	10	8		-	-	-	-	-	-	-	-

See footnotes at end of table.

Table 8. Producer price indexes and percentage changes for selected commodity and service groupings and individual items, seasonally adjusted — Continued
 [May 2024, Index base 1982=100, unless otherwise indicated]

Title	Commodity code		Other index base	Seasonally adjusted index ¹					Seasonally adjusted 1-month percent change ¹		
	Group code	Item code		Jan. 2024	Feb. 2024 ^P	Mar. 2024 ^P	Apr. 2024 ^P	May 2024 ^P	Feb. to Mar. ^P	Mar. to Apr. ^P	Apr. to May ^P
Bolts, nuts, screws, rivets, and washers.....	10	81		-	-	-	-	-	-	-	-
Externally threaded fasteners, except aircraft types.....			06/82	-	-	-	-	-	-	-	-
Internally threaded fasteners, except aircraft types.....			06/82	-	-	-	-	-	-	-	-
Nonthreaded metal fasteners, except aircraft types.....			06/82	-	-	-	-	-	-	-	-
Aircraft fasteners, except plastics (including aerospace).....			06/82	-	-	-	-	-	-	-	-
Formed products, except fasteners, made by cold-, warm-, or hot-heading processes.....			06/82	-	-	-	-	-	-	-	-
Lighting fixtures.....	10	83		-	-	-	-	-	-	-	-
Residential electric lighting fixtures, except portable.....				-	-	-	-	-	-	-	-
Commercial, institutional and industrial electric lighting fixtures.....	10	8303		-	-	-	-	-	-	-	-
Other lighting equipment.....	10	8305		-	-	-	-	-	-	-	-
Ammunition, except for small arms.....			12/85	-	-	-	-	-	-	-	-
Ammunition, except for small arms.....			12/85	-	-	-	-	-	-	-	-
Ordnance and ordnance accessories, n.e.c.....			12/85	-	-	-	-	-	-	-	-
Ordnance and ordnance accessories, n.e.c.....			12/85	-	-	-	-	-	-	-	-
Fabricated ferrous wire products.....	10	88	06/82	333.280	333.235	332.380	331.187	329.725	-0.3	-0.4	-0.4
Ferrous wire rope, cable, forms and strand.....			06/82	-	-	-	-	-	-	-	-
Ferrous wire cloth, other woven wire products.....	10	8807	06/82	-	-	-	-	-	-	-	-
Other fabricated ferrous wire products.....	10	8809	06/82	333.431	334.541	329.938	329.898	328.438	-1.4	0.0	-0.4
Steel nails, staples, tacks, spikes and brads.....			06/09	-	-	-	-	-	-	-	-
Other miscellaneous metal products.....	10	89		-	-	-	-	-	-	-	-
Wire springs.....				-	-	-	-	-	-	-	-
Other metal products.....	10	8905		-	-	-	-	-	-	-	-
Metal stampings n.e.c.....			06/84	-	-	-	-	-	-	-	-
Metal foil and leaf.....			12/84	-	-	-	-	-	-	-	-
Heavy gauge springs.....	10	8909	06/04	-	-	-	-	-	-	-	-
Agricultural machinery and equipment.....	11	1		-	-	-	-	-	-	-	-
Agricultural machinery and equipment.....	11	14	12/02	-	-	-	-	-	-	-	-
Commercial turf and grounds care equipment, including parts and attachments.....	11	1401	12/02	-	-	-	-	-	-	-	-
Farm plows, harrows, rollers, pulverizers, etc., and attachments.....			12/02	-	-	-	-	-	-	-	-
Farm dairy equipment, sprayers and dusters, farm blowers, and attachments.....			12/02	-	-	-	-	-	-	-	-
Planting, seeding, and fertilizing machinery and attachments.....	11	1405	12/02	-	-	-	-	-	-	-	-
Harvesting machinery (except hay and straw) and attachments.....	11	1406	12/82	-	-	-	-	-	-	-	-
Haying machinery and attachments.....	11	1407	12/82	-	-	-	-	-	-	-	-
All other farm machinery and equipment, excluding parts, including attachments.....			12/02	-	-	-	-	-	-	-	-
Parts for farm machinery, for sale separately.....			12/02	-	-	-	-	-	-	-	-
Construction machinery and equipment.....	11	2		-	-	-	-	-	-	-	-
Tractors and attachments, ex. parts.....			12/99	-	-	-	-	-	-	-	-
Construction machinery for mounting (excluding parts, winches, snow clearing attachments).....			12/99	-	-	-	-	-	-	-	-
Tractor shovel loaders (skid steer, wheel, crawler, and integral design backhoes).....	11	2A04		-	-	-	-	-	-	-	-
Construction wheel and crawler tractors, dozers, self-propelled log skidders, etc.....			12/03	-	-	-	-	-	-	-	-
Power cranes, draglines, & shovels (excavators) (incl. surface mining equipment) (excl. parts).....	11	2B	12/99	-	-	-	-	-	-	-	-
Power cranes, draglines, & shovels (excavators) (incl. surface mining equip.) (excluding parts).....	11	2B05	12/99	-	-	-	-	-	-	-	-
Mixers, pavers, and related equipment (excluding parts).....	11	2C		-	-	-	-	-	-	-	-
Mixers, pavers, and related equipment (excluding parts).....	11	2C01		-	-	-	-	-	-	-	-
Off-highway, equipment, ex. parts.....			12/99	-	-	-	-	-	-	-	-
Graders, rollers & compactors, rough-terrain forklifts, scrapers, trenchers, etc. (excl. parts).....			12/03	-	-	-	-	-	-	-	-
Misc. construction machinery and equipment.....	11	2J	12/05	-	-	-	-	-	-	-	-
Winches, aerial work platforms, and automotive wrecker hoists, including parts and attachments.....			12/05	-	-	-	-	-	-	-	-
Other construction machinery and equipment (excluding parts).....	11	2J03	12/03	-	-	-	-	-	-	-	-
Parts for construction machinery and equipment, sold separately.....			12/99	-	-	-	-	-	-	-	-
Parts for construction machinery and equipment, sold separately.....			12/99	-	-	-	-	-	-	-	-
Metalworking machinery and equipment.....	11	3		246.711	247.344	248.067	248.694	249.356	0.3	0.3	0.3
Power-driven handtools, including parts and attachments.....	11	32		-	-	-	-	-	-	-	-
Power-driven handtools, including parts and attachments.....	11	3211	12/04	-	-	-	-	-	-	-	-
Welding machines and equipment.....	11	33		-	-	-	-	-	-	-	-
Arc welding machines, components, and accessories, excluding electrodes and stud welding equip.....	11	3301		-	-	-	-	-	-	-	-
Resistance welders, components, accessories, and electrodes.....				-	-	-	-	-	-	-	-
Gas welding and cutting equipment, parts, attachments, and accessories.....	11	3304		-	-	-	-	-	-	-	-

See footnotes at end of table.

Table 8. Producer price indexes and percentage changes for selected commodity and service groupings and individual items, seasonally adjusted — Continued
 [May 2024, Index base 1982=100, unless otherwise indicated]

Title	Commodity code		Other index base	Seasonally adjusted index ¹					Seasonally adjusted 1-month percent change ¹		
	Group code	Item code		Jan. 2024	Feb. 2024 ^P	Mar. 2024 ^P	Apr. 2024 ^P	May 2024 ^P	Feb. to Mar. ^P	Mar. to Apr. ^P	Apr. to May ^P
Other welding equipment, components, and accessories (excluding arc, resistance, and gas).....			12/00	-	-	-	-	-	-	-	-
Industrial process furnaces and ovens.....	11	34		-	-	-	-	-	-	-	-
Industrial process furnaces and ovens, except parts and attachments.....	11	3407	12/04	-	-	-	-	-	-	-	-
Parts and attachments for industrial process furnaces and ovens.....			06/11	-	-	-	-	-	-	-	-
Cutting tools and accessories.....	11	35		-	-	-	-	-	-	-	-
Small cutting tools.....	11	3501		-	-	-	-	-	-	-	-
Other machine tool attachments and accessories.....	11	3505	06/83	-	-	-	-	-	-	-	-
Abrasive products.....	11	36		-	-	-	-	-	-	-	-
Nonmetallic sized grains, powders, and flour abrasives (incl. graded only)...				-	-	-	-	-	-	-	-
Nonmetallic abrasive products (including diamond abrasives).....	11	3603		-	-	-	-	-	-	-	-
Nonmetallic coated abrasive products and buffing wheels, polishing wheels, and laps.....	11	3605		-	-	-	-	-	-	-	-
Metal cutting machine tools.....	11	37		-	-	-	-	-	-	-	-
Other metal-cutting machine tools.....			12/09	-	-	-	-	-	-	-	-
Metal machining centers.....			12/09	-	-	-	-	-	-	-	-
Rebuilt metal-cutting machine tools and parts for metal-cutting machine tools.....			12/02	-	-	-	-	-	-	-	-
Metal forming machine tools.....	11	38		295.697	298.359	300.157	301.963	297.353	0.6	0.6	-1.5
Metal-forming machine tools (except rebuilt and parts).....	11	3826	12/09	152.761	154.725	155.868	157.080	155.234	0.7	0.8	-1.2
Rebuilt metal-forming machine tools and parts for metal-forming machine tools.....			12/02	-	-	-	-	-	-	-	-
Tools, dies, jigs, fixtures & ind. molds.....				-	-	-	-	-	-	-	-
Special tools, dies, jigs, and fixtures.....				-	-	-	-	-	-	-	-
Industrial molds and mold boxes.....				-	-	-	-	-	-	-	-
Metalworking machinery n. e. c.....			06/83	-	-	-	-	-	-	-	-
Rolling mill and other metalworking machinery, including assembly machines.....			09/23	-	-	-	-	-	-	-	-
General purpose machinery and equipment.....	11	4		334.022	336.267	337.030	338.222	339.116	0.2	0.4	0.3
Pumps, compressors, and equipment.....	11	41		-	-	-	-	-	-	-	-
Industrial pumps, except hydraulic fluid power pumps.....	11	4102		379.595	381.435	388.334	388.128	385.871	1.8	-0.1	-0.6
Parts and attachments for air and gas compressors and vacuum pumps.....	11	4107	06/84	-	-	-	-	-	-	-	-
Domestic water systems.....	11	4113	12/03	-	-	-	-	-	-	-	-
Air and gas compressors and vacuum pumps.....	11	4115	06/05	-	-	-	-	-	-	-	-
Other pumps, including parts and attachments.....	11	4119	12/83	-	-	-	-	-	-	-	-
Elevators, escalators, and other lifts.....	11	42		-	-	-	-	-	-	-	-
Elevators and moving stairways.....				-	-	-	-	-	-	-	-
Parts and attachments for elevators and moving stairs (sold separately).....	11	4202		-	-	-	-	-	-	-	-
Fluid power equipment.....	11	43		-	-	-	-	-	-	-	-
Fluid power pumps and parts.....	11	4301		-	-	-	-	-	-	-	-
Fluid power valves.....	11	4302		-	-	-	-	-	-	-	-
Fluid power cylinders, actuators, accumulators, cushions, & parts.....	11	4303		-	-	-	-	-	-	-	-
Fluid power hose and tube fittings.....				-	-	-	-	-	-	-	-
Parts for fluid power valves.....	11	4305	06/91	-	-	-	-	-	-	-	-
Industrial material handling equipment.....	11	44		-	-	-	-	-	-	-	-
Conveying equipment, except parts and accessories.....	11	4402		-	-	-	-	-	-	-	-
Industrial trucks, trailers, and stackers.....	11	4403		-	-	-	-	-	-	-	-
Hoists, overhead cranes, and monorail systems.....	11	4404		-	-	-	-	-	-	-	-
Parts and accessories for conveyors and conveying systems.....			09/18	-	-	-	-	-	-	-	-
Mechanical power transmission equipment.....	11	45		-	-	-	-	-	-	-	-
Speed changers, drives, gears.....	11	4501		-	-	-	-	-	-	-	-
Other power transmission equipment.....	11	4502	12/84	-	-	-	-	-	-	-	-
Scales and balances.....	11	46		-	-	-	-	-	-	-	-
Vehicle and industrial scales.....	11	4611	12/91	-	-	-	-	-	-	-	-
Retail, commercial, household, and mailing scales and balances.....	11	4612	12/91	-	-	-	-	-	-	-	-
Parts, attachments, and accessories for scales and balances.....	11	4613	12/91	-	-	-	-	-	-	-	-
Air purification equipment and industrial and commercial fans and blowers.....	11	47		-	-	-	-	-	-	-	-
Fan, blower, air purification equipment.....	11	4701		-	-	-	-	-	-	-	-
Air conditioning and refrigeration equip.....	11	48		293.405	297.000	294.647	296.914	299.353	-0.8	0.8	0.8
Unitary air-conditioners, except air source heat pumps.....				-	-	-	-	-	-	-	-
Commercial refrigeration equipment.....	11	4803		-	-	-	-	-	-	-	-
All other miscellaneous refrigeration and air-conditioning equipment.....	11	4806		-	-	-	-	-	-	-	-
Heat transfer equipment, including heat pumps.....	11	4807	12/11	171.965	173.933	172.710	173.537	175.035	-0.7	0.5	0.9
Parts and accessories for air conditioning and heat transfer equipment.....	11	4809	12/89	-	-	-	-	-	-	-	-
Refrigeration condensing units.....			01/19	-	-	-	-	-	-	-	-
Miscellaneous general purpose equipment.....	11	49		368.483	370.893	372.259	372.846	373.200	0.4	0.2	0.1
Metal valves, except fluid power.....	11	4902	12/82	438.956	440.670	442.934	443.848	442.506	0.5	0.2	-0.3
Metal pipe fittings, flanges, and unions.....			12/82	-	-	-	-	-	-	-	-
Ball and roller bearings.....	11	4905		-	-	-	-	-	-	-	-

See footnotes at end of table.

Table 8. Producer price indexes and percentage changes for selected commodity and service groupings and individual items, seasonally adjusted — Continued
 [May 2024, Index base 1982=100, unless otherwise indicated]

Title	Commodity code		Other index base	Seasonally adjusted index ¹					Seasonally adjusted 1-month percent change ¹		
	Group code	Item code		Jan. 2024	Feb. 2024 ^P	Mar. 2024 ^P	Apr. 2024 ^P	May 2024 ^P	Feb. to Mar. ^P	Mar. to Apr. ^P	Apr. to May ^P
Industrial patterns.....	11	4907	12/84	-	-	-	-	-	-	-	-
Filters and strainers.....	11	4908	12/84	-	-	-	-	-	-	-	-
Other miscellaneous general purpose equipment.....	11	4911	12/84	261.784	263.894	263.930	265.192	264.971	0.0	0.5	-0.1
Electronic computers and computer equipment.....			02/23	-	-	-	-	-	-	-	-
Electronic computers.....			02/23	-	-	-	-	-	-	-	-
Electronic computers.....			02/23	-	-	-	-	-	-	-	-
Computer storage devices.....			12/04	-	-	-	-	-	-	-	-
Computer storage devices (except parts, attachments and accessories).....			12/04	-	-	-	-	-	-	-	-
Computer peripheral equipment and parts.....			12/98	-	-	-	-	-	-	-	-
Parts, attachments, and accessories for computer terminals and peripherals.....			12/98	-	-	-	-	-	-	-	-
Computer terminals (including POS and funds-transfer devices) and other computer peripherals.....			06/99	-	-	-	-	-	-	-	-
Special industry machinery and equipment.....	11	6		281.931	282.721	282.951	283.369	284.950	0.1	0.1	0.6
Food products machinery.....	11	61		-	-	-	-	-	-	-	-
Dairy and milk products plant machinery and equipment.....				-	-	-	-	-	-	-	-
Commercial food products machinery (except packaging and cooking equipment).....	11	6104		-	-	-	-	-	-	-	-
Industrial food products machinery for processing foods, beverages, & animal & fowl feed.....	11	6105	12/83	-	-	-	-	-	-	-	-
Textile machinery and equipment.....	11	62		-	-	-	-	-	-	-	-
Textile machinery (except parts, attachments, and accessories).....	11	6212	06/86	-	-	-	-	-	-	-	-
Textile machinery parts and attachments.....				-	-	-	-	-	-	-	-
Sawmill and woodworking machinery.....	11	63		-	-	-	-	-	-	-	-
Sawmill and woodworking machinery.....			12/04	-	-	-	-	-	-	-	-
Paper industries machinery.....	11	64	06/82	-	-	-	-	-	-	-	-
Paper industries machinery.....	11	6401	06/82	-	-	-	-	-	-	-	-
Printing trades machinery and equipment.....				-	-	-	-	-	-	-	-
Other printing machinery and equipment.....			12/82	-	-	-	-	-	-	-	-
Other special industry machinery.....	11	66		261.283	262.087	262.194	262.514	266.287	0.0	0.1	1.4
Plastics and rubber working machinery.....				-	-	-	-	-	-	-	-
Miscellaneous special industry machinery.....	11	6606		255.460	256.373	256.495	256.858	261.144	0.0	0.1	1.7
Packing, packaging, and bottling machinery and parts.....	11	67		-	-	-	-	-	-	-	-
Packing, packaging, and bottling machinery and parts.....			06/06	-	-	-	-	-	-	-	-
Service industry machinery and parts.....	11	68	06/82	-	-	-	-	-	-	-	-
Service industry machinery and parts.....	11	6801	06/82	-	-	-	-	-	-	-	-
Electrical machinery and equipment.....	11	7		136.207	136.614	136.926	136.968	136.827	0.2	0.0	-0.1
Wiring devices.....	11	71		-	-	-	-	-	-	-	-
Current-carrying wiring devices.....	11	7101		-	-	-	-	-	-	-	-
Noncurrent-carrying wiring devices.....				-	-	-	-	-	-	-	-
Integrating and measuring instruments.....	11	72		-	-	-	-	-	-	-	-
Test equipment for electrical, radio, & communication circuits & motors.....			12/83	-	-	-	-	-	-	-	-
Motors, generators, motor generator sets.....	11	73		-	-	-	-	-	-	-	-
Fractional horsepower motors and generators.....	11	7303	06/83	-	-	-	-	-	-	-	-
Integral horsepower motors and generators (excluding land transportation types).....	11	7304	06/83	-	-	-	-	-	-	-	-
Parts and supplies for motors and generators.....			06/83	-	-	-	-	-	-	-	-
Other motors and generators.....	11	7311	06/06	-	-	-	-	-	-	-	-
Transformers and power regulators.....	11	74		-	-	-	-	-	-	-	-
Power and distribution transformers, except parts.....			12/99	-	-	-	-	-	-	-	-
Other transformers and parts for transformers.....			12/99	-	-	-	-	-	-	-	-
Switchgear, switchboard, industrial controls equipment.....	11	75		-	-	-	-	-	-	-	-
Industrial controls and related parts and accessories.....	11	7507		-	-	-	-	-	-	-	-
Switchgear and switchboard apparatus.....			06/05	-	-	-	-	-	-	-	-
Communications and related equipment and miscellaneous electronic systems & equipment.....	11	76	12/85	135.132	135.807	136.424	136.124	136.377	0.5	-0.2	0.2
Telephone and wireline data networking equipment.....	11	7601	12/85	-	-	-	-	-	-	-	-
Other communications and related equipment, including broadcast and wireless.....	11	7603	06/13	-	-	-	-	-	-	-	-
Electronic systems and equipment, n.e.c.....			12/03	-	-	-	-	-	-	-	-
Search, detection, navigation & guidance systems and equipment.....	11	7606	06/04	168.851	169.556	170.848	170.582	170.872	0.8	-0.2	0.2
Electric lamp bulbs, tubes, and components.....	11	77		-	-	-	-	-	-	-	-
Electric lamp bulbs, tubes, and components.....			12/04	-	-	-	-	-	-	-	-
Electronic components and accessories.....	11	78		68.602	68.600	68.574	68.803	68.265	0.0	0.3	-0.8
Relays for electronic circuitry, industrial control overload, and switchgear type.....	11	7821		-	-	-	-	-	-	-	-
Switches, mechanical, for electronic circuitry.....	11	7822	06/82	-	-	-	-	-	-	-	-
Connectors for electronic circuitry.....	11	7824		256.351	256.479	258.140	257.954	256.927	0.6	-0.1	-0.4
Filters, crystals, and transducers.....			06/82	-	-	-	-	-	-	-	-

See footnotes at end of table.

Table 8. Producer price indexes and percentage changes for selected commodity and service groupings and individual items, seasonally adjusted — Continued
 [May 2024, Index base 1982=100, unless otherwise indicated]

Title	Commodity code		Other index base	Seasonally adjusted index ¹					Seasonally adjusted 1-month percent change ¹		
	Group code	Item code		Jan. 2024	Feb. 2024 ^P	Mar. 2024 ^P	Apr. 2024 ^P	May 2024 ^P	Feb. to Mar. ^P	Mar. to Apr. ^P	Apr. to May ^P
Integrated microcircuits.....			06/05	-	-	-	-	-	-	-	-
Other semiconductor and related devices.....	11	7847	06/05	79.735	79.676	79.569	80.827	78.678	-0.1	1.6	-2.7
Bare printed circuit boards.....			12/00	-	-	-	-	-	-	-	-
Electronic coils, transformers, and other inductors.....	11	7853	06/82	-	-	-	-	-	-	-	-
Capacitors and resistors for electronic circuitry.....			12/22	-	-	-	-	-	-	-	-
Microwave components, electron tubes, and other electronic components, n.e.c.....			06/00	-	-	-	-	-	-	-	-
Printed circuit assemblies, loaded boards, modules and consumer external modems.....	11	7861	06/82	-	-	-	-	-	-	-	-
Miscellaneous electrical machinery and equipment.....				-	-	-	-	-	-	-	-
Storage batteries.....				-	-	-	-	-	-	-	-
Primary batteries.....				-	-	-	-	-	-	-	-
Carbon and graphite products.....	11	7903		-	-	-	-	-	-	-	-
X-ray and electromedical equipment.....	11	7905		-	-	-	-	-	-	-	-
Miscellaneous electrical industrial apparatus.....			12/85	-	-	-	-	-	-	-	-
All other electrical equipment and components, except industrial.....			12/06	-	-	-	-	-	-	-	-
Miscellaneous instruments.....	11	8		250.285	251.472	252.648	254.153	254.518	0.5	0.6	0.1
Automatic environmental controls for monitoring residential, commercial, and appliance use.....	11	81		-	-	-	-	-	-	-	-
Automatic environmental controls for monitoring residential, commercial, and appliance use.....	11	8105	12/03	-	-	-	-	-	-	-	-
Industrial process control instruments.....	11	82	06/83	296.414	297.221	298.952	300.280	300.340	0.6	0.4	0.0
Industrial process control instruments.....	11	8201	06/83	296.414	297.221	298.952	300.280	300.340	0.6	0.4	0.0
Fluid meters and counting devices.....	11	84	12/85	-	-	-	-	-	-	-	-
Fluid meters and counting devices.....	11	8401	12/85	-	-	-	-	-	-	-	-
Engineering and scientific instruments.....	11	85	12/85	283.423	284.776	286.518	293.284	294.491	0.6	2.4	0.4
Aeronautical, nautical, and navigational instruments.....	11	8501	12/85	317.526	319.977	321.498	328.133	328.669	0.5	2.1	0.2
Hospital beds and specialized hospital furniture.....			12/11	-	-	-	-	-	-	-	-
Measuring instruments and lenses.....	11	86	12/85	173.225	173.832	174.287	174.634	174.640	0.3	0.2	0.0
Sighting, tracking, and fire-control equipment, optical type.....	11	8601	12/85	-	-	-	-	-	-	-	-
All other miscellaneous optical instruments and lenses.....	11	8602	12/85	-	-	-	-	-	-	-	-
Laboratory analytical instruments.....	11	8603	12/85	184.778	186.000	186.639	186.500	186.460	0.3	-0.1	0.0
Measuring & controlling devices, n.e.c.....	11	89	06/85	-	-	-	-	-	-	-	-
Aircraft engine instruments.....			06/85	-	-	-	-	-	-	-	-
Nuclear radiation detection & monitoring instruments.....	11	8904	06/85	-	-	-	-	-	-	-	-
Physical properties and kinematic testing equipment.....			06/04	-	-	-	-	-	-	-	-
Commercial, geophysical, meteorological, surveying, drafting & general-purpose instruments.....			06/04	-	-	-	-	-	-	-	-
Miscellaneous machinery.....	11	9		-	-	-	-	-	-	-	-
Oil field and gas field machinery.....	11	91		-	-	-	-	-	-	-	-
Oil and gas field drilling, surveying, and cementing machinery (except parts sold separately).....	11	9102		-	-	-	-	-	-	-	-
Oil field and gas field production machinery (except pumps and parts sold separately).....				-	-	-	-	-	-	-	-
Parts and attachments for oil and gas field machinery and equipment.....			12/10	-	-	-	-	-	-	-	-
Mining machinery and equipment.....	11	92		-	-	-	-	-	-	-	-
Mining machinery and equipment (except parts sold separately).....			09/19	-	-	-	-	-	-	-	-
Parts and attachments for mining machinery and equipment (sold separately).....	11	9253		-	-	-	-	-	-	-	-
Internal combustion engines.....	11	94		-	-	-	-	-	-	-	-
Diesel, semidiesel, and dual-fuel engines (except automotive).....	11	9407	12/82	-	-	-	-	-	-	-	-
Diesel, semidiesel, and dual-fuel engines for automobiles, trucks, and buses.....	11	9408	12/82	-	-	-	-	-	-	-	-
Parts & accessories for internal combustion engines, ex. aircraft & gasoline automotive engines.....	11	9413		247.031	247.996	249.066	252.159	252.179	0.4	1.2	0.0
Machine shop products.....	11	95		-	-	-	-	-	-	-	-
Machine shop products.....			06/84	-	-	-	-	-	-	-	-
Turbines and turbine generator sets.....			06/87	-	-	-	-	-	-	-	-
Turbines and turbine generator sets (excluding parts).....			06/87	-	-	-	-	-	-	-	-
Parts & accessories for turbines, turbine generators, and turbine generator sets.....			09/15	-	-	-	-	-	-	-	-
Parts & accessories for turbines, turbine generators, and turbine generator sets.....			09/15	-	-	-	-	-	-	-	-
Household furniture.....	12	1		-	-	-	-	-	-	-	-
Metal household furniture.....	12	11		-	-	-	-	-	-	-	-
Metal household furniture.....				-	-	-	-	-	-	-	-
Wood household furniture (nonupholstered).....	12	12		-	-	-	-	-	-	-	-
Wood household furniture (nonupholstered).....			12/22	-	-	-	-	-	-	-	-
Upholstered household furniture.....	12	13		-	-	-	-	-	-	-	-
Upholstered household furniture.....	12	1301		-	-	-	-	-	-	-	-

See footnotes at end of table.

Table 8. Producer price indexes and percentage changes for selected commodity and service groupings and individual items, seasonally adjusted — Continued
 [May 2024, Index base 1982=100, unless otherwise indicated]

Title	Commodity code		Other index base	Seasonally adjusted index ¹					Seasonally adjusted 1-month percent change ¹		
	Group code	Item code		Jan. 2024	Feb. 2024 ^P	Mar. 2024 ^P	Apr. 2024 ^P	May 2024 ^P	Feb. to Mar. ^P	Mar. to Apr. ^P	Apr. to May ^P
Bedding.....	12	14		-	-	-	-	-	-	-	-
Bedding.....				-	-	-	-	-	-	-	-
Metal porch, lawn, outdoor & casual furniture.....	12	15		-	-	-	-	-	-	-	-
Porch and lawn furniture.....	12	1501		-	-	-	-	-	-	-	-
Nonupholstered household furniture, except wood and metal.....			12/85	-	-	-	-	-	-	-	-
Nonupholstered household furniture, except wood and metal.....			12/85	-	-	-	-	-	-	-	-
Commercial furniture.....	12	2		-	-	-	-	-	-	-	-
Wood office furniture and store fixtures.....	12	21		-	-	-	-	-	-	-	-
Wood office furniture and store fixtures.....				-	-	-	-	-	-	-	-
Nonwood furniture and store fixtures.....	12	22		-	-	-	-	-	-	-	-
Nonwood commercial storage units, files, and tables.....				-	-	-	-	-	-	-	-
Nonwood commercial furniture.....				-	-	-	-	-	-	-	-
Nonwood partitions and fixtures.....			12/83	-	-	-	-	-	-	-	-
Public building furniture.....			12/84	-	-	-	-	-	-	-	-
Public building furniture.....			12/84	-	-	-	-	-	-	-	-
Commercial furniture and fixtures, n.e.c.....	12	24	12/85	-	-	-	-	-	-	-	-
Commercial furniture and fixtures, n.e.c.....	12	2401	12/85	-	-	-	-	-	-	-	-
Floor coverings.....	12	3		-	-	-	-	-	-	-	-
Carpets and rugs.....	12	31		-	-	-	-	-	-	-	-
Carpet and rugs.....				-	-	-	-	-	-	-	-
Resilient floor coverings.....	12	32		-	-	-	-	-	-	-	-
Resilient floor coverings.....	12	3201		-	-	-	-	-	-	-	-
Household appliances.....	12	4		-	-	-	-	-	-	-	-
Major appliances.....	12	41		-	-	-	-	-	-	-	-
Household cooking appliances.....				-	-	-	-	-	-	-	-
Household refrigeration equipment.....				-	-	-	-	-	-	-	-
Other major household appliances including room air-conditioners.....	12	4104		-	-	-	-	-	-	-	-
Household vacuum cleaners, including parts and attachments.....	12	43		-	-	-	-	-	-	-	-
Household vacuum cleaners and other floor care machines (including parts and attachments).....	12	4301		-	-	-	-	-	-	-	-
Electric housewares and fans.....	12	44		-	-	-	-	-	-	-	-
Parts and attachments for small electric household appliances, including fan parts.....			12/82	-	-	-	-	-	-	-	-
Small electric household appliances, including fans.....			05/21	-	-	-	-	-	-	-	-
Portable residential lighting fixtures, including parts and accessories.....	12	45		-	-	-	-	-	-	-	-
Portable residential lighting fixtures, including parts and accessories.....				-	-	-	-	-	-	-	-
Home electronic equipment.....	12	5		-	-	-	-	-	-	-	-
Speakers and commercial sound equipment.....	12	57	12/03	-	-	-	-	-	-	-	-
Speakers and commercial sound equipment.....	12	5707	12/03	-	-	-	-	-	-	-	-
Other home electronic equipment.....			06/04	-	-	-	-	-	-	-	-
Other home electronic equipment, including television receivers and automotive A/V equipment.....			01/17	-	-	-	-	-	-	-	-
Other household durable goods.....	12	6		-	-	-	-	-	-	-	-
Vitreous china, fine earthenware, and other pottery products.....	12	61		-	-	-	-	-	-	-	-
Vitreous china, porcelain, and earthenware table and kitchenware and other pottery products.....	12	6101		-	-	-	-	-	-	-	-
Mirrors (decorated and undecorated).....				-	-	-	-	-	-	-	-
Mirrors (decorated and undecorated), made from purchased glass.....				-	-	-	-	-	-	-	-
Lawn/garden equipment.....	12	66		-	-	-	-	-	-	-	-
Parts and attachments for consumer lawn, garden, and snow equipment.....			12/82	-	-	-	-	-	-	-	-
Consumer lawn, garden, and snow equipment.....			05/18	-	-	-	-	-	-	-	-
Cutlery, flatware (except precious), razors and razor blades.....	12	67		-	-	-	-	-	-	-	-
Cutlery, flatware (except precious), razors and razor blades.....	12	6701		-	-	-	-	-	-	-	-
Metal kitchen utensil, pots, and pans.....				-	-	-	-	-	-	-	-
Metal kitchen utensil, pots, and pans.....				-	-	-	-	-	-	-	-
Window shades, blinds, and accessories.....	12	69	06/84	-	-	-	-	-	-	-	-
Window shades, blinds, and accessories.....	12	6901	06/84	-	-	-	-	-	-	-	-
Glass.....				-	-	-	-	-	-	-	-
Flat glass.....	13	11		-	-	-	-	-	-	-	-
Specialty glass.....	13	1107		-	-	-	-	-	-	-	-
Flat glass (float, sheet, and plate process).....			12/22	-	-	-	-	-	-	-	-
Other finished glassware.....	13	13	06/83	-	-	-	-	-	-	-	-
Pressed and blown glassware.....	13	1301	06/83	-	-	-	-	-	-	-	-
Concrete ingredients and related products.....	13	2		424.746	424.621	427.249	429.082	430.121	0.6	0.4	0.2
Construction sand, gravel, and crushed stone.....	13	21		483.013	482.311	483.957	486.806	487.618	0.3	0.6	0.2
Construction sand, gravel and crushed stone.....	13	2101		483.013	482.311	483.957	486.806	487.618	0.3	0.6	0.2
Cement, hydraulic.....	13	22		345.688	346.649	351.341	351.378	352.927	1.4	0.0	0.4

See footnotes at end of table.

Table 8. Producer price indexes and percentage changes for selected commodity and service groupings and individual items, seasonally adjusted — Continued
 [May 2024, Index base 1982=100, unless otherwise indicated]

Title	Commodity code		Other index base	Seasonally adjusted index ¹					Seasonally adjusted 1-month percent change ¹		
	Group code	Item code		Jan. 2024	Feb. 2024 ^P	Mar. 2024 ^P	Apr. 2024 ^P	May 2024 ^P	Feb. to Mar. ^P	Mar. to Apr. ^P	Apr. to May ^P
Cement, hydraulic.....	13	2201		345.688	346.649	351.341	351.378	352.927	1.4	0.0	0.4
Concrete products.....	13	3		378.625	381.687	385.205	382.563	382.124	0.9	-0.7	-0.1
Concrete block and brick.....	13	31		373.769	373.518	375.932	375.367	377.778	0.6	-0.2	0.6
Structural concrete block.....	13	3111		-	-	-	-	-	-	-	-
Decorative concrete block.....	13	3121		329.707	330.152	330.140	329.892	331.668	0.0	-0.1	0.5
Concrete brick.....				-	-	-	-	-	-	-	-
Concrete pavers.....	13	3141		309.375	313.691	315.715	313.737	315.048	0.6	-0.6	0.4
Concrete pipe.....				-	-	-	-	-	-	-	-
Concrete pipe.....				-	-	-	-	-	-	-	-
Ready-mix concrete.....	13	33		375.998	379.815	385.329	381.727	381.238	1.5	-0.9	-0.1
Ready-mix concrete.....	13	3301		375.998	379.815	385.329	381.727	381.238	1.5	-0.9	-0.1
Precast concrete products.....	13	34		391.341	394.671	394.214	392.938	392.174	-0.1	-0.3	-0.2
Precast concrete products.....	13	3401		391.341	394.671	394.214	392.938	392.174	-0.1	-0.3	-0.2
Prestressed concrete products.....				-	-	-	-	-	-	-	-
Prestressed concrete products.....				-	-	-	-	-	-	-	-
Clay construction products ex. refractories.....	13	4		-	-	-	-	-	-	-	-
Brick and structural clay tile.....	13	42	12/84	-	-	-	-	-	-	-	-
Building or common brick.....	13	4201	12/84	-	-	-	-	-	-	-	-
Glazed brick and other brick (paving, floor, and sewer).....	13	4202	12/84	-	-	-	-	-	-	-	-
Clay floor and wall tile, glazed and unglazed.....	13	44		-	-	-	-	-	-	-	-
Clay floor and wall tile, glazed and unglazed (including quarry tile and ceramic mosaic tile).....				-	-	-	-	-	-	-	-
Structural clay products, n.e.c.....	13	45		-	-	-	-	-	-	-	-
Structural clay products, n.e.c.....	13	4501		-	-	-	-	-	-	-	-
Refractories.....	13	5		-	-	-	-	-	-	-	-
Clay refractories.....	13	52		-	-	-	-	-	-	-	-
Clay refractories.....	13	5201		-	-	-	-	-	-	-	-
Nonclay refractories.....	13	53		-	-	-	-	-	-	-	-
Nonclay refractories (excluding dead-burned magnesia).....	13	5301		-	-	-	-	-	-	-	-
Asphalt felts and coatings.....	13	6		-	-	-	-	-	-	-	-
Prepared asphalt and tar roofing and siding products.....	13	61		-	-	-	-	-	-	-	-
Prepared asphalt and tar roofing and siding products.....	13	6101		-	-	-	-	-	-	-	-
Roofing asphalts, pitches, coatings, and cement.....	13	62		-	-	-	-	-	-	-	-
Roofing asphalts, pitches, coatings, and cement.....	13	6201		-	-	-	-	-	-	-	-
Gypsum products.....	13	7		454.179	464.525	470.099	468.444	470.437	1.2	-0.4	0.4
Gypsum products.....	13	71		454.179	464.525	470.099	468.444	470.437	1.2	-0.4	0.4
Gypsum products.....	13	7101		454.179	464.525	470.099	468.444	470.437	1.2	-0.4	0.4
Glass containers.....	13	8		278.553	279.498	280.797	279.964	280.897	0.5	-0.3	0.3
Glass containers.....	13	81		278.553	279.498	280.797	279.964	280.897	0.5	-0.3	0.3
Glass containers (including value of packaging).....	13	8101		278.553	279.498	280.797	279.964	280.897	0.5	-0.3	0.3
Other nonmetallic minerals.....	13	9		326.201	326.218	328.470	326.970	327.175	0.7	-0.5	0.1
Insulation materials.....	13	92		-	-	-	-	-	-	-	-
Mineral wool for thermal and acoustical envelope insulation.....	13	9201		-	-	-	-	-	-	-	-
Mineral wool for industrial, equipment, and appliance insulation.....				-	-	-	-	-	-	-	-
Paving mixtures and blocks.....	13	94		404.788	403.169	407.296	407.697	402.739	1.0	0.1	-1.2
Paving mixtures and blocks.....	13	9401		404.788	403.169	407.296	407.697	402.739	1.0	0.1	-1.2
Cut stone and stone products.....			12/84	-	-	-	-	-	-	-	-
Cut stone and stone products.....			12/84	-	-	-	-	-	-	-	-
Gaskets, packing, and sealing devices.....	13	98	12/85	-	-	-	-	-	-	-	-
Gaskets and gasketing material.....	13	9801	12/85	-	-	-	-	-	-	-	-
Packing and sealing.....	13	9802	12/85	-	-	-	-	-	-	-	-
Nonmetallic minerals and products, n.e.c.....	13	99	06/82	-	-	-	-	-	-	-	-
Clay and stone mining and quarrying.....	13	9902	06/84	-	-	-	-	-	-	-	-
All other nonmetallic mineral products.....	13	9903	12/85	244.570	244.219	242.947	242.550	243.707	-0.5	-0.2	0.5
Motor vehicles and equipment.....	14	1		170.015	170.297	170.696	170.669	170.573	0.2	0.0	-0.1
Motor vehicles.....	14	11		171.640	172.073	172.668	172.546	172.403	0.3	-0.1	-0.1
Passenger cars and chassis.....	14	1101		137.927	138.239	138.589	138.865	138.406	0.3	0.2	-0.3
Motorcycles, including three-wheel motorbikes, motorscooters, mopeds, and parts.....	14	1104		-	-	-	-	-	-	-	-
Trucks, truck tractors, & bus chassis 14,000 lb or less, incl. minivans & suvs.....	14	1105		200.596	201.188	201.919	201.624	201.485	0.4	-0.1	-0.1
Trucks, over 14,000 lbs GVW.....	14	1106		-	-	-	-	-	-	-	-
Motor vehicles parts.....	14	12		-	-	-	-	-	-	-	-
Motor vehicles parts.....			12/03	-	-	-	-	-	-	-	-
Truck and bus bodies.....	14	13	12/82	-	-	-	-	-	-	-	-
Truck and bus bodies sold separately.....	14	1301	12/82	-	-	-	-	-	-	-	-

See footnotes at end of table.

Table 8. Producer price indexes and percentage changes for selected commodity and service groupings and individual items, seasonally adjusted — Continued
 [May 2024, Index base 1982=100, unless otherwise indicated]

Title	Commodity code		Other index base	Seasonally adjusted index ¹					Seasonally adjusted 1-month percent change ¹		
	Group code	Item code		Jan. 2024	Feb. 2024 ^P	Mar. 2024 ^P	Apr. 2024 ^P	May 2024 ^P	Feb. to Mar. ^P	Mar. to Apr. ^P	Apr. to May ^P
Complete vehicles on purchased chassis.....			12/82	-	-	-	-	-	-	-	-
Truck trailers.....	14	14		-	-	-	-	-	-	-	-
Truck trailers.....	14	1406	12/86	-	-	-	-	-	-	-	-
Motor homes, built on purchased chassis.....	14	15	06/84	-	-	-	-	-	-	-	-
Motor homes, built on purchased chassis.....	14	1501	06/84	-	-	-	-	-	-	-	-
Travel trailers and campers.....	14	16	06/84	-	-	-	-	-	-	-	-
Travel trailers.....	14	1601	06/84	-	-	-	-	-	-	-	-
Camping trailers, campers, pick-up covers, and parts.....	14	1602	06/84	-	-	-	-	-	-	-	-
Aircraft and aircraft equipment.....	14	2		314.700	315.677	316.050	317.095	317.552	0.1	0.3	0.1
Aircraft.....	14	21		352.421	353.192	353.690	354.193	354.607	0.1	0.1	0.1
Civilian aircraft.....	14	2102	12/85	337.558	338.604	339.280	339.961	340.524	0.2	0.2	0.2
Military aircraft.....			06/13	-	-	-	-	-	-	-	-
Aircraft engine and engine parts.....	14	23	12/85	256.841	258.598	258.791	259.299	260.159	0.1	0.2	0.3
Aircraft engine and engine parts.....	14	2301	12/85	256.841	258.598	258.791	259.299	260.159	0.1	0.2	0.3
Other aircraft parts and equipment.....	14	25	06/85	210.344	210.923	211.094	213.410	213.543	0.1	1.1	0.1
Other aircraft parts and equipment.....	14	2501	06/85	210.344	210.923	211.094	213.410	213.543	0.1	1.1	0.1
Ships and boats.....	14	3		310.021	311.068	311.219	312.502	312.872	0.0	0.4	0.1
Ships.....	14	31	12/85	-	-	-	-	-	-	-	-
Military self-propelled ships, new construction.....			06/96	-	-	-	-	-	-	-	-
Nonmilitary self-propelled ships, new construction.....			06/96	-	-	-	-	-	-	-	-
Boats.....	14	32		358.704	358.363	359.745	360.813	362.850	0.4	0.3	0.6
Outboard motorboats, including commercial and military (except sailboats and lifeboats).....	14	3201		410.112	410.048	411.487	413.032	415.514	0.4	0.4	0.6
Inboard motorboats, including commercial and military (except sailboats and lifeboats).....	14	3202		-	-	-	-	-	-	-	-
Inboard-outdrive boats, including commercial and military (except sailboats and lifeboats).....	14	3203		293.042	292.532	293.831	293.471	294.647	0.4	-0.1	0.4
All other boats (excluding military and commercial).....				-	-	-	-	-	-	-	-
Railroad equipment.....	14	4		-	-	-	-	-	-	-	-
Railroad cars and locomotives.....			05/22	-	-	-	-	-	-	-	-
Railroad cars and locomotives.....			05/22	-	-	-	-	-	-	-	-
Railway maintenance of way equipment and parts.....			05/22	-	-	-	-	-	-	-	-
Railway maintenance of way equipment and parts.....				-	-	-	-	-	-	-	-
Transportation equipment, n.e.c.....			06/85	-	-	-	-	-	-	-	-
Transportation equipment, n.e.c.....			06/85	-	-	-	-	-	-	-	-
Other transportation equipment, incl. golf carts, vehicle trailers, and all-terrain vehicles.....			06/85	-	-	-	-	-	-	-	-
Toys, sporting goods, small arms, etc.....	15	1		220.415	220.383	223.750	224.352	226.783	1.5	0.3	1.1
Toys, games, and children's vehicles.....	15	11		-	-	-	-	-	-	-	-
Toys, games, and children's vehicles.....	15	1101		-	-	-	-	-	-	-	-
Sporting and athletic goods.....	15	12		-	-	-	-	-	-	-	-
Sporting and athletic goods.....	15	1201		-	-	-	-	-	-	-	-
Small arms and ammunition.....	15	13		319.068	319.068	319.444	319.527	319.381	0.1	0.0	0.0
Small arms.....	15	1301		-	-	-	-	-	-	-	-
Small arms ammunition.....	15	1302		439.785	440.967	442.143	442.298	441.473	0.3	0.0	-0.2
Tobacco products, incl. stemmed & redried.....	15	2		-	-	-	-	-	-	-	-
Cigarettes, excluding electronic.....	15	21		-	-	-	-	-	-	-	-
Cigarettes, excluding electronic.....	15	2101		-	-	-	-	-	-	-	-
Stemmed and redried tobacco.....	15	24	06/84	-	-	-	-	-	-	-	-
Stemmed and redried tobacco.....			06/84	-	-	-	-	-	-	-	-
Other tobacco products.....	15	25	12/05	-	-	-	-	-	-	-	-
Other tobacco products.....	15	2501	12/05	-	-	-	-	-	-	-	-
Notions.....	15	3		-	-	-	-	-	-	-	-
Fasteners, zippers, buttons, needles, pins, and buckles.....	15	32		-	-	-	-	-	-	-	-
Fasteners, zippers, buttons, needles, pins, and buckles.....				-	-	-	-	-	-	-	-
Photographic equipment and supplies.....	15	4		-	-	-	-	-	-	-	-
Photographic supplies.....	15	42		-	-	-	-	-	-	-	-
Photographic supplies.....			12/83	-	-	-	-	-	-	-	-
Mobile homes.....	15	5		481.127	480.904	478.749	474.725	474.882	-0.4	-0.8	0.0
Manufactured homes (mobile homes), all sizes (incl. multisection).....	15	53		493.473	493.289	491.074	486.922	487.079	-0.4	-0.8	0.0
Manufactured mobile homes and nonresidential mobile buildings.....	15	5303	12/86	462.267	462.080	460.005	456.152	456.262	-0.4	-0.8	0.0
Medical, surgical & personal aid devices.....	15	6		202.522	203.464	203.941	204.691	205.181	0.2	0.4	0.2
Surgical and medical instruments.....	15	62	06/82	153.390	153.612	154.537	154.639	154.516	0.6	0.1	-0.1
Surgical and medical instruments.....	15	6201	06/82	153.390	153.612	154.537	154.639	154.516	0.6	0.1	-0.1
Medical and surgical appliances and supplies.....	15	63	06/83	-	-	-	-	-	-	-	-
Medical and surgical appliances and supplies.....	15	6301	06/83	-	-	-	-	-	-	-	-

See footnotes at end of table.

Table 8. Producer price indexes and percentage changes for selected commodity and service groupings and individual items, seasonally adjusted — Continued
 [May 2024, Index base 1982=100, unless otherwise indicated]

Title	Commodity code		Other index base	Seasonally adjusted index ¹					Seasonally adjusted 1-month percent change ¹		
	Group code	Item code		Jan. 2024	Feb. 2024 ^P	Mar. 2024 ^P	Apr. 2024 ^P	May 2024 ^P	Feb. to Mar. ^P	Mar. to Apr. ^P	Apr. to May ^P
Ophthalmic goods.....	15	64	12/83	-	-	-	-	-	-	-	-
Ophthalmic goods.....	15	6401	12/83	-	-	-	-	-	-	-	-
Dental equipment and supplies.....	15	65	06/85	-	-	-	-	-	-	-	-
Dental equipment and supplies.....	15	6501	06/85	-	-	-	-	-	-	-	-
Other industrial safety equipment.....	15	7	-	-	-	-	-	-	-	-	-
Personal safety equipment and clothing.....	15	71	-	-	-	-	-	-	-	-	-
Personal safety equipment and clothing.....			06/04	-	-	-	-	-	-	-	-
Other miscellaneous products.....	15	9	-	254.637	254.653	256.852	257.959	260.644	0.9	0.4	1.0
Burial caskets.....	15	91	-	505.018	507.364	509.012	511.801	513.168	0.3	0.5	0.3
Burial caskets.....	15	9101	-	505.018	507.364	509.012	511.801	513.168	0.3	0.5	0.3
Musical instruments.....	15	93	-	-	-	-	-	-	-	-	-
Musical instruments.....	15	9301	-	-	-	-	-	-	-	-	-
Jewelry and jewelry products.....	-	-	-	-	-	-	-	-	-	-	-
Jewelry (gold and platinum) and silverware.....	-	-	-	-	-	-	-	-	-	-	-
Costume jewelry and novelties.....	-	-	-	-	-	-	-	-	-	-	-
All other jewelry and personal goods (excluding costume).....	-	-	06/07	-	-	-	-	-	-	-	-
Jewelers' material and lapidary work.....	-	-	12/08	-	-	-	-	-	-	-	-
Pens, pencils, and marking devices.....	15	95	-	-	-	-	-	-	-	-	-
Pens, markers, mechanical pencils, and associated parts.....	15	9502	12/85	-	-	-	-	-	-	-	-
Lead pencils, art goods, office supplies and small office equipment, excluding paper.....	15	9503	12/85	-	-	-	-	-	-	-	-
Marking devices.....	-	-	12/85	-	-	-	-	-	-	-	-
Brooms and brushes.....	15	97	-	-	-	-	-	-	-	-	-
Brooms, brushes and mops.....	15	9705	12/85	-	-	-	-	-	-	-	-
Miscellaneous products, n.e.c.....	15	9A	12/85	-	-	-	-	-	-	-	-
Candles.....	-	-	12/85	-	-	-	-	-	-	-	-
Signs and advertising displays.....	-	-	12/85	-	-	-	-	-	-	-	-
All other miscellaneous fabricated products and recyclable materials.....	-	-	12/85	-	-	-	-	-	-	-	-
Reproduction of audio and video media and software.....	-	-	12/03	-	-	-	-	-	-	-	-
Reproduction of audio and video media and software.....	-	-	12/03	-	-	-	-	-	-	-	-
Services²											
Transportation of freight and mail.....	30	1	06/09	163.952	164.904	164.538	165.585	165.305	-0.2	0.6	-0.2
Rail transportation of freight and mail.....	30	11	12/08	-	-	-	-	-	-	-	-
Rail transportation of freight and mail.....	30	1101	12/08	-	-	-	-	-	-	-	-
Truck transportation of freight.....	30	12	06/09	-	-	-	-	-	-	-	-
Local motor carrying.....	30	1201	06/09	-	-	-	-	-	-	-	-
Long-distance motor carrying.....	30	1202	06/09	-	-	-	-	-	-	-	-
Water transportation of freight.....	-	-	06/09	-	-	-	-	-	-	-	-
Deep sea water transportation of freight.....	-	-	12/08	-	-	-	-	-	-	-	-
Coastal and intercoastal water transportation of freight.....	-	-	12/08	-	-	-	-	-	-	-	-
Great Lakes-St Lawrence Seaway water transportation of freight.....	30	1303	12/08	-	-	-	-	-	-	-	-
Inland waterways transportation of freight.....	-	-	12/08	-	-	-	-	-	-	-	-
Air transportation of freight.....	-	-	12/08	-	-	-	-	-	-	-	-
Air transportation of freight.....	-	-	12/08	-	-	-	-	-	-	-	-
Courier, messenger, and U.S. postal services.....	30	16	06/09	189.231	191.778	191.805	192.393	193.197	0.0	0.3	0.4
U.S. Postal Service.....	30	1601	06/89	-	-	-	-	-	-	-	-
Courier and messenger services, except air.....	30	1602	04/09	209.371	209.454	210.156	211.080	212.457	0.3	0.4	0.7
Air mail and package delivery services, excluding by USPS.....	30	1603	04/09	243.501	246.100	244.865	246.118	247.606	-0.5	0.5	0.6
Pipeline transportation.....	-	-	05/22	-	-	-	-	-	-	-	-
Pipeline transportation of petroleum products.....	30	1701	12/08	198.115	199.327	200.412	203.749	203.294	0.5	1.7	-0.2
Pipeline transportation of natural gas.....	-	-	05/22	-	-	-	-	-	-	-	-
Transportation of passengers (partial).....	30	2	06/09	145.244	149.631	152.225	146.818	140.626	1.7	-3.6	-4.2
Rail transportation of passengers.....	30	21	12/08	133.611	133.648	133.633	133.573	133.539	0.0	0.0	0.0
Rail transportation of passengers.....	30	2101	12/08	133.611	133.648	133.633	133.573	133.539	0.0	0.0	0.0
Airline passenger services.....	30	22	12/08	133.955	138.046	140.465	135.424	129.649	1.8	-3.6	-4.3
Airline passenger services.....	30	2201	12/08	133.955	138.046	140.465	135.424	129.649	1.8	-3.6	-4.3
Services related to water transportation.....	31	1	06/09	-	-	-	-	-	-	-	-
Towing, tugging, docking, and related services.....	31	11	03/09	-	-	-	-	-	-	-	-
Towing, tugging, docking, and related services.....	31	1101	03/09	-	-	-	-	-	-	-	-
Operation of port waterfront terminals.....	-	-	12/08	-	-	-	-	-	-	-	-
Operation of port waterfront terminals.....	-	-	12/08	-	-	-	-	-	-	-	-
Marine cargo handling.....	31	13	12/08	131.383	132.347	134.308	134.559	134.594	1.5	0.2	0.0
Marine cargo handling.....	31	1301	12/08	131.383	132.347	134.308	134.559	134.594	1.5	0.2	0.0
Services related to air transportation.....	31	2	04/09	142.969	143.033	145.674	145.814	146.027	1.8	0.1	0.1
Other airport operations, excluding aircraft maintenance and repair.....	31	21	04/09	142.969	143.033	145.674	145.814	146.027	1.8	0.1	0.1
Other airport operations, excluding aircraft maintenance and repair.....	31	2101	04/09	142.969	143.033	145.674	145.814	146.027	1.8	0.1	0.1

See footnotes at end of table.

Table 8. Producer price indexes and percentage changes for selected commodity and service groupings and individual items, seasonally adjusted — Continued
 [May 2024, Index base 1982=100, unless otherwise indicated]

Title	Commodity code		Other index base	Seasonally adjusted index ¹					Seasonally adjusted 1-month percent change ¹		
	Group code	Item code		Jan. 2024	Feb. 2024 ^P	Mar. 2024 ^P	Apr. 2024 ^P	May 2024 ^P	Feb. to Mar. ^P	Mar. to Apr. ^P	Apr. to May ^P
Other services related to transportation activities (partial).....			06/09	-	-	-	-	-	-	-	-
Arrangement of freight and cargo.....			12/08	-	-	-	-	-	-	-	-
Arrangement of freight and cargo.....			12/08	-	-	-	-	-	-	-	-
Freight forwarding.....			12/08	-	-	-	-	-	-	-	-
Freight forwarding.....			12/08	-	-	-	-	-	-	-	-
Warehousing, storage, and related services.....			12/08	-	-	-	-	-	-	-	-
Warehousing, storage, and related services.....			12/08	-	-	-	-	-	-	-	-
Warehousing, storage, and related services.....			12/08	-	-	-	-	-	-	-	-
Book, periodical, and newspaper publishing sales and subscriptions.....	33	1	06/09	155.376	157.399	156.853	157.054	157.696	-0.3	0.1	0.4
Sales of books.....	33	11		498.927	508.381	506.732	507.534	510.717	-0.3	0.2	0.6
Sales of textbooks.....	33	1101		-	-	-	-	-	-	-	-
Sales of technical, scientific, and professional books.....	33	1102		829.093	865.695	856.661	859.255	865.308	-1.0	0.3	0.7
Sales of religious books.....				-	-	-	-	-	-	-	-
Sales of general adult and juvenile books.....				-	-	-	-	-	-	-	-
Sales of general reference books.....				-	-	-	-	-	-	-	-
Sales and subscriptions of periodicals and newspapers.....	33	12	06/09	150.616	151.759	151.202	151.354	151.665	-0.4	0.1	0.2
Sales and subscriptions of periodicals.....			06/07	-	-	-	-	-	-	-	-
Newspaper subscription and single copy sales.....	33	1202		607.253	614.115	610.326	611.152	613.275	-0.6	0.1	0.3
Greeting card publishing sales.....			12/85	-	-	-	-	-	-	-	-
Greeting card publishing sales.....			12/85	-	-	-	-	-	-	-	-
Greeting card publishing sales.....			12/85	-	-	-	-	-	-	-	-
Calendars, yearbooks, and other miscellaneous publishing sales.....			12/89	-	-	-	-	-	-	-	-
Calendars, yearbooks, and other miscellaneous publishing sales.....			12/89	-	-	-	-	-	-	-	-
Calendars, yearbooks, and other miscellaneous publishing sales.....			12/89	-	-	-	-	-	-	-	-
Directory, mailing list, and related compilations publishing sales.....			12/22	-	-	-	-	-	-	-	-
Directory, mailing list, and related compilations publishing sales.....			12/22	-	-	-	-	-	-	-	-
Directory, mailing list, and related compilations publishing sales.....			12/22	-	-	-	-	-	-	-	-
System software publishing.....			05/22	-	-	-	-	-	-	-	-
System software publishing.....			05/22	-	-	-	-	-	-	-	-
System software publishing.....			05/22	-	-	-	-	-	-	-	-
Application software publishing.....			06/09	-	-	-	-	-	-	-	-
Application software publishing.....			06/09	-	-	-	-	-	-	-	-
Desktop and portable device application software publishing.....			12/08	-	-	-	-	-	-	-	-
Application software publishing, cross-industry, vertical market, utilities, and other.....			12/08	-	-	-	-	-	-	-	-
Application software publishing, game software.....	34	2104	12/13	-	-	-	-	-	-	-	-
Affiliate agreements, programming sales, and retransmission fees for cable and broadcast tv.....	35	1	06/09	159.862	159.111	159.732	160.121	160.118	0.4	0.2	0.0
Affiliate agreements, programming sales, and retransmission fees for cable and broadcast tv.....	35	11	06/09	159.862	159.111	159.732	160.121	160.118	0.4	0.2	0.0
Affiliate agreements, programming sales, and retransmission fees for cable and broadcast tv.....	35	1101	12/08	162.817	162.065	162.676	163.075	163.090	0.4	0.2	0.0
Affiliate agreements, programming sales, and retransmission fees for radio.....			06/09	-	-	-	-	-	-	-	-
Affiliate agreements, programming sales, and retransmission fees for radio.....			06/09	-	-	-	-	-	-	-	-
Affiliate agreements, programming sales, and network compensation for radio.....			12/08	-	-	-	-	-	-	-	-
Advertising space sales in periodicals, newspapers, directories, and mailing lists.....	36	1	06/09	-	-	-	-	-	-	-	-
Advertising space sales in periodicals and newspapers.....	36	11	06/09	-	-	-	-	-	-	-	-
Advertising space sales in periodicals.....	36	1101		-	-	-	-	-	-	-	-
Advertising space sales in newspapers.....	36	1102		-	-	-	-	-	-	-	-
Advertising space sales in directories and mailing lists.....	36	12	12/08	-	-	-	-	-	-	-	-
Print advertising space sales in directories and mailing lists.....	36	1201	12/08	-	-	-	-	-	-	-	-
Television advertising time sales.....	36	2	06/09	81.652	85.461	80.212	81.551	82.504	-6.1	1.7	1.2
Television advertising time sales.....	36	21	06/09	81.652	85.461	80.212	81.551	82.504	-6.1	1.7	1.2
Broadcast and network television advertising time sales.....	36	2101	12/08	75.858	85.441	77.181	76.784	76.212	-9.7	-0.5	-0.7
Cable network advertising time sales.....	36	2102	12/08	-	-	-	-	-	-	-	-
Local cable system advertising time sales.....			12/08	-	-	-	-	-	-	-	-
Radio advertising time sales.....	36	3	03/09	83.359	89.514	89.907	89.390	92.896	0.4	-0.6	3.9
Radio advertising time sales.....	36	31	03/09	83.359	89.514	89.907	89.390	92.896	0.4	-0.6	3.9
Radio advertising time sales.....	36	3101	03/09	83.359	89.514	89.907	89.390	92.896	0.4	-0.6	3.9
Internet advertising sales.....			12/22	-	-	-	-	-	-	-	-
Internet advertising sales.....			12/22	-	-	-	-	-	-	-	-
Internet advertising sales.....			12/22	-	-	-	-	-	-	-	-
Wired telephone services.....	37	1	06/09	-	-	-	-	-	-	-	-

See footnotes at end of table.

Table 8. Producer price indexes and percentage changes for selected commodity and service groupings and individual items, seasonally adjusted — Continued
 [May 2024, Index base 1982=100, unless otherwise indicated]

Title	Commodity code		Other index base	Seasonally adjusted index ¹					Seasonally adjusted 1-month percent change ¹		
	Group code	Item code		Jan. 2024	Feb. 2024 ^P	Mar. 2024 ^P	Apr. 2024 ^P	May 2024 ^P	Feb. to Mar. ^P	Mar. to Apr. ^P	Apr. to May ^P
Residential wired telephone services.....	37	11	06/09	-	-	-	-	-	-	-	-
Local residential wired telephone service.....	37	1101	12/08	-	-	-	-	-	-	-	-
Long distance residential wired telephone service.....	37	1102	03/09	-	-	-	-	-	-	-	-
All-distance residential wired telephone service.....	37	1103	12/11	-	-	-	-	-	-	-	-
Business wired telephone services.....			06/09	-	-	-	-	-	-	-	-
Local business wired telephone service.....			12/08	-	-	-	-	-	-	-	-
Long distance business wired telephone and other toll service.....	37	1202	04/09	97.704	97.112	96.806	96.947	98.281	-0.3	0.1	1.4
Private line wired telephone service.....	37	1204	12/11	-	-	-	-	-	-	-	-
All-distance business wired telephone service (partial).....			05/22	-	-	-	-	-	-	-	-
Other telephone services.....			12/08	-	-	-	-	-	-	-	-
Other wired telephone services.....			12/08	-	-	-	-	-	-	-	-
Wireless telecommunication services.....	37	2	06/09	66.779	66.785	66.849	66.905	66.609	0.1	0.1	-0.4
Cellular phone and other wireless telecommunication services.....	37	21	03/09	65.235	65.255	65.307	65.340	65.079	0.1	0.1	-0.4
Cellular phone and other wireless telecommunication services.....	37	2101	03/09	65.235	65.255	65.307	65.340	65.079	0.1	0.1	-0.4
Cable and satellite subscriber services.....	37	3	12/08	170.992	172.323	170.410	172.835	174.101	-1.1	1.4	0.7
Cable and satellite subscriber services.....	37	31	12/08	170.992	172.323	170.410	172.835	174.101	-1.1	1.4	0.7
Cable and satellite subscriber services.....	37	3101	12/08	170.992	172.323	170.410	172.835	174.101	-1.1	1.4	0.7
Internet access services.....			03/09	-	-	-	-	-	-	-	-
Internet access services.....			03/09	-	-	-	-	-	-	-	-
Residential Internet access services.....			12/11	-	-	-	-	-	-	-	-
Business Internet access services.....	37	4103	12/11	-	-	-	-	-	-	-	-
Bundled wired telecommunications access services.....			12/11	-	-	-	-	-	-	-	-
Bundled wired telecommunications access services.....			12/11	-	-	-	-	-	-	-	-
Bundled wired telecommunications access services.....			12/11	-	-	-	-	-	-	-	-
Data processing and related services.....			06/09	-	-	-	-	-	-	-	-
Data processing and related services.....			06/09	-	-	-	-	-	-	-	-
Hosting, ASP and other IT infrastructure provisioning services.....			12/08	-	-	-	-	-	-	-	-
Business process management services (partial).....			12/08	-	-	-	-	-	-	-	-
Data management, information transformation and other services.....			12/08	-	-	-	-	-	-	-	-
Loan services (partial).....	39	1	06/09	200.240	205.689	206.650	208.366	206.862	0.5	0.8	-0.7
Business loans (partial).....	39	11	04/09	384.053	394.894	395.368	395.618	393.420	0.1	0.1	-0.6
Business loans (partial).....	39	1101	04/09	384.053	394.894	395.368	395.618	393.420	0.1	0.1	-0.6
Consumer loans (partial).....	39	12	06/09	128.591	132.472	134.712	138.363	137.337	1.7	2.7	-0.7
Residential real estate loans (partial).....			04/09	-	-	-	-	-	-	-	-
Vehicle loans (partial).....	39	1202	04/09	54.220	56.654	57.142	59.820	58.987	0.9	4.7	-1.4
Credit cards, overdraft credit, and related plans (partial).....	39	1203	04/09	203.903	203.205	201.633	205.620	203.854	-0.8	2.0	-0.9
Other loans and loan services (partial).....			04/09	-	-	-	-	-	-	-	-
Other loans and loan services (partial).....			04/09	-	-	-	-	-	-	-	-
Deposit services (partial).....			04/09	-	-	-	-	-	-	-	-
Deposit services (partial).....			04/09	-	-	-	-	-	-	-	-
Deposit services (partial).....			04/09	-	-	-	-	-	-	-	-
Other credit intermediation services, including trust services (partial).....			04/09	-	-	-	-	-	-	-	-
Other credit intermediation services, including trust services (partial).....			04/09	-	-	-	-	-	-	-	-
Other credit intermediation services, including trust services (partial).....			04/09	-	-	-	-	-	-	-	-
Securities brokerage, dealing, investment advice, and related services.....			06/09	-	-	-	-	-	-	-	-
Securities brokerage, dealing, investment advice, and related services.....			06/09	-	-	-	-	-	-	-	-
Securities brokerage, dealing, and investment advice.....			12/08	-	-	-	-	-	-	-	-
Securities brokerage and dealing related services (partial).....			12/08	-	-	-	-	-	-	-	-
Portfolio management.....			12/08	-	-	-	-	-	-	-	-
Portfolio management.....			12/08	-	-	-	-	-	-	-	-
Portfolio management.....			12/08	-	-	-	-	-	-	-	-
Investment banking.....			12/08	-	-	-	-	-	-	-	-
Investment banking.....			12/08	-	-	-	-	-	-	-	-
Investment banking.....			12/08	-	-	-	-	-	-	-	-
Insurance.....	41	1	06/09	136.871	137.211	137.643	137.696	138.126	0.3	0.0	0.3
Insurance.....	41	11	06/09	136.871	137.211	137.643	137.696	138.126	0.3	0.0	0.3
Life insurance.....	41	1101	03/09	-	-	-	-	-	-	-	-
Disability insurance, including accidental death.....	41	1102	03/09	-	-	-	-	-	-	-	-
Health and medical insurance.....	41	1103	03/09	153.105	153.456	153.739	153.981	154.241	0.2	0.2	0.2
Property and casualty insurance.....	41	1104	03/09	-	-	-	-	-	-	-	-
Annuities.....			03/09	-	-	-	-	-	-	-	-
Annuities.....			03/09	-	-	-	-	-	-	-	-
Annuities.....			03/09	-	-	-	-	-	-	-	-

See footnotes at end of table.

Table 8. Producer price indexes and percentage changes for selected commodity and service groupings and individual items, seasonally adjusted — Continued
 [May 2024, Index base 1982=100, unless otherwise indicated]

Title	Commodity code		Other index base	Seasonally adjusted index ¹					Seasonally adjusted 1-month percent change ¹		
	Group code	Item code		Jan. 2024	Feb. 2024 ^P	Mar. 2024 ^P	Apr. 2024 ^P	May 2024 ^P	Feb. to Mar. ^P	Mar. to Apr. ^P	Apr. to May ^P
Commissions from sales of insurance.....	42	1	06/09	-	-	-	-	-	-	-	-
Commissions from sales of insurance.....	42	11	06/09	-	-	-	-	-	-	-	-
Commissions from sales of life insurance and annuities.....	42	1101	06/09	-	-	-	-	-	-	-	-
Commissions from sales of health and medical insurance.....			06/09	-	-	-	-	-	-	-	-
Commissions from sales of property and casualty insurance.....	42	1103	06/09	-	-	-	-	-	-	-	-
Commissions from sales of other insurance.....			06/09	-	-	-	-	-	-	-	-
Nonresidential real estate services.....			06/09	-	-	-	-	-	-	-	-
Nonresidential real estate rents.....	43	11	06/09	-	-	-	-	-	-	-	-
Office buildings, gross rents.....			12/08	-	-	-	-	-	-	-	-
Retail properties, gross rents.....			04/09	-	-	-	-	-	-	-	-
Industrial buildings, gross rents.....			04/09	-	-	-	-	-	-	-	-
Self-service storage and miniwarehouses, gross rents.....	43	1104	12/08	-	-	-	-	-	-	-	-
Other nonresidential buildings, gross rents.....	43	1105	12/08	120.196	122.638	128.893	123.798	125.877	5.1	-4.0	1.7
Nonresidential property sales and leases including land, brokerage fees and commissions.....			12/08	-	-	-	-	-	-	-	-
Nonresidential property sales and leases including land, brokerage fees and commissions.....			12/08	-	-	-	-	-	-	-	-
Nonresidential property management fees.....			12/08	-	-	-	-	-	-	-	-
Nonresidential property management fees.....			12/08	-	-	-	-	-	-	-	-
Residential real estate services (partial).....	43	2	06/09	180.383	180.191	180.206	181.834	182.525	0.0	0.9	0.4
Residential property sales and rental, brokerage fees and commissions.....	43	21	12/08	201.067	200.843	200.846	202.949	203.966	0.0	1.0	0.5
Residential property sales and rental, brokerage fees and commissions.....	43	2101	12/08	201.067	200.843	200.846	202.949	203.966	0.0	1.0	0.5
Residential property management fees.....			12/08	-	-	-	-	-	-	-	-
Residential property management fees.....			12/08	-	-	-	-	-	-	-	-
Real estate appraisal fees.....			12/08	-	-	-	-	-	-	-	-
Real estate appraisal fees.....			12/08	-	-	-	-	-	-	-	-
Real estate appraisal fees.....			12/08	-	-	-	-	-	-	-	-
Passenger car rental.....	44	1	03/09	102.058	100.028	104.168	105.917	105.470	4.1	1.7	-0.4
Passenger car rental.....	44	11	03/09	102.058	100.028	104.168	105.917	105.470	4.1	1.7	-0.4
Passenger car rental.....	44	1101	03/09	102.058	100.028	104.168	105.917	105.470	4.1	1.7	-0.4
Truck, trailer, and RV rental and leasing.....			06/09	-	-	-	-	-	-	-	-
Truck, trailer, and RV rental and leasing.....			06/09	-	-	-	-	-	-	-	-
Truck, truck trailer and RV rental.....			12/08	-	-	-	-	-	-	-	-
Truck, truck trailer and RV leasing.....			12/08	-	-	-	-	-	-	-	-
Construction, mining, and forestry machinery and equipment rental and leasing.....			03/09	-	-	-	-	-	-	-	-
Construction, mining, and forestry machinery and equipment rental and leasing.....			03/09	-	-	-	-	-	-	-	-
Construction, mining, and forestry machinery and equipment rental and leasing.....			03/09	-	-	-	-	-	-	-	-
Legal services.....	45	1	03/09	170.826	171.902	172.055	174.789	175.353	0.1	1.6	0.3
Legal services.....	45	11	03/09	170.826	171.902	172.055	174.789	175.353	0.1	1.6	0.3
Legal services.....	45	1101	03/09	170.826	171.902	172.055	174.789	175.353	0.1	1.6	0.3
Accounting services (partial).....	45	2	06/09	133.634	135.385	134.469	133.124	133.366	-0.7	-1.0	0.2
Accounting services, excluding payroll.....	45	21	06/09	133.634	135.385	134.469	133.124	133.366	-0.7	-1.0	0.2
Financial auditing.....	45	2101	12/08	-	-	-	-	-	-	-	-
Tax preparation and planning.....	45	2102	04/09	127.630	132.148	133.507	134.152	134.877	1.0	0.5	0.5
Bookkeeping and compilation.....			12/08	-	-	-	-	-	-	-	-
Other accounting services, including billing and review (partial).....			12/08	-	-	-	-	-	-	-	-
Architectural and engineering services.....	45	3	06/09	134.262	134.197	134.220	135.210	135.557	0.0	0.7	0.3
Architectural services.....			03/09	-	-	-	-	-	-	-	-
Architectural services.....			03/09	-	-	-	-	-	-	-	-
Engineering services.....	45	32	03/09	137.827	137.738	137.818	138.913	139.331	0.1	0.8	0.3
Engineering services.....	45	3201	03/09	137.827	137.738	137.818	138.913	139.331	0.1	0.8	0.3
Management, scientific, and technical consulting services.....	45	4	06/09	-	-	-	-	-	-	-	-
Management consulting services.....	45	41	06/09	-	-	-	-	-	-	-	-
Administrative and general management consulting services.....	45	4101	12/08	-	-	-	-	-	-	-	-
Human resources consulting services.....			12/08	-	-	-	-	-	-	-	-
Marketing consulting services.....			12/08	-	-	-	-	-	-	-	-
Process, physical distribution, and logistics consulting services.....			12/08	-	-	-	-	-	-	-	-
Advertising and related services (partial).....			12/08	-	-	-	-	-	-	-	-
Advertising agency services.....			12/08	-	-	-	-	-	-	-	-
Advertising agency services.....			12/08	-	-	-	-	-	-	-	-
Information technology (IT) technical support and consulting services (partial).....	45	6	12/08	-	-	-	-	-	-	-	-
Information technology (IT) technical support and consulting services (partial).....	45	61	12/08	-	-	-	-	-	-	-	-

See footnotes at end of table.

Table 8. Producer price indexes and percentage changes for selected commodity and service groupings and individual items, seasonally adjusted — Continued
 [May 2024, Index base 1982=100, unless otherwise indicated]

Title	Commodity code		Other index base	Seasonally adjusted index ¹					Seasonally adjusted 1-month percent change ¹		
	Group code	Item code		Jan. 2024	Feb. 2024 ^P	Mar. 2024 ^P	Apr. 2024 ^P	May 2024 ^P	Feb. to Mar. ^P	Mar. to Apr. ^P	Apr. to May ^P
Information technology (IT) technical support and consulting services (partial).....	45	6101	12/08	-	-	-	-	-	-	-	-
Permanent placement services.....			03/09	-	-	-	-	-	-	-	-
Permanent placement services.....			03/09	-	-	-	-	-	-	-	-
Employment placement services.....			03/09	-	-	-	-	-	-	-	-
Executive search services.....			12/08	-	-	-	-	-	-	-	-
Executive search services.....			12/08	-	-	-	-	-	-	-	-
Executive search services.....			12/08	-	-	-	-	-	-	-	-
Staffing services.....	46	3	06/09	130.544	130.604	130.591	130.095	129.886	0.0	-0.4	-0.2
Temporary help services.....			03/09	-	-	-	-	-	-	-	-
Temporary help services.....			03/09	-	-	-	-	-	-	-	-
Co-employment staffing services.....	46	32	12/08	119.989	119.657	119.958	119.993	120.184	0.3	0.0	0.2
Co-employment staffing services.....	46	3201	12/08	119.989	119.657	119.958	119.993	120.184	0.3	0.0	0.2
Arrangement of flights (partial).....	47	1	06/09	99.573	99.524	99.224	99.808	99.859	-0.3	0.6	0.1
Arrangement of international flights.....	47	11	12/08	107.930	108.308	107.921	109.258	109.285	-0.4	1.2	0.0
Arrangement of international flights.....	47	1101	12/08	107.930	108.308	107.921	109.258	109.285	-0.4	1.2	0.0
Arrangement of domestic flights.....			12/08	-	-	-	-	-	-	-	-
Arrangement of domestic flights (partial).....			12/08	-	-	-	-	-	-	-	-
Arrangement of vehicle rentals and lodging.....	47	2	12/08	-	-	-	-	-	-	-	-
Arrangement of vehicle rentals and lodging.....	47	21	12/08	-	-	-	-	-	-	-	-
Arrangement of vehicle rentals and lodging (partial).....	47	2101	12/08	-	-	-	-	-	-	-	-
Arrangement of cruises and tours.....			12/08	-	-	-	-	-	-	-	-
Arrangement of cruises and tours.....			12/08	-	-	-	-	-	-	-	-
Arrangement of cruises and tours.....			12/08	-	-	-	-	-	-	-	-
Other travel arrangements (partial).....			12/08	-	-	-	-	-	-	-	-
Other travel arrangements (partial).....			12/08	-	-	-	-	-	-	-	-
Other travel arrangements (partial).....			12/08	-	-	-	-	-	-	-	-
Security guard services.....			03/09	-	-	-	-	-	-	-	-
Security guard services.....			03/09	-	-	-	-	-	-	-	-
Security guard services.....			03/09	-	-	-	-	-	-	-	-
Janitorial services.....			03/09	-	-	-	-	-	-	-	-
Janitorial services.....			03/09	-	-	-	-	-	-	-	-
Janitorial services.....			03/09	-	-	-	-	-	-	-	-
Waste collection.....	50	1	12/08	172.114	169.464	171.743	173.440	177.731	1.3	1.0	2.5
Solid waste collection.....	50	11	12/08	172.114	169.464	171.743	173.440	177.731	1.3	1.0	2.5
Solid waste collection.....	50	1101	12/08	172.114	169.464	171.743	173.440	177.731	1.3	1.0	2.5
Outpatient care (partial).....	51	1	06/09	130.536	131.003	131.139	131.417	131.823	0.1	0.2	0.3
Outpatient care (partial).....	51	11	06/09	130.536	131.003	131.139	131.417	131.823	0.1	0.2	0.3
Physician care.....	51	1101	03/09	117.906	117.916	118.194	118.386	118.406	0.2	0.2	0.0
Medical laboratory and diagnostic imaging center care.....			03/09	-	-	-	-	-	-	-	-
Home health and hospice care.....	51	1103	12/08	128.909	128.995	128.972	129.123	129.240	0.0	0.1	0.1
Hospital outpatient care.....	51	1104	12/08	-	-	-	-	-	-	-	-
Dental care.....	51	1105	06/10	132.159	133.992	133.841	136.530	137.542	-0.1	2.0	0.7
Inpatient care.....	51	2	06/09	152.104	152.435	152.475	152.674	153.139	0.0	0.1	0.3
Inpatient care.....	51	21	06/09	152.104	152.435	152.475	152.674	153.139	0.0	0.1	0.3
Hospital inpatient care.....	51	2101	12/08	153.751	154.165	154.142	154.309	154.827	0.0	0.1	0.3
Nursing home care.....	51	2102	12/08	149.509	149.522	149.755	150.200	150.620	0.2	0.3	0.3
Intellectual and developmental disability center care.....	51	2103	12/08	196.370	196.937	197.180	196.711	196.522	0.1	-0.2	-0.1
Sales of blood and blood products, organs, and tissues.....			03/09	-	-	-	-	-	-	-	-
Sales of blood and blood products, organs, and tissues.....			03/09	-	-	-	-	-	-	-	-
Sales of blood and blood products, organs, and tissues.....			03/09	-	-	-	-	-	-	-	-
Traveler accommodation services.....	53	1	06/09	141.420	139.832	137.992	141.582	140.808	-1.3	2.6	-0.5
Traveler accommodation services.....	53	11	06/09	141.420	139.832	137.992	141.582	140.808	-1.3	2.6	-0.5
Guestroom or unit rental.....	53	1101	03/09	145.765	143.667	141.659	145.907	144.948	-1.4	3.0	-0.7
Other traveler accommodation services.....			03/09	-	-	-	-	-	-	-	-
Food and beverage for immediate consumption services (partial).....	54	1	06/09	-	-	-	-	-	-	-	-
Food and nonalcoholic beverages for immediate consumption (partial).....	54	11	04/09	-	-	-	-	-	-	-	-
Food and nonalcoholic beverages for immediate consumption (partial).....	54	1101	04/09	-	-	-	-	-	-	-	-
Alcoholic beverages for immediate consumption (partial).....			12/08	-	-	-	-	-	-	-	-
Alcoholic beverages for immediate consumption (partial).....			12/08	-	-	-	-	-	-	-	-
Commercial and industrial machinery and equipment repair and maintenance. ..	55	1	03/09	162.409	161.867	161.410	163.299	165.331	-0.3	1.2	1.2
Commercial and industrial machinery and equipment repair and maintenance.....	55	11	03/09	162.409	161.867	161.410	163.299	165.331	-0.3	1.2	1.2

See footnotes at end of table.

Table 8. Producer price indexes and percentage changes for selected commodity and service groupings and individual items, seasonally adjusted — Continued
 [May 2024, Index base 1982=100, unless otherwise indicated]

Title	Commodity code		Other index base	Seasonally adjusted index ¹					Seasonally adjusted 1-month percent change ¹		
	Group code	Item code		Jan. 2024	Feb. 2024 ^P	Mar. 2024 ^P	Apr. 2024 ^P	May 2024 ^P	Feb. to Mar. ^P	Mar. to Apr. ^P	Apr. to May ^P
Commercial machinery repair and maintenance.....	55	1101	03/09	162.409	161.867	161.410	163.299	165.331	-0.3	1.2	1.2
Motor vehicle repair and maintenance (partial).....	55	2	12/08	-	-	-	-	-	-	-	-
Motor vehicle repair and maintenance (partial).....	55	21	12/08	-	-	-	-	-	-	-	-
Motor vehicle repair and maintenance (partial).....	55	2101	12/08	-	-	-	-	-	-	-	-
Ship repair and maintenance.....			06/09	-	-	-	-	-	-	-	-
Ship repair and maintenance.....			06/09	-	-	-	-	-	-	-	-
Ship repair, military.....			12/08	-	-	-	-	-	-	-	-
Ship repair, nonmilitary.....	55	3102	12/08	-	-	-	-	-	-	-	-
Aircraft repair and maintenance.....	55	4	04/09	150.502	153.012	154.095	155.302	156.684	0.7	0.8	0.9
Aircraft repair and maintenance.....	55	41	04/09	150.502	153.012	154.095	155.302	156.684	0.7	0.8	0.9
Aircraft repair and maintenance.....	55	4101	04/09	150.502	153.012	154.095	155.302	156.684	0.7	0.8	0.9
Membership dues and admissions and recreation facility use fees (partial).....	56	1	06/09	-	-	-	-	-	-	-	-
Membership dues and admissions and recreation facility use fees (partial).....	56	11	06/09	-	-	-	-	-	-	-	-
Membership dues.....	56	1101	04/09	-	-	-	-	-	-	-	-
Admissions and recreational facilities use fees (partial).....	56	1102	12/08	-	-	-	-	-	-	-	-
Recreational activity instruction fees (partial).....	56	2	12/08	-	-	-	-	-	-	-	-
Recreational activity instruction fees (partial).....	56	21	12/08	-	-	-	-	-	-	-	-
Recreational activity instruction fees (partial).....	56	2101	12/08	-	-	-	-	-	-	-	-
Gaming receipts (partial).....			12/08	-	-	-	-	-	-	-	-
Gaming receipts (partial).....			12/08	-	-	-	-	-	-	-	-
Gaming receipts (partial).....			12/08	-	-	-	-	-	-	-	-
Machinery and equipment and parts and supplies wholesaling.....			06/09	-	-	-	-	-	-	-	-
Machinery and equipment and parts and supplies wholesaling.....			06/09	-	-	-	-	-	-	-	-
Parts and supplies for machinery and equipment wholesaling.....			03/09	-	-	-	-	-	-	-	-
Machinery and vehicle wholesaling.....			05/19	-	-	-	-	-	-	-	-
Professional and commercial equipment wholesaling.....			05/19	-	-	-	-	-	-	-	-
Furnishings wholesaling.....			03/09	-	-	-	-	-	-	-	-
Furnishings wholesaling.....			03/09	-	-	-	-	-	-	-	-
Furnishings wholesaling.....			03/09	-	-	-	-	-	-	-	-
Building materials, paint, and hardware wholesaling.....	57	3	03/09	130.403	129.303	127.089	127.497	127.394	-1.7	0.3	-0.1
Building materials, paint, and hardware wholesaling.....	57	31	03/09	130.403	129.303	127.089	127.497	127.394	-1.7	0.3	-0.1
Building materials, paint, and hardware wholesaling.....	57	3101	03/09	130.403	129.303	127.089	127.497	127.394	-1.7	0.3	-0.1
Metals, minerals, and ores wholesaling.....			03/09	-	-	-	-	-	-	-	-
Metals, minerals, and ores wholesaling.....			03/09	-	-	-	-	-	-	-	-
Metals, minerals, and ores wholesaling.....			03/09	-	-	-	-	-	-	-	-
Chemicals and allied products wholesaling.....	57	5	03/09	-	-	-	-	-	-	-	-
Chemicals and allied products wholesaling.....	57	51	03/09	-	-	-	-	-	-	-	-
Chemicals and allied products wholesaling.....	57	5101	03/09	-	-	-	-	-	-	-	-
Paper and plastics products wholesaling.....			03/09	-	-	-	-	-	-	-	-
Paper and plastics products wholesaling.....			03/09	-	-	-	-	-	-	-	-
Paper and plastics products wholesaling.....			03/09	-	-	-	-	-	-	-	-
Apparel wholesaling.....			03/09	-	-	-	-	-	-	-	-
Apparel wholesaling.....			03/09	-	-	-	-	-	-	-	-
Apparel wholesaling.....			03/09	-	-	-	-	-	-	-	-
Food and alcohol wholesaling.....			06/09	-	-	-	-	-	-	-	-
Food and alcohol wholesaling.....			06/09	-	-	-	-	-	-	-	-
Food wholesaling.....			03/09	-	-	-	-	-	-	-	-
Alcohol wholesaling.....			02/09	-	-	-	-	-	-	-	-
Other commodities wholesaling.....			03/09	-	-	-	-	-	-	-	-
Other commodities wholesaling.....			03/09	-	-	-	-	-	-	-	-
Other commodities wholesaling.....			03/09	-	-	-	-	-	-	-	-
Food and alcohol retailing.....	58	1	03/09	177.052	178.731	178.580	180.237	184.760	-0.1	0.9	2.5
Food and alcohol retailing.....	58	11	03/09	177.052	178.731	178.580	180.237	184.760	-0.1	0.9	2.5
Food retailing.....	58	1102	09/15	143.634	144.135	143.598	145.212	148.826	-0.4	1.1	2.5
Alcohol retailing.....			09/15	-	-	-	-	-	-	-	-
Health and beauty care retailing, including optical goods.....			03/09	-	-	-	-	-	-	-	-
Health and beauty care retailing, including optical goods.....			03/09	-	-	-	-	-	-	-	-
Health and beauty care retailing, including optical goods.....			03/09	-	-	-	-	-	-	-	-
Apparel, jewelry, footwear, and accessories retailing.....	58	3	06/09	129.401	131.270	132.227	130.139	131.455	0.7	-1.6	1.0
Apparel, jewelry, footwear, and accessories retailing.....	58	31	06/09	129.401	131.270	132.227	130.139	131.455	0.7	-1.6	1.0
Apparel, footwear, and accessories retailing.....	58	3101	03/09	125.135	126.177	127.228	123.885	126.363	0.8	-2.6	2.0
Jewelry retailing.....	58	3102	03/09	-	-	-	-	-	-	-	-

See footnotes at end of table.

Table 8. Producer price indexes and percentage changes for selected commodity and service groupings and individual items, seasonally adjusted — Continued
 [May 2024, Index base 1982=100, unless otherwise indicated]

Title	Commodity code		Other index base	Seasonally adjusted index ¹					Seasonally adjusted 1-month percent change ¹		
	Group code	Item code		Jan. 2024	Feb. 2024 ^P	Mar. 2024 ^P	Apr. 2024 ^P	May 2024 ^P	Feb. to Mar. ^P	Mar. to Apr. ^P	Apr. to May ^P
Computer hardware, software, and supplies retailing.....			03/09	-	-	-	-	-	-	-	-
Computer hardware, software, and supplies retailing.....			03/09	-	-	-	-	-	-	-	-
Computer hardware, software, and supplies retailing.....			03/09	-	-	-	-	-	-	-	-
TV, video, and photographic equipment and supplies retailing.....	58	5	03/09	57.360	55.394	51.915	50.747	54.419	-6.3	-2.2	7.2
TV, video, and photographic equipment and supplies retailing.....	58	51	03/09	57.360	55.394	51.915	50.747	54.419	-6.3	-2.2	7.2
TV, video, and photographic equipment and supplies retailing.....	58	5101	03/09	57.360	55.394	51.915	50.747	54.419	-6.3	-2.2	7.2
Automobiles and automobile parts retailing.....	58	6	06/09	137.841	135.214	130.546	127.673	130.169	-3.5	-2.2	2.0
Automobiles and automobile parts retailing.....	58	61	06/09	137.841	135.214	130.546	127.673	130.169	-3.5	-2.2	2.0
Automobile retailing (Partial).....	58	6101	03/09	132.604	130.170	124.488	121.605	124.842	-4.4	-2.3	2.7
Automotive parts, including tires, retailing.....			03/09	-	-	-	-	-	-	-	-
RVs, trailers, and campers retailing.....			03/09	-	-	-	-	-	-	-	-
RVs, trailers, and campers retailing.....			03/09	-	-	-	-	-	-	-	-
RVs, trailers, and campers retailing.....			03/09	-	-	-	-	-	-	-	-
Sporting goods, including boats, retailing.....	58	9	03/09	127.352	124.335	123.495	128.582	132.484	-0.7	4.1	3.0
Sporting goods, including boats, retailing.....	58	91	03/09	127.352	124.335	123.495	128.582	132.484	-0.7	4.1	3.0
Sporting goods, including boats, retailing.....	58	9101	03/09	127.352	124.335	123.495	128.582	132.484	-0.7	4.1	3.0
Lawn, garden, and farm equipment and supplies retailing.....			03/09	-	-	-	-	-	-	-	-
Lawn, garden, and farm equipment and supplies retailing.....			03/09	-	-	-	-	-	-	-	-
Lawn, garden, and farm equipment and supplies retailing.....			03/09	-	-	-	-	-	-	-	-
Furniture retailing.....			03/09	-	-	-	-	-	-	-	-
Furniture retailing.....			03/09	-	-	-	-	-	-	-	-
Furniture retailing.....			03/09	-	-	-	-	-	-	-	-
Flooring and floor coverings retailing.....			03/09	-	-	-	-	-	-	-	-
Flooring and floor coverings retailing.....			03/09	-	-	-	-	-	-	-	-
Flooring and floor coverings retailing.....			03/09	-	-	-	-	-	-	-	-
Hardware and building materials and supplies retailing.....	58	D	03/09	176.324	176.165	172.287	174.452	173.942	-2.2	1.3	-0.3
Hardware and building materials and supplies retailing.....	58	D1	03/09	176.324	176.165	172.287	174.452	173.942	-2.2	1.3	-0.3
Hardware and building materials and supplies retailing.....	58	D101	03/09	176.324	176.165	172.287	174.452	173.942	-2.2	1.3	-0.3
Major household appliance retailing.....	58	E	03/09	123.084	131.159	122.725	120.828	124.985	-6.4	-1.5	3.4
Major household appliance retailing.....	58	E1	03/09	123.084	131.159	122.725	120.828	124.985	-6.4	-1.5	3.4
Major household appliance retailing.....	58	E101	03/09	123.084	131.159	122.725	120.828	124.985	-6.4	-1.5	3.4
Fuels and lubricants retailing.....	58	F	06/09	265.540	264.212	270.744	243.018	272.547	2.5	-10.2	12.2
Fuels and lubricants retailing.....	58	F1	06/09	265.540	264.212	270.744	243.018	272.547	2.5	-10.2	12.2
Automotive fuels and lubricants retailing.....			03/09	-	-	-	-	-	-	-	-
Household fuels retailing.....	58	F102	03/09	176.723	167.321	173.968	169.353	170.300	4.0	-2.7	0.6
Cleaning supplies and paper products retailing.....			03/09	-	-	-	-	-	-	-	-
Cleaning supplies and paper products retailing.....			03/09	-	-	-	-	-	-	-	-
Cleaning supplies and paper products retailing.....			03/09	-	-	-	-	-	-	-	-
Book retailing.....			03/09	-	-	-	-	-	-	-	-
Book retailing.....			03/09	-	-	-	-	-	-	-	-
Book retailing.....			03/09	-	-	-	-	-	-	-	-
Other merchandise retailing (partial).....	58	I	03/09	139.035	143.430	142.269	141.879	145.228	-0.8	-0.3	2.4
Other merchandise retailing (partial).....	58	I1	03/09	139.035	143.430	142.269	141.879	145.228	-0.8	-0.3	2.4
Other merchandise retailing (partial).....	58	I101	03/09	139.035	143.430	142.269	141.879	145.228	-0.8	-0.3	2.4
Metal treatment services.....			12/84	-	-	-	-	-	-	-	-
Metal treatment services.....			12/84	-	-	-	-	-	-	-	-
Metal plating and polishing.....	59	1101	12/84	-	-	-	-	-	-	-	-
Metal coating and allied services.....			12/84	-	-	-	-	-	-	-	-
Metal heat treating.....			06/85	-	-	-	-	-	-	-	-
Mining services.....	60	1	06/85	-	-	-	-	-	-	-	-
Mining services.....	60	11	06/85	-	-	-	-	-	-	-	-
Support activities for coal mining.....	60	1102	06/85	-	-	-	-	-	-	-	-
Drilling oil and gas wells services.....	60	1103	12/85	-	-	-	-	-	-	-	-
Support activities for oil and gas operations.....			12/85	-	-	-	-	-	-	-	-
Metal and nonmetallic minerals mining services.....			05/23	-	-	-	-	-	-	-	-
Contract work on textile products and apparel.....			06/10	-	-	-	-	-	-	-	-
Contract work on textile products and apparel.....			06/10	-	-	-	-	-	-	-	-
Contract work on textile products.....	61	1102	06/87	-	-	-	-	-	-	-	-
Contract work on apparel.....			06/87	-	-	-	-	-	-	-	-
Contract & commission receipts for tanning or finishing leather owned by others.....			06/11	-	-	-	-	-	-	-	-
Contract & commission receipts for tanning or finishing leather owned by others.....			06/11	-	-	-	-	-	-	-	-

See footnotes at end of table.

Table 8. Producer price indexes and percentage changes for selected commodity and service groupings and individual items, seasonally adjusted — Continued
 [May 2024, Index base 1982=100, unless otherwise indicated]

Title	Commodity code		Other index base	Seasonally adjusted index ¹					Seasonally adjusted 1-month percent change ¹		
	Group code	Item code		Jan. 2024	Feb. 2024 ^p	Mar. 2024 ^p	Apr. 2024 ^p	May 2024 ^p	Feb. to Mar. ^p	Mar. to Apr. ^p	Apr. to May ^p
Contract and commission receipts for tanning or finishing leather owned by others.....			12/97	-	-	-	-	-	-	-	-
New nonresidential building construction.....			06/09	-	-	-	-	-	-	-	-
New nonresidential building construction.....			06/09	-	-	-	-	-	-	-	-
New warehouse building construction.....			12/04	-	-	-	-	-	-	-	-
New school building construction.....			12/05	-	-	-	-	-	-	-	-
New office building construction.....			06/06	-	-	-	-	-	-	-	-
New industrial building construction.....			06/07	-	-	-	-	-	-	-	-
New health care building construction.....			06/12	-	-	-	-	-	-	-	-
Maintenance and repair of nonresidential buildings (partial).....	80	2	04/09	-	-	-	-	-	-	-	-
Maintenance and repair of nonresidential buildings (partial).....	80	21	04/09	-	-	-	-	-	-	-	-
Maintenance and repair of nonresidential buildings (partial).....	80	2101	04/09	-	-	-	-	-	-	-	-

¹ All indexes are subject to revision for 4 months after their originally scheduled publication to incorporate late reports and corrections by survey respondents. In addition, seasonally adjusted indexes are subject to change for up to 5 years due to the recalculation of seasonal factors published each January.

² Due to incomplete coverage of the services sector, some services indexes in this table reflect only a portion of their wherever-provided output. These indexes are flagged using the term "partial" at the end of their titles. For more information regarding wherever-provided services indexes, go to <https://www.bls.gov/ppi/wepnotice.htm>. This webpage includes methodology documentation, a table identifying missing coverage areas for those indexes with incomplete coverage, and a concordance table between wherever-provided services indexes and Census product codes.

p Preliminary

"-" Seasonal tests did not indicate the presence of seasonality.

Table 9. Producer price indexes for commodity and service groupings and individual items, not seasonally adjusted

[May 2024, Index base 1982=100, unless otherwise indicated]

Title	Commodity code		Other index base	Unadjusted index ¹				
	Group code	Item code		Jan. 2024	Feb. 2024 ^P	Mar. 2024 ^P	Apr. 2024 ^P	May 2024 ^P
Goods								
All commodities.....	00	000000		251.306	254.914	255.116	257.153	254.971
Industrial commodities.....	IND	THRU15		252.604	256.260	255.898	258.125	255.321
Farm products, processed foods and feeds.....	PFF	PLUS02		242.917	246.271	248.958	250.138	250.718
Farm products.....	01	—		212.237	219.543	223.127	223.833	224.181
Fruits & melons, fresh/dry vegs. & nuts.....	01	1		246.188	240.044	249.498	232.739	233.536
Fresh fruits and melons.....	01	11		188.072	164.216	151.271	161.929	158.503
Citrus fruits.....	01	1101		349.027	342.678	321.480	320.823	338.776
Grapefruits.....	01	110101		723.820	696.146	673.219	644.898	638.369
Lemons.....	01	110104		298.016	269.086	284.073	298.320	346.615
Valencia oranges.....	01	110105		306.940	276.105	268.499	260.526	259.340
Navel oranges.....	01	110106		236.098	250.204	235.417	236.839	252.581
Tangerines.....	01	110108	12/91	466.559	507.545	357.621	—	—
Other fruits and berries.....	01	1102		171.922	146.070	133.499	145.336	139.789
Avocados.....	01	110205	12/91	—	—	—	215.960	204.362
Kiwifruit.....	01	110206	12/91	313.600	303.413	303.413	303.413	303.413
Granny Smith apples.....	01	110208	12/91	146.331	139.952	131.625	129.931	118.542
Golden delicious apples.....	01	110211	12/91	156.370	163.276	159.327	153.085	168.695
Red delicious apples.....	01	110215		227.886	227.556	225.801	221.759	225.117
McIntosh apples.....	01	110216		242.442	241.699	241.857	241.857	243.197
Gala apples.....	01	110220	03/15	88.876	88.255	97.009	101.059	111.402
Pears.....	01	110221		123.376	122.322	132.190	147.246	159.340
Strawberries.....	01	110222		245.358	145.397	98.972	138.561	85.776
Blueberries.....	01	110227	12/91	—	—	—	—	30.668
Grapes.....	01	110228		166.386	174.396	174.353	174.353	174.353
Raisin grapes.....	01	1102282	08/16	129.681	119.667	119.667	119.667	—
Wine grapes.....	01	1102283	12/11	116.074	124.028	123.993	123.993	123.993
Juice grapes.....	01	1102284	01/16	200.445	200.445	200.445	200.445	200.445
Fuji apples.....	01	110229	03/15	124.210	115.252	111.848	112.370	106.613
Empire apples.....	01	110230	10/15	124.464	124.464	124.464	124.464	124.464
Melons.....	01	1103	12/91	—	—	—	—	182.362
Watermelons.....	01	110303	12/91	—	—	—	—	248.048
Fresh and dry vegetables.....	01	13		286.219	311.799	359.466	292.321	300.562
Dry vegetables.....	01	1301		244.071	244.884	246.091	244.128	246.009
Dry beans.....	01	13011	09/15	166.994	167.923	165.858	165.858	165.858
Dry pinto beans.....	01	130110	12/91	429.603	429.603	429.603	429.603	429.603
Dry great northern beans.....	01	130111	12/91	460.952	460.952	460.952	460.952	460.952
Dry pea beans.....	01	130113		203.098	203.098	202.700	202.700	202.700
Dry kidney beans.....	01	130114	12/11	105.729	105.885	103.212	103.212	103.212
Dry small red beans.....	01	130115	12/11	86.344	87.225	77.533	77.533	—
Dry garbanzo beans.....	01	130116	12/11	87.379	89.564	89.440	89.440	89.440
Dry black beans.....	01	130117	09/15	187.707	189.081	178.546	178.546	178.546
Dry peas and lentils.....	01	13012	09/15	146.649	146.667	151.041	148.167	150.922
Dry peas.....	01	130120	12/91	309.128	293.261	298.932	293.763	314.794
Dry lentils.....	01	130121	12/91	393.347	425.841	444.818	435.294	411.626
Fresh vegetables, except potatoes.....	01	1302		335.307	377.806	446.060	335.149	354.418
Cabbage.....	01	130211		279.924	290.077	268.915	210.776	215.111
Carrots.....	01	130212		311.009	311.009	291.942	271.155	271.155
Celery.....	01	130213		343.774	232.196	217.979	307.011	—
Sweet corn.....	01	130214		371.180	525.949	261.826	168.212	139.326
Lettuce.....	01	130215		257.282	294.939	722.050	401.722	565.455
Dry onions.....	01	130216		307.918	415.979	414.215	394.923	297.177
Tomatoes.....	01	130217		465.147	462.419	560.315	430.031	353.626
Snap beans.....	01	130218		585.561	394.460	156.486	156.486	—
Asparagus.....	01	130221	12/91	—	—	—	—	456.013
Broccoli.....	01	130222	12/91	232.313	189.736	206.559	296.699	275.377
Cauliflower.....	01	130223	12/91	65.292	68.193	85.348	74.894	70.046
Spinach.....	01	130224	12/91	482.923	561.832	445.836	505.018	920.079
Greens.....	01	130225	12/91	242.809	244.412	250.059	247.944	258.661
Endive.....	01	130226	12/91	976.738	1,383.712	1,408.583	861.440	1,183.616
Green peppers.....	01	130228	12/91	529.351	693.727	483.600	400.910	356.969
Eggplant.....	01	130229	12/91	—	—	—	432.149	341.804
Squash.....	01	130231	12/91	459.084	—	179.382	176.368	128.866
Beets.....	01	130232	12/91	142.616	143.945	133.758	126.671	140.401
Cucumbers.....	01	130234	12/91	—	—	—	301.503	221.417
Artichokes.....	01	130235	12/11	167.500	157.865	126.477	—	227.364

See footnotes at end of table.

Table 9. Producer price indexes for commodity and service groupings and individual items, not seasonally adjusted — Continued
 [May 2024, Index base 1982=100, unless otherwise indicated]

Title	Commodity code		Other index base	Unadjusted index ¹				
	Group code	Item code		Jan. 2024	Feb. 2024 ^P	Mar. 2024 ^P	Apr. 2024 ^P	May 2024 ^P
Sweet potatoes.....	01	1303		172.119	168.056	171.636	173.630	172.417
Sweet potatoes.....	01	130301	12/91	111.281	108.654	110.969	112.258	111.473
Potatoes.....	01	1306	12/11	94.505	93.836	103.974	105.789	99.000
Round white potatoes.....	01	130602	12/91	—	—	267.594	282.841	—
Russet potatoes.....	01	130603	12/91	156.271	153.570	144.573	143.334	134.590
Round red potatoes.....	01	130604	12/91	202.567	214.606	226.778	251.925	230.277
Round yellow potatoes.....	01	130605	09/15	121.141	128.267	—	—	—
Tree nuts.....	01	19		1,243.812	1,217.621	1,243.812	1,243.812	1,243.812
Tree nuts.....	01	1901		1,243.812	1,217.621	1,243.812	1,243.812	1,243.812
Pecans.....	01	190101		732.203	732.203	732.203	732.203	732.203
Almonds.....	01	190102	12/91	357.337	346.280	357.337	357.337	357.337
Filberts.....	01	190103	12/91	278.766	278.766	278.766	278.766	278.766
Walnuts.....	01	190104	12/91	186.550	186.550	186.550	186.550	186.550
Macadamias.....	01	190105	12/91	371.076	371.076	371.076	371.076	371.076
Pistachios.....	01	190106	12/91	214.334	214.334	214.334	214.334	214.334
Grains.....	01	2		183.484	174.163	175.257	174.473	189.132
Wheat.....	01	21		182.043	172.571	171.193	167.668	198.355
Wheat.....	01	2101		182.043	172.571	171.193	167.668	198.355
Hard red winter wheat.....	01	210101		170.223	161.120	166.331	158.990	196.570
Hard red spring wheat.....	01	210102		221.299	210.595	210.462	201.354	218.175
Soft white wheat.....	01	210103		149.737	142.957	127.614	137.489	154.221
Soft red winter wheat.....	01	210104		180.330	175.087	166.057	167.405	202.963
Hard amber durum wheat.....	01	210105	12/84	323.647	269.937	248.781	254.824	255.159
Other grains.....	01	22		185.073	175.626	177.680	177.516	190.475
Barley.....	01	2201		200.566	184.846	161.373	171.639	176.879
Barley.....	01	220101		200.566	184.846	161.373	171.639	176.879
Corn.....	01	2202		180.566	171.503	173.950	173.775	186.559
Corn.....	01	220205		180.566	171.503	173.950	173.775	186.559
Oats.....	01	2203		281.752	271.645	258.629	250.262	277.478
Oats.....	01	220311		281.752	271.645	258.629	250.262	277.478
Sorghum.....	01	2205	12/91	211.204	197.589	198.071	193.602	207.530
Sorghum.....	01	220501	12/91	211.204	197.589	198.071	193.602	207.530
Rough rice.....	01	23	12/91	143.346	137.110	132.322	130.549	126.848
Rough rice.....	01	2301	12/91	143.346	137.110	132.322	130.549	126.848
Rough rice.....	01	230103	12/04	243.731	233.129	224.988	221.973	215.681
Long grain rough rice.....	01	2301031	09/15	146.789	149.541	149.541	149.541	147.058
Medium/short grain rough rice.....	01	2301032	09/15	180.892	152.229	135.032	128.662	121.019
Livestock.....	01	3		212.764	240.021	254.732	264.463	265.177
Slaughter cattle.....	01	31		256.320	272.532	289.331	290.381	297.587
Slaughter steers and heifers.....	01	3101		263.356	274.385	284.622	280.462	287.248
Slaughter steers and heifers.....	01	310199	12/91	249.541	259.991	269.691	265.749	272.180
Slaughter cows and bulls.....	01	3102		205.367	238.612	277.020	295.609	303.813
Slaughter cows and bulls.....	01	310299	12/91	184.687	214.584	249.125	265.842	273.221
Slaughter vealers.....	01	3103		101.279	101.412	102.085	103.046	103.991
Slaughter vealers.....	01	310399	12/91	87.495	87.610	88.192	89.022	89.838
Slaughter hogs.....	01	32		58.689	87.222	99.067	118.984	113.964
Slaughter barrows and gilts.....	01	3201		57.882	86.306	97.701	117.841	113.875
Slaughter barrows and gilts.....	01	320199	12/91	87.513	130.489	147.718	178.168	172.171
Slaughter sows.....	01	3202		79.459	106.154	134.245	140.343	92.185
Slaughter sows.....	01	320299	12/91	137.972	184.325	233.103	243.690	160.068
Slaughter lambs.....	01	33		434.906	441.986	494.484	475.388	449.055
Slaughter lambs.....	01	3301		434.906	441.986	494.484	475.388	449.055
Slaughter lambs.....	01	330199	12/91	501.573	509.738	570.284	548.260	517.891
Feeder and replacement cattle.....	01	34	09/21	165.272	181.761	187.747	189.528	190.085
Feeder and replacement cattle.....	01	3401	09/21	165.272	181.761	187.747	189.528	190.085
Feeder and replacement cattle.....	01	340199	09/21	165.272	181.761	187.747	189.528	190.085
Slaughter poultry.....	01	4		347.383	334.214	340.200	347.064	347.538
Slaughter chickens.....	01	41		368.106	357.160	364.184	378.234	375.569
Broilers and other meat type chickens.....	01	4102		373.228	362.130	369.251	383.497	380.795
Slaughter chickens.....	01	410299	12/91	359.402	348.715	355.573	369.291	366.689
Slaughter turkeys.....	01	42		261.015	234.815	236.606	208.909	224.968
Slaughter turkeys.....	01	4201		261.015	234.815	236.606	208.909	224.968
Slaughter turkeys.....	01	420199	12/91	237.527	213.685	215.315	190.111	204.724
Slaughter ducks.....	01	43	12/91	299.376	299.376	299.376	300.288	300.288

See footnotes at end of table.

Table 9. Producer price indexes for commodity and service groupings and individual items, not seasonally adjusted — Continued
 [May 2024, Index base 1982=100, unless otherwise indicated]

Title	Commodity code		Other index base	Unadjusted index ¹				
	Group code	Item code		Jan. 2024	Feb. 2024 ^P	Mar. 2024 ^P	Apr. 2024 ^P	May 2024 ^P
Slaughter ducks.....	01	4301	12/91	299.376	299.376	299.376	300.288	300.288
Slaughter ducks.....	01	430199	12/91	299.376	299.376	299.376	300.288	300.288
Raw cotton.....	01	5		126.998	143.081	144.937	128.282	108.313
Raw cotton.....	01	51		125.702	141.621	143.458	126.973	107.208
Raw cotton.....	01	5101		125.702	141.621	143.458	126.973	107.208
Raw cotton.....	01	510101		125.702	141.621	143.458	126.973	107.208
Upland cotton.....	01	5101011	09/15	125.911	143.234	145.489	127.720	106.417
Pima cotton.....	01	5101012	09/15	116.685	114.676	111.328	111.328	111.328
Raw milk.....	01	6		153.343	157.158	157.921	156.395	150.524
Raw milk.....	01	61		153.963	157.793	158.559	157.027	151.132
Raw milk.....	01	6101		153.963	157.793	158.559	157.027	151.132
Raw milk.....	01	610102		153.963	157.793	158.559	157.027	151.132
Chicken eggs.....	01	7		298.893	459.694	353.138	380.935	253.033
Chicken eggs.....	01	71		298.893	459.694	353.138	380.935	253.033
Eggs for fresh use.....	01	7107	12/91	255.938	396.787	278.351	309.454	201.905
Eggs, jumbo.....	01	710701	12/84	274.561	431.007	297.732	322.371	217.885
Eggs, extra large.....	01	710702	12/84	292.282	457.299	315.434	341.290	227.480
Eggs, large.....	01	710703		310.402	503.376	337.860	374.833	242.389
Eggs, medium.....	01	710704	12/84	290.661	361.382	319.334	372.312	244.747
Eggs, small.....	01	710705	12/84	227.282	231.891	231.891	253.402	156.604
Breaker stock and checks and undergrades.....	01	7108	12/91	264.682	399.933	367.132	375.220	257.494
Breaker stock.....	01	710801	12/91	256.682	388.480	356.294	363.812	250.437
Checks and undergrades.....	01	710802	12/91	351.926	525.439	485.565	499.558	335.139
Hay, hayseeds, and oilseeds.....	01	8		251.399	238.850	242.283	241.110	255.040
Hay and hayseeds.....	01	81		332.410	321.049	328.183	345.162	442.059
Hay and hayseeds.....	01	8101		332.410	321.049	328.183	345.162	442.059
Alfalfa hay.....	01	810101		278.727	325.703	340.233	329.383	373.716
All other hay.....	01	810102	09/15	136.348	109.296	108.834	125.741	180.117
Oilseeds.....	01	83		229.752	217.784	220.674	217.832	223.069
Oilseeds.....	01	8301		229.752	217.784	220.674	217.832	223.069
Peanuts.....	01	830111		133.055	99.497	131.365	134.234	125.059
Cottonseed.....	01	830121		301.955	287.686	272.442	235.721	247.998
Soybeans.....	01	830131		209.431	199.841	201.188	199.004	204.383
Flaxseed.....	01	830151	12/91	283.296	263.104	263.104	263.104	—
Sunflower.....	01	830161	12/91	—	209.150	209.150	209.150	223.352
Canola.....	01	830171	12/11	96.281	92.057	96.424	95.903	99.709
Miscellaneous oil crops.....	01	830181	09/15	172.799	173.745	171.967	171.967	171.967
Processed foods and feeds.....	02	—		258.563	259.966	262.214	263.630	264.327
Cereal and bakery products.....	02	1		330.015	329.128	328.792	328.296	329.449
Bakery products.....	02	11		359.496	362.015	362.681	362.840	362.771
Bread (white, wheat, rye, etc.), including frozen.....	02	1102	06/06	177.883	178.075	179.028	178.313	178.822
Bread (white, wheat, rye, etc.), including frozen.....	02	110201	06/06	177.883	178.075	179.028	178.313	178.822
White pan bread.....	02	11020111	12/11	144.291	144.648	146.037	144.663	145.422
White hearth bread (French, Italian, etc.).....	02	11020112	12/11	146.406	146.118	146.127	146.356	148.223
Dark wheat breads (whole wheat, cracked wheat, multigrain, etc.).....	02	11020113	12/11	143.142	143.365	143.675	143.447	143.511
Other variety breads (rye, unleavened, raisin, potato, self-rising, salt-free, canned, etc.).....	02	11020114	12/11	130.929	130.906	131.338	131.453	130.737
Rolls (bread-type), muffins, bagels, and croissants.....	02	1105		371.834	373.348	373.152	373.239	371.820
Rolls (bread-type), muffins, bagels, and croissants.....	02	110505	06/06	181.408	182.147	182.051	182.094	181.401
Rolls, hamburger and wiener.....	02	11050501	12/11	132.611	133.747	133.595	133.758	132.916
All other rolls, bread-type (incl. muffins, bagels, and croissants).....	02	11050502	12/11	151.806	151.853	151.853	151.762	151.504
Other sweet goods, excluding frozen.....	02	1107		391.408	391.683	393.429	397.795	397.734
Other sweet goods, excluding frozen.....	02	110703	06/99	243.333	243.504	244.590	247.304	247.266
Soft cakes, excluding frozen.....	02	1108		440.791	436.854	437.931	437.184	437.597
Soft cakes, excluding frozen.....	02	110803	06/99	226.092	224.072	224.625	224.242	224.454
Pies (fruit, cream, and custard), excluding frozen.....	02	1109		481.649	478.900	480.033	479.655	480.653
Pies (fruit, cream, and custard), excluding frozen.....	02	110903	06/99	242.511	241.126	241.697	241.507	242.009
Cookies, crackers, and related products.....	02	1121		269.036	276.576	276.576	276.576	276.576
Cookies, wafers, and ice cream cones and cups (excluding frozen).....	02	112103	06/83	268.140	279.708	279.708	279.708	279.708
Crackers, biscuits, and related products.....	02	112104	06/83	251.430	251.430	251.430	251.430	251.430
Saltines and all other crackers, cracker meal and crumbs, and biscuits.....	02	1121042	12/11	101.663	101.663	101.663	101.663	101.663
Retail bakery products, excluding retail trade.....	02	1130	06/14	164.705	165.352	165.352	166.392	166.392
Retail bakery products, excluding retail trade.....	02	113001	06/14	164.705	165.352	165.352	166.392	166.392
Flour and flour base mixes and doughs.....	02	12		263.484	263.232	260.690	259.347	263.235

See footnotes at end of table.

Table 9. Producer price indexes for commodity and service groupings and individual items, not seasonally adjusted — Continued
 [May 2024, Index base 1982=100, unless otherwise indicated]

Title	Commodity code		Other index base	Unadjusted index ¹				
	Group code	Item code		Jan. 2024	Feb. 2024 ^P	Mar. 2024 ^P	Apr. 2024 ^P	May 2024 ^P
Wheat flour.....	02	1203		263.512	262.186	255.737	252.418	264.449
Wheat flour.....	02	120301	06/83	257.264	255.969	249.672	246.432	258.178
Flour base mixes and doughs.....	02	1204		259.005	259.327	258.901	258.630	258.130
Flour base mixes and doughs.....	02	120401	06/83	272.157	272.494	272.047	271.762	271.237
Prepared flour mixes, including refrigerated and frozen doughs and batters, made in flour mills.....	02	1204011	12/11	133.755	133.707	133.707	133.537	133.537
Flour mixes, excluding cake mixes, made from purchased flour.....	02	1204013	12/11	140.137	140.374	140.088	139.940	139.603
Milled rice and byproducts.....	02	13		278.490	278.687	280.662	282.083	281.855
Head rice.....	02	1301		306.495	306.160	308.022	310.196	309.978
Head rice.....	02	130106	06/03	296.788	296.463	298.266	300.372	300.161
Head rice not packaged with other ingredients.....	02	1301066	12/11	134.641	133.999	134.596	135.368	135.273
Milled rice (incl second heads, screenings, brewers, bran, sharps, rice flour, and byproducts).....	02	1302	06/84	155.975	156.459	157.776	158.158	158.009
Milled rice (incl second heads, screenings, brewers, bran, sharps, rice flour, and byproducts).....	02	130201	06/84	155.975	156.459	157.776	158.158	158.009
Cereal and pasta products.....	02	14		310.099	302.110	301.412	300.098	301.277
Dry macaroni, spaghetti, and egg noodle products, made from purchased flour.....	02	1402	06/85	279.518	277.970	277.970	277.970	277.970
Dry macaroni, spaghetti, and egg noodle products, made from purchased flour.....	02	140203	12/02	230.034	228.761	228.761	228.761	228.761
Dry macaroni, spaghetti, and egg noodle products, made from purchased flour.....	02	14020303	06/09	155.023	154.165	154.165	154.165	154.165
Cereal and mill products, other than flour.....	02	1409	06/85	293.144	284.347	283.548	282.046	283.394
Manufactured starch, made by wet milling.....	02	140907	06/85	374.393	338.557	340.363	341.108	341.037
Wheat mill products, corn mill products, and other grain mill products except flour.....	02	140908	06/98	231.451	222.372	219.502	216.040	219.679
Wheat mill products, except flour.....	02	1409081	12/09	129.574	117.291	112.439	111.127	115.102
Corn mill products.....	02	1409082	12/09	148.973	146.694	146.074	145.417	147.285
Other grain mill products.....	02	1409083	12/09	159.914	156.758	157.133	149.741	150.199
Breakfast cereal.....	02	140909	12/11	140.686	140.686	140.686	140.384	140.384
Meats, poultry, and fish.....	02	2		227.894	229.383	235.837	241.247	242.515
Meats.....	02	21		236.760	238.379	243.482	246.524	246.393
Beef and veal products, fresh or frozen.....	02	2101		289.176	297.224	304.953	303.241	301.881
Beef, fresh/frozen variety meats, not canned or made into sausage, made in slaughtering plants.....	02	210126	06/08	242.394	249.955	256.763	263.035	268.128
Beef, fresh/frozen whole/half carcass, not canned or made into sausage, misp.....	02	210131	06/08	188.474	199.206	201.089	193.287	193.006
Beef, fresh/frozen, primal and subprimal cuts, made in slaughtering plants.....	02	210133	12/95	249.730	255.877	263.026	261.672	259.753
Lamb/mutton, fresh or frozen, not canned or made into sausage, made in slaughtering plants.....	02	2103		482.887	492.286	492.834	492.588	486.683
Lamb/mutton, fresh or frozen, not canned or made into sausage, made in slaughtering plants.....	02	210321	12/88	386.242	393.761	394.199	394.002	389.279
Pork products, fresh, frozen, or processed, except sausage.....	02	2104		177.781	171.243	173.101	177.967	180.780
Pork, fresh/frozen, unprocessed, all cuts, except sausage, made in slaughtering plants.....	02	210444	06/01	126.825	120.881	120.454	125.783	128.835
Pork, processed or cured, not canned or made into sausage.....	02	210447	06/01	168.341	164.511	169.500	170.684	171.421
Pork, processed or cured, not canned or made into sausage, made in slaughtering plants.....	02	2104471	06/08	194.792	182.882	200.537	189.342	190.736
Pork, processed or cured, not canned or made into sausage, mfpc.....	02	2104472	06/08	143.601	142.386	143.382	147.839	148.319
Pork, sweet-pickled, dry-cured, or dry salt, not canned or made into sausage, mfpc.....	02	21044721	09/16	126.946	125.890	125.848	125.983	125.983
Smoked hams and picnics, excluding canned, made from purchased carcasses.....	02	21044723	12/11	141.412	133.791	127.426	137.977	141.335
Smoked slab bacon, made from purchased carcasses.....	02	21044723	09/16	115.662	113.856	117.654	116.237	117.241
Smoked sliced bacon, made from purchased carcasses.....	02	21044724	12/11	110.816	113.305	118.148	121.694	120.638
Other smoked pork, not canned or made into sausage, made from purchased carcasses.....	02	21044725	12/11	124.121	122.534	123.225	122.536	122.833
Boiled ham, barbecue pork, and other cooked pork, excluding canned meats and sausage, mfpc.....	02	21044726	12/11	104.159	104.158	104.163	104.157	104.163
Other meats, fresh, frozen, or canned.....	02	2105		216.775	218.827	223.753	229.808	228.399
Fresh/processed sausage, deli & cooked meats, etc.....	02	210503	06/01	202.651	200.021	204.920	207.665	205.865
Fresh and processed sausage, deli, and cooked meats, made in slaughtering plants.....	02	2105031	06/08	222.340	218.040	220.083	226.010	222.696
Fresh and processed sausage, deli, and cooked meats, mfpc.....	02	2105032	06/08	172.920	170.823	175.349	177.388	175.991
Fresh sausage (pork sausage, breakfast links, etc.), excluding canned, mfpc.....	02	21050321	12/11	146.544	147.773	154.783	162.869	160.069
Dry or semidry sausage (salami, cervelat, pepperoni, summer sausage, pork roll, etc), mfpc.....	02	21050322	12/11	136.324	131.261	135.344	132.832	130.440
Frankfurters, including wieners, excluding canned, made from purchased carcasses.....	02	21050323	12/11	141.341	140.419	141.272	141.151	141.604
Other sausage (smoked or cooked) & jellied goods & similar preparations, excluding canned, mfpc.....	02	21050324	12/11	143.970	142.716	143.072	143.432	145.628
Boxed meat (beef, pork, lamb, etc.), made from purchased carcasses.....	02	210504	06/08	141.985	142.961	144.846	148.198	144.743

See footnotes at end of table.

Table 9. Producer price indexes for commodity and service groupings and individual items, not seasonally adjusted — Continued
 [May 2024, Index base 1982=100, unless otherwise indicated]

Title	Commodity code		Other index base	Unadjusted index ¹				
	Group code	Item code		Jan. 2024	Feb. 2024 ^P	Mar. 2024 ^P	Apr. 2024 ^P	May 2024 ^P
Canned meats, excluding dog, cat, and baby food.....	02	210579	12/88	283.655	288.256	283.579	295.342	289.453
Frozen ground meat patties and other processed, frozen, or cooked meats, mfpc.....	02	210586	12/01	151.127	156.042	160.751	167.172	168.043
Processed poultry.....	02	22		166.056	169.608	177.301	185.127	190.708
Young chickens, including bulk, chilled, frozen, whole, and in parts.....	02	2203		190.817	193.595	199.685	209.346	213.635
Young chickens, including bulk, chilled, frozen, whole, and in parts.....	02	220333	12/90	188.506	191.250	197.267	206.810	211.047
Turkeys, including frozen, whole, and in parts.....	02	2206		174.644	169.585	170.298	168.967	170.964
Turkeys, including frozen, whole, and in parts.....	02	220611	12/90	173.346	168.323	169.032	167.710	169.693
Canned, cooked, smoked or prepared poultry.....	02	2208		124.359	132.898	146.423	156.018	165.677
Canned, cooked, smoked or prepared poultry.....	02	220811	12/90	102.190	109.207	120.320	128.205	136.142
Chicken hens and other poultry/small game.....	02	2209	12/90	113.978	112.224	112.224	111.889	111.327
Other poultry/small game (duck, goose, rabbit, etc.).....	02	220911	12/90	312.792	298.040	298.040	295.224	293.741
Unprocessed and prepared seafood.....	02	23		431.530	415.511	424.976	437.577	423.270
Unprocessed finfish.....	02	2301		893.738	550.816	584.955	833.547	715.167
Haddock.....	02	230101		291.964	183.861	240.059	364.149	319.827
Halibut.....	02	230102		1,240.777	708.986	1,179.948	774.182	623.353
Flounder.....	02	230131	12/91	221.929	140.403	201.816	279.763	265.981
Cod.....	02	230132	12/91	113.265	83.711	87.437	88.296	97.672
Pollock.....	02	230133	12/91	262.451	235.425	202.043	249.032	435.940
Tuna.....	02	230136	01/16	92.560	73.364	81.267	87.301	78.939
Other finfish.....	02	230199	12/91	926.308	442.064	476.570	883.696	418.872
Unprocessed shellfish.....	02	2305	12/91	290.452	305.112	323.268	307.286	290.854
Shrimp.....	02	230501	12/91	82.357	81.000	80.996	80.920	81.007
Crabs.....	02	230502	12/91	—	—	—	—	698.429
Lobsters.....	02	230503	12/91	257.123	313.726	364.339	334.543	174.676
Clams.....	02	230504	12/91	272.090	266.585	266.585	266.585	262.575
Oysters.....	02	230505	01/16	135.938	118.772	118.772	111.424	111.424
Sea scallops.....	02	230506	01/16	116.124	115.176	113.957	109.792	111.195
Mussels.....	02	230507	01/16	134.483	134.483	134.483	134.483	134.483
Prepared fresh and frozen seafood.....	02	2306	12/11	127.007	128.066	129.715	130.076	128.844
Prepared fresh fish/seafood, inc. surimi/surimi-based products.....	02	230601	12/11	138.339	139.230	138.820	139.027	137.985
Prepared frozen fish.....	02	230602	12/11	113.440	114.481	115.957	116.586	117.335
Prepared frozen shellfish.....	02	230603	12/11	120.773	122.648	122.755	124.024	120.609
Other prepared fresh and frozen seafood.....	02	230604	12/11	148.076	148.631	155.950	154.836	149.324
Dairy products.....	02	3		223.988	226.694	228.983	228.371	232.151
Fluid milk products.....	02	31		288.350	288.486	293.794	295.275	293.989
Packaged fluid milk and related products.....	02	3103	12/82	289.493	286.862	293.174	295.353	291.984
Fluid whole milk.....	02	310301		267.687	264.551	270.685	273.384	268.658
Reduced fat and lowfat milk (1/2-2).....	02	310302	12/82	299.888	296.626	303.936	305.680	299.455
Fat free or skim milk.....	02	310303	12/82	306.913	302.994	307.563	307.990	300.832
Other fluid milk related products, packaged, incl. cartons, bottles, cans, and dispenser cans.....	02	310304	12/82	316.406	316.032	322.133	324.880	329.594
Cottage cheese.....	02	3104	12/82	313.333	313.726	315.084	314.922	308.852
Cottage cheese.....	02	310401	12/82	313.333	313.726	315.084	314.922	308.852
Other milk products.....	02	3105	12/82	243.442	243.259	244.203	242.079	241.229
Other milk products.....	02	310501	12/82	243.442	243.259	244.203	242.079	241.229
Yogurt, excluding frozen.....	02	3105011	12/11	121.265	121.196	121.196	121.218	121.261
Other packaged milk products.....	02	3105012	12/11	146.787	146.634	148.123	144.732	143.307
Bulk fluid milk and cream.....	02	3106	12/91	225.129	231.091	238.614	243.238	246.467
Bulk fluid milk and cream.....	02	310601	12/91	225.129	231.091	238.614	243.238	246.467
Butter.....	02	32		186.895	195.681	203.646	210.374	214.757
Butter.....	02	3201		186.895	195.681	203.646	210.374	214.757
Butter.....	02	320114	06/84	186.530	195.298	203.247	209.962	214.337
Natural, processed, and imitation cheese.....	02	33		175.811	178.359	177.588	175.906	184.788
Natural cheese, except cottage cheese.....	02	3302		166.948	169.048	168.132	166.233	174.134
Natural cheese, except cottage cheese.....	02	330212	06/88	183.121	185.423	184.419	182.336	191.002
Natural cheese, except lowfat, shipped in consumer packages or containers (3 lbs or less).....	02	3302121	12/07	132.076	132.189	132.167	132.162	132.456
Natural cheese, except lowfat, shipped in packages or containers (more than 3 lbs) or bulk.....	02	3302122	12/07	86.066	88.311	86.981	85.124	94.319
Lowfat natural cheese, except cottage cheese, shipped in consumer packages (3 lbs. or less).....	02	3302123	06/10	121.015	121.094	121.025	121.004	121.257
Lowfat natural cheese, except cottage cheese, shipped in packages (more than 3 lbs.) or in bulk.....	02	3302124	06/10	111.781	114.931	114.605	110.872	120.768
Processed cheese and related products.....	02	3303		174.853	178.646	178.539	177.715	190.404
Process cheese and related products.....	02	330312	06/88	185.853	189.884	189.771	188.895	202.382
Process cheese, shipped in consumer packages or containers (3 lbs. or less).....	02	3303121	06/10	121.323	124.100	124.292	122.393	131.652
All other process cheese and related products.....	02	3303122	06/10	131.314	134.030	133.706	134.301	143.415

See footnotes at end of table.

Table 9. Producer price indexes for commodity and service groupings and individual items, not seasonally adjusted — Continued
 [May 2024, Index base 1982=100, unless otherwise indicated]

Title	Commodity code		Other index base	Unadjusted index ¹				
	Group code	Item code		Jan. 2024	Feb. 2024 ^P	Mar. 2024 ^P	Apr. 2024 ^P	May 2024 ^P
Process cheese shipped in packages or containers (more than 3 lbs.) or in bulk.....	02	33031221	06/10	130.877	127.563	128.006	131.460	128.554
Cheese food, spread, and other related products.....	02	33031225	12/11	104.075	111.063	110.192	108.366	125.218
Raw liquid whey.....	02	3307	12/04	247.912	264.987	269.319	280.921	277.396
Raw liquid whey.....	02	330701	12/04	247.912	264.987	269.319	280.921	277.396
Ice cream and frozen desserts.....	02	34		286.898	287.175	286.946	287.148	287.238
Ice cream and frozen desserts.....	02	3402	06/83	283.035	283.308	283.082	283.281	283.370
Ice cream and frozen desserts.....	02	340201	06/83	283.035	283.308	283.082	283.281	283.370
Ice cream, excl. lowfat and nonfat (incl. custards), shipped in bulk (containers 3 gal or more).....	02	3402011	12/11	136.725	136.327	137.137	137.748	137.682
Ice cream, incl. custards (excl. lowfat and nonfat) shipped in sizes less than 3 gallons.....	02	3402012	12/11	130.314	130.314	130.051	130.107	130.159
Ice cream, including custards (excluding lowfat and nonfat), novelty forms.....	02	3402013	12/11	137.838	138.253	138.416	138.514	138.545
Ice cream, including custards, lowfat and nonfat.....	02	3402014	12/11	120.434	120.491	120.307	120.474	120.506
Frozen desserts containing fats other than butterfat (incl. soy, rice, almond, oats, etc.).....	02	3402016	12/22	105.410	105.418	105.418	105.418	105.418
Other frozen desserts (yogurt, sherbet, water ices, mellorine, frozen pudding, gelato, etc.).....	02	3402019	12/11	143.060	143.562	143.275	143.278	143.364
Dry, condensed, and evaporated milk products.....	02	35		171.175	175.887	179.828	176.585	174.506
Dry milk products, including feed grade.....	02	3502	12/83	143.701	149.636	152.771	148.724	145.166
Dry milk products, including feed grade.....	02	350201	12/83	143.701	149.636	152.771	148.724	145.166
Liquid milk products.....	02	3503	12/83	215.521	215.757	223.217	222.487	226.445
Consumer-type canned milk products.....	02	350301	12/83	289.079	288.889	289.277	290.746	290.427
Bulk liquid milk products, including feed grade.....	02	350303	12/83	124.491	125.173	139.822	136.767	145.105
Ice cream mixes and related products.....	02	3505	06/02	166.135	164.162	165.666	167.558	169.556
Ice cream mixes and related products.....	02	350502	06/02	166.135	164.162	165.666	167.558	169.556
Processed fruits and vegetables.....	02	4		292.357	292.375	289.660	290.136	291.486
Canned fruits and juices.....	02	41		305.441	306.288	304.985	304.537	306.456
Canned fruits, excluding baby foods.....	02	4101		306.817	309.876	308.375	307.371	312.585
Canned fruits, excluding baby foods.....	02	410105	12/87	270.269	272.964	271.642	270.758	275.350
Canned and fresh fruit juices, nectars, and concentrates.....	02	4102		311.823	311.384	310.167	310.036	310.055
Canned and fresh fruit juices, nectars, and concentrates.....	02	410239	12/87	256.690	256.329	255.326	255.219	255.235
Frozen fruits, juices and ades.....	02	42		286.230	286.384	288.516	289.795	291.772
Frozen fruits.....	02	4202		269.793	270.168	275.348	278.455	283.260
Frozen fruits.....	02	420209	12/90	254.634	254.987	259.876	262.809	267.343
Canned vegetables and juices.....	02	44		256.177	257.542	252.664	252.235	252.803
Canned vegetables and juices.....	02	4401		256.177	257.542	252.664	252.235	252.803
Canned vegetables.....	02	440102	12/87	282.202	280.580	278.591	277.113	275.845
Canned catsup and other tomato based sauces.....	02	440127	12/87	226.963	230.359	223.426	223.611	225.321
Frozen vegetables.....	02	45		314.258	312.137	310.997	314.574	314.540
Frozen potato products (French-fried, patties, puffs, etc.).....	02	4502	12/90	342.264	337.307	335.006	342.647	342.647
Frozen potato products (French-fried, patties, puffs, etc.).....	02	450202		431.063	424.820	421.921	431.545	431.545
Frozen vegetables, other than potato products.....	02	4505	12/90	193.150	194.109	194.313	193.312	193.260
Frozen vegetables, other than potato products.....	02	450509	06/97	189.687	190.629	190.829	189.845	189.795
Dried and dehydrated food.....	02	48	12/03	219.953	219.010	215.669	214.524	217.806
Dried and dehydrated food.....	02	4801	12/03	219.953	219.010	215.669	214.524	217.806
Dried and dehydrated food.....	02	480101	12/03	219.953	219.010	215.669	214.524	217.806
Soup mixes (including dried/dehydrated/freeze-dried) and bouillon....	02	48010101	12/11	124.625	124.625	124.625	124.625	124.625
Dried and dehydrated fruits and vegetables, including freeze-dried....	02	48010102	12/11	149.299	149.237	148.103	147.022	148.101
Sugar and confectionery.....	02	5		268.230	275.141	279.834	287.005	284.791
Raw cane sugar and sugar cane mill products and byproducts.....	02	52		239.947	241.734	244.938	244.942	245.136
Raw cane sugar and sugarcane mill products and byproducts.....	02	5201		239.947	241.734	244.938	244.942	245.136
Raw cane sugar and sugarcane mill products and byproducts.....	02	520106	12/03	221.487	223.137	226.095	226.098	226.277
Refined sugar products and byproducts.....	02	53		240.561	261.378	265.854	265.544	265.961
Refined sugar products and byproducts.....	02	5307	12/02	200.296	217.628	221.355	221.097	221.443
Refined granulated cane sugar and byproducts.....	02	530701	12/02	216.426	231.738	235.568	234.719	236.972
Beet sugar.....	02	530702	12/02	189.496	208.808	212.503	212.744	211.470
Confectionery materials.....	02	54		254.866	264.262	281.443	314.506	302.933
Confectionery materials.....	02	5401		254.866	264.262	281.443	314.506	302.933
Corn sweeteners, made by wet milling.....	02	540107	06/85	258.950	260.196	253.055	250.539	268.752
Chocolate coatings, made from cacao beans.....	02	540108	06/83	251.269	268.989	304.985	343.274	327.205
Other chocolate and cocoa products, made from cacao beans.....	02	540109	06/83	373.812	405.699	486.447	623.524	532.999
Confectionery end products.....	02	55		307.173	309.680	310.455	312.087	311.952
Candy and nuts.....	02	5503	06/83	276.440	278.858	279.607	281.180	281.050
Chocolate and chocolate-type confectionery products.....	02	550301	06/83	279.156	284.174	283.194	287.908	288.431

See footnotes at end of table.

Table 9. Producer price indexes for commodity and service groupings and individual items, not seasonally adjusted — Continued
 [May 2024, Index base 1982=100, unless otherwise indicated]

Title	Commodity code		Other index base	Unadjusted index ¹				
	Group code	Item code		Jan. 2024	Feb. 2024 ^P	Mar. 2024 ^P	Apr. 2024 ^P	May 2024 ^P
Chocolate/chocolate-type confectionery prods, cacao beans.....	02	5503011	12/11	134.864	140.279	140.279	140.279	140.279
Chocolate/confectionery products, made from purchased chocolate, not retailed.....	02	5503014	12/11	120.309	121.961	121.458	123.879	124.147
Nonchocolate-type confectioneries.....	02	550302	06/83	281.275	282.879	282.879	282.879	283.285
Nuts and seeds (salted, roasted, cooked or blanched).....	02	550304	06/91	189.475	189.517	191.989	191.398	190.426
Nuts (salted, roasted, cooked, or blanched), sold in bulk.....	02	5503041	06/08	113.985	113.958	115.636	115.255	114.557
Canned nuts (salted, roasted, cooked, or blanched).....	02	5503042	06/08	131.834	133.379	132.051	132.135	131.550
All other packaged nuts, including all types of seeds (salted, roasted, cooked, or blanched).....	02	5503043	06/08	170.370	170.572	170.575	170.300	171.808
Other confectionery-type products.....	02	550305	06/91	223.207	223.207	223.207	223.207	223.207
Beverages and beverage materials.....	02	6		254.846	256.906	257.247	256.940	256.863
Alcoholic beverages.....	02	61		220.339	220.467	220.696	220.945	220.288
Malt beverages.....	02	6101		233.907	234.007	234.500	234.988	235.290
Bottled beer and ale.....	02	610101		203.005	202.999	203.095	203.095	203.095
Canned beer and ale.....	02	610103		241.251	241.029	242.280	242.595	242.616
Beer and ale in barrels and kegs.....	02	610105	06/82	323.235	323.710	323.829	325.476	326.523
All other malt beverages and brewing products.....	02	610108	12/03	112.052	112.467	112.431	111.642	111.637
Distilled and bottled liquor, excluding brandy.....	02	6102		196.408	196.726	196.205	196.187	196.187
Distilled liquor, excluding brandy.....	02	610202	12/11	103.002	102.942	102.359	102.359	102.359
Distilled whiskey, all other distilled liquor, excluding brandy.....	02	6102022	12/11	118.767	118.698	118.026	118.026	118.026
Bottled liquor, excluding brandy.....	02	610204	12/11	104.448	104.819	104.818	104.800	104.800
Bottled whiskey.....	02	6102041	06/12	102.600	102.658	102.658	102.658	102.658
Bottled gin, vodka, rum, cordials, cocktails, and similar compounds.....	02	6102042	06/12	105.054	105.939	105.937	105.887	105.887
Wines, brandy, and brandy spirits.....	02	6104	12/83	209.291	209.334	209.689	209.812	207.706
Wines, brandy, and brandy spirits.....	02	610441	06/06	133.478	133.505	133.732	133.810	132.467
Wines, white, red & rose grape, and other fruit, 14 percent or less alcohol.....	02	6104411	12/11	117.268	117.300	117.610	117.751	116.416
Wines, white grape, 14 percent or less alcohol content.....	02	61044111	12/11	118.781	118.726	118.985	119.118	117.302
Wines, red grape, 14 percent or less alcohol content.....	02	61044112	12/11	113.175	113.271	113.611	113.719	112.844
Wines, rose grape & other fruits & berries, 14 percent or less alcohol.....	02	61044113	12/11	144.420	144.911	145.566	146.507	145.789
Wines, dessert, effervescent, and wine coolers.....	02	6104412	12/11	132.353	132.434	128.411	128.960	128.157
Other wines, brandy, and brandy spirits.....	02	6104413	12/11	150.545	150.415	151.949	150.562	151.125
Soft drinks.....	02	62		287.432	293.183	293.800	293.171	294.003
Soft drinks, non-carbonated and bottled water.....	02	6206		242.150	245.235	244.798	244.883	243.356
Bottled water, non-carb, processed or pasteurized.....	02	620608	12/03	119.010	118.110	117.929	118.104	118.928
Soft drinks, non-carbonated.....	02	620609		262.393	270.729	270.185	270.003	265.094
Soft drinks, non-carbonated, iced tea and other types.....	02	6206093	12/07	136.236	141.886	143.094	142.309	140.439
Soft drinks, non-carbonated, fruit drinks, cocktails, ades.....	02	6206094	12/11	135.790	139.305	138.123	138.445	135.495
Soft drinks, carbonated, bottle/can, all types.....	02	6210	12/11	171.275	174.695	174.103	175.636	176.293
Soft drinks, carbonated, bottle/can, all types.....	02	621001	12/11	171.275	174.695	174.103	175.636	176.293
Soft drinks, energy and sport.....	02	6211	01/24	100.000	103.045	105.079	101.999	103.390
Soft drinks, energy and sport.....	02	621101	01/24	100.000	103.045	105.079	101.999	103.390
Packaged beverage materials.....	02	63		250.183	249.564	249.328	247.807	247.330
Coffee (whole bean, ground, & instant).....	02	6301		256.063	255.540	255.204	253.450	252.909
Coffee, concentrated, including coffee substitutes.....	02	630103		201.905	201.905	201.905	201.905	201.905
Roasted coffee.....	02	630104	06/88	225.937	225.462	225.157	223.567	223.076
Tea in consumer packages, exc. canned ice tea.....	02	6303		215.329	213.944	214.469	214.671	214.671
Tea in consumer packages, exc. canned ice tea.....	02	630313	12/85	182.589	181.414	181.860	182.031	182.031
Other beverage materials.....	02	64		327.301	327.456	328.192	327.624	327.579
Other beverage materials.....	02	6401		327.301	327.456	328.192	327.624	327.579
Malt and malt byproducts.....	02	640101		167.901	168.132	169.231	168.383	168.316
Liquid beverage bases, excluding use by soft drink bottlers.....	02	640109	12/85	284.596	284.596	284.596	284.596	284.596
Fats and oils.....	02	7		333.157	326.053	325.681	323.394	322.411
Shortening, cooking oil, and margarine.....	02	78		353.693	354.812	360.218	360.508	352.210
Shortening, cooking oil, and margarine.....	02	7801		353.693	354.812	360.218	360.508	352.210
Margarine, butter blends, and butter substitutes.....	02	780109		398.071	397.803	396.602	395.609	-
Shortening and cooking oils.....	02	780115	12/11	115.025	115.498	117.775	117.963	114.599
Other oilseed processing.....	02	7A	12/04	277.343	265.427	262.826	263.292	257.292
Other oilseed processing.....	02	7A01	12/04	277.343	265.427	262.826	263.292	257.292
Cotton linters.....	02	7A0104	12/11	31.502	31.846	31.846	32.158	32.244
Cottonseed cake, meal, hulls, and other byproducts.....	02	7A0105	12/11	106.407	105.016	104.233	102.450	102.738
Cottonseed cake and meal.....	02	7A01051	12/11	118.913	117.584	116.058	112.925	116.786
Other crude and refined vegetable oils and other vegetable mill products.....	02	7A0106	12/11	189.061	187.881	186.724	185.034	186.229
Other crude vegetable oils, including linseed, peanut, sunflower, safflower, etc.....	02	7A01061	12/11	233.972	232.282	231.570	230.644	232.588

See footnotes at end of table.

Table 9. Producer price indexes for commodity and service groupings and individual items, not seasonally adjusted — Continued
 [May 2024, Index base 1982=100, unless otherwise indicated]

Title	Commodity code		Other index base	Unadjusted index ¹				
	Group code	Item code		Jan. 2024	Feb. 2024 ^P	Mar. 2024 ^P	Apr. 2024 ^P	May 2024 ^P
Other vegetable oil mill products, including all oil seed cake and meal.....	02	7A01063	12/11	111.851	111.351	110.469	108.923	109.455
Corn oil, crude and refined.....	02	7B	01/16	178.650	172.007	166.320	155.143	—
Corn oil, made by wet milling.....	02	7B01	01/16	178.650	172.007	166.320	155.143	—
Corn oil, made by wet milling.....	02	7B0101	01/16	178.650	172.007	166.320	155.143	—
Miscellaneous processed foods.....	02	8		290.263	294.703	296.900	295.929	294.811
Canned jams, jellies, and preserves.....	02	81		243.882	243.659	243.598	243.950	243.938
Canned jams, jellies, and preserves.....	02	8101		243.882	243.659	243.598	243.950	243.938
Canned jams, jellies, and preserves.....	02	810102	12/87	215.856	215.659	215.605	215.917	215.907
Pickles and other pickled products, including horseradish.....	02	82		306.904	307.540	307.540	307.540	307.540
Pickles and other pickled products.....	02	8201		306.904	307.540	307.540	307.540	307.540
Pickles and other pickled products, including horseradish.....	02	820106	12/86	274.305	274.874	274.874	274.874	274.874
Specialty canning.....	02	84		330.311	330.738	330.739	330.411	330.127
Specialty canning.....	02	8401		330.311	330.738	330.739	330.411	330.127
Canned dry beans.....	02	840102	12/82	222.982	223.113	222.925	223.425	222.709
Canned soups and stews, excluding frozen and seafood.....	02	840104	12/82	449.606	449.646	449.308	449.652	449.308
Canned baby foods and other canned specialties/nationality foods.....	02	840105	06/08	151.746	152.484	152.856	151.743	151.756
Frozen specialty food.....	02	85		233.371	233.816	233.553	233.397	233.139
Frozen specialty food.....	02	8501		233.371	233.816	233.553	233.397	233.139
Frozen cakes, pies, and other pastries.....	02	850109	12/82	351.514	350.185	348.944	349.004	347.505
Frozen dinners (beef, pork, and poultry pies) and nationality foods, incl. frozen pizza.....	02	850111	12/82	185.946	185.686	186.193	185.391	186.157
Other frozen specialties, incl. all whipped topping, waffles, soups, etc., excluding seafood.....	02	850113	12/82	288.607	295.499	291.891	295.461	290.648
Prepared sauces, except tomato.....	02	86		260.937	262.340	262.340	263.453	263.453
Prepared sauces, excluding tomato-based sauces and sauces comprised of 20 percent or more meat.....	02	8601		260.937	262.340	262.340	263.453	263.453
Prepared sauces, excluding tomato-based sauces and sauces comprised of 20 percent or more meat.....	02	860103	12/86	216.409	217.573	217.573	218.495	218.495
Other miscellaneous processed foods.....	02	89		317.297	320.822	326.323	324.207	324.412
Other miscellaneous processed foods.....	02	8901		317.297	320.822	326.323	324.207	324.412
Mayonnaise, salad dressings, and sandwich spreads.....	02	890102	12/86	295.386	294.578	294.593	294.593	294.593
Dry mix food preparations.....	02	890148	06/91	162.076	162.076	161.840	161.840	161.840
Perishable non-frozen prepared food, including tortillas.....	02	890149	06/91	188.623	189.588	190.263	194.422	192.994
Perishable prepared foods.....	02	8901492	12/07	131.923	132.457	133.091	137.023	135.768
Flavoring extracts, emulsions, liquid flavors, and food colorings.....	02	890151	12/85	352.921	352.921	352.921	352.921	352.921
Other flavoring agents, except chocolate syrup.....	02	890154	12/00	172.022	177.232	172.581	174.808	176.662
Soft drink flavoring syrup, sold in bulk.....	02	89015411	12/11	164.563	164.563	164.533	164.533	164.533
Other flavoring agents (except chocolate syrups).....	02	89015412	12/11	133.363	133.396	133.396	133.396	133.396
Table salt (evaporated), pepper (white and black), and other spices.....	02	890156	06/91	282.163	288.255	289.103	289.595	289.595
Pepper and other spices in commercial sizes (1 lb or more).....	02	8901566	05/17	112.141	112.141	113.366	114.077	—
Peanut butter.....	02	890158	06/91	165.363	163.741	161.654	160.960	167.785
Ice.....	02	890161	12/85	286.621	286.751	286.751	286.751	286.751
Dairy product alternatives, including plant-based.....	02	890162	06/92	197.301	197.235	196.903	196.999	198.519
Dry, condensed, and evaporated dairy product alternatives, including plant-based.....	02	8901621	12/09	135.474	135.471	136.461	136.471	136.472
Liquid dairy product alternatives, including plant-based.....	02	8901622	12/09	126.689	126.611	125.376	125.486	127.336
Perishable beverage dairy milk alternatives, including plant-based.....	02	89016221	09/23	99.916	99.866	98.651	98.651	98.651
All other liquid dairy product alternatives, including plant-based.....	02	89016222	09/23	99.433	99.326	99.319	99.751	107.041
Chips (potato, corn, etc.).....	02	890172	12/85	303.327	308.480	328.075	315.914	315.341
Potato chips and sticks, plain and flavored.....	02	8901721	12/07	172.808	174.826	179.309	181.021	181.021
Corn chips and related products.....	02	8901722	12/07	207.455	210.910	241.833	214.358	214.358
Other chips, sticks (hard pretzels, bacon rinds, popcorn (except candied), etc.).....	02	8901723	12/07	189.280	193.898	197.415	197.415	196.171
Vinegar and cider.....	02	890174	12/85	203.179	203.602	203.602	203.602	203.602
Other food preparations.....	02	890175	12/85	308.580	312.616	310.347	307.615	311.347
Prepared animal feeds.....	02	9		238.749	234.884	232.424	230.878	231.108
Soybean cake, meal, and other byproducts.....	02	92		144.348	141.229	139.504	137.011	140.105
Soybean cake, meal, and byproducts.....	02	9201		144.348	141.229	139.504	137.011	140.105
Soybean cake, meal, and byproducts.....	02	920112	12/04	176.068	172.264	170.159	167.119	170.893
Soybean cake and meal.....	02	9201121	12/09	98.498	96.715	95.421	94.657	96.182
Other soybean products, including isolates and concentrates.....	02	9201122	12/09	163.872	155.289	155.024	138.522	150.593
Formula feeds.....	02	93		260.364	252.985	247.984	245.729	246.389
Formula feeds.....	02	9301		260.364	252.985	247.984	245.729	246.389
Chicken and turkey feed, supplements, concentrates, and premixes.....	02	930102	12/86	249.641	239.242	233.053	230.208	233.172
Dairy cattle feed, supplements, concentrates, and premixes.....	02	930110	12/11	124.165	118.609	115.041	112.761	111.446
Swine feed, supplements, concentrates, and premixes.....	02	930115	12/11	118.973	117.362	117.333	118.085	118.826

See footnotes at end of table.

Table 9. Producer price indexes for commodity and service groupings and individual items, not seasonally adjusted — Continued
 [May 2024, Index base 1982=100, unless otherwise indicated]

Title	Commodity code		Other index base	Unadjusted index ¹				
	Group code	Item code		Jan. 2024	Feb. 2024 ^P	Mar. 2024 ^P	Apr. 2024 ^P	May 2024 ^P
Beef cattle feed, supplements, concentrates, and premixes.	02	930117	12/11	120.082	119.375	116.581	115.075	114.781
Poultry, exc. chicken and turkey, and livestock, exc. cattle and swine, feed.	02	930118	12/86	355.977	354.353	352.309	352.713	351.450
Miscellaneous feedstuffs.	02	94		322.716	320.249	318.742	317.996	316.244
Pet food.	02	9402		358.356	360.077	359.953	359.812	359.766
Dog and cat food.	02	940202	12/85	309.724	311.566	311.566	311.568	311.629
Dog food.	02	9402021	12/10	157.291	158.267	158.267	158.269	158.313
Canned dog food.	02	94020211	12/10	182.565	186.151	186.151	186.151	186.151
Dry and semi moist dog food.	02	94020214	12/11	144.246	144.687	144.687	144.689	144.739
Cat food.	02	9402022	12/10	164.486	165.366	165.366	165.366	165.366
Canned cat food.	02	94020224	12/11	166.326	167.111	167.111	167.111	167.111
Dry and semi moist cat food.	02	94020225	12/10	152.098	152.936	152.936	152.936	152.936
Pet (excluding dog and cat), laboratory, and fur animal feed.	02	940203	12/85	266.290	262.940	261.457	259.732	258.386
Miscellaneous feedstuffs other than pet food.	02	9403		279.055	272.742	269.987	268.698	265.403
Meat meal and meat and bone meal.	02	940301		167.805	151.130	147.966	142.559	137.234
Wet process corn byproducts.	02	940317	06/85	194.559	188.065	181.407	174.779	171.775
Other animal feeds, including fertilizer byproducts and feather.	02	940325	12/97	204.832	200.068	195.777	193.796	194.878
Animal and marine feed and fertilizer byproducts, except meat and bone meal.	02	9403252	06/09	110.388	106.218	103.148	101.159	102.472
Other prepared animal feeds, including feeding materials and adjuncts.	02	9403253	06/09	119.982	118.497	116.601	116.192	116.230
Miscellaneous byproducts of slaughtering plants.	02	940333	06/01	484.696	481.790	487.060	493.733	488.271
Distillers' dried grains (dark and light) and dried solubles.	02	940334	12/22	89.451	87.112	83.467	82.150	79.544
Textile products and apparel.	03	—		184.724	184.379	186.047	185.775	186.969
Synthetic fibers.	03	1		160.979	161.658	167.744	164.657	170.766
Unprocessed filament yarns.	03	15		166.805	167.509	173.815	170.616	176.946
Noncellulosic and cellulosic organic fibers.	03	1504	05/22	102.851	103.285	107.174	105.201	109.104
Noncellulosic fibers.	03	150401		153.306	153.909	160.957	157.364	163.942
Noncellulosic organic fibers.	03	1504014	06/05	135.867	136.713	144.966	140.808	147.738
Polyester manufactured fibers.	03	15040147	06/11	122.833	122.828	124.725	125.044	125.440
Other noncellulosic organic fibers, incl. polyamide, polyolefin, and producer-textured.	03	15040149	06/11	125.484	126.659	137.126	131.202	140.602
Processed yarns and threads.	03	2		175.567	175.003	175.558	176.001	175.906
Yarns.	03	26		169.284	168.727	169.276	169.714	169.620
Spun cotton yarns.	03	2601		152.708	152.708	154.238	154.238	154.117
Spun cotton yarns.	03	260115	05/22	81.023	81.023	81.835	81.835	81.771
Spun synthetic yarns.	03	2603		160.728	160.728	160.728	160.728	160.728
Spun synthetic yarns.	03	260304	12/94	144.066	144.066	144.066	144.066	144.066
Textured and twisted yarns.	03	2604	12/88	175.112	174.345	174.327	175.262	175.182
Textured and twisted yarns.	03	260405	05/22	92.710	92.304	92.294	92.790	92.747
Other spun noncellulosic and natural fiber (excluding cotton and wool) yarns.	03	2607	06/08	137.797	135.914	135.914	135.914	135.795
Other spun noncellulosic and natural fiber (excluding cotton and wool) yarns.	03	260701	06/08	137.797	135.914	135.914	135.914	135.795
Greige fabrics.	03	3		170.827	169.580	169.594	169.961	169.225
Greige broadwoven fabrics.	03	37		175.269	175.212	175.329	175.896	175.673
Greige manmade, silk, and other natural fiber (exc cotton/wool) broadwoven fabrics.	03	3703		168.927	168.929	169.234	169.651	169.299
Greige manmade, silk, and other natural fiber (exc cotton/wool) broadwoven fabrics.	03	370304	12/94	148.438	148.439	148.707	149.073	148.764
Greige knit fabrics.	03	38		194.604	194.604	194.066	194.066	194.066
Weft (circular) knit fabrics, greige goods (excluding hosiery).	03	3803		173.252	173.252	173.252	173.252	173.252
Weft (circular) knit fabrics, greige goods (excluding hosiery).	03	380301		173.252	173.252	173.252	173.252	173.252
Warp knit fabrics, greige goods (excluding hosiery).	03	3804		224.317	224.317	223.218	223.218	223.218
Warp knit fabrics, greige goods (excluding hosiery).	03	380401		224.317	224.317	223.218	223.218	223.218
Tire cord and tire fabric.	03	39	06/84	146.515	141.500	141.500	141.500	139.046
Tire cord and tire fabrics.	03	3901	06/84	146.515	141.500	141.500	141.500	139.046
Tire cord and tire fabrics.	03	390101	06/84	146.515	141.500	141.500	141.500	139.046
Finished fabrics.	03	4		202.213	201.029	201.880	202.465	202.290
Finished broadwoven fabrics.	03	42		209.369	210.095	212.057	213.148	211.029
Finished cotton broadwoven fabrics.	03	4201		196.064	195.137	195.680	195.613	197.145
Finished cotton broadwoven fabrics.	03	420104	12/94	173.611	172.790	173.271	173.212	174.569
Finished manmade, silk, and other natural fiber (exc. cotton and wool) broadwoven fabrics.	03	4203		219.098	220.824	223.722	225.548	221.189
Finished manmade, silk, and other natural fiber (exc. cotton and wool) broadwoven fabrics.	03	420306	12/94	180.383	181.805	184.190	185.693	182.105
Finished manmade, silk, & natural fiber (exc cotton/wool) broadwoven, finished in weaving mills.	03	4203061	06/10	124.608	125.228	125.228	125.370	125.678

See footnotes at end of table.

Table 9. Producer price indexes for commodity and service groupings and individual items, not seasonally adjusted — Continued
 [May 2024, Index base 1982=100, unless otherwise indicated]

Title	Commodity code		Other index base	Unadjusted index ¹				
	Group code	Item code		Jan. 2024	Feb. 2024 ^P	Mar. 2024 ^P	Apr. 2024 ^P	May 2024 ^P
Finished manmade fiber, silk and other natural fiber broadwoven fabrics, finishing mill.....	03	4203062	06/10	165.140	166.742	170.300	172.423	166.815
Woven and braided narrow fabrics.....	03	44		268.838	269.012	268.012	269.516	269.516
Woven and braided narrow fabrics.....	03	4402	06/84	268.838	269.013	268.013	269.517	269.517
Woven narrow fabrics (12 inches or less in width).....	03	440204	12/89	229.381	229.556	228.435	229.942	229.942
Braided narrow fabrics (12 inches or less in width).....	03	440205	12/08	225.684	225.684	226.355	226.355	226.355
Nonwoven fabrics and felts.....	03	45		203.596	198.997	199.158	199.926	199.679
Nonwoven fabrics and felts.....	03	4503		203.596	198.997	199.158	199.926	199.679
Nonwoven fabrics.....	03	450321		202.700	197.801	197.965	198.782	198.514
Pressed, punched, or needled felts, excluding hats.....	03	450333	12/01	133.702	134.136	134.200	134.136	134.208
Coated fabrics, not rubberized.....	03	46	06/85	261.920	261.438	261.313	262.162	263.237
Coated fabrics, not rubberized.....	03	4601	06/85	261.920	261.438	261.313	262.162	263.237
Vinyl coated fabrics, including expanded vinyl coated.....	03	460102	06/85	247.487	246.815	246.862	246.745	246.652
Coated or laminated fabrics and coated yarns, incl. impregnated fabrics.....	03	460103	06/85	271.926	271.517	271.318	272.583	274.163
Screen printed textile materials, embroideries, and lace goods.....	03	47	06/85	223.105	223.145	224.845	225.122	225.433
Screen printed textile and apparel materials and embroideries.....	03	4701	06/85	223.403	223.444	225.153	225.431	225.743
Embroideries (excluding Schiffli machine products) and embroidery contractors.....	03	470103	12/11	133.985	134.111	134.538	134.399	134.580
Screen printing on garments, apparel accessories, and other fabric articles, excluding labels.....	03	470108	12/85	222.499	222.499	224.448	224.847	225.163
Knit fabrics, finished in knitting mills.....	03	48	12/03	172.683	172.910	173.124	172.871	172.871
Weft (circular) knit fabrics, knit and finished in the same establishment (excluding hosiery).....	03	4801	12/03	198.631	198.966	198.894	198.462	198.462
Weft (circular) knit fabrics, knit and finished in the same establishment (excluding hosiery).....	03	480101	12/03	198.631	198.966	198.894	198.462	198.462
Warp knit goods, knit and finished in the same establishment.....	03	4802	12/03	152.379	152.511	152.989	152.893	152.893
Warp knit goods, knit and finished in the same establishment.....	03	480201	12/03	152.379	152.511	152.989	152.893	152.893
Warp knit fabrics, knit and finished in same establishment.....	03	4802011	06/08	169.973	170.123	170.667	170.558	170.558
Apparel & other fabricated textile prods.....	03	8		181.112	181.322	181.737	182.102	182.671
Apparel.....	03	81		158.915	159.091	159.105	159.424	159.442
Miscellaneous apparel and accessories.....	03	8104	12/83	230.260	230.756	230.756	232.875	232.875
Men's and boys' fabric, straw, and felt hats, made from purchased materials.....	03	810414	12/09	180.640	180.640	180.640	189.853	189.853
Hat bodies and fabric caps, made from purchased materials.....	03	810416	12/09	196.521	196.521	196.521	196.521	196.521
Gloves and mittens, made from purchased materials.....	03	810424	12/11	149.509	149.509	149.509	149.509	149.509
Leather and sheep-lined apparel, made from purchased materials.....	03	810428	12/03	201.069	202.935	202.935	202.935	202.935
Apparel and accessories, n.e.c.....	03	810441	12/85	192.760	193.275	193.275	193.275	193.275
All other cut and sew apparel, made from purchased materials.....	03	81044118	12/22	105.079	105.477	105.477	105.477	105.477
Fabricated apparel accessories.....	03	8104412	06/09	147.765	147.765	147.765	147.765	147.765
All other apparel accessories, made from purchased materials.....	03	81044125	12/11	141.426	141.426	141.426	141.426	141.426
Women's, girls', and infants' cut and sew apparel.....	03	8106	12/03	108.601	108.601	108.621	108.653	108.694
Women's and girls' blouses and shirts, made from purchased fabrics.....	03	810603	12/22	98.666	98.668	98.668	98.668	98.668
Women's and girls' dresses, made from purchased fabrics.....	03	810611	12/03	103.578	103.578	103.578	103.628	103.628
Women's and girls' lingerie and nightwear, made from purchased fabrics.....	03	810647		161.591	161.591	161.591	161.591	161.591
Women's and girls' other outerwear, made from purchased fabrics.....	03	810661	12/22	100.811	100.811	100.873	100.873	101.116
Men's and boys' cut and sew apparel.....	03	8107	12/03	139.066	139.417	139.433	139.032	139.016
Men's and boys' pants, except work pants, made from purchased fabrics.....	03	810703	12/22	-	-	-	92.859	-
Men's and boys' work clothing, made from purchased fabrics.....	03	810713	12/22	102.508	102.701	102.701	101.213	99.559
Men's and boys' shirts, except work shirts, made from purchased fabrics.....	03	810723	12/22	102.200	102.373	102.373	102.373	102.373
Men's and boys' suits, coats, and overcoats, made from purchased fabrics.....	03	810735	12/13	125.429	125.767	125.767	125.767	126.783
Men's and boys' other outerwear, made from purchased fabrics.....	03	810744	12/22	100.495	101.182	101.223	101.329	101.349
Men's and boys' nightwear, robes, and underwear, made from purchased fabrics.....	03	810761	12/03	161.698	161.698	162.352	162.352	162.352
Apparel made in knitting mills.....	03	8108	12/03	124.472	124.472	124.472	124.472	124.472
Knit outerwear, underwear, and nightwear, made in knitting mills.....	03	810808	05/16	112.457	112.457	112.457	112.457	-
Hosiery and socks.....	03	810831	05/20	107.507	107.507	107.507	107.507	107.507
Textile house furnishings.....	03	82		182.172	183.904	183.571	183.959	185.051
Textile house furnishings.....	03	8203	06/83	196.222	198.087	197.729	198.146	199.323
Curtains and draperies, made from purchased materials.....	03	820304	12/05	152.045	153.618	153.618	153.618	156.875
Other textiles, including towels and bed textiles.....	03	820312	06/05	145.282	146.618	146.255	146.679	146.716
Fabricated textile products, made in weaving mills.....	03	8203121	06/11	100.180	106.899	104.089	107.364	107.655
Other household textile products.....	03	8203122	06/11	131.265	131.728	131.728	131.728	131.728
Bedspreads, made from purchased materials.....	03	82031221	12/11	139.542	139.542	139.542	139.542	139.542
Sheets and pillowcases, made from purchased materials.....	03	82031223	12/11	157.610	157.610	157.610	157.610	157.610

See footnotes at end of table.

Table 9. Producer price indexes for commodity and service groupings and individual items, not seasonally adjusted — Continued
 [May 2024, Index base 1982=100, unless otherwise indicated]

Title	Commodity code		Other index base	Unadjusted index ¹				
	Group code	Item code		Jan. 2024	Feb. 2024 ^P	Mar. 2024 ^P	Apr. 2024 ^P	May 2024 ^P
Other household furnishings, made from purchased materials.	03	82031226	12/11	126.165	126.690	126.690	126.690	126.690
Industrial and other fabricated products.	03	83		225.021	224.678	225.892	226.337	227.381
Industrial and other fabricated products.	03	8303		224.141	223.800	225.009	225.452	226.492
Rope, cordage, and twine.	03	830321	06/12	136.613	136.627	137.297	137.014	137.191
Duffie bags.	03	830333	06/10	—	158.895	158.895	158.895	159.024
All other textile bags.	03	830334	06/10	157.046	157.046	157.046	157.046	157.598
Canvas and related products.	03	830345	06/03	186.492	186.492	187.826	188.935	189.865
All other fabricated textile products, excluding trimming and findings.	03	830351	12/85	178.872	178.204	178.349	178.055	178.972
All other miscellaneous fabricated textile products.	03	8303516	09/18	129.927	129.170	129.275	129.063	129.727
Trimming and findings, excluding automobile and apparel.	03	830361	12/06	205.889	205.889	221.531	221.678	221.678
Miscellaneous textile products/services.	03	9	06/85	198.245	196.757	198.390	197.744	197.002
Miscellaneous textile products/services.	03	94	09/18	135.463	134.447	135.562	135.121	134.614
Miscellaneous textile products/services.	03	9401	09/18	135.463	134.447	135.562	135.121	134.614
Textile and fabric finishing, except broadwoven.	03	940103	12/01	158.373	154.529	152.382	149.675	148.398
Hides, skins, leather, and related products.	04	—		179.292	177.745	177.732	177.820	177.414
Hides and skins, incl. cattle.	04	1		105.699	97.241	96.501	95.554	94.119
Hides and skins, incl. cattle.	04	19	06/01	48.391	44.519	44.180	43.746	43.090
Hides, skins, and pelts, made in slaughtering plants.	04	1901	06/01	48.391	44.519	44.180	43.746	43.090
Hides, skins, and pelts, made in slaughtering plants.	04	190108	06/01	48.391	44.519	44.180	43.746	43.090
Leather.	04	2		202.757	203.038	204.059	203.646	203.547
Finished and unfinished leather.	04	27	12/97	111.152	111.306	111.865	111.639	111.585
Finished and unfinished leather.	04	2701	12/97	111.152	111.306	111.865	111.639	111.585
Finished and unfinished leather.	04	270102	12/03	92.719	92.848	93.315	93.126	93.081
Footwear.	04	3		251.767	253.359	253.394	255.424	255.498
Men's nonathletic footwear.	04	31		293.799	296.769	296.834	298.483	298.593
Men's footwear (size 6 and larger), excluding athletic.	04	3105	12/93	204.887	206.958	207.003	208.153	208.230
Men's footwear (size 6 and larger), excluding athletic.	04	310501	12/93	205.041	207.114	207.159	208.310	208.387
Women's nonathletic footwear.	04	32		194.898	194.898	194.898	199.017	199.068
Women's footwear (size 4 and larger), excluding athletic.	04	3205	12/93	152.377	152.377	152.377	155.597	155.637
Women's footwear (size 4 and larger), excluding athletic.	04	320501	12/93	152.293	152.293	152.293	155.512	155.552
Other footwear including slippers.	04	39	12/02	172.660	172.660	172.660	172.660	172.660
Other footwear, excluding rubber and plastic soled footwear.	04	3901	12/02	172.660	172.660	172.660	172.660	172.660
Other footwear, excluding rubber and plastic soled footwear.	04	390104	12/11	153.462	153.462	153.462	153.462	153.462
Other leather and related products.	04	4		223.776	225.428	225.449	225.449	225.449
Luggage and small leather goods.	04	41		204.460	207.227	207.262	207.262	207.262
Luggage and small leather goods.	04	4101		204.460	207.227	207.262	207.262	207.262
Luggage (including suitcases, travel bags, backpacks, and other types).	04	410112	12/84	163.425	167.601	167.601	167.601	167.601
Women's and children's handbags and purses.	04	410128	06/82	197.316	197.316	197.397	197.397	197.397
Personal leather goods (excluding women's handbags and purses).	04	410132	06/82	204.766	204.766	204.766	204.766	204.766
Leather and leather-like goods, n.e.c.	04	45	06/85	232.094	232.094	232.094	232.094	232.094
Leather and leather-like goods, n.e.c.	04	4501	06/85	232.094	232.094	232.094	232.094	232.094
All other leather goods.	04	450101	06/85	258.250	258.250	258.250	258.250	258.250
Boot and shoe cut stock and findings.	04	4501011	12/11	121.156	121.156	121.156	121.156	121.156
All other miscellaneous leather goods.	04	4501014	12/11	157.202	157.202	157.202	157.202	157.202
Leather belts, made from purchased materials.	04	450111	06/85	176.141	176.141	176.141	176.141	176.141
Fuels and related products and power.	05	—		220.831	230.832	230.074	235.808	224.115
Coal.	05	1		286.183	303.940	292.592	296.547	298.146
Coal.	05	13		286.183	303.940	292.592	296.547	298.146
Coal.	05	1301		286.183	303.940	292.592	296.547	298.146
Unprepared bituminous coal and lignite (utility sold).	05	130101		177.671	188.171	183.266	189.492	188.254
Unprepared bituminous coal and lignite from surface mine (utility sold).	05	1301011	06/08	138.091	144.164	136.814	144.786	141.251
Unprepared bituminous coal and lignite from underground mine (utility sold).	05	1301012	12/22	112.491	121.073	121.246	122.285	123.884
Prepared bituminous coal and lignite (utility sold).	05	130102	12/01	325.015	351.435	334.132	338.985	341.457
Prepared bituminous coal & lignite, from surface mine (utility sold).	05	1301021	06/08	166.768	172.236	164.287	165.578	165.162
Prepared bituminous coal & lignite, from underground mine (utility sold).	05	1301022	06/08	194.169	214.446	203.592	207.158	209.570
Coal exports.	05	130103	12/22	88.183	85.411	86.199	85.770	86.588
Coal non-utility sold (including anthracite).	05	130104	12/86	371.383	377.186	377.407	375.275	376.135
Gas fuels.	05	3		133.696	112.082	87.558	89.570	89.033
Natural gas.	05	31		106.702	80.898	51.406	50.741	51.607

See footnotes at end of table.

Table 9. Producer price indexes for commodity and service groupings and individual items, not seasonally adjusted — Continued
 [May 2024, Index base 1982=100, unless otherwise indicated]

Title	Commodity code		Other index base	Unadjusted index ¹				
	Group code	Item code		Jan. 2024	Feb. 2024 ^P	Mar. 2024 ^P	Apr. 2024 ^P	May 2024 ^P
Natural gas.....	05	3101		106.702	80.898	51.406	50.741	51.607
Natural gas.....	05	310105	06/96	135.235	102.530	65.153	64.310	65.407
Natural gas from the wellhead.....	05	3101051	06/09	74.149	55.878	36.094	36.216	36.762
Natural gas from processing facilities.....	05	3101052	06/09	83.480	65.532	37.772	33.400	34.441
Liquefied petroleum gas.....	05	32		157.135	156.667	156.756	165.739	161.339
Liquefied petroleum gas.....	05	3201		157.135	156.667	156.756	165.739	161.339
Isopentane and natural gasoline.....	05	320102	06/09	83.654	89.968	94.281	94.316	84.309
Propane.....	05	320104		159.717	174.690	151.138	155.248	128.697
Butane.....	05	320105		136.424	137.360	125.302	126.416	103.508
Plant condensate, ethane, gas mixtures, and other natural gas liquids...	05	320108	06/09	51.863	49.199	51.703	56.372	59.603
Electric power.....	05	4		266.373	268.116	268.377	266.740	265.540
Residential electric power.....	05	41	12/90	228.301	228.064	229.920	229.030	229.667
Residential electric power.....	05	4121	12/90	228.301	228.064	229.920	229.030	229.667
Residential electric power.....	05	412101	12/90	228.301	228.064	229.920	229.030	229.667
Residential electric power, New England.....	05	4121011	12/07	215.067	215.318	215.318	206.820	206.820
Residential electric power, Middle Atlantic.....	05	4121012	12/07	149.301	149.759	150.498	145.964	149.034
Residential electric power, East North Central.....	05	4121013	12/07	176.810	177.377	177.163	178.841	176.255
Residential electric power, West North Central.....	05	4121014	12/07	133.737	135.141	136.786	140.740	139.681
Residential electric power, South Atlantic.....	05	4121015	12/07	152.496	152.933	152.352	152.747	152.307
Residential electric power, East South Central.....	05	4121016	12/07	158.463	156.012	161.580	156.256	154.031
Residential electric power, West South Central.....	05	4121017	12/07	138.045	135.876	138.406	139.015	140.776
Residential electric power, Mountain.....	05	4121018	12/07	132.147	132.147	135.818	135.269	141.229
Residential electric power, Pacific.....	05	4121019	12/07	238.731	238.717	240.985	242.092	242.092
Commercial electric power.....	05	42		248.485	249.878	250.320	248.556	247.061
Commercial electric power.....	05	4221	12/90	217.491	218.711	219.098	217.554	216.246
Commercial electric power.....	05	422101	12/90	217.491	218.711	219.098	217.554	216.246
Commercial electric power, New England.....	05	4221011	12/07	187.635	187.741	187.741	183.522	183.522
Commercial electric power, Middle Atlantic.....	05	4221012	12/07	130.572	133.340	129.832	122.276	123.393
Commercial electric power, East North Central.....	05	4221013	12/07	159.861	161.313	160.667	161.664	158.937
Commercial electric power, West North Central.....	05	4221014	12/07	133.949	136.879	137.312	142.777	140.802
Commercial electric power, South Atlantic.....	05	4221015	12/07	128.482	128.416	128.729	128.682	127.543
Commercial electric power, East South Central.....	05	4221016	12/07	146.257	146.030	149.340	147.193	140.912
Commercial electric power, West South Central.....	05	4221017	12/07	126.044	126.810	129.269	129.593	127.004
Commercial electric power, Mountain.....	05	4221018	12/07	142.926	142.926	145.493	143.934	149.073
Commercial electric power, Pacific.....	05	4221019	12/07	218.033	218.002	218.856	219.382	219.382
Industrial electric power.....	05	43		297.248	305.982	299.915	296.832	290.582
Industrial electric power.....	05	4321	12/90	249.941	257.286	252.184	249.591	244.336
Industrial electric power.....	05	432101	12/90	249.941	257.286	252.184	249.591	244.336
Industrial electric power, New England.....	05	4321011	12/07	186.303	195.488	178.749	151.548	146.523
Industrial electric power, Middle Atlantic.....	05	4321012	12/07	148.014	152.234	149.359	145.553	144.349
Industrial electric power, East North Central.....	05	4321013	12/07	245.514	256.149	253.568	260.805	248.694
Industrial electric power, West North Central.....	05	4321014	12/07	143.947	143.461	142.985	149.083	144.972
Industrial electric power, South Atlantic.....	05	4321015	12/07	123.626	123.872	124.752	125.101	126.628
Industrial electric power, East South Central.....	05	4321016	12/07	137.333	139.055	139.475	140.237	134.019
Industrial electric power, West South Central.....	05	4321017	12/07	118.412	116.074	118.867	117.291	113.740
Industrial electric power, Mountain.....	05	4321018	12/07	155.673	190.777	153.866	130.910	131.603
Industrial electric power, Pacific.....	05	4321019	12/07	203.114	202.866	204.593	205.115	205.115
Transportation electric power.....	05	46	12/10	127.922	127.835	129.157	129.946	126.628
Transportation electric power.....	05	4621	12/10	127.922	127.835	129.157	129.946	126.628
Transportation electric power.....	05	462111	12/10	127.922	127.835	129.157	129.946	126.628
Utility natural gas.....	05	5	12/90	275.465	276.239	266.316	256.551	252.891
Residential natural gas.....	05	51	12/90	280.425	281.028	274.650	267.948	263.934
Residential natural gas.....	05	5121	12/90	280.425	281.028	274.650	267.948	263.934
Residential natural gas.....	05	512101	12/90	280.425	281.028	274.650	267.948	263.934
Residential natural gas, New England.....	05	5121011	06/12	178.376	178.466	178.704	177.281	143.822
Residential natural gas, Middle Atlantic.....	05	5121012	06/12	154.480	154.058	153.780	152.835	152.749
Residential natural gas, East North Central.....	05	5121013	06/12	137.469	137.161	132.613	131.248	130.140
Residential natural gas, West North Central.....	05	5121014	06/12	138.445	141.584	134.203	132.552	134.290
Residential natural gas, South Atlantic.....	05	5121015	06/12	134.804	134.160	132.740	129.142	130.490
Residential natural gas, East South Central.....	05	5121016	06/12	106.225	106.910	104.222	97.365	98.131
Residential natural gas, West South Central.....	05	5121017	06/12	210.007	209.160	199.090	191.868	183.907
Residential natural gas, Mountain.....	05	5121018	06/12	198.234	198.142	196.895	188.361	189.165
Residential natural gas, Pacific.....	05	5121019	06/12	173.911	176.551	168.979	159.131	158.543
Commercial natural gas.....	05	52	12/90	272.316	273.237	263.760	249.079	241.632
Commercial natural gas.....	05	5221	12/90	272.316	273.237	263.760	249.079	241.632
Commercial natural gas.....	05	522101	12/90	272.316	273.237	263.760	249.079	241.632

See footnotes at end of table.

Table 9. Producer price indexes for commodity and service groupings and individual items, not seasonally adjusted — Continued
 [May 2024, Index base 1982=100, unless otherwise indicated]

Title	Commodity code		Other index base	Unadjusted index ¹				
	Group code	Item code		Jan. 2024	Feb. 2024 ^P	Mar. 2024 ^P	Apr. 2024 ^P	May 2024 ^P
Commercial natural gas, New England.....	05	5221011	06/12	181.890	182.197	182.492	181.223	135.727
Commercial natural gas, Middle Atlantic.....	05	5221012	06/12	136.985	135.347	134.156	132.410	131.534
Commercial natural gas, East North Central.....	05	5221013	06/12	138.765	140.806	135.680	130.939	129.079
Commercial natural gas, West North Central.....	05	5221014	06/12	148.186	152.623	138.002	132.062	134.146
Commercial natural gas, South Atlantic.....	05	5221015	06/12	114.772	115.618	115.677	112.199	113.280
Commercial natural gas, East South Central.....	05	5221016	06/12	113.056	111.279	105.460	99.343	105.007
Commercial natural gas, West South Central.....	05	5221017	06/12	213.034	216.238	206.154	196.390	188.190
Commercial natural gas, Mountain.....	05	5221018	06/12	216.942	211.557	210.230	196.609	196.155
Commercial natural gas, Pacific.....	05	5221019	06/12	204.030	206.039	187.660	149.653	147.413
Industrial natural gas.....	05	53	12/90	218.988	220.042	209.976	196.843	189.462
Industrial natural gas.....	05	5321	12/90	218.988	220.042	209.976	196.843	189.462
Industrial natural gas.....	05	532101	12/90	218.988	220.042	209.976	196.843	189.462
Industrial natural gas, New England.....	05	5321011	09/16	185.861	186.396	186.903	185.144	139.116
Industrial natural gas, Middle Atlantic.....	05	5321012	09/16	138.027	137.935	135.808	134.955	134.658
Industrial natural gas, East North Central.....	05	5321013	06/12	128.096	130.667	124.632	112.882	112.267
Industrial natural gas, West North Central.....	05	5321014	06/12	177.609	175.118	167.596	162.989	164.412
Industrial natural gas, South Atlantic.....	05	5321015	09/16	148.779	149.237	143.876	139.609	138.185
Industrial natural gas, East South Central.....	05	5321016	09/16	110.894	109.447	107.306	101.350	100.089
Industrial natural gas, West South Central.....	05	5321017	09/16	160.975	161.985	148.759	136.780	123.399
Industrial natural gas, Mountain.....	05	5321018	09/16	179.605	184.474	177.767	176.710	176.710
Industrial natural gas, Pacific.....	05	5321019	09/16	151.164	151.328	148.385	135.829	135.292
Natural gas to electric power.....	05	54	12/90	238.152	238.899	226.457	217.152	216.409
Natural gas to electric power.....	05	5421	12/90	238.152	238.899	226.457	217.152	216.409
Natural gas to electric power.....	05	542101	12/90	238.152	238.899	226.457	217.152	216.409
Crude petroleum (domestic production).....	05	6		201.535	212.353	215.952	235.129	214.721
Crude petroleum (domestic production).....	05	61		201.535	212.353	215.952	235.129	214.721
Crude petroleum (domestic production).....	05	6101		201.535	212.353	215.952	235.129	214.721
Crude petroleum (domestic production).....	05	610102	06/84	219.500	231.282	235.202	256.088	233.861
Petroleum products, refined.....	05	7		256.244	286.979	293.910	305.291	278.413
Gasoline.....	05	71		215.204	240.706	257.311	273.767	262.122
Unleaded premium gasoline.....	05	7103		244.446	269.500	284.413	304.127	290.161
Unleaded premium gasoline.....	05	710304	06/02	276.937	305.322	322.217	344.552	328.728
Unleaded regular gasoline.....	05	7104		208.036	233.966	251.005	266.432	255.525
Unleaded regular gasoline.....	05	710404	06/02	249.982	281.139	301.614	320.151	307.045
Unleaded mid-premium gasoline.....	05	7105	12/87	378.396	434.392	459.292	492.514	456.449
Unleaded mid-premium gasoline.....	05	710504	06/02	258.772	297.066	314.094	336.814	312.150
Kerosene and jet fuels.....	05	72		267.303	294.632	279.009	279.744	263.958
Kerosene.....	05	7202		253.385	295.775	283.069	281.516	263.347
Kerosene.....	05	720201		253.396	295.789	283.081	281.529	263.359
Jet fuel.....	05	7203		268.963	295.393	279.536	280.422	264.745
Jet fuel.....	05	720301		271.031	297.665	281.686	282.578	266.781
Light fuel oils.....	05	73		309.382	360.993	360.815	371.197	298.233
Home heating oil and distillates.....	05	7302		249.348	269.063	259.065	260.579	236.892
Home heating oil and distillates.....	05	730201		249.348	269.063	259.065	260.579	236.892
No. 2 diesel fuel.....	05	7303		327.029	383.570	384.276	395.872	315.559
No. 2 diesel fuel.....	05	730302	06/85	409.359	480.135	481.018	495.534	395.002
Residual fuels (heavy fuel oils, incl. #5, #6, & other residual fuels).....	05	74		197.780	201.277	202.273	204.441	217.740
Residual fuels (heavy fuel oils, incl. #5, #6, & other residual fuels).....	05	7407	06/85	290.541	295.678	297.141	300.327	319.862
Residual fuels (heavy fuel oils, incl. #5, #6, & other residual fuels).....	05	740703	06/02	256.783	261.323	262.616	265.431	282.697
Finished lubricants.....	05	76		614.473	613.523	608.079	607.780	607.821
Lubricating grease.....	05	7603		518.287	518.287	518.287	518.292	518.292
Lubricating grease not from petroleum refineries.....	05	760303	06/85	501.454	501.454	501.454	501.459	501.459
Lubricating and similar oils.....	05	7604	06/85	571.176	570.076	563.774	563.427	563.474
Lubricating and similar oils not from petroleum refineries.....	05	760401	06/85	553.078	552.014	545.911	545.575	545.620
Lubricating oil base stocks.....	05	78	06/09	168.618	167.975	160.134	148.014	154.380
Lubricating oil base stocks.....	05	7801	06/09	168.618	167.975	160.134	148.014	154.380
Lubricating oil base stocks.....	05	780121	06/09	168.618	167.975	160.134	148.014	154.380
Asphalt and other petroleum and coal products, n.e.c.....	05	8	12/84	334.323	321.520	291.251	320.926	328.343
Asphalt and other petroleum and coal products, n.e.c.....	05	81	12/84	334.323	321.520	291.251	320.926	328.343
Asphalt.....	05	8102	06/85	241.620	225.248	249.603	261.642	274.276
Asphalt.....	05	810212	06/85	241.620	225.248	249.603	261.642	274.276
Other petroleum and coal products, including coke oven products, n.e.c.....	05	8103	12/84	740.936	718.509	612.800	686.426	696.787
Other petroleum and coal products, including coke oven products, n.e.c.....	05	810319	12/84	740.936	718.509	612.800	686.426	696.787

See footnotes at end of table.

Table 9. Producer price indexes for commodity and service groupings and individual items, not seasonally adjusted — Continued
 [May 2024, Index base 1982=100, unless otherwise indicated]

Title	Commodity code		Other index base	Unadjusted index ¹				
	Group code	Item code		Jan. 2024	Feb. 2024 ^P	Mar. 2024 ^P	Apr. 2024 ^P	May 2024 ^P
Other petroleum and coal products, made in coke oven establishments.....	05	8103191	06/09	181.077	179.547	178.784	177.441	179.090
Chemicals and allied products.....	06	—		341.754	344.046	345.004	347.517	346.463
Industrial chemicals.....	06	1		290.946	296.072	297.808	303.457	301.239
Basic inorganic chemicals.....	06	13		347.613	344.071	344.833	344.585	349.965
Inorganic chemicals, other than alkalis and chlorine.....	06	1302		338.018	334.436	335.932	337.335	342.717
Aluminum compounds.....	06	130209	06/95	141.861	138.433	138.195	137.926	137.926
Inorganic acids, inc. hydrochloric, sulfuric acid, and other.....	06	13020T	12/08	117.498	106.732	108.618	110.357	106.221
Sulfuric acid.....	06	13020T1	06/87	194.818	173.244	172.022	177.338	162.499
Lime.....	06	130213		447.846	462.724	467.820	468.567	468.907
Potassium and sodium compounds, excluding bleaches, alkalis, and alum.....	06	130217	06/01	436.606	428.975	436.178	441.459	440.926
Rock salt.....	06	130271	12/84	429.609	429.609	—	—	—
Other inorganic chemicals, nec.....	06	130283	12/06	173.607	172.771	173.010	172.865	178.506
All other inorganic chemicals.....	06	1302833	12/08	123.719	122.962	123.178	123.496	128.602
Alkalies and chlorine, including natural sodium carbonate and sulfate.....	06	1303		413.180	409.483	407.586	401.188	407.025
Chlorine, sodium hydroxide, and other alkalis.....	06	130302	06/05	204.640	206.437	205.518	201.251	204.180
Sodium hydroxide (caustic soda).....	06	1303024	12/07	136.708	139.209	138.605	138.405	141.254
Other alkalis.....	06	1303028	12/11	149.371	148.746	148.062	141.002	141.812
Basic organic chemicals.....	06	14		282.761	289.578	291.514	298.333	294.653
Primary basic organic chemicals.....	06	1401		239.239	252.462	266.790	274.231	267.013
Aromatics.....	06	140197	06/01	238.795	254.502	271.812	277.113	273.218
Liquid refinery gases.....	06	140198	06/01	215.762	227.145	239.417	246.984	239.218
Cyclic intermediate chemicals and dyes.....	06	1402		274.072	275.233	271.335	265.992	265.622
Cyclic intermediate chemicals.....	06	140281	06/01	258.541	260.119	254.911	249.014	248.928
Synthetic organic dyes.....	06	140282	06/01	120.860	119.669	123.348	124.013	122.924
Other basic organics.....	06	1403		275.418	278.109	273.028	279.535	278.110
Ethanol (ethyl alcohol).....	06	140341		208.269	209.251	192.412	218.882	230.905
Other basic organics, n.e.c.....	06	140399	06/87	292.632	295.885	295.339	294.207	287.803
Fatty acids.....	06	1403991	12/07	173.331	167.599	160.700	155.392	147.130
Bulk pesticides and other bulk synthetic organic agricultural chemicals, excluding preparation.....	06	1403992	12/07	282.148	280.539	280.498	278.953	278.953
Industrial organic flavor oil mixtures and blends.....	06	1403993	12/08	339.440	335.639	335.325	335.325	335.325
Natural organic chemicals.....	06	1403995	12/08	136.003	135.959	133.201	134.292	134.292
Synthetic organic chemicals for use as flavor and perfume materials.....	06	1403997	12/07	184.395	184.299	197.805	197.805	—
Synthetic organic rubber-processing chemicals.....	06	1403998	12/07	140.653	143.912	144.297	142.860	—
Synthetic organic plasticizers.....	06	1403999	12/07	142.268	149.197	145.623	151.747	158.756
Other synthetic organic chemicals.....	06	140399A	12/07	104.777	107.474	106.500	105.621	102.638
Miscellaneous end use chemicals and chemical products, excluding urea.....	06	140399B	12/07	226.793	229.670	228.789	228.935	226.075
Miscellaneous cyclic and acyclic chemicals and chemical products, excluding fatty acid esters.....	06	140399C	12/07	126.900	128.626	131.341	130.903	124.676
Paints and allied products.....	06	2		400.630	400.296	400.238	399.494	397.300
Prepared paint.....	06	21		418.510	417.796	417.526	416.551	417.051
Architectural coatings.....	06	2101		509.609	509.653	509.637	509.637	509.637
Architectural coatings.....	06	210104	12/03	279.568	279.592	279.583	279.583	279.583
Exterior architectural coatings.....	06	2101041	12/12	187.056	187.102	187.085	187.085	187.085
Interior architectural coatings.....	06	2101042	12/12	152.876	152.876	152.876	152.876	152.876
OEM finishes excluding marine coatings.....	06	2102	06/83	258.845	258.066	258.767	257.682	258.916
OEM finishes excluding marine coatings.....	06	210201	06/83	258.845	258.066	258.767	257.682	258.916
Transportation finishes, except powdered and high-solids coatings.....	06	2102011	12/12	118.322	116.579	117.518	119.409	119.453
All other product finishes for original equipment manufacturers (OEM), excluding marine coating.....	06	2102012	12/12	143.980	143.997	144.186	142.809	143.664
Special purpose coatings, incl. marine, industrial & construction coatings.....	06	2103	06/83	530.466	527.785	524.927	521.472	521.929
Special purpose coatings, incl. marine, industrial & construction coatings.....	06	210301	06/83	530.466	527.785	524.927	521.472	521.929
Paint materials.....	06	22		335.942	336.896	337.487	337.765	325.373
Paint colors.....	06	2202		274.344	275.240	275.797	276.058	264.408
All other inorganic pigments, including TiO ₂ , chrome colors, and other white opaque pigments.....	06	22020N	09/21	121.170	121.448	121.322	121.455	115.527
Synthetic organic pigments, lakes, and toners.....	06	220298	06/87	188.316	190.139	194.319	194.319	194.319
Allied and miscellaneous paint products.....	06	23	06/83	414.717	414.229	414.329	412.594	415.711
Allied and miscellaneous paint products.....	06	2301	06/83	414.717	414.229	414.329	412.594	415.711
Allied and miscellaneous paint products.....	06	230104	12/03	234.769	234.493	234.549	233.567	235.332
Drugs and pharmaceuticals.....	06	3		673.001	675.038	675.545	676.150	675.511
Medicinal and botanical chemicals, drugs, and other products.....	06	31		187.404	194.679	194.870	195.248	195.325

See footnotes at end of table.

Table 9. Producer price indexes for commodity and service groupings and individual items, not seasonally adjusted — Continued
 [May 2024, Index base 1982=100, unless otherwise indicated]

Title	Commodity code		Other index base	Unadjusted index ¹				
	Group code	Item code		Jan. 2024	Feb. 2024 ^P	Mar. 2024 ^P	Apr. 2024 ^P	May 2024 ^P
Medicinal and botanical chemicals, drugs, and other products.	06	3102	06/82	187.459	194.736	194.928	195.305	195.383
Synthetic organic medicinal chemicals, medicinal & botanical drugs, & other products.	06	310203	06/82	187.459	194.736	194.928	195.305	195.383
Veterinary pharmaceutical preparations.	06	34		216.394	216.394	216.394	—	—
Pharmaceuticals for veterinary use.	06	3403	12/87	214.977	214.977	214.977	—	—
Pharmaceuticals for veterinary use.	06	340303	06/01	163.959	163.959	163.959	—	—
Biological products, including diagnostics.	06	37		330.197	330.031	330.623	331.731	330.637
Biological products, excluding diagnostic, for veterinary, industrial, and all other misc. uses.	06	3717	12/04	178.079	176.752	177.644	178.876	176.788
Biological products, excluding diagnostic, for veterinary, industrial, and all other misc. uses.	06	371705	12/22	118.058	117.179	117.770	118.587	117.203
Diagnostics.	06	3718	06/09	144.402	144.797	145.066	144.951	144.645
In-vitro diagnostic substances.	06	371801		229.607	227.332	227.277	227.463	227.324
Biological products, excluding diagnostic, for human use.	06	3719	06/09	155.940	155.940	155.940	156.809	156.809
Biological products, excluding diagnostic, for human use.	06	371904	12/22	102.382	102.382	102.382	102.952	102.952
Pharmaceutical preparations.	06	38	06/01	292.915	293.527	293.628	293.589	293.551
Pharmaceuticals affecting neoplasms, the endocrine system, & metabolic diseases.	06	3801	06/01	315.902	315.902	315.903	315.903	315.904
Cancer therapy products.	06	380102	12/09	120.174	120.174	120.174	120.174	120.174
Insulin/antidiabetes products.	06	380103	12/09	288.538	288.538	288.552	288.552	288.570
Other neoplasms, endocrine system, and metabolic diseases.	06	380104	12/09	179.160	179.160	179.160	179.160	179.160
Hormones and oral contraceptives.	06	380105	12/09	227.071	227.071	227.071	227.071	227.071
Pharmaceuticals acting on the central nervous system and the sense organs.	06	3802	06/01	353.678	355.884	355.884	355.884	355.884
Analgesics.	06	380202	12/09	290.017	294.439	294.439	294.439	294.439
Analgesics, over-the-counter.	06	380202OC	06/81	277.623	277.623	277.623	277.623	277.623
Analgesics, prescription.	06	380202RX	06/81	2,489.804	2,531.530	2,531.530	2,531.530	2,531.530
Psychotherapeutics.	06	380203	12/09	203.404	205.454	205.454	205.454	205.454
Antidepressants.	06	3802031	12/09	203.832	205.912	205.912	205.912	205.912
Other psychotherapeutics, including tranquilizers.	06	3802032	12/09	210.555	212.486	212.486	212.486	212.486
Anticonvulsants.	06	380204	12/09	222.446	231.051	231.051	231.051	231.051
Other central nervous system and sense organs.	06	380205	12/09	216.340	216.351	216.351	216.351	216.351
Pharmaceuticals acting on the cardiovascular system.	06	3803	06/01	449.921	449.921	449.921	450.315	450.315
Other cardiovascular preparations.	06	380305	12/09	331.806	331.806	331.806	331.806	331.806
Pharmaceuticals acting on the respiratory system.	06	3804	06/01	227.018	227.019	227.009	227.297	227.297
Antihistamines and bronchodilators, including antiasthmatics.	06	380402	12/07	169.885	169.885	169.885	169.885	169.885
Other respiratory preparations.	06	380403	12/07	181.755	181.756	181.735	182.341	182.341
Other respiratory preparations, over-the-counter.	06	380403OC	12/07	124.640	124.640	124.614	125.379	125.379
Other respiratory preparations, prescription.	06	380403RX	12/07	—	—	—	184.478	184.478
Pharmaceuticals acting on the digestive or the genito-urinary systems.	06	3805	06/01	186.618	186.697	186.697	185.070	184.018
Other digestive or genito-urinary preparations.	06	380503	12/09	134.635	134.699	134.699	132.527	132.527
Other digestive or genito-urinary preparations, prescription.	06	380503RX	06/01	198.790	198.912	198.912	194.793	194.793
Pharmaceuticals acting on the skin.	06	3806	06/01	190.970	190.387	190.577	189.519	189.519
Other pharmaceutical preparations acting on the skin.	06	380603	12/09	126.403	125.950	125.950	125.950	125.950
Anti-acne preparations.	06	380606	12/09	112.890	112.890	112.890	112.890	112.890
Vitamin, nutrient, and hematonic preparations.	06	3807	06/01	154.100	154.100	154.473	154.627	154.625
Multivitamins.	06	380702	12/09	127.087	127.087	127.087	127.087	127.087
Other vitamins and nutrients.	06	380703	12/09	139.657	139.657	140.148	140.363	140.946
Pharmaceuticals affecting parasitic and infective diseases.	06	3808	06/01	280.365	281.030	281.030	281.030	281.030
Broad and medium spectrum antibiotics.	06	380802	12/09	171.403	171.403	171.403	171.403	171.403
Systemic antivirals.	06	380803	12/09	202.588	202.588	202.588	202.588	202.588
Other parasitic and infective diseases.	06	380804	12/09	216.176	217.261	217.261	217.261	217.261
Fats and oils, inedible.	06	4		362.562	344.394	342.043	340.681	335.632
Fats and oils, inedible.	06	41		362.562	344.394	342.043	340.681	335.632
Fats and oils, inedible.	06	4101		362.562	344.394	342.043	340.681	335.632
Soybean oil, processed for inedible purposes.	06	410131	06/95	225.394	214.038	213.108	211.923	208.022
Crude soybean oil, degummed, made from soybeans crushed in the same establishment.	06	4101311	12/07	146.759	143.839	143.550	143.666	143.304
Soybean oil, all other types.	06	4101312	12/07	129.405	118.632	117.798	116.274	111.966
Lard, inedible tallow, and grease, except wool grease.	06	410132	06/02	413.618	393.569	385.102	387.229	389.753
Agricultural chemicals and chemical products.	06	5		284.918	283.115	287.094	287.763	285.435
Mixed fertilizers.	06	51		261.593	262.616	264.170	266.686	269.905
Mixed fertilizers.	06	5105	06/86	276.029	277.109	278.749	281.404	284.800
Mixed fertilizers.	06	510501	06/86	276.029	277.109	278.749	281.404	284.800
Mixed fertilizers, made in plants which manufacture fertilizer materials.	06	5105011	12/09	270.744	270.235	270.235	271.967	279.986
Mixed fertilizers, dry, mixing only.	06	5105012	12/09	131.972	132.443	133.121	135.003	135.088
Mixed fertilizers, liquid, mixing only.	06	5105013	12/09	115.310	118.444	122.155	121.745	123.049

See footnotes at end of table.

Table 9. Producer price indexes for commodity and service groupings and individual items, not seasonally adjusted — Continued
 [May 2024, Index base 1982=100, unless otherwise indicated]

Title	Commodity code		Other index base	Unadjusted index ¹				
	Group code	Item code		Jan. 2024	Feb. 2024 ^P	Mar. 2024 ^P	Apr. 2024 ^P	May 2024 ^P
Fertilizer materials.....	06	52		313.687	308.614	317.829	317.892	309.602
Nitrogenates.....	06	5201		349.298	328.021	340.726	344.408	343.260
Fertilizer materials of organic origin.....	06	520137	12/93	236.026	235.872	235.513	235.513	233.576
Synthetic ammonia, nitric acid, ammonium compounds, and urea.....	06	52013A	12/14	109.887	102.536	106.946	108.219	107.912
Phosphates.....	06	5202		297.517	305.502	312.242	309.343	294.861
Phosphoric acid, 52-54 percent APA, superphosphates and other phosphate fertilizer materials.....	06	52026A	12/14	128.803	132.260	135.178	133.923	127.653
Other agricultural chemicals.....	06	53		217.981	217.915	218.037	218.292	218.783
Other agricultural chemicals.....	06	5301		217.981	217.915	218.037	218.292	218.783
Lawn and garden pesticides and chemicals.....	06	530107	06/03	193.175	193.175	193.175	193.175	193.175
Household and institutional pesticides and chemicals.....	06	530108	06/03	183.984	183.978	183.984	183.984	187.007
Agricultural and commercial pesticides and chemicals.....	06	530109	06/03	143.253	143.204	143.293	143.479	143.682
Plastic resins and materials.....	06	6		262.312	268.351	267.402	270.721	272.657
Thermoplastic resins and plastics materials.....	06	62		264.566	271.059	270.824	272.864	275.759
Thermoplastic resins and plastics materials.....	06	6212	12/03	183.846	188.358	188.195	189.612	191.624
Thermoplastic resins and plastics materials.....	06	621201	12/03	183.846	188.358	188.195	189.612	191.624
Thermosetting resins and plastics materials.....	06	63		264.715	267.980	261.933	274.492	269.807
Thermosetting resins and plastics materials.....	06	6306	12/98	188.639	190.966	186.657	195.607	192.268
Thermosetting resins and plastics materials.....	06	630601	12/98	188.639	190.966	186.657	195.607	192.268
Other chemicals and allied products.....	06	7		257.919	257.184	258.195	258.413	257.656
Soaps and detergents.....	06	71		238.969	240.000	240.197	240.668	240.848
Soaps and other detergents.....	06	7104	06/83	229.519	230.509	230.698	231.151	231.323
Soaps and detergents, commercial, industrial, and institutional.....	06	710401	06/83	333.267	334.422	335.144	337.750	337.750
Commercial, industrial, and institutional hard surface cleaners.....	06	71040101	12/11	120.201	120.578	120.578	124.577	124.577
Commercial, industrial, and institutional laundry detergents.....	06	71040102	12/11	140.425	140.437	145.911	146.548	146.548
Commercial, industrial, and institutional dishwashing detergents.....	06	71040103	12/11	183.013	183.016	183.016	183.016	183.016
Commercial, industrial, and institutional metal cleaners.....	06	71040104	12/11	146.754	146.942	152.338	152.338	152.338
Dairy, farm, and food plant cleaners, sanitizers, etc.....	06	71040106	12/11	136.474	140.055	140.055	140.055	140.055
Commercial, industrial, and institutional soaps, excluding specialty cleaners.....	06	71040107	12/11	144.601	144.601	144.601	145.146	145.146
Household detergents.....	06	710402		187.906	187.906	187.948	187.485	187.779
Household alkaline detergents and cleaners.....	06	7104021	05/18	141.492	141.492	141.638	140.012	140.012
Household dry and liquid laundry detergents.....	06	7104022	05/18	116.658	116.658	116.658	116.658	116.891
Soaps, excluding specialty cleaners, household.....	06	710403	06/83	224.310	228.059	228.059	228.723	228.723
Polish and other sanitation goods.....	06	72	06/83	232.319	233.285	233.454	233.744	233.744
Polish and other sanitation goods.....	06	7201	06/83	232.319	233.285	233.454	233.744	233.744
Polishing preparations and related products.....	06	720103	06/83	296.737	296.737	296.504	296.504	296.504
Specialty cleaning and sanitation products.....	06	720105	05/17	121.871	122.769	122.947	123.217	123.217
Disinfectants, nonagricultural, industrial and institutional.....	06	7201051	05/17	158.025	158.025	158.025	158.571	158.571
Air and room fresheners.....	06	7201053	12/11	127.139	127.139	127.139	127.249	127.249
Laundry fabric softeners and rinses, liquid and dry.....	06	7201058	05/17	113.658	113.658	113.627	113.627	113.627
Other specialty cleaning and sanitation products.....	06	7201059	12/11	122.015	124.353	124.823	125.048	125.048
Cosmetics and other toilet preparations.....	06	75		190.157	191.321	191.419	191.473	191.667
Shaving preparations.....	06	7502		190.214	190.214	190.244	190.244	190.244
Shaving preparations.....	06	750206	06/99	168.299	168.299	168.326	168.326	168.326
Perfumes, toilet waters, and colognes.....	06	7503		193.786	195.970	195.970	195.970	198.645
Perfumes, toilet waters, and colognes.....	06	750306	06/99	120.866	122.228	122.228	122.228	123.897
Hair preparations (including shampoos).....	06	7504		215.788	217.215	218.073	218.219	218.212
Hair preparations (including shampoos).....	06	750407	06/99	159.720	160.776	161.412	161.519	161.514
Hair preparations incl professional, consumer, and cream/gel shampoos.....	06	75040701	12/11	141.804	141.804	141.804	141.926	141.926
Hair tonics and hair dressings incl professional and consumer use.....	06	75040702	12/11	115.068	118.574	120.683	120.683	120.666
Toothpastes, denture cleaners, and mouthwashes.....	06	7505		174.433	174.420	174.465	174.465	174.465
Denture cleaners, mouthwashes, gargles, and rinses.....	06	750504	12/11	138.590	138.590	138.644	138.644	-
Creams, lotions, and oils, excluding shaving, hair, and deodorant.....	06	7514	06/99	134.219	134.479	134.479	134.479	134.479
Creams, lotions, and oils, excluding shaving, hair, and deodorant.....	06	751401	06/99	134.219	134.479	134.479	134.479	134.479
Other cosmetics and toilet preparations.....	06	7515	06/99	126.146	127.357	127.357	127.418	127.421
Other cosmetics and toilet preparations.....	06	751501	06/99	126.146	127.357	127.357	127.418	127.421
Misc. chemical prod. and preparations.....	06	79		320.977	317.563	319.825	320.069	317.979
Explosives and blasting accessories.....	06	7902		291.077	295.297	296.044	296.500	295.827
Explosives and blasting accessories.....	06	790234	12/03	178.917	181.511	181.970	182.250	181.837
Industrial gases.....	06	7903		371.743	354.102	365.756	371.513	354.675
Carbon dioxide.....	06	790302		542.127	556.308	553.565	553.821	558.889
Nitrogen.....	06	790303		232.689	217.779	232.196	238.799	237.295
Oxygen.....	06	790304		598.373	587.994	606.946	601.829	601.769
Argon and hydrogen.....	06	790309	06/09	95.424	97.795	96.643	93.695	93.312
Other industrial gases (including fluorocarbon and acetylene).....	06	790312	06/09	293.767	270.523	281.251	290.535	264.477

See footnotes at end of table.

Table 9. Producer price indexes for commodity and service groupings and individual items, not seasonally adjusted — Continued
 [May 2024, Index base 1982=100, unless otherwise indicated]

Title	Commodity code		Other index base	Unadjusted index ¹				
	Group code	Item code		Jan. 2024	Feb. 2024 ^P	Mar. 2024 ^P	Apr. 2024 ^P	May 2024 ^P
Adhesives and sealants.....	06	7904	12/83	359.543	357.881	360.143	360.317	360.254
Synthetic resin and rubber adhesives.....	06	790402	12/83	361.701	358.964	361.812	362.099	361.996
Epoxy adhesives.....	06	7904021	12/11	160.631	160.631	161.218	161.218	160.472
Other synthetic resin and rubber adhesives.....	06	7904026	12/11	133.929	133.629	135.540	135.573	135.587
Structural sealants (load bearing).....	06	790407	12/11	117.343	117.343	118.322	118.322	118.322
Nonstructural caulking compounds and sealants.....	06	79040A	12/11	179.904	179.904	180.718	180.718	180.718
Surface active agents.....	06	7905	12/83	349.326	349.326	349.326	349.326	349.326
Surfactants (bulk surface active agents).....	06	790502	12/83	389.718	389.718	389.718	389.718	389.718
Gum and wood chemicals, including wood distillation products.....	06	7906	06/84	526.123	541.017	536.492	537.144	537.032
Gum and wood chemicals, including wood distillation products.....	06	790607	12/03	343.495	353.219	350.265	350.690	350.617
Other miscellaneous chemical products.....	06	7909		269.203	267.456	267.704	266.385	267.138
Carbon black, all processes.....	06	790918	12/83	632.754	612.581	604.966	593.423	614.401
Printing ink.....	06	790919	06/84	267.960	266.938	266.930	266.917	266.466
Gravure printing inks.....	06	7909192	12/11	104.720	104.884	104.884	104.884	104.884
Lithographic and offset inks.....	06	7909193	12/11	132.893	132.893	133.364	133.364	133.364
News and nonheat web offset printing inks.....	06	79091931	12/11	139.081	139.081	145.747	145.747	145.747
Publication and commercial web inks.....	06	79091932	12/11	133.064	133.064	133.064	133.064	133.064
Sheet-fed general inks.....	06	79091933	12/11	130.903	130.903	130.903	130.903	130.903
Sheet-fed packaging inks.....	06	79091934	12/11	127.211	127.211	127.211	127.211	127.211
Flexographic printing inks.....	06	7909194	12/11	160.240	157.946	157.946	157.946	157.946
Nonimpact/digital inks.....	06	7909195	12/11	195.881	196.367	193.660	193.722	192.460
All other printing inks.....	06	7909196	12/11	123.059	123.053	122.896	122.696	123.073
Water-treating compounds.....	06	7909961	06/85	217.081	216.901	220.895	221.352	223.498
Automotive chemicals.....	06	790991	06/09	114.273	114.096	114.073	116.286	116.286
All other chemical preparations, including essential oils, matches, and gelatin.....	06	790999	06/85	298.303	296.379	295.910	292.922	292.396
Rubber and plastic products.....	07	—		251.203	251.246	252.190	253.513	253.349
Rubber and rubber products.....	07	1		220.649	221.376	222.497	224.311	224.896
Synthetic rubber, inc. styrene-butadiene rubber (SBR) and ethylene propylene.....	07	11		218.100	220.708	228.550	238.386	243.093
Synthetic rubber.....	07	1102		219.234	221.856	229.738	239.626	244.357
Synthetic rubber, inc. sbr and ethylene propylene.....	07	110224	06/03	173.689	175.766	182.011	189.845	193.593
Tires, tubes, tread, & repair materials.....	07	12		194.373	194.391	194.210	194.229	193.348
Tires.....	07	1201		189.894	189.912	189.730	189.750	188.881
Pneumatic tires (including passenger, truck, bus, tractor, industrial, and other tires).....	07	12010		190.005	190.023	189.834	189.854	188.950
Passenger car pneumatic tires.....	07	120104	12/03	196.987	196.910	196.636	196.785	196.114
Truck and bus (including off-the-highway) pneumatic tires.....	07	120105		186.753	187.066	186.958	186.619	184.298
Tread rubber, tire sundries, and repair materials.....	07	1203		288.677	288.677	288.681	288.681	287.885
Tread rubber, tire sundries, and repair materials.....	07	120354	12/03	207.664	207.664	207.667	207.667	207.094
Miscellaneous rubber products.....	07	13		255.252	255.994	255.769	256.252	256.751
Rubber and plastics footwear, including athletic footwear.....	07	1301		154.440	157.945	157.945	157.945	157.945
Rubber and plastics footwear, including athletic footwear.....	07	130109	12/11	115.115	117.727	117.727	117.727	117.727
Rubber and plastic belts and belting.....	07	1303		354.884	354.960	354.960	354.960	354.960
Flat rubber and plastics belts and belting.....	07	130371	12/03	318.752	318.863	318.863	318.863	318.863
Rubber and plastics transmission belts and belting (excluding flat).....	07	130372	12/03	161.465	161.465	161.465	161.465	161.465
Rubber and plastics hose.....	07	1304		291.018	291.475	294.062	294.832	294.832
Rubber and plastics hose.....	07	130411	12/11	129.037	129.239	130.386	130.728	130.728
Industrial rubber and plastics hose without fittings.....	07	1304116	12/11	117.909	117.909	117.909	117.909	117.909
Rubber and plastics water hose (incl. fire, irrigation, etc.).....	07	1304117	12/11	152.592	153.857	153.857	155.987	155.987
Rubber and plastics hose for on- and off-highway motor vehicles.....	07	1304118	12/11	124.232	124.231	127.721	127.721	127.721
Miscellaneous rubber products, n.e.c.....	07	1306	06/83	231.523	232.296	231.664	232.143	232.747
All other industrial rubber products.....	07	130604	06/83	333.275	338.317	333.532	335.803	339.160
All other miscellaneous rubber goods.....	07	130606	06/83	250.327	250.075	250.075	249.898	249.898
Rubber compounds or mixtures for sale or interplant transfer.....	07	130612	06/83	297.493	297.493	297.493	298.951	298.951
Rubber products for mechanical use.....	07	130617	12/04	145.356	145.355	145.355	145.355	145.687
Molded rubber mechanical goods automotive.....	07	1306171	12/11	109.671	109.671	109.671	109.671	109.671
Molded rubber mechanical goods, transportation/off-highway.....	07	1306172	12/11	126.783	126.783	126.783	126.783	126.783
Other molded rubber mechanical goods (excluding tubing).....	07	1306179	12/11	155.734	155.733	155.733	155.733	155.733
Other extruded rubber mechanical goods (excl. auto)(excl. tubing).....	07	130617C	12/11	126.667	126.667	126.667	126.667	135.968
Rubber coated fabrics, garments, and footwear.....	07	130618	06/06	213.556	213.556	213.556	213.793	213.793
Plastic products.....	07	2		271.373	271.178	272.096	273.297	272.866
Plastic construction products.....	07	21		344.453	343.627	343.568	345.591	344.618
Plastics construction products.....	07	2106		344.453	343.627	343.568	345.591	344.618
Plastics pipe.....	07	210603	12/05	191.252	189.818	188.879	191.490	189.189
Plastics drain, waste, and vent pipe.....	07	2106031	12/11	144.951	141.815	140.116	141.534	140.736
Plastics water pipe.....	07	2106033	12/11	230.210	226.273	225.656	230.341	227.045

See footnotes at end of table.

Table 9. Producer price indexes for commodity and service groupings and individual items, not seasonally adjusted — Continued
 [May 2024, Index base 1982=100, unless otherwise indicated]

Title	Commodity code		Other index base	Unadjusted index ¹				
	Group code	Item code		Jan. 2024	Feb. 2024 ^P	Mar. 2024 ^P	Apr. 2024 ^P	May 2024 ^P
Plastics sewer, stormdrain, and water main pipe.....	07	2106038	12/17	198.584	199.001	198.350	200.659	196.637
Other plastics pipe.....	07	210603B	12/11	170.663	170.663	170.663	172.714	172.714
Plastics pipe fittings and unions.....	07	210604	12/05	318.855	318.608	322.003	326.603	325.520
Plastics plumbing fixtures.....	07	210605	12/05	168.141	168.141	168.141	168.141	170.275
Other plastics construction products.....	07	210606		299.002	299.000	299.389	299.771	299.655
Building and construction polystyrene foam products.....	07	2106061	06/08	199.513	199.736	199.736	199.736	197.869
Building & construction fabricated plastics products (excl foam, plumbing fixtures, hardware).....	07	2106063	06/08	169.760	169.734	169.984	170.228	170.360
Unsupported plastic film, sheet and other shapes.....	07	22		269.085	270.857	271.074	274.015	273.708
Unsupported plastics film, sheet, and other shapes.....	07	2205	12/82	266.654	268.409	268.624	271.539	271.234
Unsupported plastics film, sheet, and other shapes.....	07	220501	12/82	266.654	268.409	268.624	271.539	271.234
Unlaminated polyethylene film and sheet.....	07	2205011	12/11	124.964	126.172	126.000	126.000	126.000
Unlaminated vinyl and vinyl copolymer film and sheet.....	07	2205013	12/11	154.580	154.580	—	—	—
Miscellaneous unlaminated plastics film and sheet.....	07	2205014	12/11	108.410	108.643	110.005	112.778	113.118
Unlaminated plastics profile shapes.....	07	2205015	12/11	134.696	134.685	134.121	135.633	136.361
Laminated plastic sheets, rods, and tubes.....	07	23		274.279	274.235	274.278	276.135	276.057
Laminated plastics plates, sheet (except packaging), and shapes.....	07	2304		274.649	274.605	274.648	276.507	276.430
Laminated plastics plates, sheet (except packaging), and shapes.....	07	230401	12/82	282.712	282.666	282.711	284.624	284.545
Parts for manufacturing from plastics.....	07	26		179.494	179.504	180.857	180.858	180.907
Parts for transportation equipment.....	07	2601		169.185	169.199	171.066	171.066	171.291
Parts for transportation equipment.....	07	260105	12/82	167.803	167.817	169.669	169.669	169.891
Transportation polyurethane foam products.....	07	2601051	12/11	124.997	124.997	124.997	124.997	—
Transportation fabricated plastic parts (excluding foam and reinforced plastics).....	07	2601052	12/11	129.986	129.997	131.548	131.548	131.734
Other parts and components for manufacturing.....	07	2602		179.169	179.169	179.246	179.250	178.716
Other parts and components for manufacturing.....	07	260205	12/82	179.307	179.307	179.384	179.389	178.854
All other miscellaneous polyurethane foam products.....	07	2602051	12/11	119.734	119.734	120.737	120.806	120.806
Electrical & electronic fabricated plastics (excl. foam and reinforced plastics).....	07	2602052	12/11	113.068	113.068	113.068	113.068	112.058
All other polystyrene foam products incl. transportation application uses.....	07	2602053	12/11	173.572	173.572	173.572	173.572	173.572
Industrial machinery plastics products, excl foam (incl gears, bearings, bushings, cams).....	07	2602054	12/11	144.730	144.730	144.740	144.740	144.740
Foam components for furniture.....	07	2603	12/82	262.638	262.638	262.553	262.553	262.553
Foam components for furniture.....	07	260305	12/99	193.519	193.519	193.457	193.457	193.457
Other plastic products.....	07	29	12/82	302.606	303.472	303.643	306.222	306.217
Other plastics products.....	07	2901	12/82	302.606	303.472	303.643	306.222	306.217
Custom compounding of purchased resins and color concentrates.....	07	290196	12/99	201.287	201.174	201.617	204.592	204.585
All other reinforced and fiberglass plastics products.....	07	290197	12/99	246.737	248.925	248.442	248.442	248.442
Products made of foam other than polystyrene or polyurethane.....	07	290198	12/99	165.096	165.096	165.096	165.096	165.096
Plastic packaging products.....	07	2A	12/06	146.529	145.775	146.263	147.096	146.572
Plastics packaging products.....	07	2A01	12/06	146.529	145.775	146.263	147.096	146.572
Plastics packaging products.....	07	2A0101	12/06	146.529	145.775	146.263	147.096	146.572
Other plastics packaging products, excluding film, sheet, foam and bottles.....	07	2A01012	12/09	134.347	133.883	134.570	136.145	135.206
Packaging polyurethane foam products.....	07	2A01013	12/09	198.492	198.492	198.492	198.492	198.492
Plastics bottles.....	07	2A01014	12/09	131.516	130.358	130.567	130.626	130.628
Polystyrene foam food containers.....	07	2A01015	12/11	229.669	228.802	229.250	227.983	227.375
Polystyrene foam protective shipping pads, shaped cushioning, etc.....	07	2A01016	12/11	231.491	230.538	230.538	230.538	231.996
Consumer, institutional, and commercial products, n.e.c.....	07	2B	12/06	194.630	194.844	195.446	195.779	195.613
All other consumer, institutional, and commercial products.....	07	2B01	12/06	194.630	194.844	195.446	195.779	195.613
All other consumer, institutional, and commercial products.....	07	2B0101	12/06	194.630	194.844	195.446	195.779	195.613
Consumer and institutional polystyrene foam products.....	07	2B01011	12/07	224.273	224.506	224.345	225.159	224.710
Consumer and institutional polyurethane foam products.....	07	2B01013	12/07	203.956	203.956	203.956	203.956	203.956
Consumer/institutional/commercial fabricated plastics products.....	07	2B01015	12/07	176.990	177.196	177.901	178.149	178.032
Recyclable plastics.....	07	2C	12/11	83.376	80.581	86.060	82.094	—
Recyclable plastics.....	07	2C01	12/11	83.376	80.581	86.060	82.094	—
Recyclable plastics.....	07	2C0101	12/11	83.376	80.581	86.060	82.094	—
Lumber and wood products.....	08	—		295.615	297.099	297.618	298.876	296.655
Lumber.....	08	1		246.536	248.576	251.805	254.978	250.479
Softwood lumber.....	08	11		244.297	247.904	255.753	258.172	248.930
Softwood cut stock and dimension.....	08	1105		232.581	230.410	236.694	236.769	227.292
Softwood cut stock and dimension.....	08	110503		248.236	245.918	252.626	252.706	242.591
Softwood lumber, not edge worked.....	08	1106	12/03	124.218	126.494	130.925	132.322	127.252
Softwood lumber, not edge worked.....	08	110601	12/03	124.218	126.494	130.925	132.322	127.252
Softwood dressed lumber, less than 2 inches in nominal thickness, not edge worked.....	08	1106012	06/12	106.813	117.599	126.700	134.926	139.588

See footnotes at end of table.

Table 9. Producer price indexes for commodity and service groupings and individual items, not seasonally adjusted — Continued
 [May 2024, Index base 1982=100, unless otherwise indicated]

Title	Commodity code		Other index base	Unadjusted index ¹				
	Group code	Item code		Jan. 2024	Feb. 2024 ^P	Mar. 2024 ^P	Apr. 2024 ^P	May 2024 ^P
Softwood dressed 2-inch lumber, 2 inches in nominal thickness only, not edge worked.....	08	1106013	06/12	133.335	136.338	142.826	143.232	133.705
Softwood dressed lumber and timbers, more than 2 inches in nominal thickness, not edge worked.....	08	1106014	06/12	118.215	115.039	117.579	120.762	112.846
Softwood lumber, made from purchased lumber.....	08	1107	12/03	256.336	255.789	256.057	257.041	255.436
Softwood lumber, made from purchased lumber.....	08	110701	12/03	256.336	255.789	256.057	257.041	255.436
Hardwood lumber.....	08	12		260.278	260.121	256.754	261.161	263.382
Hardwood cut stock and dimension.....	08	1203		300.127	303.006	306.786	310.568	310.569
Hardwood cut stock and dimension.....	08	120311	06/84	261.122	263.626	266.915	270.206	270.207
Hardwood flooring.....	08	1204	06/84	264.575	265.125	262.598	264.966	265.391
Oak and maple hardwood flooring.....	08	120401	06/84	267.314	268.499	265.781	268.328	268.785
Hardwood flooring, other than oak and maple.....	08	120402	12/11	153.744	148.437	148.437	148.437	148.437
Hardwood lumber, not edge worked.....	08	1205	12/03	104.081	103.598	100.994	103.132	104.412
Hardwood lumber, not edge worked.....	08	120501	12/03	104.081	103.598	100.994	103.132	104.412
Millwork.....	08	2		350.914	355.787	354.693	356.451	354.906
General millwork.....	08	21		331.499	337.389	337.364	338.916	338.688
General millwork.....	08	2101		331.499	337.389	337.364	338.916	338.688
Stock wood kitchen cabinets, related cabinetwork and countertops.....	08	210102	12/12	121.726	121.806	121.806	121.806	121.806
Stock wood kitchen cabinets and related cabinetwork for permanent installation.....	08	2101021	12/09	128.504	128.615	128.615	128.615	128.615
Custom wood kitchen cabinets, bathroom vanities, and related cabinetwork.....	08	210105	12/12	149.369	154.714	154.714	154.714	154.714
Custom wood kitchen cabinets and related cabinetwork not sold direct to customer at retail.....	08	2101051	12/09	174.785	183.217	183.217	183.217	183.217
Custom wood kitchen cabinets, bathroom vanities, and related cabinet work sold at retail.....	08	2101052	12/09	143.221	144.993	144.993	144.993	144.993
Wood window units.....	08	210112	06/83	375.868	387.816	387.816	387.816	387.816
Double hung wood window units.....	08	2101121	06/13	166.527	171.628	171.628	171.628	171.628
Casement wood window units.....	08	2101122	06/13	184.848	190.660	190.660	190.660	190.660
All other wood window units, including horizontal sliding, awning and single hung.....	08	2101123	06/13	157.605	163.237	163.237	163.237	163.237
Wood sash, excluding sash shipped in window units.....	08	210122	06/83	378.806	392.023	392.023	392.023	392.023
Wood window & door frames, incl. door frames in door units, excl. window frames in window units.....	08	210132	06/83	205.699	207.853	207.853	210.180	210.180
Wood panel, flush, & molded face doors, interior & exterior, incl. doors with glazed sections.....	08	210142	06/83	351.145	360.378	359.533	362.338	362.430
Other wood doors, incl. garage, patio, bifold, cabinet, screen, storm and louver.....	08	210152	06/83	324.001	332.775	332.813	332.882	333.227
Wood moldings.....	08	210162	06/83	350.614	350.759	351.131	349.226	345.195
Mirror and picture frames and framed pictures.....	08	210175	06/02	148.882	153.598	153.598	153.598	153.598
Other wood millwork products, including stairwork, exterior millwork, and softwood flooring.....	08	210183	06/83	308.823	309.329	309.598	321.650	321.650
Prefabricated structural members.....	08	22		459.942	461.033	455.452	458.198	451.110
Prefabricated structural members.....	08	2201		459.942	461.033	455.452	458.198	451.110
Laminated veneer lumber.....	08	220107	12/03	232.822	235.889	235.463	234.930	235.040
Other engineered structural wood members, excluding trusses & laminated veneer lumber.....	08	220108	12/03	224.338	224.712	224.853	223.633	223.633
Wood trusses.....	08	220109	12/03	282.237	282.558	277.922	280.654	274.718
Plywood.....	08	3		285.094	281.661	281.091	284.693	283.500
Softwood veneer and plywood.....	08	31		335.289	328.601	327.692	333.099	331.679
Softwood veneer and plywood.....	08	3103		261.836	256.614	255.904	260.126	259.017
Softwood veneer and plywood.....	08	310303	12/05	161.762	158.536	158.097	160.706	160.021
Softwood veneer, incl. veneer backed w/ paper, cloth, or other flexible material.....	08	3103031	12/07	129.269	129.038	132.593	136.330	137.039
Softwood plywood products: rough, sanded, and specialties.....	08	3103035	12/11	197.568	191.779	188.169	190.054	188.228
Hardwood veneer and plywood.....	08	35	12/05	157.806	157.594	157.432	158.680	158.030
Hardwood veneer and plywood.....	08	3501	12/05	157.806	157.594	157.432	158.680	158.030
Hardwood veneer, including veneer backed with paper, cloth, or other flexible material.....	08	350102	12/11	135.691	134.964	134.946	136.580	136.499
Hardwood plywood.....	08	350104	12/12	156.968	156.657	156.742	156.843	156.920
Hardwood veneered panels, including two-ply veneers.....	08	350107	12/11	148.962	150.585	149.569	151.395	147.895
Other wood products.....	08	4		210.963	210.364	210.696	210.915	209.470
Wood pallets and pallet containers, wood and metal combination.....	08	41		349.729	346.025	345.553	342.045	339.962
Wood pallets and pallet containers.....	08	4101		349.729	346.025	345.553	342.045	339.962
Wood pallets and pallet containers, wood and metal combination.....	08	410101	12/09	179.082	177.185	176.943	175.147	174.081
Wood boxes.....	08	42		218.151	218.384	216.882	226.015	225.721
Wood boxes.....	08	4201		218.151	218.384	216.882	226.015	225.721
Nailed and lock-corner wood boxes.....	08	420101	06/85	212.452	212.452	212.452	212.452	210.090
Wood box and crate shook.....	08	420102	06/85	224.528	225.063	221.612	224.469	224.469

See footnotes at end of table.

Table 9. Producer price indexes for commodity and service groupings and individual items, not seasonally adjusted — Continued
 [May 2024, Index base 1982=100, unless otherwise indicated]

Title	Commodity code		Other index base	Unadjusted index ¹				
	Group code	Item code		Jan. 2024	Feb. 2024 ^P	Mar. 2024 ^P	Apr. 2024 ^P	May 2024 ^P
Other wood container parts and wood containers.	08	420127	12/03	115.237	115.237	115.237	124.921	124.921
Miscellaneous wood products.	08	49		154.001	154.840	155.798	156.950	155.607
Wood ties, siding, shingles, and shakes, and contract sawing of logs owned by others.	08	4903	12/03	183.382	180.728	180.728	180.728	180.728
Wood ties, siding, shingles, and shakes, and contract sawing of logs owned by others.	08	490301	12/03	183.382	180.728	180.728	180.728	180.728
Sawn wood fence stock, wood lath, and contract resawing and planing.	08	4904	12/03	220.450	220.450	220.450	220.450	220.450
Sawn wood fence stock, wood lath, and contract resawing and planing.	08	490401	12/03	220.450	220.450	220.450	220.450	220.450
All other miscellaneous wood products.	08	4909	06/84	241.009	242.843	244.609	246.733	244.258
All other miscellaneous wood products.	08	490901	06/84	241.009	242.843	244.609	246.733	244.258
Logs, bolts, timber, pulpwood and wood chips.	08	5		264.375	263.063	262.639	258.017	257.617
Logs, bolts, timber, pulpwood and wood chips.	08	51		264.375	263.063	262.639	258.017	257.617
Logs, bolts, timber, pulpwood and wood chips.	08	5105	12/11	112.968	112.407	112.226	110.251	110.080
Logs, bolts, timber and pulpwood.	08	510502	12/11	111.553	110.765	110.612	108.173	108.122
Wood chips, excluding field chips.	08	510505	12/11	114.887	115.295	115.004	115.034	114.368
Prefabricated wood buildings & components.	08	6	12/84	381.090	380.930	382.313	385.218	384.820
Prefabricated wood buildings & components.	08	61	12/84	381.090	380.930	382.313	385.218	384.820
Prefabricated wood buildings and components.	08	6101	12/84	381.090	380.930	382.313	385.218	384.820
Prefabricated stationary wood buildings, components (not sold as complete units).	08	610101	12/84	217.150	217.071	217.379	219.373	218.253
Prefabricated stationary wood buildings, precut packages (complete units).	08	610102	12/84	516.495	516.415	518.841	517.709	516.483
Prefabricated stationary wood buildings, shipped in panel form (complete units).	08	610103	12/84	585.948	585.396	588.298	596.683	595.962
Prefabricated stationary wood buildings, shipped in three-dimensional assemblies.	08	610104	12/84	404.603	404.603	405.417	407.822	408.347
Prefabricated stationary wood buildings, three-dimensional assemblies, residential.	08	6101041	12/11	191.423	191.423	191.849	193.112	193.387
Prefabricated stationary wood buildings, three-dimensional assemblies, nonresidential.	08	6101042	12/11	181.706	181.706	181.723	181.723	181.727
Treated wood and contract wood preserving.	08	7	06/85	282.432	281.429	282.445	283.364	280.312
Treated wood and contract wood preserving.	08	71	06/85	282.432	281.429	282.445	283.364	280.312
Treated wood.	08	7101	06/85	288.500	287.373	288.456	289.354	286.195
Wood poles, piles, and posts owned and treated by the same establishment.	08	710101	06/85	433.755	432.215	433.006	435.048	427.281
Other wood products owned and treated by the same establishment.	08	710102	06/85	238.426	237.387	238.867	239.125	238.624
Contract wood preservation.	08	7102	06/85	224.930	225.955	225.955	227.417	225.717
Receipts for treating wood owned by others w/ arsenical chemicals, creosote, & other chemicals.	08	710201	06/85	224.930	225.955	225.955	227.417	225.717
Pulp, paper, and allied products.	09	—		331.926	333.231	334.778	337.638	338.365
Pulp, paper, and prod., ex. bldg. paper.	09	1		284.484	285.938	286.831	288.148	289.592
Wood pulp.	09	11		209.264	210.580	215.869	217.200	219.835
Wood pulp.	09	1105	06/06	145.279	146.193	149.864	150.788	152.617
Wood pulp.	09	110501	06/06	145.279	146.193	149.864	150.788	152.617
Special alpha and dissolving wood pulp, incl. sulfite and sulfate and other wood pulp.	09	1105012	12/11	109.183	109.952	113.041	114.701	116.240
All other miscellaneous pulp, other than wood, and pulp mill byproducts incl. turpentine.	09	1105017	12/07	168.064	168.064	168.064	156.695	156.695
Recyclable paper.	09	12		317.322	358.016	398.732	396.391	401.169
News and other low grade recyclable paper.	09	1201		242.869	285.368	315.723	315.723	315.723
News and other low grade recyclable paper.	09	120125	06/06	109.647	128.833	142.538	142.538	142.538
Corrugated recyclable paper.	09	1203		285.694	317.406	357.435	355.085	366.669
Corrugated recyclable paper.	09	120325	06/06	98.135	109.028	122.777	121.970	125.949
High grade recyclable paper (including pulp substitutes and deinking).	09	1207	12/86	200.111	232.916	251.749	250.278	239.044
High grade recyclable (including pulp substitutes and deinking).	09	120725	06/06	150.451	175.115	189.274	188.168	179.722
Paper.	09	13		247.658	248.370	247.863	249.410	251.216
Writing and printing papers.	09	1301		241.677	241.527	239.493	240.481	243.193
Bleached bristol, clay-coated, uncoated, and industrial converted paper.	09	130119	12/11	130.343	130.172	129.062	129.334	130.656
Newsprint.	09	1302		138.173	134.518	133.274	126.560	126.957
Newsprint.	09	130291		138.173	134.518	133.274	126.560	126.957
Packaging and industrial converting paper.	09	1303		316.187	318.821	320.537	322.769	322.644
Coated and laminated single and multi-web paper.	09	130321	12/87	271.924	271.924	271.778	271.857	271.857
Single-web paper, rolls and sheets, including waxed, for flexible packaging uses.	09	1303211	12/11	166.675	166.675	166.675	166.675	166.675
Multiweb laminated rolls and sheets, except foil, for flexible packaging uses.	09	1303213	12/11	137.199	137.199	137.047	137.129	137.129
Coated and laminated single and multi-web film.	09	130322	12/87	252.182	254.614	255.999	258.606	258.459

See footnotes at end of table.

Table 9. Producer price indexes for commodity and service groupings and individual items, not seasonally adjusted — Continued
 [May 2024, Index base 1982=100, unless otherwise indicated]

Title	Commodity code		Other index base	Unadjusted index ¹				
	Group code	Item code		Jan. 2024	Feb. 2024 ^P	Mar. 2024 ^P	Apr. 2024 ^P	May 2024 ^P
Single-web film, rolls, and sheets, including coextruded, for flexible packaging uses.	09	130322A	01/19	127.879	129.140	129.853	130.754	130.753
Single-web film, rolls, and sheets for flexible packaging uses.	09	130322A1	12/11	141.464	142.433	143.233	144.086	144.266
Coextruded single-web film, for flexible packaging uses.	09	130322A2	12/11	133.625	136.732	137.429	138.970	138.212
All other coated and processed papers.	09	1305	12/82	264.344	263.937	263.048	270.162	277.930
Converted foil for nonpackaging applications.	09	130505	06/13	122.601	122.601	122.601	122.601	122.601
Other coated and processed papers, except for packaging uses.	09	130506	06/13	125.601	125.354	124.815	129.128	—
Paperboard.	09	14		328.547	327.928	328.448	329.951	330.956
Corrugated paperboard in sheets and rolls, lined and unlined.	09	1405		329.730	329.689	329.690	329.751	330.218
Corrugated paperboard in sheets and rolls, lined and unlined.	09	140551		329.730	329.689	329.690	329.751	330.218
Paperboard, excluding corrugated paperboard in sheets and rolls.	09	1411	12/82	347.896	347.104	347.777	349.710	350.901
Recycled paperboard.	09	141105	12/82	382.684	380.292	381.942	389.239	392.141
Unbleached kraft packaging and industrial converting paperboard.	09	141107	12/99	204.305	203.950	204.343	204.827	205.470
Bleached packaging and industrial converting paperboard.	09	141112	05/21	127.816	127.816	127.816	127.816	127.816
Converted paper and paperboard products.	09	15		301.877	302.482	301.682	303.072	304.629
Sanitary paper products, including stock.	09	1501		216.903	217.235	216.026	216.391	216.803
Sanitary paper products, including stock.	09	150123	12/99	150.519	150.750	149.911	150.164	150.449
Sanitary tissue paper products, made in paper mills.	09	1501233	12/07	131.584	131.542	131.382	131.196	131.196
Disposable diapers and similar disposable products, purchased sanitary paper stock and wadding.	09	1501234	12/07	123.291	123.291	123.291	123.347	123.308
Sanitary tissue paper products, made from purchased sanitary paper stock or wadding.	09	1501235	12/07	142.402	143.475	140.423	141.920	143.145
Paper, plastic, and foil bags.	09	1502		354.748	354.426	355.114	356.015	355.992
Uncoated single-web paper grocers' bags and sacks and variety and shopping bags.	09	150214	12/83	459.643	459.457	463.126	463.126	463.126
Specialty bags, pouches and liners.	09	150216	12/83	283.661	283.375	283.807	284.612	284.591
Plastics, foil, and coated paper bags.	09	1502161	12/10	155.123	153.591	154.354	154.194	154.121
Specialty bags, pouches, and liners, multiweb laminations and foil, except film-film.	09	15021612	06/13	151.482	150.224	150.335	150.029	149.890
Single-web film specialty bags, pouches, and liners.	09	1502162	12/10	138.664	138.703	138.846	139.305	139.452
Polyethylene grocery and variety bags and pouches.	09	15021621	12/11	121.320	121.468	121.468	121.468	122.287
Polyethylene refuse bags.	09	15021622	12/11	129.389	127.845	127.598	129.126	130.768
Other polyethylene bags, pouches, and liners.	09	15021625	12/11	147.403	147.826	148.453	148.972	147.812
Coextruded single-web film specialty bags, pouches, & liners.	09	15021626	06/13	141.564	142.964	142.964	142.964	142.964
Multiweb film/film combination specialty bags, pouches and liners.	09	1502163	12/10	140.279	139.065	139.678	140.294	132.009
Paper boxes and containers.	09	1503		341.910	342.009	340.816	342.992	345.794
Corrugated shipping containers.	09	150301	06/87	320.256	319.050	320.595	323.496	325.844
Corrugated shipping containers for food and beverages and carryout boxes for retail food.	09	1503011	12/09	157.687	157.241	156.950	158.796	160.225
Corrugated shipping containers for paper and allied products.	09	1503012	12/09	153.173	153.009	157.330	158.324	158.388
Corrugated shipping containers for metal and electrical machinery.	09	1503013	12/09	183.975	183.925	184.604	188.561	188.972
Corrugated shipping containers for all other end uses.	09	1503014	12/09	166.938	165.753	166.187	166.671	168.369
Setup (rigid) paperboard boxes.	09	150322	12/83	510.244	510.244	511.343	521.012	519.463
Folding paperboard boxes, packaging, and packaging components.	09	150336	12/04	160.584	161.959	158.893	159.094	161.095
Folding paperboard boxes, packaging, and packaging components.	09	15033601	12/11	147.092	148.351	145.544	145.728	147.560
Paperboard fiber drums with ends of any material.	09	150337		537.584	539.713	541.759	554.035	566.387
Other corrugated and solid fiber products, including containers, pallets, pads, etc.	09	1504		441.682	442.478	444.038	450.772	457.445
Other corrugated and solid fiber products, including containers, pallets, pads, etc.	09	150441		614.255	615.361	617.531	626.896	636.176
Office supplies and accessories.	09	1506		263.422	267.905	268.946	269.178	271.148
Envelopes.	09	150636	12/84	245.914	244.082	246.594	247.372	247.914
Die-cut paper and paperboard office supplies.	09	150646	12/03	319.028	319.035	319.035	319.035	318.358
Paper supplies for business machines and other misc. unprinted office supplies.	09	150655	06/90	237.692	260.024	259.254	260.783	267.808
Tablets, pads, and related products.	09	150657	12/11	142.009	141.858	141.257	139.311	139.113
Fiber cans, tubes, and similar fiber products.	09	1507		494.422	494.269	490.328	499.308	499.879
Fiber cans, all fiber and composite.	09	150731	12/09	193.075	193.001	186.225	194.695	195.170
Fiber cores and tubes.	09	150732	12/09	188.391	188.338	189.443	190.483	190.582
Paperboard cones, reels, spools, bobbins, blocks, and all vulcanized fiber products.	09	150733	12/09	168.898	168.898	168.898	168.898	168.898
Molded pulp goods, including egg cartons, florists pots, food trays, etc.	09	1508	06/85	268.319	270.833	266.501	270.067	272.744
Molded pulp goods, including egg cartons, florists pots, food trays, etc.	09	150814	06/90	233.543	235.732	231.961	235.065	237.395
Miscellaneous converted paper and paperboard products.	09	1509	12/84	253.259	255.024	254.539	253.983	253.749
Pasted, lined, laminated, or surface-coated paperboard.	09	150901	12/84	329.860	328.805	328.805	329.083	329.083
Wallcoverings.	09	150902	06/85	192.634	192.634	192.634	192.634	192.634
Other sanitary paper products & misc. converted paper & paperboard products.	09	150999	12/84	249.995	252.359	251.757	251.021	250.730
Miscellaneous converted paper and paperboard products.	09	1509992	06/10	154.643	156.105	155.733	155.278	155.098
Pressure-sensitive products.	09	16	12/82	243.900	242.612	242.567	243.900	241.608

See footnotes at end of table.

Table 9. Producer price indexes for commodity and service groupings and individual items, not seasonally adjusted — Continued
 [May 2024, Index base 1982=100, unless otherwise indicated]

Title	Commodity code		Other index base	Unadjusted index ¹				
	Group code	Item code		Jan. 2024	Feb. 2024 ^P	Mar. 2024 ^P	Apr. 2024 ^P	May 2024 ^P
Pressure-sensitive products.....	09	1601	12/82	243.900	242.612	242.567	243.900	241.608
Pressure-sensitive products.....	09	160101	12/82	243.401	242.116	242.071	243.401	241.114
Building paper & building board mill prods.....	09	2		319.899	318.388	340.813	400.653	378.359
Hardboard, particleboard & fiberboard prods.....	09	22		301.785	300.360	321.515	377.967	356.936
Particleboard and fiberboard.....	09	2201		311.076	309.546	332.263	392.884	370.300
Particleboard made from particleboard produced at the same location...	09	220125	12/82	347.118	347.178	347.441	354.814	354.814
Medium density fiberboard (MDF) made from MDF produced at the same location.....	09	220131	06/84	252.048	251.610	252.646	—	—
Prefinished particleboard and medium density fiberboard (MDF) made from purchased materials.....	09	220141	12/02	242.968	242.968	242.968	242.968	242.968
Hardboard products.....	09	2202	06/84	241.395	241.395	241.395	241.395	241.395
Hardboard products.....	09	220206	12/11	184.024	184.024	184.024	184.024	184.024
Publications, printed matter and printing material.....	09	4	06/09	144.818	145.088	145.297	145.213	145.594
Books printing.....	09	44	12/83	289.962	291.392	291.390	297.785	300.983
Books printing.....	09	4401	12/83	289.962	291.392	291.390	297.785	300.983
Books printing.....	09	440114	06/05	184.520	185.430	185.429	189.498	191.533
Textbook printing and binding.....	09	4401141	12/11	159.120	157.782	157.782	157.782	157.782
Technical, scientific, & professional book printing & binding.....	09	4401143	12/11	139.520	137.998	137.998	137.998	137.998
Religious book printing and binding.....	09	4401145	12/11	164.670	162.273	162.273	164.892	165.814
General book (trade, etc.) printing and binding.....	09	4401147	12/11	242.317	247.206	247.206	259.055	265.093
Other book and pamphlet printing and binding.....	09	440114E	12/11	120.934	120.898	120.893	120.893	120.893
Manifold business forms printing.....	09	45	12/83	435.935	435.935	435.935	435.935	435.935
Manifold business forms printing.....	09	4501	12/83	435.935	435.935	435.935	435.935	435.935
Manifold business forms printing, excluding checkbooks.....	09	450105	09/18	118.035	118.035	118.035	118.035	118.035
Commercial printing.....	09	47	06/82	234.935	235.306	235.595	235.078	235.595
Magazine and periodical printing.....	09	4701	06/82	169.592	169.576	169.576	167.718	167.718
Magazine and periodical printing (lithographic).....	09	470102	06/82	180.480	180.462	180.462	178.485	178.485
Label and wrapper printing for packaging.....	09	4702	06/82	259.695	259.638	259.638	259.638	259.638
Label and wrapper printing (lithographic).....	09	470202	06/82	176.277	176.277	176.277	176.277	176.277
Label and wrapper printing (flexographic).....	09	470205	12/08	163.535	163.480	163.480	163.480	163.480
Catalog and directory printing.....	09	4703	06/82	159.059	159.059	159.059	157.255	157.255
Catalog and directory printing (lithographic).....	09	470302	06/82	173.141	173.141	173.141	171.178	171.178
Advertising printing.....	09	4705	06/82	187.973	187.973	187.899	185.618	185.618
Advertising printing (lithographic).....	09	470506	06/82	184.771	184.771	184.696	182.413	182.413
Other general job printing.....	09	4706	06/82	308.111	311.554	311.548	315.029	316.614
Quick printing.....	09	470604	12/08	132.861	144.323	144.323	155.834	155.834
Other commercial and general job printing.....	09	470609	06/82	307.446	307.446	307.439	307.127	308.969
Other commercial and general job printing (lithographic).....	09	4706091	06/09	139.324	139.324	139.321	139.167	140.074
All other commercial and general job printing.....	09	4706094	09/18	130.667	130.667	130.667	130.667	130.667
Other commercial printing, incl. screen, engraving, digital, & general job exc. labels/wrappers.....	09	4711	12/88	206.140	206.140	206.901	206.340	207.196
Commercial screen printing, excluding on garments, apparel accessories, & other fabric articles.....	09	471101	06/82	185.675	185.675	185.886	185.886	185.886
Screen printing (excluding on textiles, apparel, apparel accessories, and labels).....	09	4711012	06/09	132.183	132.183	132.333	132.333	132.333
Other commercial and general job screen printing.....	09	47110123	06/10	133.252	133.252	133.679	133.679	133.679
Digital printing.....	09	471103	12/88	158.163	158.163	158.892	158.334	159.185
Blankbooks, binders, and bookbinding work.....	09	48	06/85	339.393	340.642	344.045	343.942	344.364
Tradebinding and related work.....	09	4802	12/85	216.532	217.828	221.358	221.252	221.689
Miscellaneous binding and postpress work, incl collating, perforating, folding, gluing, etc.....	09	480203	12/11	132.139	132.139	132.139	132.139	131.438
Softcover, pamphlet, sample book, and other binding of books and materials printed elsewhere.....	09	480204	12/11	145.236	145.343	146.033	145.826	145.932
Services for the printing trade.....	09	49	06/85	113.786	114.046	114.046	114.046	114.046
Prepress services, including platemaking.....	09	4905	12/03	101.506	101.738	101.738	101.738	101.738
Prepress services, excl platemaking (incl film, assembled flats, color sep., typesetting, etc.).....	09	490501	12/03	99.504	99.504	99.504	99.504	99.504
Printing plates and cylinders, prepared for printing (excl blank plates and blank cylinders).....	09	490502	12/03	109.292	109.915	109.915	109.915	109.915
Metals and metal products.....	10	—		312.260	314.107	308.529	309.141	312.950
Iron and steel.....	10	1		338.362	344.760	320.234	314.560	314.393
Iron ores.....	10	11		205.036	206.540	203.955	203.052	203.052
Iron ores.....	10	1105	12/97	215.466	217.047	214.330	213.381	213.381
Iron ores.....	10	110555	12/97	215.466	217.047	214.330	213.381	213.381
Iron and steel scrap.....	10	12		620.161	603.897	547.069	547.580	535.947
Carbon steel scrap.....	10	1211	12/86	581.644	566.228	504.253	503.328	490.035
Heavy melting scrap.....	10	121191	06/96	336.448	329.924	295.582	294.237	283.234

See footnotes at end of table.

Table 9. Producer price indexes for commodity and service groupings and individual items, not seasonally adjusted — Continued
 [May 2024, Index base 1982=100, unless otherwise indicated]

Title	Commodity code		Other index base	Unadjusted index ¹				
	Group code	Item code		Jan. 2024	Feb. 2024 ^P	Mar. 2024 ^P	Apr. 2024 ^P	May 2024 ^P
Carbon steel scrap bundles.....	10	121192	06/96	319.514	303.052	266.182	266.320	266.320
Shredded carbon steel scrap.....	10	121193	06/96	285.211	278.288	247.460	247.460	241.294
Cut plate and structural scrap.....	10	121194	06/96	312.248	308.482	274.704	273.156	260.973
Stainless and other alloy steel scrap.....	10	1212	12/86	439.280	429.238	464.585	472.728	482.420
Stainless and other alloy steel scrap.....	10	121208	06/96	284.605	278.098	300.999	306.275	312.555
Cast iron scrap.....	10	1213	12/86	289.757	280.148	264.114	274.055	274.055
Cast iron scrap.....	10	121308	06/96	225.585	218.104	205.621	213.360	213.360
Other ferrous scrap.....	10	1215	06/06	105.862	104.331	97.468	97.545	97.475
Other ferrous scrap.....	10	121501	06/06	105.862	104.331	97.468	97.545	97.475
Foundry and forge shop products.....	10	15		282.912	284.496	285.520	284.774	284.181
Pressure and soil pipe and fittings, cast iron.....	10	1502		597.935	598.017	598.001	597.403	598.669
Cast iron pressure and soil pipe and fittings, except ductile pressure pipe.....	10	150227		1,158.147	1,158.272	1,158.245	1,157.834	1,159.746
Other gray and ductile iron castings.....	10	1504		272.579	272.971	272.295	271.760	271.707
Ductile iron castings (excluding pressure pipe & fittings).....	10	150413	12/03	195.334	195.700	194.806	193.950	193.848
Gray iron castings (including molds and stools for heavy steel ingots).....	10	150419	12/11	140.551	140.669	140.731	140.929	140.967
Standard and pearlitic malleable iron castings.....	10	1505		478.644	478.485	478.474	475.770	473.237
Standard and pearlitic malleable iron castings.....	10	150501		478.644	478.485	478.474	475.770	473.237
Steel investment castings.....	10	1506		316.280	316.280	316.280	312.758	312.014
Steel investment castings.....	10	150624	12/03	180.542	180.542	180.542	178.532	178.107
Carbon steel castings, except investment.....	10	1507		303.120	303.721	303.716	303.683	304.661
Carbon steel castings, except investment.....	10	150701	12/03	205.171	205.578	205.574	205.552	206.214
High alloy steel castings, excluding investment.....	10	1508		398.489	399.339	399.314	399.314	—
High alloy steel castings, excluding investment.....	10	150801	12/03	292.723	293.348	293.329	293.329	—
Other alloy steel castings, except investment.....	10	1509		284.619	284.619	284.619	284.619	284.619
Other alloy steel castings, except investment.....	10	150901	12/03	203.882	203.882	203.882	203.882	203.882
Other forge shop products.....	10	1513	06/82	201.479	204.754	207.633	207.635	206.475
Closed die forgings, ferrous.....	10	151359	06/98	148.256	151.721	154.753	154.755	153.717
Hot impression die impact, press and upset steel forgings.....	10	15135912	12/17	121.132	124.240	127.096	127.097	126.166
Hot impression die impact, press, and upset carbon steel forgings.....	10	151359121	12/17	114.808	—	—	—	—
Hot impression die impact, press, & upset alloy steel forgings, except stainless and high temp.....	10	151359122	12/17	122.248	123.024	122.924	122.928	121.735
Steel mill products.....	10	17		321.392	332.508	305.669	297.687	299.283
Semifinished steel mill products.....	10	1702	06/82	428.386	425.668	415.854	410.854	412.194
Hot rolled steel bars, plates, and structural shapes.....	10	1704	06/82	281.813	288.609	289.493	285.291	280.672
Hot rolled steel bars, plates, & structural shapes, alloy.....	10	170406	12/10	141.307	138.488	137.721	—	—
Hot rolled steel bars, plates, and structural shapes, carbon.....	10	170410	12/17	162.182	166.714	167.326	164.897	161.931
Steel wire.....	10	1705	06/82	381.560	381.927	376.352	373.894	372.120
Steel wire, carbon.....	10	170501	12/03	341.670	342.167	340.757	339.054	336.680
Steel pipe and tube.....	10	1706	06/82	389.270	394.148	383.846	377.050	376.726
Steel pipe and tube, carbon.....	10	170652	12/17	166.031	168.766	163.164	158.301	158.450
Steel pipe and tube, stainless steel.....	10	170674	12/10	139.660	139.538	139.220	140.115	138.836
Cold rolled steel sheet and strip.....	10	1707	06/82	433.171	454.090	396.888	385.577	388.131
Cold rolled steel sheet and strip.....	10	170710	06/82	433.171	454.090	396.888	385.577	388.131
Cold finished steel bars and bar shapes.....	10	1708	06/82	274.473	274.413	273.278	267.192	264.896
Cold finished steel bars and bar shapes.....	10	170810	12/17	143.274	143.243	142.650	139.473	138.275
Electrometallurgical ferroalloy products.....	10	1712	12/17	114.083	112.264	109.544	109.407	109.321
Electrometallurgical ferroalloy products.....	10	171201	12/17	114.083	112.264	109.544	109.407	109.321
Nonferrous metals.....	10	2		321.658	321.495	326.669	335.107	350.624
Nonferrous metal ores.....	10	21	12/83	528.855	523.794	538.329	553.995	566.808
Primary nonferrous metals.....	10	22		239.297	244.980	247.641	255.514	271.529
Primary nonferrous metals.....	10	2201		245.198	251.021	253.748	261.816	278.226
Copper cathode and refined copper.....	10	220131	12/96	236.723	—	—	—	—
Other nonferrous metals, unalloyed.....	10	220181	06/88	362.315	—	—	—	—
Nonferrous scrap.....	10	23		436.639	433.796	450.503	468.448	506.563
Copper base scrap.....	10	2301		593.740	603.118	627.739	665.994	731.154
No. 1 copper scrap, including wire.....	10	230101	12/86	489.601	493.312	517.586	554.284	611.582
No. 2 copper scrap, including wire.....	10	230102	12/86	792.537	808.226	857.451	935.682	1,036.993
Yellow brass scrap.....	10	230103	12/86	654.300	677.579	678.656	682.965	731.615
Aluminum base scrap.....	10	2302		259.053	267.409	264.333	272.242	310.598
Used beverage can scrap.....	10	230205	12/86	177.653	188.542	202.164	221.944	243.577
Other nonferrous scrap (including lead, zinc and precious metals).....	10	2303		402.976	372.135	409.228	419.883	416.610
Other nonferrous scrap (including lead, zinc and precious metals).....	10	230309	06/06	172.342	159.151	175.015	179.572	178.172
Secondary nonferrous metals.....	10	24		307.921	305.064	313.182	321.147	335.508
Secondary aluminum.....	10	2402		254.456	255.042	255.945	257.637	270.241
Secondary aluminum.....	10	240229	06/97	158.358	158.723	159.285	160.338	168.182

See footnotes at end of table.

Table 9. Producer price indexes for commodity and service groupings and individual items, not seasonally adjusted — Continued
 [May 2024, Index base 1982=100, unless otherwise indicated]

Title	Commodity code		Other index base	Unadjusted index ¹				
	Group code	Item code		Jan. 2024	Feb. 2024 ^P	Mar. 2024 ^P	Apr. 2024 ^P	May 2024 ^P
Secondary copper, alloyed and unalloyed.....	10	2403		720.954	717.964	731.274	757.073	822.681
Secondary copper, alloyed and unalloyed.....	10	240339	06/97	472.420	470.461	479.182	496.087	539.078
Secondary precious metals.....	10	2406		414.134	405.525	440.813	471.010	476.846
Secondary precious metals.....	10	240669	06/97	491.051	480.844	522.685	558.492	565.411
All other miscellaneous secondary nonferrous metals, including lead and zinc.....	10	2408	06/11	97.261	94.539	95.972	96.879	102.188
All other miscellaneous secondary nonferrous metals, including lead and zinc.....	10	240801	06/11	97.261	94.539	95.972	96.879	102.188
Nonferrous mill shapes.....	10	25		263.778	264.303	264.781	269.565	279.764
Aluminum mill shapes.....	10	2501		225.148	225.517	224.413	225.669	235.489
Extruded aluminum shapes, including rod, bar, and wire.....	10	250162	12/04	156.526	156.277	155.771	156.238	160.032
Copper and brass mill shapes.....	10	2502		575.231	574.347	584.922	610.592	638.254
Copper and copper alloy sheet, strip and plate.....	10	250237	12/03	304.145	301.693	—	—	—
Copper and copper alloy rod, bar and shapes.....	10	250238	12/03	346.873	342.410	350.772	365.420	388.712
Copper and copper alloy pipe and tube.....	10	250239	06/04	341.280	352.115	352.115	374.962	414.791
Nickel and nickel-base alloy mill shapes.....	10	2504		205.234	211.255	210.868	211.450	211.576
Nickel and nickel-base alloy mill shapes.....	10	250466	12/03	149.125	153.500	153.219	153.642	153.734
Titanium and titanium-base alloy mill shapes.....	10	2505		210.230	211.735	211.735	212.456	213.712
Titanium and titanium-base alloy mill shapes.....	10	250505	12/03	187.009	188.348	188.348	188.989	190.106
Other nonferrous mill shapes.....	10	2519		278.625	278.343	277.624	291.588	291.320
All other nonferrous metal mill shapes, except precious metal.....	10	251935	12/03	262.978	268.634	267.473	274.121	273.773
Nonferrous wire and cable.....	10	26		347.652	348.190	350.242	360.723	383.752
Nonferrous wire and cable.....	10	2603	12/82	356.603	357.154	359.260	370.010	393.632
Electronic wire and cable.....	10	260301	12/82	319.520	319.520	321.596	323.189	334.773
Copper wire and cable.....	10	260314	12/86	385.557	385.776	392.305	412.631	452.080
Power wire and cable.....	10	260332	06/04	461.037	460.390	449.786	452.649	472.911
Fiber optic cable.....	10	260333	12/88	60.688	60.688	60.688	60.688	60.688
Other wire and cable.....	10	260398	06/04	222.777	227.535	226.026	227.450	229.314
Nonferrous forge shop products.....	10	27	12/83	220.269	221.848	223.508	223.433	223.353
Nonferrous forge shop products.....	10	2701	12/83	220.269	221.848	223.508	223.433	223.353
Nonferrous forge shop products.....	10	270111	12/83	221.317	222.903	224.571	224.496	224.416
Hot impression die, impact, press and upset aluminum and other nonferrous forgings.....	10	2701111	12/07	131.682	132.719	133.809	133.760	133.707
Hot impression die, impact, press and upset aluminum and aluminum alloy forgings.....	10	27011111	12/07	133.565	133.468	135.406	135.309	135.204
Hot impression die, impact, press and upset titanium and titanium alloy forgings.....	10	27011112	12/07	122.563	124.995	124.995	124.995	124.995
Other nonferrous hot impression die impact, press, and upset forgings.....	10	27011113	12/07	179.378	179.378	181.494	181.494	181.494
Nonferrous foundry shop products.....	10	28		279.849	282.317	283.021	284.408	287.971
Aluminum castings.....	10	2802		232.892	234.959	235.503	235.711	237.236
Aluminum die-castings.....	10	280207	06/83	193.201	193.635	193.656	193.874	195.112
Aluminum castings, excluding die-castings.....	10	280208	05/18	136.821	139.526	140.346	140.416	141.343
Castings, nonferrous (except aluminum).....	10	2807	12/11	148.037	149.325	149.748	151.633	155.268
Castings, nonferrous (except aluminum).....	10	280701	12/11	148.037	149.325	149.748	151.633	155.268
Nonferrous die-castings (except aluminum).....	10	2807011	12/11	136.061	135.300	134.982	134.950	136.770
Copper base castings (excluding die-castings).....	10	2807013	12/11	133.871	134.109	135.547	140.600	148.522
Metal containers.....	10	3		225.151	225.642	224.848	224.512	224.927
Metal cans and can components.....	10	31		202.368	202.390	201.512	201.141	200.946
Steel cans and tinware end products.....	10	3102		320.222	320.222	316.799	317.433	316.668
Steel cans and tinware end products.....	10	310231	12/01	251.018	251.018	248.335	248.832	248.233
Aluminum cans and can components.....	10	3103		142.405	142.432	142.428	141.798	141.798
Aluminum cans and can components.....	10	310331	12/01	168.005	168.036	168.032	167.289	167.289
Barrels, drums, pails and other metal containers.....	10	32		439.333	444.239	444.239	444.240	450.406
Barrels, drums, pails and other metal containers.....	10	3201		439.333	444.239	444.239	444.240	450.406
Steel shipping barrels and drums (excl. beer barrels) (more than 12-gallon capacity).....	10	320106	12/11	160.054	168.333	168.333	168.333	174.711
All other metal containers.....	10	320107	12/11	183.415	181.856	181.856	181.857	181.857
Hardware.....	10	4		284.398	285.812	284.472	284.248	284.469
Hardware, n.e.c.....	10	41		284.097	286.911	284.748	284.403	284.280
Builders' hardware.....	10	4101		328.574	333.462	333.462	333.462	333.462
Builders' hardware (lock units, key blanks, door & window hardware, cabinet hardware, etc.).....	10	410104	06/07	165.581	168.045	168.045	168.045	168.045
Transportation equipment hardware.....	10	4103		204.081	204.081	204.081	203.170	203.167
Furniture hardware.....	10	4104		319.789	318.502	318.502	319.421	319.421
Furniture hardware.....	10	410411	06/85	285.691	284.541	284.541	285.362	285.362
Other miscellaneous hardware.....	10	4105	06/85	449.814	460.125	425.367	425.640	423.678
Other miscellaneous hardware.....	10	410502	12/03	318.253	325.549	300.957	301.150	299.762

See footnotes at end of table.

Table 9. Producer price indexes for commodity and service groupings and individual items, not seasonally adjusted — Continued
 [May 2024, Index base 1982=100, unless otherwise indicated]

Title	Commodity code		Other index base	Unadjusted index ¹				
	Group code	Item code		Jan. 2024	Feb. 2024 ^P	Mar. 2024 ^P	Apr. 2024 ^P	May 2024 ^P
Hand and edge tools.....	10	42		294.040	292.565	292.907	292.930	293.881
Hand and edge tools.....	10	4201		294.040	292.565	292.907	292.930	293.881
Mechanics hand service tools.....	10	420135	06/06	146.389	145.023	145.814	145.868	147.401
Edge tools, hand operated.....	10	420145	06/06	176.784	176.784	176.784	176.784	176.784
All other misc handtools, including cutting dies, machine & power-driven (except metal cutting).....	10	420155	06/06	151.422	150.422	150.422	150.422	150.748
Plumbing fixtures and fittings.....	10	5		337.939	338.679	339.405	339.139	340.157
Plumbing fixture fittings and trim.....	10	54		400.214	400.214	400.214	400.214	401.289
Plumbing fixtures, fittings, and trim.....	10	5402		400.046	400.046	400.046	400.046	401.121
Lavatory and sink fittings.....	10	540218	06/98	207.737	207.737	207.737	207.737	207.903
Miscellaneous plumbing fixtures, fittings, and trim.....	10	540223	06/83	402.931	402.931	402.931	402.931	402.931
Enameled iron & metal sanitary ware.....	10	56	12/86	284.475	-	-	-	-
Enameled iron and metal sanitary ware.....	10	5601	12/86	284.475	-	-	-	-
Enameled iron and metal sanitary ware.....	10	560102	12/03	203.009	-	-	-	-
Heating equipment.....	10	6		392.508	393.182	396.683	398.631	397.742
Steam and hot water equipment.....	10	61		428.498	428.498	-	-	-
Steam and hot water equipment.....	10	6101		428.498	428.498	-	-	-
Cast iron heating boilers, radiators and convectors.....	10	610106	06/99	289.688	289.688	-	-	-
Furnaces and heaters, including parts.....	10	62		303.697	303.645	306.745	306.745	300.611
Furnaces and heaters, including parts.....	10	6201		303.697	303.645	306.745	306.745	300.611
Furnaces and heaters, including parts.....	10	620146	12/03	200.742	200.707	202.756	202.756	198.702
Warm air furnaces, including parts.....	10	6201461	12/09	177.372	177.167	179.690	179.690	174.698
Warm air furnaces.....	10	62014611	12/09	174.893	175.087	177.570	177.570	172.471
Floor and wall furnaces, unit heaters, infrared heaters, & mechanical stokers, including parts.....	10	6201462	12/09	155.715	156.078	156.078	156.078	156.078
Other heating equipment, non-electric, including parts.....	10	63		372.789	374.474	375.932	376.534	378.019
Other heating equipment, non-electric, including parts.....	10	6301		372.789	374.474	375.932	376.534	378.019
Other heating equipment, non-electric, including parts.....	10	630161	06/99	231.399	232.445	233.350	233.723	234.645
Domestic heating stoves.....	10	64		276.239	281.775	281.775	281.775	281.775
Domestic heating stoves.....	10	6401		276.239	281.775	281.775	281.775	281.775
Domestic heating stoves.....	10	640141	06/99	217.515	221.874	221.874	221.874	221.874
Domestic water heaters.....	10	66		570.888	570.889	580.085	590.622	590.622
Domestic water heaters.....	10	6601		570.888	570.889	580.085	590.622	590.622
Household water heaters, electric, for permanent installation.....	10	660101		564.476	564.476	575.407	586.639	586.639
Household water heaters, except electric.....	10	660114	12/00	347.881	347.882	352.876	359.027	359.027
Fabricated structural metal products.....	10	7		371.166	370.228	370.034	370.536	371.470
Metal doors, sash, and trim.....	10	71		433.477	433.733	433.771	433.888	433.885
Metal doors and frames (except storm).....	10	7102	06/83	410.748	410.985	411.044	411.210	411.029
Metal doors and frames (except storm).....	10	710209	06/07	213.086	213.209	213.239	213.325	213.231
Metal windows (except storm sash).....	10	7103	06/83	403.837	404.205	404.205	404.205	404.914
Metal windows (except storm sash).....	10	710313	06/97	275.704	275.955	275.955	275.955	276.439
Metal molding and trim and store fronts.....	10	7104	06/83	1,055.679	1,055.827	1,055.710	1,055.710	1,055.725
Metal molding and trim and store fronts.....	10	710413	06/83	1,055.679	1,055.827	1,055.710	1,055.710	1,055.725
Metal combination screen, storm sash, and storm doors.....	10	7105	06/83	259.937	260.222	260.222	260.223	260.223
Metal combination screen, storm sash, and storm doors.....	10	710515	06/83	259.937	260.222	260.222	260.223	260.223
Metal window and door screens (except combination screens) and metal weather strip.....	10	7107	05/16	154.042	154.042	154.042	154.042	154.042
Metal window and door screens (except combination screens) and metal weather strip.....	10	710717	05/16	154.042	154.042	154.042	154.042	154.042
Metal tanks.....	10	72		334.974	334.974	334.981	334.245	335.947
Metal tanks.....	10	7201		334.974	334.974	334.981	334.245	335.947
Metal tanks, heavy gauge, including field-erected.....	10	720123		334.974	334.974	334.981	334.245	335.947
Sheet metal products.....	10	73		318.236	320.746	322.515	322.311	321.868
Sheet metal products.....	10	7301		318.236	320.746	322.515	322.311	321.868
Sheet metal air-conditioning ducts and stove pipe.....	10	730120	12/03	289.813	289.813	288.603	288.603	288.603
Sheet metal roofing and roof drainage equipment.....	10	730170	12/03	249.122	247.479	247.479	247.479	245.513
Sheet metal electronic enclosures.....	10	7301C	06/11	149.109	149.002	150.254	150.085	150.065
Steel sheet metal computer & peripheral equipment enclosures.....	10	7301C1	06/11	136.910	136.761	136.794	136.593	136.597
Aluminum sheet metal computer & peripheral equipment enclosures.....	10	7301C2	06/11	179.103	179.031	179.371	179.369	179.365
Other sheet metal electronic enclosures (excl. computers).....	10	7301C3	06/11	140.310	140.248	142.949	142.786	142.738
Other sheet metal work.....	10	7301G	06/11	137.223	140.224	142.220	142.009	141.947
Aluminum and other sheet metal work.....	10	7301G3	06/11	127.790	128.762	129.075	128.718	128.615
Structural, architectural, and pre-engineered metal products.....	10	74		369.196	365.967	364.439	365.931	367.460
Fabricated structural metal.....	10	7405		373.932	368.007	365.605	364.580	364.701
Fabricated structural metal bar joists and concrete reinforcing bars.....	10	74051		378.625	369.934	364.915	362.310	362.341

See footnotes at end of table.

Table 9. Producer price indexes for commodity and service groupings and individual items, not seasonally adjusted — Continued
 [May 2024, Index base 1982=100, unless otherwise indicated]

Title	Commodity code		Other index base	Unadjusted index ¹				
	Group code	Item code		Jan. 2024	Feb. 2024 ^P	Mar. 2024 ^P	Apr. 2024 ^P	May 2024 ^P
Fabricated structural iron & steel for industrial bldgs metal bar joists, short span.....	10	740510	06/11	180.584	179.849	179.840	179.840	179.840
Fabricated structural iron & steel for commercial, residential, institutional, & public bldgs.....	10	740514	06/11	220.057	213.928	210.258	208.352	208.374
Other fabricated structural metal, including for bridges.....	10	740555	06/82	365.770	362.235	362.058	362.369	362.564
Fabricated structural metal for bridges.....	10	740553	12/07	163.932	158.413	158.124	162.322	167.476
Other fabricated structural iron and steel, aluminum, and other metals..	10	740554	12/07	172.418	171.138	171.075	170.823	170.417
Custom roll form products.....	10	7407		215.574	215.437	215.437	215.437	215.437
Custom roll form products.....	10	740775	06/90	203.525	203.396	203.396	203.396	203.396
Ornamental and architectural metal work.....	10	7408	12/83	527.514	533.053	534.025	552.536	567.900
Iron, steel, and aluminum stairs, staircases and fire escapes.....	10	740803	12/83	584.229	584.229	584.229	632.699	685.443
Steel and aluminum fences, gates (not wire), and railings and window guards.....	10	740813	12/97	289.517	290.550	290.756	298.585	308.954
Other architectural and ornamental metal work.....	10	74082	12/97	301.837	306.471	307.874	308.475	309.076
Other aluminum and metal architectural and ornamental work.....	10	740821	12/08	208.516	208.516	211.071	211.071	211.071
Fabricated metal pipe, tube, and fittings.....	10	7411	12/11	152.471	151.535	150.837	150.248	148.425
Fabricated metal pipe, tube, and fittings.....	10	741151	12/11	152.471	151.535	150.837	150.248	148.425
Heat exchangers and steam condensers.....	10	75		439.288	439.607	439.769	439.796	445.834
Heat exchangers and steam condensers.....	10	7501		438.933	439.251	439.414	439.441	445.474
Heat exchangers and steam condensers (except for nuclear applications).....	10	750103		420.333	420.552	420.829	420.874	426.514
Fabricated steel plate.....	10	76		330.753	330.753	330.753	330.753	330.753
Fabricated steel plate.....	10	7601		330.753	330.753	330.753	330.753	330.753
Fabricated steel plate.....	10	760102	12/01	225.774	225.774	225.774	225.774	225.774
Prefabricated metal buildings.....	10	79		553.955	554.945	558.369	555.358	553.624
Prefabricated metal building systems (excl. farm service bldgs, residential bldgs, and parts).....	10	7901		586.443	586.456	592.589	586.820	585.688
Prefabricated metal building systems (excl. farm service bldgs, residential bldgs, and parts).....	10	790101	12/97	426.042	426.052	430.507	426.316	425.493
Farm service buildings and other prefabricated and portable buildings, steel and aluminum.....	10	7902		472.183	472.193	472.127	473.952	470.556
Farm service buildings and other prefabricated and portable buildings, steel and aluminum.....	10	790201	12/97	320.593	320.600	320.555	321.794	319.488
Panels, parts, and sections for prefabricated buildings, steel and aluminum.....	10	7903		429.045	434.076	430.526	433.487	431.297
Panels, parts, and sections for prefabricated buildings, steel and aluminum.....	10	790354		429.045	434.076	430.526	433.487	431.297
Miscellaneous metal products.....	10	8		226.858	227.692	228.015	228.567	228.840
Bolts, nuts, screws, rivets, and washers.....	10	81		322.171	327.771	329.379	331.667	331.400
Externally threaded fasteners, except aircraft types.....	10	8102	06/82	269.961	270.155	272.974	267.654	267.149
Hex bolts, including heavy, tap-and-joint.....	10	810206	06/82	210.162	210.110	215.248	217.502	218.692
Cap, set, machine, lag, flange, and self-locking screws, except aircraft types.....	10	810231		333.578	334.223	333.255	333.056	333.209
Other metal bolts, incl. square, round, plow, high-strength structural, and bent.....	10	810262	12/99	302.317	302.317	321.876	277.148	271.557
Other externally threaded metal fasteners, including studs, except aircraft types.....	10	810263	12/99	189.067	189.035	189.086	189.076	189.029
Internally threaded fasteners, except aircraft types.....	10	8103	06/82	155.597	155.596	156.220	156.219	156.219
Internally threaded fasteners, except aircraft types.....	10	810312	06/82	155.597	155.596	156.220	156.219	156.219
Nonthreaded metal fasteners, except aircraft types.....	10	8104	06/82	276.433	275.797	275.797	275.797	275.797
Nonthreaded metal fasteners, except aircraft types.....	10	810424	06/82	276.433	275.797	275.797	275.797	275.797
Aircraft fasteners, except plastics (including aerospace).....	10	8105	06/82	664.908	702.974	702.974	737.957	737.957
Aircraft fasteners, except plastics (including aerospace).....	10	810536	06/82	664.908	702.974	702.974	737.957	737.957
Formed products, except fasteners, made by cold-, warm-, or hot-heading processes.....	10	8106	06/82	301.272	301.272	301.272	-	-
Formed products, except fasteners, made by cold-, warm-, or hot-heading processes.....	10	810648	06/82	301.272	301.272	301.272	-	-
Lighting fixtures.....	10	83		223.963	225.153	226.673	226.527	228.278
Residential electric lighting fixtures, except portable.....	10	8302		255.023	255.028	255.029	255.025	255.720
Residential electric lighting fixtures, except portable.....	10	830225	06/98	176.814	176.818	176.818	176.815	177.297
Commercial, institutional and industrial electric lighting fixtures.....	10	8303		245.906	248.184	250.265	249.970	253.372
Commercial and institutional electric lighting fixtures, including parts and accessories.....	10	830302	12/04	163.442	165.190	166.837	166.603	169.296
Industrial electric lighting fixtures, including parts and accessories.....	10	830304	12/04	195.563	195.902	195.902	195.902	195.902
Other lighting equipment.....	10	8305		207.141	207.298	208.506	208.506	208.560
Outdoor lighting equipment (including parts and accessories).....	10	830522	06/85	205.355	205.355	205.355	205.355	205.355
All other miscellaneous electric and nonelectric lighting equipment, incl parts and accessories.....	10	830524	06/85	133.625	133.797	135.118	135.118	135.176
Ammunition, except for small arms.....	10	85	12/85	238.068	238.068	239.906	239.906	239.906
Ammunition, except for small arms.....	10	8501	12/85	238.068	238.068	239.906	239.906	239.906
Ammunition, except for small arms.....	10	850101	12/85	238.068	238.068	239.906	239.906	239.906

See footnotes at end of table.

Table 9. Producer price indexes for commodity and service groupings and individual items, not seasonally adjusted — Continued
 [May 2024, Index base 1982=100, unless otherwise indicated]

Title	Commodity code		Other index base	Unadjusted index ¹				
	Group code	Item code		Jan. 2024	Feb. 2024 ^P	Mar. 2024 ^P	Apr. 2024 ^P	May 2024 ^P
Ordnance and ordnance accessories, n.e.c.....	10	86	12/85	250.190	250.190	250.190	250.190	250.190
Ordnance and ordnance accessories, n.e.c.....	10	8601	12/85	250.190	250.190	250.190	250.190	250.190
Ordnance and ordnance accessories, n.e.c.....	10	860101	12/85	250.190	250.190	250.190	250.190	250.190
Fabricated ferrous wire products.....	10	88	06/82	331.367	331.599	330.838	330.435	330.035
Ferrous wire rope, cable, forms and strand.....	10	8801	06/82	305.494	305.581	305.879	306.037	305.811
Ferrous wire rope, cable, forms and strand.....	10	880101	06/82	305.494	305.581	305.879	306.037	305.811
Ferrous wire cloth, other woven wire products.....	10	8807	06/82	215.107	215.107	215.107	213.882	213.882
Ferrous wire cloth, other woven wire products.....	10	880701	06/82	215.107	215.107	215.107	213.882	213.882
Other fabricated ferrous wire products.....	10	8809	06/82	331.244	331.591	330.400	329.856	329.759
Steel fencing and fence gates.....	10	880993	06/09	141.015	142.129	142.057	142.057	141.746
Other fabricated ferrous wire products, n.e.c.....	10	880996	12/11	155.280	155.280	154.649	154.355	154.355
Steel nails, staples, tacks, spikes and brads.....	10	8812	06/09	210.993	210.662	210.324	210.287	206.773
Steel nails, staples, tacks, spikes and brads.....	10	881201	06/09	210.993	210.662	210.324	210.287	206.773
Other miscellaneous metal products.....	10	89		207.411	207.788	207.906	208.440	208.639
Wire springs.....	10	8904		358.936	358.936	358.935	358.498	358.543
Precision mechanical wire springs.....	10	890424		283.194	283.194	283.192	282.121	282.156
Precision mechanical extension- and torsion-type wire springs.....	10	8904241	12/09	155.990	155.990	155.990	154.447	154.447
Precision mechanical compression-type springs.....	10	8904242	12/09	168.153	168.153	168.151	168.157	168.191
Other metal products.....	10	8905		187.416	187.886	187.941	188.499	188.688
Automotive job stampings.....	10	890507		130.706	131.603	131.258	131.831	131.715
Precision turned products, automotive.....	10	890521	12/83	163.938	163.938	163.938	163.938	163.938
Precision turned products, except automotive.....	10	890522	12/83	258.388	258.277	258.277	258.100	258.681
Metal powders, paste, and flake.....	10	890564	06/85	233.636	233.208	236.541	238.024	238.950
Powder metallurgy parts, except bearings, gears, etc.....	10	890571	12/91	139.227	139.553	139.553	139.656	139.645
Other fabricated metal products.....	10	890589	06/85	243.478	242.469	243.446	244.396	245.545
Metal stampings n.e.c.....	10	8907	06/84	257.415	257.058	257.990	258.382	258.615
Metal job stampings, except automotive.....	10	890701		293.369	292.712	294.844	295.035	295.464
Recreational vehicle metal job stamping.....	10	8907011	12/10	178.201	—	—	—	—
Motor and generator metal job stamping.....	10	8907012	12/10	119.169	—	—	—	115.930
Other metal job stampings.....	10	8907013	12/10	146.311	146.086	147.209	147.414	147.469
Other metal stampings, n.e.c., incl. stamped and pressed metal, and crowns and closures.....	10	890709	01/24	100.000	100.000	99.771	100.065	100.065
Metal foil and leaf.....	10	8908	12/84	211.582	211.537	211.582	212.112	212.112
Flexible packaging foil.....	10	890811	12/84	188.729	188.690	188.729	189.203	189.203
Heavy gauge springs.....	10	8909	06/04	291.458	291.799	290.445	290.661	291.316
Cold formed steel springs, except wire.....	10	890913	06/04	391.702	392.358	394.130	394.545	395.807
Machinery and equipment.....	11	—		177.271	177.949	178.293	178.890	179.038
Agricultural machinery and equipment.....	11	1		318.786	319.107	320.555	321.395	320.593
Agricultural machinery and equipment.....	11	14	12/02	199.572	199.773	200.679	201.205	200.703
Commercial turf and grounds care equipment, including parts and attachments.....	11	1401	12/02	161.988	162.060	162.302	163.267	163.443
Commercial turf and grounds care equipment, including parts and attachments.....	11	140111	12/02	161.988	162.060	162.302	163.267	163.443
Farm plows, harrows, rollers, pulverizers, etc., and attachments.....	11	1402	12/02	287.051	287.051	287.051	287.051	287.051
Farm plows, harrows, rollers, pulverizers, etc., and attachments.....	11	140211	12/02	287.051	287.051	287.051	287.051	287.051
Farm dairy equipment, sprayers and dusters, farm blowers, and attachments.....	11	1404	12/02	175.300	175.300	175.300	175.300	175.300
Farm dairy equipment, sprayers and dusters, farm blowers, and attachments.....	11	140411	12/02	175.300	175.300	175.300	175.300	175.300
Planting, seeding, and fertilizing machinery and attachments.....	11	1405	12/02	201.915	203.336	204.793	204.793	204.793
Planting, seeding, and fertilizing machinery and attachments.....	11	140511	12/02	201.915	203.336	204.793	204.793	204.793
Harvesting machinery (except hay and straw) and attachments.....	11	1406	12/82	341.410	341.410	341.410	341.989	336.298
Harvesting machinery (except hay and straw) and attachments.....	11	140611	12/82	341.410	341.410	341.410	341.989	336.298
Haying machinery and attachments.....	11	1407	12/82	327.818	327.818	328.716	332.422	332.422
Haying machinery and attachments.....	11	140711	12/82	327.818	327.818	328.716	332.422	332.422
All other farm machinery and equipment, excluding parts, including attachments.....	11	1408	12/02	237.686	237.766	240.240	240.742	240.742
All other farm machinery and equipment, excluding parts, including attachments.....	11	140811	12/02	237.686	237.766	240.240	240.742	240.742
Parts for farm machinery, for sale separately.....	11	1409	12/02	188.726	188.699	188.699	189.136	189.684
Parts for farm machinery, for sale separately.....	11	140911	12/02	188.726	188.699	188.699	189.136	189.684
Construction machinery and equipment.....	11	2		306.102	306.620	306.607	307.228	307.141
Tractors and attachments, ex. parts.....	11	2A	12/99	198.728	199.512	199.512	200.482	200.516
Construction machinery for mounting (excluding parts, winches, snow clearing attachments).....	11	2A03	12/99	190.374	195.184	195.184	195.184	195.184
Construction machinery for mounting (excluding parts, winches, snow clearing attachments).....	11	2A0302	12/99	190.374	195.184	195.184	195.184	195.184
Tractor shovel loaders (skid steer, wheel, crawler, and integral design backhoes).....	11	2A04		286.504	286.504	286.504	286.504	286.598

See footnotes at end of table.

Table 9. Producer price indexes for commodity and service groupings and individual items, not seasonally adjusted — Continued
 [May 2024, Index base 1982=100, unless otherwise indicated]

Title	Commodity code		Other index base	Unadjusted index ¹				
	Group code	Item code		Jan. 2024	Feb. 2024 ^P	Mar. 2024 ^P	Apr. 2024 ^P	May 2024 ^P
Tractor shovel loaders (skid steer, wheel, crawler, and integral design backhoes).....	11	2A0406	06/86	273.240	273.240	273.240	273.240	273.329
Construction wheel and crawler tractors, dozers, self-propelled log skidders, etc.....	11	2A05	12/03	196.055	196.055	196.055	198.906	198.906
Construction wheel and crawler tractors, dozers, self-propelled log skidders, etc.....	11	2A0501	12/03	196.055	196.055	196.055	198.906	198.906
Power cranes, draglines, & shovels (excavators) (incl. surface mining equipment) (excl. parts).....	11	2B	12/99	196.780	196.780	196.780	196.747	196.747
Power cranes, draglines, & shovels (excavators) (incl. surface mining equip.) (excluding parts).....	11	2B05	12/99	196.780	196.780	196.780	196.747	196.747
Power cranes, draglines, & shovels (excavators) (incl. surface mining equip.) (excluding parts).....	11	2B0504	12/99	196.780	196.780	196.780	196.747	196.747
Mixers, pavers, and related equipment (excluding parts).....	11	2C		327.922	327.922	327.922	327.922	325.717
Mixers, pavers, and related equipment (excluding parts).....	11	2C01		327.922	327.922	327.922	327.922	325.717
Mixers, pavers, and related equipment (excluding parts).....	11	2C0109	12/99	235.466	235.466	235.466	235.466	233.882
Off-highway, equipment, ex. parts.....	11	2D	12/99	216.993	216.993	216.993	216.088	216.088
Graders, rollers & compactors, rough-terrain forklifts, scrapers, trenchers, etc. (excl. parts).....	11	2D03	12/03	212.974	212.974	212.974	212.974	212.974
Graders, rollers & compactors, rough-terrain forklifts, scrapers, trenchers, etc. (excl. parts).....	11	2D0301	12/03	212.974	212.974	212.974	212.974	212.974
Misc. construction machinery and equipment.....	11	2J	12/05	180.214	180.487	180.435	180.435	180.588
Winches, aerial work platforms, and automotive wrecker hoists, including parts and attachments.....	11	2J01	12/05	189.959	189.961	190.241	190.241	190.241
Winches, aerial work platforms, and automotive wrecker hoists, including parts and attachments.....	11	2J0101	12/03	239.274	239.277	239.630	239.630	239.630
Other construction machinery and equipment (excluding parts).....	11	2J03	12/03	193.030	193.569	193.224	193.224	193.527
Other construction machinery and equipment (excluding parts).....	11	2J0301	12/03	193.030	193.569	193.224	193.224	193.527
Parts for construction machinery and equipment, sold separately.....	11	2K	12/99	210.901	211.576	211.666	214.281	214.280
Parts for construction machinery and equipment, sold separately.....	11	2K01	12/99	210.901	211.576	211.666	214.281	214.280
Parts for cranes, draglines, and shovels (including surface mining equipment) (sold separately).....	11	2K0101	12/11	185.129	185.128	185.309	189.289	189.289
Parts for off-highway wheel tractors and shovel loaders (sold separately).....	11	2K0102	12/11	137.990	136.164	136.164	136.164	136.164
Parts for other construction machinery (sold separately).....	11	2K0103	12/11	143.855	145.075	145.075	145.956	145.954
Metalworking machinery and equipment.....	11	3		246.731	247.582	248.429	249.239	250.440
Power-driven handtools, including parts and attachments.....	11	32		236.252	236.253	236.253	236.260	244.247
Power-driven handtools, including parts and attachments.....	11	3211	12/04	160.926	160.927	160.927	160.932	166.373
Power-driven handtools, including parts and attachments.....	11	321101	12/04	160.926	160.927	160.927	160.932	166.373
Power-driven handtools, pneumatic, hydraulic, and powder-actuated.....	11	3211011	06/11	160.650	160.652	160.652	160.660	167.005
Power-driven handtools, electric (except battery powered), including parts.....	11	3211014	06/11	152.600	152.600	152.600	152.600	156.457
Welding machines and equipment.....	11	33		397.756	403.306	409.969	409.969	409.851
Arc welding machines, components, and accessories, excluding electrodes and stud welding equip.....	11	3301		430.751	438.752	449.116	449.116	449.116
Arc welding machines, components, and accessories, excluding electrodes and stud welding equip.....	11	330175	12/97	283.009	288.266	295.076	295.076	295.076
Resistance welders, components, accessories, and electrodes.....	11	3302		301.810	308.087	308.087	308.087	308.087
Resistance welders, components, accessories, and electrodes.....	11	330276	12/84	279.692	285.509	285.509	285.509	285.509
Gas welding and cutting equipment, parts, attachments, and accessories.....	11	3304		279.228	279.229	279.374	279.374	277.996
Gas welding and cutting equipment, parts, attachments, and accessories.....	11	330461	06/83	274.637	274.638	274.780	274.780	273.425
Other welding equipment, components, and accessories (excluding arc, resistance, and gas).....	11	3306	12/00	156.073	156.073	156.461	156.461	156.461
Other welding equipment, components, and accessories (excluding arc, resistance, and gas).....	11	330629	12/00	156.073	156.073	156.461	156.461	156.461
Industrial process furnaces and ovens.....	11	34		279.215	280.496	280.706	281.596	285.657
Industrial process furnaces and ovens, except parts and attachments.....	11	3407	12/04	171.909	172.813	172.906	174.523	175.746
Industrial process furnaces and ovens, except parts and attachments.....	11	340711	12/04	171.909	172.813	172.906	174.523	175.746
Parts and attachments for industrial process furnaces and ovens.....	11	3409	06/11	148.332	148.730	148.929	146.786	152.068
Parts and attachments for industrial process furnaces and ovens.....	11	340901	06/11	148.332	148.730	148.929	146.786	152.068
Cutting tools and accessories.....	11	35		231.883	232.323	232.502	238.174	238.174
Small cutting tools.....	11	3501		215.060	215.204	215.430	222.577	222.577
End mills and milling cutters.....	11	350144	12/11	122.989	123.674	124.756	124.230	124.230
Threading tools, including blanks, tips and inserts.....	11	350145	12/11	121.970	121.970	121.970	121.970	121.970
Carbon and high-speed steel, shank, solid, tipped carbide twist drills.....	11	350146	12/11	130.943	130.943	130.943	130.943	130.943
Taps, carbide indexable, and throwaway inserts for machine tools.....	11	350147	12/11	139.342	139.342	139.342	139.342	139.342
Other cutting tools for machine tools, excluding tips and blanks.....	11	350149	12/11	123.324	123.324	123.324	129.442	129.442
Other machine tool attachments and accessories.....	11	3505	06/83	282.281	282.281	282.364	282.364	282.364
Other machine tool attachments and accessories.....	11	350501	06/83	282.281	282.281	282.364	282.364	282.364

See footnotes at end of table.

Table 9. Producer price indexes for commodity and service groupings and individual items, not seasonally adjusted — Continued
 [May 2024, Index base 1982=100, unless otherwise indicated]

Title	Commodity code		Other index base	Unadjusted index ¹				
	Group code	Item code		Jan. 2024	Feb. 2024 ^P	Mar. 2024 ^P	Apr. 2024 ^P	May 2024 ^P
Abrasive products.....	11	36		278.125	277.773	279.844	277.933	277.867
Nonmetallic sized grains, powders, and flour abrasives (incl. graded only).....	11	3601		199.383	199.383	199.383	199.383	199.383
Nonmetallic sized grains, powders, and flour abrasives (incl. graded only).....	11	360105	06/87	256.688	256.688	256.688	256.688	256.688
Nonmetallic abrasive products (including diamond abrasives).....	11	3603		271.062	271.691	272.760	273.065	272.774
Nonmetallic abrasive products (including diamond abrasives).....	11	360311	06/87	248.137	248.712	249.690	249.970	249.704
Nonmetallic coated abrasive products and buffing wheels, polishing wheels, and laps.....	11	3605		326.094	326.774	332.264	332.264	332.264
Nonmetallic coated abrasive products and buffing wheels, polishing wheels, and laps.....	11	360505		241.373	241.876	245.940	245.940	245.940
Metal cutting machine tools.....	11	37		233.042	233.278	233.295	233.380	234.194
Other metal-cutting machine tools.....	11	3720	12/09	125.636	125.685	125.701	125.702	125.812
Other metal-cutting machine tools.....	11	372041	12/09	125.636	125.685	125.701	125.702	125.812
Metal machining centers.....	11	3721	12/09	132.026	132.026	132.026	132.026	132.026
Metal machining centers.....	11	372121	12/09	132.026	132.026	132.026	132.026	132.026
Rebuilt metal-cutting machine tools and parts for metal-cutting machine tools.....	11	3753	12/02	161.825	162.910	162.910	162.910	166.984
Rebuilt metal-cutting machine tools and parts for metal-cutting machine tools.....	11	375311	12/02	161.825	162.910	162.910	162.910	166.984
Metal forming machine tools.....	11	38		296.306	297.951	297.951	298.037	298.037
Metal-forming machine tools (except rebuilt and parts).....	11	3826	12/09	153.364	154.612	154.612	154.678	154.678
Metal punching and shearing (power & manual), and bending and forming machines (power only).....	11	382611		219.539	219.539	219.539	220.238	220.238
Rebuilt metal-forming machine tools and parts for metal-forming machine tools.....	11	3852	12/02	160.175	160.175	160.175	160.175	160.175
Rebuilt metal-forming machine tools and parts for metal-forming machine tools.....	11	385205	12/02	160.175	160.175	160.175	160.175	160.175
Tools, dies, jigs, fixtures & ind. molds.....	11	39		191.115	191.610	191.610	192.087	193.045
Special tools, dies, jigs, and fixtures.....	11	3901		207.319	207.319	207.319	208.170	209.879
Special tools, dies, jigs, and fixtures.....	11	390135	12/03	136.016	136.016	136.016	136.574	137.696
Jigs and fixtures, including parts.....	11	3901351	06/10	141.842	141.842	141.842	142.140	142.140
Metalworking dies and die sets.....	11	3901353	06/10	121.344	121.344	121.344	121.344	121.344
Standard punches, industrial prototypes, die parts & other special tooling for dies.....	11	3901357	06/10	133.677	133.677	133.677	134.757	137.325
Industrial molds and mold boxes.....	11	3903		169.558	170.677	170.677	170.677	170.677
Industrial injection-type molds made of metal for plastics.....	11	390312	12/09	127.178	127.178	127.178	127.178	127.178
Other industrial molds and mold boxes.....	11	390331	12/09	136.192	137.503	137.503	137.503	137.503
Metalworking machinery n. e. c.....	11	3A	06/83	268.525	269.281	270.550	270.900	270.972
Rolling mill and other metalworking machinery, including assembly machines.....	11	3A03	09/23	100.835	101.119	101.596	101.727	101.754
Rolling mill and other metalworking machinery, including assembly machines.....	11	3A0310	09/23	100.835	101.119	101.596	101.727	101.754
General purpose machinery and equipment.....	11	4		334.015	336.122	336.902	339.321	340.214
Pumps, compressors, and equipment.....	11	41		363.177	364.736	367.143	367.296	368.942
Industrial pumps, except hydraulic fluid power pumps.....	11	4102		382.290	382.458	387.515	387.515	387.515
Industrial pumps, except hydraulic fluid power pumps.....	11	410212	12/97	243.920	244.026	247.253	247.253	247.253
Parts and attachments for air and gas compressors and vacuum pumps.....	11	4107	06/84	413.039	417.487	419.017	419.017	419.017
Parts and attachments for air and gas compressors, ex. refrigeration, ice making, & a/c.....	11	410701	06/84	413.039	417.487	419.017	419.017	419.017
Domestic water systems.....	11	4113	12/03	220.172	221.723	221.723	221.723	221.723
Domestic water systems.....	11	411311	12/03	220.172	221.723	221.723	221.723	221.723
Air and gas compressors and vacuum pumps.....	11	4115	06/05	231.251	233.337	235.411	235.767	236.900
Air and gas compressors and vacuum pumps.....	11	411501	06/05	231.251	233.337	235.411	235.767	236.900
Other pumps, including parts and attachments.....	11	4119	12/83	362.224	363.151	363.151	363.151	363.151
Parts and attachments for pumps.....	11	411911	12/83	431.466	432.052	432.052	432.052	432.052
All other pumps, including domestic sump, oil well, and oil field pumps.....	11	411915	12/97	197.511	198.121	198.121	198.121	198.121
Oil-well and oil-field pumps.....	11	4119153	12/09	128.013	128.267	128.267	128.267	128.267
Other pumps, except automotive circulating pumps, and measuring & dispensing pumps.....	11	4119155	12/09	163.415	163.991	163.991	163.991	163.991
Elevators, escalators, and other lifts.....	11	42		211.681	214.885	215.059	215.059	214.920
Elevators and moving stairways.....	11	4201		204.135	207.720	207.954	207.954	207.954
Elevators and moving stairways.....	11	420112	12/03	178.352	181.484	181.689	181.689	181.689
Parts and attachments for elevators and moving stairs (sold separately).....	11	4202		251.327	251.573	251.304	251.304	250.177
Parts and attachments for elevators and moving stairs (sold separately).....	11	420221		251.327	251.573	251.304	251.304	250.177
Fluid power equipment.....	11	43		365.974	367.011	366.645	372.392	374.211
Fluid power pumps and parts.....	11	4301		295.200	295.581	294.682	299.261	299.418
Fluid power pumps and motors, including parts.....	11	430114		295.200	295.581	294.682	299.261	299.418

See footnotes at end of table.

Table 9. Producer price indexes for commodity and service groupings and individual items, not seasonally adjusted — Continued
 [May 2024, Index base 1982=100, unless otherwise indicated]

Title	Commodity code		Other index base	Unadjusted index ¹				
	Group code	Item code		Jan. 2024	Feb. 2024 ^P	Mar. 2024 ^P	Apr. 2024 ^P	May 2024 ^P
Fluid power valves.....	11	4302		359.127	363.673	363.673	366.036	365.913
Fluid power valves.....	11	430201	12/82	350.350	354.786	354.786	357.091	356.971
Nonaerospace type hydraulic directional control valves.....	11	4302013	12/07	169.571	174.772	174.772	175.714	175.714
Nonaerospace type pneumatic directional control valves.....	11	4302015	12/07	171.847	172.354	172.354	174.485	173.848
Aerospace type fluid power valves.....	11	430201A	06/09	153.732	155.751	155.751	155.751	155.751
Fluid power cylinders, actuators, accumulators, cushions, & parts.....	11	4303		325.198	325.199	324.716	324.716	328.658
Non-aerospace hydraulic & all aerospace-type fluid power cylinders.....	11	430312	06/98	226.960	226.960	226.960	226.960	227.440
Parts for hydraulic & pneumatic cylinders and actuators.....	11	430315	06/98	283.520	283.525	281.774	281.774	294.322
Fluid power hose and tube fittings.....	11	4304		504.656	504.656	504.656	525.933	527.657
Fluid power hose and tube fittings.....	11	430406		504.656	504.656	504.656	525.933	527.657
Nonaerospace type flared (metal) fittings, couplings, and assemblies.....	11	4304062	06/09	146.363	146.363	146.363	146.363	147.503
Parts for fluid power valves.....	11	4305	06/91	242.706	242.706	242.706	242.706	242.706
Parts for fluid power valves.....	11	430501	06/91	242.706	242.706	242.706	242.706	242.706
Industrial material handling equipment.....	11	44		303.041	303.388	303.837	308.977	309.193
Conveying equipment, except parts and accessories.....	11	4402		302.713	303.426	303.426	316.152	316.935
Unit handling conveyors and conveying systems.....	11	440212	06/84	234.223	234.223	234.223	251.200	251.027
Unit handling gravity and trolley conveyors and conveying systems.....	11	4402122	06/09	132.023	132.023	132.023	146.882	146.878
All other unit handling conveyors, including tow, belt, roller, pneumatic, portable, etc.....	11	4402124	06/09	149.234	149.234	149.234	150.847	150.574
Bulk material handling conveyors and conveying systems.....	11	440216	06/84	337.683	339.522	339.522	340.234	342.581
Industrial trucks, trailers, and stackers.....	11	4403		287.560	287.558	287.653	287.670	287.670
Industrial trucks, tractors, mobile straddle carriers & cranes, & automatic stacking machines.....	11	44035	12/11	159.560	159.560	159.627	159.635	159.635
Work trucks with lifting & handling equipment, riding, electric, self-propelled.....	11	440353	06/02	238.824	238.824	238.824	238.848	238.848
Work trucks with lifting & handling equipment, non-riding electric or any non-electric.....	11	440356	06/02	191.546	191.546	191.540	191.534	191.534
Work trucks not fitted with lifting & handling equipment, electric or non-electric.....	11	440357	06/02	213.638	213.638	213.810	213.780	213.780
Bulk powered material moving equipment, dock boards, and metal pallets and skids.....	11	440358	06/02	204.519	204.519	204.519	204.680	204.680
Parts and attachments for industrial trucks and tractors.....	11	440378	12/86	367.971	367.957	367.957	367.988	367.988
Hoists, overhead cranes, and monorail systems.....	11	4404		361.147	362.276	366.571	368.948	367.694
Hoists and parts and attachments for hoists (sold separately).....	11	440481	12/84	337.740	340.500	343.517	347.702	347.702
Overhead traveling cranes and monorail systems, including parts and attachments sold separately.....	11	440485	12/84	343.105	342.137	347.414	347.325	344.729
Parts and accessories for conveyors and conveying systems.....	11	4406	09/18	141.107	140.959	140.959	141.842	142.083
Parts and accessories for unit handling conveyors and conveying systems.....	11	440601	06/84	297.364	297.364	297.364	302.739	304.211
Parts and accessories for bulk material handling conveyors and conveying systems.....	11	440602	06/84	512.043	511.218	511.218	511.218	511.218
Mechanical power transmission equipment.....	11	45		369.421	371.454	373.582	373.582	374.152
Speed changers, drives, gears.....	11	4501		361.440	361.551	363.942	363.942	365.428
Loose gear, pinions and racks.....	11	450108	12/83	262.862	262.862	264.183	264.183	264.183
Speed changers and industrial high speed drives & parts other than loose gearing.....	11	450117	12/03	211.579	211.703	213.404	213.404	215.056
Other power transmission equipment.....	11	4502	12/84	353.689	356.741	358.596	358.596	358.596
Mechanical power transmission equipment, excl. speed changers, drives, & gears.....	11	450212	12/03	234.498	236.951	238.443	238.443	238.443
Scales and balances.....	11	46		239.432	239.460	239.460	239.460	239.460
Vehicle and industrial scales.....	11	4611	12/91	207.199	207.199	207.199	207.199	207.199
Vehicle and industrial scales.....	11	461101	06/03	180.212	180.212	180.212	180.212	180.212
Motor truck and railroad track scales.....	11	4611011	12/10	155.136	155.136	155.136	155.136	155.136
Industrial scales (including automatic checkweigher and bulkweigher scales).....	11	4611012	12/10	177.611	177.611	177.611	177.611	177.611
Miscellaneous non-vehicle scales (crane, susp., tank, hopper, measuring dev, lab, bulk conveyor).....	11	4611013	12/10	152.004	152.004	152.004	152.004	152.004
Retail, commercial, household, and mailing scales and balances.....	11	4612	12/91	200.759	200.759	200.759	200.759	200.759
Retail, commercial, household, and mailing scales and balances.....	11	461201	06/03	184.286	184.286	184.286	184.286	184.286
Parts, attachments, and accessories for scales and balances.....	11	4613	12/91	279.104	279.327	279.327	279.327	279.327
Parts, attachments, and accessories for scales and balances.....	11	461301	06/03	272.737	272.955	272.955	272.955	272.955
Air purification equipment and industrial and commercial fans and blowers...	11	47		302.153	302.149	302.406	304.128	304.128
Fan, blower, air purification equipment.....	11	4701		302.153	302.149	302.406	304.128	304.128
Dust collection and other air purification equipment for cleaning incoming air.....	11	470143	12/83	257.073	257.065	257.121	257.121	257.121
Air filters for air-conditioners and furnaces, etc., of 2400 CFM or less, except parts.....	11	4701431	06/09	168.614	168.614	168.614	168.614	168.614
Other dust collection and air purification equipment, except parts.....	11	4701432	06/09	147.706	147.685	147.818	147.818	147.818
Parts for dust collection and air purification equipment.....	11	4701433	06/09	144.207	144.207	144.207	144.207	144.207
Industrial and commercial fans and blowers.....	11	470145	12/03	236.172	236.172	236.578	239.587	239.587

See footnotes at end of table.

Table 9. Producer price indexes for commodity and service groupings and individual items, not seasonally adjusted — Continued
 [May 2024, Index base 1982=100, unless otherwise indicated]

Title	Commodity code		Other index base	Unadjusted index ¹				
	Group code	Item code		Jan. 2024	Feb. 2024 ^P	Mar. 2024 ^P	Apr. 2024 ^P	May 2024 ^P
Centrifugal blower filter units, and classes I-IV centrifugal fans, except parts.....	11	4701452	06/09	193.657	193.657	194.444	194.444	194.444
Other centrifugal fans and blowers, except parts.....	11	4701453	06/09	188.781	188.781	189.070	—	—
Axial fans and industrial propeller fans, except parts.....	11	4701457	06/09	162.606	162.606	162.675	162.890	162.890
Power roof ventilators, except parts.....	11	4701458	06/09	162.155	162.155	162.155	175.331	175.331
Parts and accessories for fans and blowers.....	11	4701459	06/09	183.117	183.117	183.274	183.274	183.274
Air conditioning and refrigeration equip.....	11	48		293.314	297.110	296.000	298.894	299.865
Unitary air-conditioners, except air source heat pumps.....	11	4802		269.767	275.813	269.857	278.088	278.809
Unitary air-conditioners, except air source heat pumps.....	11	480222	06/97	219.967	224.897	220.040	226.752	227.339
Commercial refrigeration equipment.....	11	4803		404.761	409.984	410.004	410.004	411.468
Commercial refrigeration equipment.....	11	480331	06/97	262.343	265.728	265.741	265.741	266.690
All other miscellaneous refrigeration and air-conditioning equipment.....	11	4806		352.280	352.280	361.493	361.493	361.493
All other miscellaneous refrigeration and air-conditioning equipment.....	11	480631	06/97	243.951	243.951	250.331	250.331	250.331
Heat transfer equipment, including heat pumps.....	11	4807	12/11	171.640	173.394	173.510	174.535	175.859
Heat transfer equipment, except dehumidifiers.....	11	480732	12/03	250.400	253.172	252.380	253.971	253.813
Heat pumps.....	11	480734	12/09	142.151	142.980	145.894	146.464	153.692
Parts and accessories for air conditioning and heat transfer equipment.....	11	4809	12/89	268.343	270.189	270.261	270.261	270.261
Parts and accessories for air conditioning and heat transfer equipment.....	11	480901	12/89	268.343	270.189	270.261	270.261	270.261
Refrigeration condensing units.....	11	4815	01/19	159.721	159.721	159.721	159.721	159.721
Refrigeration condensing units.....	11	481511	01/19	159.721	159.721	159.721	159.721	159.721
Miscellaneous general purpose equipment.....	11	49		367.853	370.519	373.137	373.692	374.290
Metal valves, except fluid power.....	11	4902	12/82	438.890	440.269	443.031	444.021	444.209
Gates, globes, angles, and checks.....	11	490201	12/82	478.001	478.996	479.283	481.167	481.704
Gates, globes, angles, straightway (Y-type) checks, stop & check, 3- & 4-way, etc.....	11	4902011	06/09	168.961	169.818	170.066	171.112	171.575
Industrial valves for water works and municipal equipment.....	11	4902012	06/09	161.681	161.681	161.681	162.066	162.066
Industrial ball valves, incl. manual and power operated.....	11	490202	12/82	553.690	557.256	570.177	570.178	570.179
Industrial butterfly valves, incl. manual and power operated.....	11	490203	12/82	310.014	319.764	326.735	328.419	328.419
Industrial plug valves.....	11	490204	12/82	325.431	325.431	325.431	325.431	325.431
Other industrial valves, including nuclear.....	11	490209	12/82	399.825	401.123	402.496	403.339	403.373
Automatic regulating and control valves.....	11	490211	12/98	261.260	261.260	263.676	263.710	263.710
Metal pipe fittings, flanges, and unions.....	11	4903	12/82	475.973	475.780	487.886	487.857	497.153
Metal pipe fittings, flanges, and unions.....	11	490301	12/82	475.973	475.780	487.886	487.857	497.153
Ball and roller bearings.....	11	4905		335.083	343.370	345.187	345.187	344.550
Ball bearings, complete, unmounted.....	11	490531	12/03	169.248	169.893	171.940	171.940	171.876
Mounted bearings, except plain.....	11	490534	06/83	481.972	482.224	482.561	482.561	477.803
Parts and components for ball and roller bearings, incl. balls and rollers.....	11	490535	06/83	194.509	192.411	194.350	194.350	191.439
Tapered roller bearings (including cups & cones), unmounted.....	11	490537	06/83	390.775	398.687	406.224	406.224	—
Other roller bearings, unmounted.....	11	490538	06/83	370.601	397.659	388.584	388.584	388.584
Industrial patterns.....	11	4907	12/84	207.534	207.534	208.937	208.851	208.848
Industrial patterns.....	11	490701	12/84	207.534	207.534	208.937	208.851	208.848
Filters and strainers.....	11	4908	12/84	332.370	332.294	333.019	332.431	332.092
Filters and strainers, except fluid power.....	11	490805	12/03	200.399	201.557	202.314	201.700	201.346
Industrial filters and strainers and reusable media, except fluid power.....	11	4908051	12/11	148.456	149.524	149.524	148.953	148.615
Nonreusable media for filters and strainers, except fluid power.....	11	4908052	12/11	145.382	145.442	147.223	147.223	147.274
Parts and accessories for filters and strainers, except fluid power.....	11	4908053	12/11	159.935	159.935	164.451	164.451	164.451
Other miscellaneous general purpose equipment.....	11	4911	12/84	261.590	263.995	265.120	266.102	265.960
Other miscellaneous general purpose equipment.....	11	491102	06/07	155.087	156.513	157.180	157.762	157.678
Electronic computers and computer equipment.....	11	5	02/23	98.423	98.316	98.198	98.817	97.670
Electronic computers.....	11	51	02/23	99.914	99.636	99.239	100.794	98.544
Electronic computers.....	11	5101	02/23	99.914	99.636	99.239	100.794	98.544
Personal computers and workstations (excluding portable computers).....	11	510114	02/23	100.348	100.099	99.976	100.627	100.580
Portable computers, laptops, tablets and other single user computers.....	11	510115	02/23	97.046	96.997	95.888	95.897	95.544
Host computers, multiusers (mainframes, UNIX and PC servers).....	11	510116	02/23	98.503	98.191	97.779	99.636	96.850
Computer storage devices.....	11	52	12/04	47.483	47.483	47.546	47.584	47.026
Computer storage devices (except parts, attachments and accessories).....	11	5201	12/04	46.855	46.855	46.919	46.958	46.389
Computer storage devices (except parts, attachments and accessories).....	11	520101	12/04	46.855	46.855	46.919	46.958	46.389
Computer peripheral equipment and parts.....	11	54	12/98	85.281	85.283	85.283	85.280	85.336
Parts, attachments, and accessories for computer terminals and peripherals.....	11	5405	12/98	152.930	152.930	152.930	152.930	152.930
Parts, attachments, and accessories for computer terminals and peripherals.....	11	540501	12/98	152.930	152.930	152.930	152.930	152.930
Computer terminals (including POS and funds-transfer devices) and other computer peripherals.....	11	5406	06/99	62.196	62.199	62.199	62.194	62.276
Computer terminals (including POS and funds-transfer devices) and other computer peripherals.....	11	540602	06/07	65.013	65.016	65.017	65.012	65.097

See footnotes at end of table.

Table 9. Producer price indexes for commodity and service groupings and individual items, not seasonally adjusted — Continued
 [May 2024, Index base 1982=100, unless otherwise indicated]

Title	Commodity code		Other index base	Unadjusted index ¹				
	Group code	Item code		Jan. 2024	Feb. 2024 ^P	Mar. 2024 ^P	Apr. 2024 ^P	May 2024 ^P
Special industry machinery and equipment.....	11	6		281.671	282.641	282.877	283.800	285.436
Food products machinery.....	11	61		383.242	383.539	383.539	383.539	383.539
Dairy and milk products plant machinery and equipment.....	11	6101		364.909	364.909	364.909	364.909	364.909
Dairy and milk products plant machinery and equipment.....	11	610111	12/83	356.968	356.968	356.968	356.968	356.968
Commercial food products machinery (except packaging and cooking equipment).....	11	6104		340.605	340.799	340.799	340.799	340.799
Commercial food products machinery (except packaging and cooking equipment).....	11	610409	12/83	336.025	336.217	336.217	336.217	336.217
Industrial food products machinery for processing foods, beverages, & animal & fowl feed.....	11	6105	12/83	390.380	390.865	390.865	390.865	390.865
Industrial food products machinery for processing foods, beverages, & animal & fowl feed.....	11	610501	12/83	390.380	390.865	390.865	390.865	390.865
Other industrial food and feed machinery.....	11	6105012	12/12	149.792	149.899	149.899	149.899	149.899
Machinery for sorting, grading, and cleaning fruits, vegetables, eggs, and for processing meat.....	11	6105013	12/12	159.216	159.216	159.216	159.216	159.216
Parts and attachments for industrial food and feed products machinery.....	11	6105014	12/12	145.182	146.838	146.838	146.838	146.838
Textile machinery and equipment.....	11	62		185.571	185.571	185.571	185.571	185.571
Textile machinery (except parts, attachments, and accessories).....	11	6212	06/86	158.331	158.331	158.331	158.331	158.331
Textile machinery (except parts, attachments, and accessories).....	11	621201	06/86	158.331	158.331	158.331	158.331	158.331
Textile machinery parts and attachments.....	11	6277		202.872	202.872	202.872	202.872	202.872
Textile machinery parts and attachments.....	11	627701	06/86	182.071	182.071	182.071	182.071	182.071
Sawmill and woodworking machinery.....	11	63		314.908	316.169	317.044	316.922	316.922
Sawmill and woodworking machinery.....	11	6306	12/04	211.702	212.550	213.138	213.056	213.056
Sawmill and woodworking machinery, excluding parts and attachments (sold separately).....	11	630602	06/12	182.987	183.848	184.193	184.179	184.179
Parts, attachments, & accessories for sawmill & woodworking machinery.....	11	630603	06/12	164.454	164.454	165.750	165.395	165.395
Paper industries machinery.....	11	64		280.395	281.150	282.964	283.177	283.177
Paper industries machinery.....	11	6401	06/82	280.395	281.150	282.964	283.177	283.177
Paper industries machinery, excluding parts & attachments (sold separately).....	11	640114	12/03	150.864	151.160	152.590	152.579	152.579
Parts and attachments for paper industries machinery.....	11	640115	12/03	183.771	184.566	184.513	184.994	184.994
Printing trades machinery and equipment.....	11	65		184.052	182.966	183.952	183.557	183.079
Other printing machinery and equipment.....	11	6509	12/82	174.089	172.762	173.967	173.484	172.900
Other printing machinery and equipment, incl. pre-press preparation equipment & plates.....	11	650912	06/09	105.063	103.454	104.682	104.096	103.389
Parts, attachments, & accessories for printing trades machinery.....	11	650913	06/09	121.971	121.971	122.288	122.288	122.288
Other special industry machinery.....	11	66		260.666	261.897	262.018	263.536	267.438
Plastics and rubber working machinery.....	11	6603		232.423	232.423	232.423	232.423	232.423
Plastics working machinery and equipment, excluding patterns and molds, including parts.....	11	66039	09/15	107.596	107.596	107.596	107.596	107.596
Plasticworking machinery (excluding parts).....	11	660391	12/08	112.246	112.246	112.246	112.246	112.246
Parts for plasticworking machinery.....	11	660395	12/08	130.202	130.202	130.202	130.202	130.202
Miscellaneous special industry machinery.....	11	6606		254.760	256.158	256.295	258.019	262.452
Semiconductor manufacturing machinery and parts.....	11	660638	06/87	125.241	125.281	125.479	125.608	132.003
Packing, packaging, and bottling machinery and parts.....	11	67		375.594	380.828	383.351	385.567	385.567
Packing, packaging, and bottling machinery and parts.....	11	6705	06/06	183.543	186.101	187.334	188.417	188.417
Packing, packaging, and bottling machinery, excluding parts.....	11	670501	06/06	176.249	178.652	179.779	180.810	180.810
Parts for packing, packaging, and bottling machinery.....	11	670502	12/83	369.434	374.919	377.758	379.994	379.994
Service industry machinery and parts.....	11	68		320.503	320.521	320.069	320.457	320.485
Service industry machinery and parts.....	11	6801	06/82	320.503	320.521	320.069	320.457	320.485
Commercial cooking and food warming equipment (incl. parts).....	11	68013	12/03	231.091	231.098	229.808	229.808	229.890
Commercial cooking equipment incl. ranges, deep-fat fryers, etc. except electric.....	11	680131	12/11	188.363	188.363	186.066	186.066	186.066
Commercial electric cooking equipment, incl. ranges, deep-fat fryers, etc.....	11	680132	12/11	154.294	154.307	154.059	154.059	154.207
Parts and accessories for commercial cooking and food warming equipment.....	11	680133	12/11	147.230	147.230	147.230	147.230	147.230
Other service industry machinery, incl. electronic teaching mach. & auto. maintenance equipment.....	11	68014	05/23	101.243	101.250	101.246	101.409	101.409
Coin-operated machines and mechanisms (incl. parts).....	11	680141	05/18	104.766	104.766	104.766	104.766	104.766
Commercial laundry and drycleaning machinery products (incl. parts).....	11	680143	06/03	200.936	200.936	200.936	200.936	200.936
Commercial and industrial floor & carpet cleaning machines, ex. vacuum cleaners (incl. parts).....	11	680145	09/16	148.061	148.061	148.061	148.061	148.061
Electronic teaching machines, teaching aids, etc., (incl. kits and parts).....	11	680147	09/16	104.281	104.281	104.281	104.281	—
All other parts and attachments for service industry equipment.....	11	680148	12/11	138.778	139.163	139.163	142.741	142.741
Other service industry equipment.....	11	680149	09/16	134.805	134.805	134.796	135.038	135.038
Electrical machinery and equipment.....	11	7		136.386	136.743	137.001	137.108	136.898
Wiring devices.....	11	71		364.714	366.882	366.691	365.929	367.153

See footnotes at end of table.

Table 9. Producer price indexes for commodity and service groupings and individual items, not seasonally adjusted — Continued
 [May 2024, Index base 1982=100, unless otherwise indicated]

Title	Commodity code		Other index base	Unadjusted index ¹				
	Group code	Item code		Jan. 2024	Feb. 2024 ^P	Mar. 2024 ^P	Apr. 2024 ^P	May 2024 ^P
Current-carrying wiring devices.....	11	7101		268.657	269.127	269.160	269.281	270.465
Current-carrying switches for electrical circuitry (including vehicular switches).....	11	710143	12/99	185.538	184.878	184.843	185.497	183.171
Current-carrying wire connectors for electrical circuitry.....	11	710144	12/99	182.744	182.743	185.515	184.412	190.297
Current-carrying wiring devices n.e.c.....	11	710147	06/06	192.825	193.701	192.770	193.034	193.428
Noncurrent-carrying wiring devices.....	11	7102		486.626	491.836	491.225	488.802	489.855
Noncurrent-carrying electrical conduit and conduit fittings, incl.plastic conduit & fittings.....	11	710216	12/04	241.629	241.435	240.516	237.205	238.392
Other noncurrent-carrying wiring devices and supplies (boxes, covers, bar hangers, etc.).....	11	710217	12/04	208.833	221.237	221.087	222.116	222.137
Porcelain, steatite, and other ceramic electrical products.....	11	710252	12/03	192.346	193.521	194.472	194.737	194.737
Integrating and measuring instruments.....	11	72		186.068	186.219	186.219	187.372	187.637
Test equipment for electrical, radio, & communication circuits & motors. . .	11	7205	12/83	175.563	175.705	175.705	176.793	177.043
Test equipment for electrical, radio, & communication circuits & motors.....	11	720501		184.983	185.132	185.132	186.279	186.542
Motors, generators, motor generator sets.....	11	73		292.604	292.604	296.215	296.215	296.215
Fractional horsepower motors and generators.....	11	7303	06/83	216.636	216.636	218.480	218.480	218.480
Fractional horsepower motors and generators.....	11	730312	12/99	162.995	162.995	164.383	164.383	164.383
Integral horsepower motors and generators (excluding land transportation types).....	11	7304	06/83	407.349	407.349	417.627	417.627	417.627
Integral horsepower motors and generators (excluding land transportation types).....	11	730405	12/99	283.635	283.635	290.792	290.792	290.792
Parts and supplies for motors and generators.....	11	7309	06/83	322.876	322.876	336.965	336.965	336.965
Parts and supplies for motors and generators.....	11	730901	06/83	322.876	322.876	336.965	336.965	336.965
Other motors and generators.....	11	7311	06/06	159.243	159.243	158.408	158.408	158.408
Other motors and generators.....	11	731101	06/06	159.243	159.243	158.408	158.408	158.408
Prime mover generator sets, except steam & hydraulic turbine.....	11	7311012	12/14	139.630	139.630	139.630	139.630	139.630
Transformers and power regulators.....	11	74		392.773	392.773	394.517	390.643	390.643
Power and distribution transformers, except parts.....	11	7409	12/99	343.229	343.229	343.229	339.140	339.140
Other transformers and parts for transformers.....	11	7411	12/99	228.088	228.088	233.977	233.977	233.977
Switchgear, switchboard, industrial controls equipment.....	11	75		333.754	335.376	337.636	338.117	340.241
Industrial controls and related parts and accessories.....	11	7507		318.983	319.484	320.125	320.553	320.553
Industrial controls and related parts and accessories.....	11	750799	06/85	303.589	304.067	304.677	305.084	305.084
General-purpose industrial controls.....	11	7507991	06/11	166.777	166.817	167.358	167.619	167.619
Parts for industrial controls and motor-control accessories.....	11	7507992	06/11	143.437	145.517	145.517	145.517	145.517
Specific-purpose industrial controls.....	11	7507993	06/11	134.917	134.917	134.917	135.095	135.095
Switchgear and switchboard apparatus.....	11	7522	06/05	194.474	195.827	197.735	198.028	200.056
Switchgear and switchboard apparatus.....	11	752201	06/05	194.474	195.827	197.735	198.028	200.056
Low voltage panelboards and distribution boards, 1000 volts or less..	11	7522013	12/07	157.049	160.230	160.230	160.230	162.039
Switchgear, except relays and ducts.....	11	752201A	12/07	193.603	194.593	197.346	197.663	200.439
Communications and related equipment and miscellaneous electronic systems & equipment.....	11	76	12/85	135.793	136.298	136.555	136.543	136.597
Telephone and wireline data networking equipment.....	11	7601	12/85	91.922	92.405	92.406	92.406	92.604
Other communications and related equipment, including broadcast and wireless.....	11	7603	06/13	110.640	111.501	111.508	111.481	111.569
Broadcast, studio, and related electronic equipment.....	11	760301	12/85	120.931	121.836	121.501	121.709	121.655
Radio station and wireless communication equipment.....	11	760302	12/85	102.162	103.076	103.076	103.026	103.061
Radio station equipment.....	11	7603022	06/13	116.683	119.238	119.238	118.525	119.023
Other broadcast and wireless communications systems and equipment.....	11	7603023	06/13	114.666	115.647	115.647	115.647	115.647
Intercommunications, alarm and traffic control systems.....	11	760303	12/85	165.430	165.735	166.032	166.032	166.664
Alarm systems, including electric sirens and horns.....	11	7603031	06/08	134.738	134.738	134.848	134.848	134.848
Intercommunications systems, including inductive paging systems....	11	7603033	06/08	155.628	154.210	154.210	154.210	154.210
Electronic systems and equipment, n.e.c.....	11	7605	12/03	150.500	150.500	150.500	150.500	150.500
Electronic systems and equipment, n.e.c.....	11	760512	12/03	150.500	150.500	150.500	150.500	150.500
Search, detection, navigation & guidance systems and equipment.....	11	7606	06/04	170.354	170.610	171.198	171.198	171.198
Search, detection, navigation & guidance systems and equipment.....	11	760613	06/04	170.354	170.610	171.198	171.198	171.198
Search, detection, navigation & guidance systems and equipment primary to 3345113.....	11	760613P	12/07	162.351	162.598	163.164	163.164	163.164
Electric lamp bulbs, tubes, and components.....	11	77		108.985	108.985	108.985	108.985	108.985
Electric lamp bulbs, tubes, and components.....	11	7704	12/04	84.089	84.089	84.089	84.089	84.089
Electric lamp bulbs, tubes, and components.....	11	770401	12/04	84.089	84.089	84.089	84.089	84.089
Electronic components and accessories.....	11	78		68.590	68.584	68.644	68.845	68.281
Relays for electronic circuitry, industrial control overload, and switchgear type.....	11	7821		290.448	290.448	290.448	290.448	290.448
Relays for electronic circuitry, industrial control overload, and switchgear type.....	11	782119	06/90	215.941	215.941	215.941	215.941	215.941
Switches, mechanical, for electronic circuitry.....	11	7822	06/82	262.543	272.938	272.938	272.938	272.938
Switches, mechanical, for electronic circuitry.....	11	782299	06/82	262.543	272.938	272.938	272.938	272.938
Connectors for electronic circuitry.....	11	7824		255.021	254.396	259.376	260.921	259.250

See footnotes at end of table.

Table 9. Producer price indexes for commodity and service groupings and individual items, not seasonally adjusted — Continued
 [May 2024, Index base 1982=100, unless otherwise indicated]

Title	Commodity code		Other index base	Unadjusted index ¹				
	Group code	Item code		Jan. 2024	Feb. 2024 ^P	Mar. 2024 ^P	Apr. 2024 ^P	May 2024 ^P
Connectors for electronic circuitry.....	11	782481	12/11	147.307	146.946	149.823	150.715	149.750
Filters, crystals, and transducers.....	11	7828	06/82	119.624	119.624	119.624	119.624	119.624
Filters, crystals, and transducers.....	11	782890	06/82	119.624	119.624	119.624	119.624	119.624
Crystal, filter, piezoelectric, and other related electronic devices (exc. microwave filters).....	11	7828901	06/82	123.283	123.283	123.283	123.283	123.283
Integrated microcircuits.....	11	7839	06/05	32.226	32.161	32.090	32.185	32.042
Integrated microcircuits.....	11	783911	06/05	32.226	32.161	32.090	32.185	32.042
Other semiconductor and related devices.....	11	7847	06/05	79.816	79.816	79.816	80.732	78.514
Other semiconductor devices, including parts (such as chips, wafers and heat sinks).....	11	784711	06/05	77.755	77.755	77.755	78.648	76.487
Bare printed circuit boards.....	11	7849	12/00	129.072	128.435	128.435	128.435	128.435
Bare printed circuit boards.....	11	784901	06/82	135.032	134.365	134.365	134.365	134.365
Electronic coils, transformers, and other inductors.....	11	7853	06/82	254.738	258.500	258.500	258.500	258.500
Electronic coils, transformers, and other inductors.....	11	785399	06/00	174.871	177.453	177.453	177.453	177.453
Capacitors and resistors for electronic circuitry.....	11	7854	12/22	109.525	109.986	109.986	109.986	109.986
Capacitors for electronic circuitry.....	11	785411	12/02	199.718	200.751	200.751	200.751	200.751
Microwave components, electron tubes, and other electronic components, n.e.c.....	11	7856	06/00	180.685	180.685	180.685	180.685	180.685
Printed circuit assemblies, loaded boards, modules and consumer external modems.....	11	7861	06/82	81.343	81.308	81.332	80.909	80.584
Printed circuit assemblies, loaded boards, modules and consumer external modems.....	11	786199	06/82	81.343	81.308	81.332	80.909	80.584
Miscellaneous electrical machinery and equipment.....	11	79		138.362	138.913	138.925	138.988	138.845
Storage batteries.....	11	7901		244.539	244.759	244.592	243.664	243.664
Storage batteries, lead acid type, BCI dimensional group 8D or smaller.....	11	790103	12/84	258.644	258.644	259.923	258.374	258.374
Storage batteries, lead acid type, larger than BCI dimensional group 8D.....	11	790104	12/84	316.396	317.467	309.651	309.651	309.651
Storage batteries (excluding lead acid), including parts for all storage batteries.....	11	790105	12/84	259.133	259.594	259.594	259.594	259.594
Primary batteries.....	11	7902		233.678	233.482	233.379	233.045	225.792
Primary batteries.....	11	790229	12/03	151.562	151.435	151.368	151.152	146.447
Carbon and graphite products.....	11	7903		238.759	238.946	238.914	241.901	241.817
X-ray and electromedical equipment.....	11	7905		93.155	93.598	93.601	93.613	93.642
Irradiation equipment.....	11	790512	06/85	125.855	126.906	126.906	126.906	126.906
Electromedical equipment, including diagnostic, therapeutic and patient monitoring equipment.....	11	790541	06/09	103.467	103.892	103.898	103.916	103.960
Miscellaneous electrical industrial apparatus.....	11	7929	12/85	178.649	180.107	180.107	180.107	180.107
Rectifying apparatus.....	11	792902	12/85	210.822	216.403	216.403	216.403	216.403
Other electrical equipment for industrial use, except for electronic circuitry.....	11	792904	12/03	149.937	149.937	149.937	149.937	149.937
All other electrical equipment and components, except industrial.....	11	7939	12/06	134.301	134.301	142.870	142.870	142.870
All other electrical equipment and components, except industrial.....	11	793901	12/06	134.301	134.301	142.870	142.870	142.870
Miscellaneous instruments.....	11	8		251.135	252.494	253.459	254.897	255.274
Automatic environmental controls for monitoring residential, commercial, and appliance use.....	11	81		215.855	215.856	215.363	215.363	215.374
Automatic environmental controls for monitoring residential, commercial, and appliance use.....	11	8105	12/03	148.852	148.852	148.512	148.512	148.520
Automatic environmental controls for monitoring residential, commercial, and appliance use.....	11	810501	12/03	148.852	148.852	148.512	148.512	148.520
Industrial process control instruments.....	11	82	06/83	296.947	297.518	299.403	300.589	300.589
Industrial process control instruments.....	11	8201	06/83	296.947	297.518	299.403	300.589	300.589
Industrial process control instruments.....	11	820171	12/03	179.843	180.189	181.330	182.049	182.049
Fluid meters and counting devices.....	11	84	12/85	244.773	245.952	246.712	247.156	249.184
Fluid meters and counting devices.....	11	8401	12/85	244.773	245.952	246.712	247.156	249.184
Engineering and scientific instruments.....	11	85	12/85	286.952	287.137	287.804	294.548	295.278
Aeronautical, nautical, and navigational instruments.....	11	8501	12/85	322.489	322.742	322.742	329.589	329.589
Aeronautical, nautical, and navigational instruments.....	11	850111	12/85	322.489	322.742	322.742	329.589	329.589
Hospital beds and specialized hospital furniture.....	11	8504	12/11	142.272	142.272	144.118	148.940	150.958
Hospital beds and specialized hospital furniture.....	11	850404	12/11	142.272	142.272	144.118	148.940	150.958
Measuring instruments and lenses.....	11	86	12/85	173.475	175.050	175.438	175.687	175.945
Sighting, tracking, and fire-control equipment, optical type.....	11	8601	12/85	143.184	138.190	139.075	138.240	138.240
Sighting, tracking, and fire-control equipment, optical type.....	11	860111	12/85	143.184	138.190	139.075	138.240	138.240
All other miscellaneous optical instruments and lenses.....	11	8602	12/85	148.829	149.294	149.317	151.925	151.783
All other miscellaneous optical instruments and lenses.....	11	860211	12/85	148.829	149.294	149.317	151.925	151.783
Laboratory analytical instruments.....	11	8603	12/85	184.876	187.477	187.899	187.718	188.103
Laboratory analytical instruments.....	11	860311	12/85	184.876	187.477	187.899	187.718	188.103
Measuring & controlling devices, n.e.c.....	11	89	06/85	201.289	203.223	204.783	204.145	203.924
Aircraft engine instruments.....	11	8901	06/85	189.680	191.117	203.671	203.671	201.896
Aircraft engine instruments.....	11	890199	06/85	189.680	191.117	203.671	203.671	201.896

See footnotes at end of table.

Table 9. Producer price indexes for commodity and service groupings and individual items, not seasonally adjusted — Continued
 [May 2024, Index base 1982=100, unless otherwise indicated]

Title	Commodity code		Other index base	Unadjusted index ¹				
	Group code	Item code		Jan. 2024	Feb. 2024 ^P	Mar. 2024 ^P	Apr. 2024 ^P	May 2024 ^P
Nuclear radiation detection & monitoring instruments.....	11	8904	06/85	254.629	254.629	254.629	254.629	254.629
Nuclear radiation detection & monitoring instruments.....	11	890499	06/85	254.629	254.629	254.629	254.629	254.629
Physical properties and kinematic testing equipment.....	11	8905	06/04	137.284	137.284	137.284	137.284	137.284
Physical properties and kinematic testing equipment.....	11	890599	06/04	137.284	137.284	137.284	137.284	137.284
Commercial, geophysical, meteorological, surveying, drafting & general-purpose instruments.....	11	8906	06/04	139.246	143.264	143.264	141.805	141.805
Commercial, geophysical, meteorological & general-purpose instruments.....	11	890699	06/04	139.246	143.264	143.264	141.805	141.805
Miscellaneous machinery.....	11	9		219.080	220.085	220.233	220.763	221.140
Oil field and gas field machinery.....	11	91		260.320	260.320	260.320	260.320	260.320
Oil and gas field drilling, surveying, and cementing machinery (except parts sold separately).....	11	9102		269.993	269.993	269.993	269.993	269.993
Oil and gas field drilling, surveying, and cementing machinery (except parts sold separately).....	11	910201	09/20	114.967	114.967	114.967	114.967	114.967
Oil field and gas field production machinery (except pumps and parts sold separately).....	11	9104		245.198	245.198	245.198	245.198	245.198
Oil field and gas field production machinery (except pumps and parts sold separately).....	11	910456	12/03	201.459	201.459	201.459	201.459	201.459
Parts and attachments for oil and gas field machinery and equipment.....	11	9106	12/10	133.528	133.528	133.528	133.528	133.528
Mining machinery and equipment.....	11	92		437.694	443.756	443.756	446.440	446.440
Mining machinery and equipment (except parts sold separately).....	11	9207	09/19	148.861	151.478	151.478	151.937	151.937
Underground mining machinery (except parts sold separately).....	11	920701	12/03	297.628	311.699	311.699	311.699	311.699
Crushing, pulverizing, & screening machinery (except parts sold separately).....	11	920702	12/03	266.064	266.064	266.064	266.064	266.064
Drills and other mining machinery (except parts sold separately).....	11	920703	12/03	263.098	263.553	263.553	266.107	—
Mineral processing & beneficiation machinery (except parts sold separately).....	11	920704	12/03	294.685	294.685	294.685	294.685	294.685
Parts and attachments for mining machinery and equipment (sold separately).....	11	9253		339.851	340.278	340.278	345.863	345.863
Parts and attachments for mining machinery and equipment (sold separately).....	11	925303	12/03	244.798	245.105	245.105	249.128	249.128
Internal combustion engines.....	11	94		202.800	202.815	202.813	203.653	203.948
Diesel, semidiesel, and dual-fuel engines (except automotive).....	11	9407	12/82	232.090	231.483	231.483	231.483	231.483
Diesel, semidiesel, and dual-fuel engines (except automotive).....	11	940725	12/00	177.980	177.515	177.515	177.515	177.515
Diesel, semidiesel, and dual-fuel engines for automobiles, trucks, and buses.....	11	9408	12/82	172.175	172.503	172.497	172.875	172.875
Diesel, semidiesel, and dual-fuel engines for automobiles, trucks, and buses.....	11	940811	12/82	172.175	172.503	172.497	172.875	172.875
Parts & accessories for internal combustion engines, ex. aircraft & gasoline automotive engines.....	11	9413		249.400	249.400	249.400	253.266	253.266
Parts & accessories for internal combustion engines, ex. aircraft & gasoline automotive engines.....	11	941301		249.400	249.400	249.400	253.266	253.266
Machine shop products.....	11	95		222.037	224.027	224.231	224.355	224.819
Machine shop products.....	11	9505	06/84	201.147	202.950	203.134	203.247	203.667
Machine shop job work and job order repairs.....	11	950501	06/84	201.147	202.950	203.134	203.247	203.667
Turbines and turbine generator sets.....	11	97	06/87	274.590	274.884	275.694	277.570	278.819
Turbines and turbine generator sets (excluding parts).....	11	9701	06/87	274.590	274.884	275.694	277.570	278.819
Steam, gas, and other turbines and turbine generators.....	11	970103	06/11	114.235	113.793	113.337	114.405	114.874
Parts & accessories for turbines, turbine generators, and turbine generator sets.....	11	98	09/15	121.250	121.320	121.320	121.320	121.320
Parts & accessories for turbines, turbine generators, and turbine generator sets.....	11	9801	09/15	121.250	121.320	121.320	121.320	121.320
Parts & accessories for turbines, turbine generators, and turbine generator sets.....	11	980101	09/15	121.250	121.320	121.320	121.320	121.320
Furniture and household durables.....	12	—		219.061	219.396	220.203	219.982	220.457
Household furniture.....	12	1		270.260	270.048	270.873	271.482	273.203
Metal household furniture.....	12	11		208.240	209.539	208.780	209.386	208.951
Metal household furniture.....	12	1101		208.240	209.539	208.780	209.386	208.951
Metal household dining room and kitchen furniture.....	12	110102	06/84	265.460	265.815	260.261	264.692	261.509
Other metal household furniture.....	12	110104	06/84	183.562	184.897	184.897	184.897	184.897
Metal household furniture, beds, nonupholstered.....	12	1101041	12/11	126.647	126.647	126.647	126.647	126.647
Wood household furniture (nonupholstered).....	12	12		309.563	307.728	307.728	307.412	307.626
Wood household furniture (nonupholstered).....	12	1206	12/22	102.428	101.821	101.821	101.716	101.787
Wood living room furniture (nonupholstered).....	12	120602	12/04	166.645	166.487	166.487	166.487	169.041
Wood dining room, outdoor, and ready-to-assemble furniture (nonupholstered).....	12	120603	12/22	103.219	103.219	103.219	103.219	105.444
Wood bedroom furniture, including infants' and children's, (nonupholstered).....	12	120605	12/04	160.340	157.687	157.687	157.219	152.966
Upholstered household furniture.....	12	13		256.897	256.911	259.275	259.406	262.830
Upholstered household furniture.....	12	1301		256.897	256.911	259.275	259.406	262.830

See footnotes at end of table.

Table 9. Producer price indexes for commodity and service groupings and individual items, not seasonally adjusted — Continued
 [May 2024, Index base 1982=100, unless otherwise indicated]

Title	Commodity code		Other index base	Unadjusted index ¹				
	Group code	Item code		Jan. 2024	Feb. 2024 ^P	Mar. 2024 ^P	Apr. 2024 ^P	May 2024 ^P
Dual purpose sleep furniture, incl. convertible sofa.....	12	130123	06/83	219.604	219.422	219.870	219.878	224.700
Upholstered household furniture.....	12	130141	06/05	162.606	162.647	164.405	164.505	166.357
Upholstered household davenports, sofas, loveseats, and settees....	12	1301411	12/11	140.654	140.663	142.307	142.437	143.732
Upholstered household sectional sofa pieces.....	12	1301412	12/11	134.873	134.993	135.066	135.040	137.170
Upholstered household rocking chairs, including swivel rockers....	12	1301413	12/11	142.446	142.449	143.077	143.813	143.813
Other upholstered household furniture, including custom.....	12	1301415	12/11	157.604	157.625	162.388	162.388	162.817
Bedding.....	12	14		234.779	234.363	233.506	235.055	235.146
Bedding.....	12	1401		234.779	234.363	233.506	235.055	235.146
Innerspring mattresses, excluding crib size.....	12	140104	12/95	213.981	212.927	211.323	215.244	215.315
Mattress foundations.....	12	140107	12/11	137.628	137.628	136.956	136.956	137.662
Mattresses, other types, including crib, foam, waterbed mattresses and mattress inserts.....	12	140114	06/83	253.547	253.547	252.944	252.944	252.995
Sleep system ensembles and mattresses, excluding conventional waterbeds.....	12	140122	12/95	140.114	140.114	140.114	140.114	140.114
Mattress and foundation sets.....	12	140134	12/03	141.700	141.700	141.602	141.602	141.602
Metal porch, lawn, outdoor & casual furniture.....	12	15		365.067	365.067	365.067	365.067	365.067
Porch and lawn furniture.....	12	1501		365.067	365.067	365.067	365.067	365.067
Metal porch, lawn, outdoor & casual furniture.....	12	150112	06/84	363.108	363.108	363.108	363.108	363.108
Nonupholstered household furniture, except wood and metal.....	12	16	12/85	148.071	—	—	—	—
Nonupholstered household furniture, except wood and metal.....	12	1601	12/85	148.071	—	—	—	—
Nonupholstered household furniture, except wood and metal.....	12	160101	12/85	148.071	—	—	—	—
Commercial furniture.....	12	2		311.560	315.894	316.608	315.942	316.776
Wood office furniture and store fixtures.....	12	21		301.544	301.964	304.525	304.306	306.895
Wood office furniture and store fixtures.....	12	2101		301.544	301.964	304.525	304.306	306.895
Wood office seating, including upholstered.....	12	210112	06/85	262.547	266.823	266.823	266.823	267.265
Wood office desks and extensions.....	12	210113	06/85	329.383	334.104	334.189	334.189	335.468
Wood office files, storage units, and tables.....	12	210114	06/85	302.405	303.104	303.104	303.104	303.745
Wood office furniture, other types (incl. panel/desk systems).....	12	210116	06/85	230.152	233.210	233.343	233.343	233.343
Fixtures for stores, banks and offices.....	12	210161	12/83	298.922	298.777	301.789	301.531	304.466
Custom architectural woodwork, millwork, and fixtures.....	12	2101611	06/08	151.221	151.221	151.986	151.986	153.766
Wood lockers, partitions, and shelving (except custom).....	12	2101612	06/08	156.090	153.332	159.047	153.327	153.693
Wood furniture dimensions and nonwood furniture parts and frames..	12	2101615	12/11	211.319	213.191	—	—	—
Nonwood furniture and store fixtures.....	12	22		303.472	312.470	311.674	311.096	310.197
Nonwood commercial storage units, files, and tables.....	12	2202		307.923	319.518	318.018	312.860	308.883
Nonwood commercial storage units, files, and tables.....	12	220202	06/95	221.172	229.501	228.424	224.719	221.862
Nonwood commercial furniture.....	12	2203		311.522	317.768	316.909	320.093	318.943
Nonwood commercial desks and extensions.....	12	220321		389.914	400.570	399.715	401.053	401.053
Nonwood office seating.....	12	220325		237.937	245.445	245.526	245.526	245.527
Nonwood office furniture panel systems, and other nonwood office furniture.....	12	220326	06/95	225.860	227.979	226.773	231.236	229.566
Nonwood partitions and fixtures.....	12	2204	12/83	278.796	289.347	288.884	285.936	286.335
Storage racks and accessories, except wood.....	12	220407	12/83	248.977	254.698	248.977	244.217	244.217
Fixtures (bank, office, and store) except wood.....	12	220409	12/83	284.046	320.637	317.760	319.097	319.097
Public building furniture.....	12	23	12/84	327.286	327.289	327.289	326.596	328.333
Public building furniture.....	12	2301	12/84	327.286	327.289	327.289	326.596	328.333
School furniture (except stone and concrete), excluding library furniture.....	12	230101	12/84	387.790	387.799	387.799	384.256	384.256
Public building and related furniture, excluding school & restaurant furniture.....	12	230102	12/84	315.686	315.686	315.686	316.151	318.684
Commercial furniture and fixtures, n.e.c.....	12	24	12/85	289.887	290.600	290.945	287.570	288.050
Commercial furniture and fixtures, n.e.c.....	12	2401	12/85	289.887	290.600	290.945	287.570	288.050
Bar, bowling center, cafeteria, and restaurant furniture.....	12	240104	12/10	179.177	179.177	179.117	174.417	174.417
Other commercial and institutional furniture and fixtures, n.e.c.....	12	240108	12/10	166.344	166.950	167.270	166.496	166.903
Floor coverings.....	12	3		215.025	212.039	214.936	214.179	214.179
Carpets and rugs.....	12	31		208.862	205.475	208.761	207.902	207.902
Carpet and rugs.....	12	3101		212.084	208.645	211.982	211.110	211.110
Carpet and rugs.....	12	310101		212.084	208.645	211.982	211.110	211.110
Resilient floor coverings.....	12	32		265.492	265.492	265.492	265.492	265.492
Resilient floor coverings.....	12	3201		265.492	265.492	265.492	265.492	265.492
Resilient floor coverings.....	12	320170	12/11	119.377	119.377	119.377	119.377	119.377
Household appliances.....	12	4		150.374	149.960	150.189	150.019	149.290
Major appliances.....	12	41		145.482	144.990	145.023	144.786	143.951
Household cooking appliances.....	12	4101		159.512	158.483	159.467	158.772	158.672
Electric household ranges, ovens (including microwave), surface cooking units, and equipment.....	12	410105	12/02	154.871	156.853	157.856	156.821	159.172
Gas household ranges, ovens, surface cooking units and equipment. ..	12	410139	12/02	152.036	148.484	149.858	149.127	152.544

See footnotes at end of table.

Table 9. Producer price indexes for commodity and service groupings and individual items, not seasonally adjusted — Continued
 [May 2024, Index base 1982=100, unless otherwise indicated]

Title	Commodity code		Other index base	Unadjusted index ¹				
	Group code	Item code		Jan. 2024	Feb. 2024 ^P	Mar. 2024 ^P	Apr. 2024 ^P	May 2024 ^P
Other household ranges and cooking equipment, including outdoor equipment.....	12	410169	12/02	198.592	196.586	197.203	196.900	189.190
Household refrigeration equipment.....	12	4103		121.090	120.785	120.662	120.881	120.245
Household refrigerators, including refrigerator-freezer combinations.....	12	410329	12/02	130.755	130.256	130.145	130.359	129.633
Other major household appliances including room air-conditioners.....	12	4104		177.214	177.356	175.715	176.057	178.558
Room air-conditioners.....	12	410445		234.137	234.137	234.137	237.298	237.298
Household vacuum cleaners, including parts and attachments.....	12	43		131.063	131.392	131.063	132.150	132.150
Household vacuum cleaners and other floor care machines (including parts and attachments).....	12	4301		122.953	123.262	122.953	123.973	123.973
Household vacuum cleaners and other floor care machines (including parts and attachments).....	12	430114	06/07	134.127	134.464	134.127	135.240	135.240
Electric housewares and fans.....	12	44		143.770	143.795	145.835	145.845	145.853
Parts and attachments for small electric household appliances, including fan parts.....	12	4403	12/82	197.435	197.435	200.517	200.517	200.517
Parts and attachments for small electric household appliances, including fan parts.....	12	440311	12/82	197.435	197.435	200.517	200.517	200.517
Small electric household appliances, including fans.....	12	4404	05/21	114.648	114.668	116.294	116.302	116.308
Small electric household appliances, including fans.....	12	440401	05/21	114.648	114.668	116.294	116.302	116.308
Portable residential lighting fixtures, including parts and accessories.....	12	45		296.688	296.739	296.710	296.679	296.688
Portable residential lighting fixtures, including parts and accessories.....	12	4501		296.688	296.739	296.710	296.679	296.688
Portable residential lighting fixtures, including parts and accessories.....	12	450135	06/98	199.967	200.001	199.982	199.961	199.967
Home electronic equipment.....	12	5		62.373	62.373	63.582	63.582	63.301
Speakers and commercial sound equipment.....	12	57	12/03	138.110	138.110	143.766	143.766	142.450
Speakers and commercial sound equipment.....	12	5707	12/03	138.110	138.110	143.766	143.766	142.450
Speakers and commercial sound equipment.....	12	570708	12/03	138.110	138.110	143.766	143.766	142.450
Other home electronic equipment.....	12	58	06/04	114.837	114.837	114.837	114.837	114.837
Other home electronic equipment, including television receivers and automotive A/V equipment.....	12	5803	01/17	119.037	119.037	119.037	119.037	119.037
All other consumer audio and video equipment, excluding TV receivers and automotive A/V equip.....	12	580301	06/04	105.704	105.704	105.704	105.704	105.704
Other household durable goods.....	12	6		246.698	245.720	246.209	245.621	247.429
Vitreous china, fine earthenware, and other pottery products.....	12	61		328.166	328.166	328.166	328.166	328.166
Vitreous china, porcelain, and earthenware table and kitchenware and other pottery products.....	12	6101		328.119	328.119	328.119	328.119	328.119
Vitreous china, porcelain, and earthenware (semivitreous) table and kitchenware.....	12	610104	06/08	136.610	136.610	136.610	136.610	136.610
All other pottery products (including china decorated for the trade).....	12	610105	06/08	164.126	164.126	164.126	164.126	164.126
Mirrors (decorated and undecorated).....	12	65		225.944	221.517	224.298	218.557	223.245
Mirrors (decorated and undecorated), made from purchased glass.....	12	6501		225.944	221.517	224.298	218.557	223.245
Mirrors (decorated and undecorated), made from purchased glass.....	12	650104	12/04	145.543	142.691	144.483	140.785	143.805
Lawn/garden equipment.....	12	66		182.942	182.687	182.999	183.005	183.015
Parts and attachments for consumer lawn, garden, and snow equipment.....	12	6605	12/82	233.220	233.547	233.547	233.619	233.754
Parts and attachments for consumer lawn, garden, and snow equipment.....	12	660503	06/03	157.577	157.798	157.798	157.847	157.938
Consumer lawn, garden, and snow equipment.....	12	6607	05/18	122.053	121.847	122.077	122.077	122.077
Consumer lawn, garden, and snow equipment.....	12	660701	05/18	122.053	121.847	122.077	122.077	122.077
Consumer riding lawn, garden, and snow equipment.....	12	6607011	06/03	134.569	134.569	134.569	134.569	134.569
Consumer nonriding lawn, garden, and snow equipment.....	12	6607012	06/03	133.411	132.949	133.465	133.465	133.465
Cutlery, flatware (except precious), razors and razor blades.....	12	67		278.346	278.346	273.516	279.125	279.125
Cutlery, flatware (except precious), razors and razor blades.....	12	6701		278.346	278.346	273.516	279.125	279.125
Cutlery, scissors, shears, trimmers, and snips.....	12	670141	12/83	293.036	293.036	281.791	294.849	294.849
Metal kitchen utensil, pots, and pans.....	12	68		309.719	309.719	312.427	312.427	312.427
Metal kitchen utensil, pots, and pans.....	12	6801		309.719	309.719	312.427	312.427	312.427
Stamped and spun kitchen utensils, aluminum.....	12	680101		291.971	291.971	291.971	291.971	—
Window shades, blinds, and accessories.....	12	69	06/84	296.239	296.239	296.239	296.239	302.773
Window shades, blinds, and accessories.....	12	6901	06/84	296.239	296.239	296.239	296.239	302.773
Window shades and window shade accessories and rollers.....	12	690101	06/84	360.555	360.555	360.555	360.555	369.570
Other shades and blinds, including curtain and drapery fixtures, poles, & rods.....	12	690103	06/84	224.853	224.853	224.853	224.853	229.108
Nonmetallic mineral products.....	13	—		339.350	341.445	343.154	340.660	341.017
Glass.....	13	1		184.534	185.144	185.324	185.068	185.373
Flat glass.....	13	11		172.704	172.901	172.996	172.804	173.150
Specialty glass.....	13	1107		209.220	209.280	209.687	209.687	209.924
Specialty glass.....	13	110703	06/11	152.542	152.587	152.883	152.883	153.056
Other glass products, made by flat glass producers.....	13	1107034	06/11	163.882	163.882	163.882	163.882	163.882

See footnotes at end of table.

Table 9. Producer price indexes for commodity and service groupings and individual items, not seasonally adjusted — Continued
 [May 2024, Index base 1982=100, unless otherwise indicated]

Title	Commodity code		Other index base	Unadjusted index ¹				
	Group code	Item code		Jan. 2024	Feb. 2024 ^P	Mar. 2024 ^P	Apr. 2024 ^P	May 2024 ^P
Flat glass (float, sheet, and plate process).....	13	1108	12/22	93.607	94.006	93.578	93.092	93.579
Flat glass (float, sheet, and plate process).....	13	110811	12/22	93.607	94.006	93.578	93.092	93.579
Other finished glassware.....	13	13	06/83	200.671	202.939	203.453	202.972	203.043
Pressed and blown glassware.....	13	1301	06/83	203.863	206.167	206.688	206.200	206.272
Machine-made pressed & blown table, kitchen, art, & novelty glassware.....	13	130116	12/11	154.632	155.560	155.560	155.560	155.560
All other machine-made pressed and blown glassware.....	13	130117	12/11	127.698	128.980	129.708	129.075	129.168
Handmade pressed and blown glassware.....	13	130118	12/11	129.725	136.083	136.100	136.100	136.100
Concrete ingredients and related products.....	13	2		425.956	426.579	428.479	430.906	432.134
Construction sand, gravel, and crushed stone.....	13	21		483.259	484.067	485.729	488.228	489.979
Construction sand, gravel and crushed stone.....	13	2101		483.259	484.067	485.729	488.228	489.979
Construction sand and gravel (run of pit/bank, washed, screened, etc.)..	13	210120	12/11	177.084	178.443	178.897	182.441	184.282
Construction sand and gravel, Northeast.....	13	2101201	12/12	188.618	188.618	188.618	188.618	188.304
Construction sand and gravel, Midwest.....	13	2101202	12/12	194.045	195.941	197.580	205.431	205.431
Construction sand and gravel, West.....	13	2101204	12/12	182.267	184.584	184.724	188.930	193.795
Crushed and broken stone.....	13	210121		481.475	480.991	482.834	482.140	482.430
Crushed and broken limestone.....	13	2101212	12/11	189.083	189.412	189.753	189.966	190.138
Crushed and broken granite.....	13	2101213	12/11	170.131	167.955	170.466	168.276	168.276
Bituminous limestone, sandstone, & other crushed & broken stone. ...	13	2101219	12/11	165.414	165.460	165.553	165.585	165.585
Cement, hydraulic.....	13	22		348.820	349.138	351.632	354.105	354.430
Cement, hydraulic.....	13	2201		348.820	349.138	351.632	354.105	354.430
Cement, hydraulic.....	13	220161	06/89	341.394	341.705	344.146	346.566	346.885
Concrete products.....	13	3		379.102	382.290	385.974	384.617	383.326
Concrete block and brick.....	13	31		374.352	377.413	379.326	380.296	380.377
Structural concrete block.....	13	3111		398.557	401.993	402.030	402.551	402.663
Structural concrete block.....	13	311135	12/87	325.268	328.072	328.103	328.527	328.619
Structural concrete block, lightweight units (weighing less than 105 lb/cubic ft.) (dry weight).....	13	3111351	12/11	172.517	173.342	173.320	173.687	173.687
Structural concrete block, mediumweight units (weighing 105 - 124 lb/cubic ft.) (dry weight).....	13	3111352	12/11	177.898	184.311	184.311	184.311	184.597
Structural concrete block, normalweight units (weighing 125 lb or more/cubic ft.) (dry weight).....	13	3111353	12/11	171.688	171.846	171.905	172.088	172.088
Decorative concrete block.....	13	3121		329.334	330.297	332.342	332.689	332.689
Decorative concrete block (including screen, split, slump, shadowal block, etc.).....	13	312101		329.334	330.297	332.342	332.689	332.689
Concrete brick.....	13	3131		339.418	340.652	340.652	343.112	343.439
Concrete brick.....	13	313101		339.418	340.652	340.652	343.112	343.439
Concrete pavers.....	13	3141		309.923	313.867	317.196	318.048	318.048
Concrete pavers (including grid, interlocking, etc.).....	13	314101		309.923	313.867	317.196	318.048	318.048
Concrete pipe.....	13	32		370.665	370.665	370.665	368.615	369.326
Concrete pipe.....	13	3201		370.665	370.665	370.665	368.615	369.326
Concrete pipe.....	13	320108	12/86	323.677	323.677	323.677	321.887	322.508
Concrete storm sewer pipe.....	13	3201082	12/11	227.133	227.133	227.133	225.609	226.137
Concrete pipe, except concrete culvert and storm sewer pipe.....	13	3201083	12/11	169.858	169.858	169.858	169.858	169.858
Ready-mix concrete.....	13	33		376.419	380.370	386.077	383.957	382.516
Ready-mix concrete.....	13	3301		376.419	380.370	386.077	383.957	382.516
Ready-mix concrete.....	13	330101		376.419	380.370	386.077	383.957	382.516
Northeast region ready-mix concrete.....	13	330101A	12/12	166.038	172.690	174.458	174.458	174.458
Midwest region ready-mix concrete.....	13	330101B	12/12	174.501	174.225	180.123	181.821	181.821
South region ready-mix concrete.....	13	330101C	12/12	170.503	173.546	176.435	172.789	170.762
West region ready-mix concrete.....	13	330101D	12/12	178.064	177.659	177.175	177.950	178.756
Precast concrete products.....	13	34		392.115	394.158	394.155	393.955	392.982
Precast concrete products.....	13	3401		392.115	394.158	394.155	393.955	392.982
Precast concrete products.....	13	340106	12/86	345.928	347.730	347.727	347.551	346.692
Precast concrete slabs and tile, roof and floor units.....	13	3401061	12/11	167.828	167.828	167.828	167.828	167.828
Precast concrete architectural wall panels.....	13	3401062	12/11	190.077	190.107	190.107	190.107	184.356
Burial vaults and boxes, precast concrete.....	13	3401063	12/11	166.900	166.900	168.056	168.056	168.056
Precast concrete products (excl burial vaults and boxes, slabs and tile, and arch. wall panels).....	13	3401064	12/11	177.785	179.040	178.942	178.819	179.207
Prestressed concrete products.....	13	35		367.746	368.577	368.233	367.680	362.285
Prestressed concrete products.....	13	3501		367.746	368.577	368.233	367.680	362.285
Prestressed concrete products.....	13	350107	12/86	375.283	376.131	375.781	375.216	369.711
Prestressed concrete bridge beams and solid and hollow cored slabs and panels.....	13	3501071	12/07	241.703	242.775	242.332	241.619	237.443
Prestressed concrete bridge beams.....	13	35010711	12/07	202.315	202.072	201.553	200.719	199.381
Prestressed concrete solid and hollow cored slabs and panels.....	13	35010712	12/07	278.049	283.211	283.211	283.211	270.968
Prestressed concrete products (excl bridge beams and solid and hollow cored slabs and panels).....	13	3501072	12/07	143.011	143.011	143.011	143.011	141.301

See footnotes at end of table.

Table 9. Producer price indexes for commodity and service groupings and individual items, not seasonally adjusted — Continued
 [May 2024, Index base 1982=100, unless otherwise indicated]

Title	Commodity code		Other index base	Unadjusted index ¹				
	Group code	Item code		Jan. 2024	Feb. 2024 ^P	Mar. 2024 ^P	Apr. 2024 ^P	May 2024 ^P
Clay construction products ex. refractories.....	13	4		231.457	235.052	234.595	233.144	233.960
Brick and structural clay tile.....	13	42	12/84	256.075	262.083	262.860	264.001	264.866
Building or common brick.....	13	4201	12/84	252.687	258.695	259.470	260.612	261.476
Building or common brick.....	13	420101	12/84	252.687	258.695	259.470	260.612	261.476
Glazed brick and other brick (paving, floor, and sewer).....	13	4202	12/84	316.602	316.602	316.658	316.658	316.658
Glazed brick and other brick (paving, floor, and sewer).....	13	420201	12/84	316.602	316.602	316.658	316.658	316.658
Clay floor and wall tile, glazed and unglazed.....	13	44		139.247	140.476	138.659	136.032	136.609
Clay floor and wall tile, glazed and unglazed (including quarry tile and ceramic mosaic tile).....	13	4401		139.247	140.476	138.659	136.032	136.609
Clay floor and wall tile, glazed and unglazed (including quarry tile and ceramic mosaic tile).....	13	440131		139.248	140.477	138.660	136.033	136.610
Structural clay products, n.e.c.....	13	45		356.603	356.603	371.295	371.295	371.295
Structural clay products, n.e.c.....	13	4501		356.603	356.603	371.295	371.295	371.295
All other structural clay products, excluding clay refractories.....	13	450199	12/85	305.072	305.072	320.443	320.443	320.443
Refractories.....	13	5		351.030	350.150	350.125	351.474	351.257
Clay refractories.....	13	52		392.862	392.862	392.862	394.635	394.635
Clay refractories.....	13	5201		392.862	392.862	392.862	394.635	394.635
Clay refractories.....	13	520181	12/04	220.661	220.661	220.661	221.657	221.657
Nonclay refractories.....	13	53		320.471	317.460	317.376	318.019	317.278
Nonclay refractories (excluding dead-burned magnesia).....	13	5301		320.471	317.460	317.376	318.019	317.278
Nonclay refractories (excluding dead-burned magnesia).....	13	530112	12/04	210.211	208.236	208.181	208.603	208.116
Asphalt felts and coatings.....	13	6		339.075	342.254	342.573	336.479	344.080
Prepared asphalt and tar roofing and siding products.....	13	61		345.616	349.485	349.873	342.459	351.707
Prepared asphalt and tar roofing and siding products.....	13	6101		345.616	349.485	349.873	342.459	351.707
Prepared asphalt and tar roofing and siding products.....	13	610131	12/03	314.311	317.830	318.183	311.439	319.850
Asphalt smooth-surfaced roll roofing and cap sheets, organic and fiberglass base.....	13	6101311	12/12	153.788	153.788	153.788	-	152.773
Asphalt mineral-surfaced roll roofing and cap sheets, organic and fiberglass base.....	13	6101312	12/11	174.989	175.533	175.283	175.283	175.311
Other prepared asphalt and tar products for roofing and siding.....	13	6101317	12/11	128.860	128.622	129.245	129.029	128.946
Roofing asphalts, pitches, coatings, and cement.....	13	62		266.784	266.784	266.784	266.784	266.784
Roofing asphalts, pitches, coatings, and cement.....	13	6201		266.784	266.784	266.784	266.784	266.784
Roofing asphalts, pitches, coatings, and cement.....	13	620121	06/84	252.703	252.703	252.703	252.703	252.703
Gypsum products.....	13	7		454.833	464.353	471.881	468.954	470.945
Gypsum products.....	13	71		454.833	464.353	471.881	468.954	470.945
Gypsum products.....	13	7101		454.833	464.353	471.881	468.954	470.945
Gypsum building materials.....	13	710102	12/93	347.992	356.728	363.637	360.951	360.951
Other gypsum products.....	13	710116	12/99	245.245	245.245	245.245	245.245	251.700
Glass containers.....	13	8		283.742	284.655	284.748	282.674	282.701
Glass containers.....	13	81		283.742	284.655	284.748	282.674	282.701
Glass containers (including value of packaging).....	13	8101		283.742	284.655	284.748	282.674	282.701
Glass containers (including value of packaging).....	13	810104	06/95	217.012	217.710	217.781	216.195	216.215
Other nonmetallic minerals.....	13	9		330.203	331.966	332.773	325.973	325.333
Insulation materials.....	13	92		272.265	277.133	277.972	278.030	280.435
Mineral wool for thermal and acoustical envelope insulation.....	13	9201		259.566	265.082	267.713	266.866	269.260
Mineral wool for thermal and acoustical envelope insulation.....	13	920105	06/07	197.784	201.987	203.992	203.347	205.170
Mineral wool for industrial, equipment, and appliance insulation.....	13	9202		245.608	248.852	247.212	248.445	250.483
Mineral wool for industrial, equipment, and appliance insulation.....	13	920201		245.608	248.852	247.212	248.445	250.483
Paving mixtures and blocks.....	13	94		421.822	422.545	421.625	402.038	397.072
Paving mixtures and blocks.....	13	9401		421.822	422.545	421.625	402.038	397.072
Paving mixtures and blocks.....	13	940113	12/03	297.598	298.109	297.459	283.641	280.137
Emulsified asphalt, including liquid additives.....	13	940113A	12/09	157.424	156.823	157.975	159.688	159.888
Other liquid asphalt and tar paving materials, including cut-backs.....	13	940113B	12/09	189.237	189.112	189.554	189.996	188.425
Asphalt and tar paving mixtures (excluding liquid).....	13	940113C	12/09	165.376	166.744	164.523	144.975	139.995
Cut stone and stone products.....	13	95	12/84	239.465	241.034	241.034	241.034	241.034
Cut stone and stone products.....	13	9501	12/84	239.465	241.034	241.034	241.034	241.034
Dressed dimension granite (including gneiss, syenite, diorite, and cut granite).....	13	950111	12/84	236.161	238.179	238.179	238.179	238.179
Dressed dimension limestone (including dolomite, travertine, calcareous, tufa, & cut limestone).....	13	950121	12/84	219.458	219.458	219.458	219.458	219.458
Dressed dimension marble and other stone.....	13	950151	12/04	158.953	159.695	159.695	159.695	159.695
Gaskets, packing, and sealing devices.....	13	98	12/85	248.645	247.315	247.523	247.523	250.879
Gaskets and gasketing material.....	13	9801	12/85	268.459	268.456	268.831	268.831	274.943
Nonmetallic gaskets and gasketing.....	13	980111	12/90	240.694	240.689	241.290	241.290	241.493

See footnotes at end of table.

Table 9. Producer price indexes for commodity and service groupings and individual items, not seasonally adjusted — Continued
 [May 2024, Index base 1982=100, unless otherwise indicated]

Title	Commodity code		Other index base	Unadjusted index ¹				
	Group code	Item code		Jan. 2024	Feb. 2024 ^P	Mar. 2024 ^P	Apr. 2024 ^P	May 2024 ^P
Metallic gaskets and machined seals.....	13	980112	12/90	211.689	211.689	211.689	211.689	222.417
Packing and sealing.....	13	9802	12/85	237.570	234.453	234.458	234.458	234.458
Molded packing and sealing devices.....	13	980212	12/90	199.803	199.803	199.812	199.812	199.812
Rotary oil seals.....	13	980214	12/90	193.749	193.749	193.749	193.749	193.749
Nonmetallic minerals and products, n.e.c.....	13	99	06/82	308.655	311.317	314.707	309.963	309.020
Clay and stone mining and quarrying.....	13	9902	06/84	317.786	322.552	329.248	320.716	317.894
Ground or treated minerals and earths.....	13	990209	06/85	305.247	305.882	304.886	309.792	310.266
Treated lightweight aggregate and crushed slag, minerals and earths.....	13	9902094	12/14	159.199	158.408	157.704	161.653	162.203
Other minerals and earths, treated.....	13	9902096	12/14	90.205	91.085	90.799	91.656	91.671
Dimension stone mining and quarrying.....	13	990211	06/85	358.830	360.320	360.320	360.320	360.320
Clay, excluding kaolin and ball clay.....	13	990214	06/90	234.073	239.666	240.077	242.922	241.792
Bentonite.....	13	990214C	12/07	161.008	161.008	161.008	161.008	162.699
All other nonmetallic minerals, including talc and gypsum.....	13	990299	06/85	370.283	396.800	457.175	355.594	331.326
All other nonmetallic mineral products.....	13	9903	12/85	243.925	243.948	243.333	243.333	244.489
Other nonmetallic mineral products.....	13	990319	12/11	116.200	116.222	115.639	115.639	115.762
Transportation equipment.....	14	—		205.867	206.268	206.375	206.537	206.579
Motor vehicles and equipment.....	14	1		170.300	170.515	170.607	170.532	170.467
Motor vehicles.....	14	11		172.227	172.522	172.486	172.265	172.184
Passenger cars and chassis.....	14	1101		138.452	138.514	138.255	138.315	138.287
Passenger cars and chassis.....	14	110131	06/82	138.169	138.230	137.972	138.032	138.004
Motorcycles, including three-wheel motorbikes, motorscooters, mopeds, and parts.....	14	1104		204.190	204.190	208.215	208.215	208.215
Motorcycles, including three-wheel motorbikes, motorscooters, mopeds, and parts.....	14	110401		219.923	219.923	224.258	224.258	224.258
Trucks, truck tractors, & bus chassis 14,000 lb or less, incl. minivans & suvs.....	14	1105		201.368	201.820	201.733	201.350	201.173
Trucks, truck tractors, & bus chassis 14,000 lb or less, incl. minivans & suvs.....	14	110571	12/82	193.746	194.181	194.097	193.729	193.559
Trucks, over 14,000 lbs GVW.....	14	1106		249.876	249.894	249.928	250.030	250.593
Trucks, over 14,000 lbs GVW.....	14	110684	12/05	150.843	150.854	150.874	150.936	151.276
Truck, truck tractors, and bus chassis (chassis of own manufacture) 14,001 to 33,000 lbs.....	14	1106841	06/11	121.189	121.189	121.210	121.351	121.571
Buses, including military and firefighting vehicles (chassis of own manufacture).....	14	1106843	06/11	147.986	148.003	148.020	148.020	148.389
Motor vehicles parts.....	14	12		141.701	141.791	142.001	142.095	142.151
Motor vehicles parts.....	14	1205	12/03	126.979	127.060	127.248	127.333	127.382
Gasoline engines and engine parts, excl. carburetors, pistons, and valves.....	14	120501	12/03	132.077	132.201	133.374	133.378	133.293
Motor vehicle steering and suspension parts.....	14	120502	12/03	111.277	111.490	111.430	111.922	111.296
Motor vehicle transmission and power train.....	14	120503	12/03	124.341	124.391	124.190	124.566	124.532
Motor vehicle drive train components, except wheels and brakes, new.....	14	1205031	12/11	114.687	114.735	114.542	114.908	114.874
Motor vehicle transmissions except auxiliary and parts, new.....	14	12050310	06/12	116.929	116.799	116.288	116.190	116.190
Parts for manual and automatic transmissions, new.....	14	12050313	12/11	125.381	125.413	125.389	125.362	125.429
Other motor vehicle drive train components, except wheels and brakes, new.....	14	12050315	12/11	103.551	103.933	103.905	104.630	104.435
Motor vehicle drive train components, rebuilt.....	14	1205033	12/11	140.030	140.030	139.982	139.984	139.984
Motor vehicle brake systems.....	14	120504	12/03	149.921	149.713	150.145	147.869	148.518
Motor vehicle brake parts and assemblies, new.....	14	1205041	12/11	136.818	136.610	137.041	134.964	135.556
Motor vehicle drum brake assemblies and parts, new.....	14	1205041A	12/11	167.779	167.258	168.626	166.303	166.303
Other motor vehicle brake parts and assemblies, new.....	14	1205041B	12/11	121.372	121.198	121.416	121.614	122.847
Motor vehicle disc brake assemblies and parts, new.....	14	1205041C	12/11	144.607	144.607	144.607	138.522	138.522
Filters for internal combustion engines and motor vehicles.....	14	120505	12/03	163.166	163.166	163.166	163.166	163.712
Other motor vehicle parts.....	14	120508	12/03	118.080	118.361	118.264	118.254	118.412
Vehicle seating and interior trim.....	14	120511	06/04	114.319	114.448	114.804	115.078	115.151
Automobile trimmings.....	14	1205111	06/09	92.218	92.350	92.713	93.362	93.362
Seats for public conveyance and aircraft.....	14	1205113	06/09	119.375	119.647	120.407	120.442	120.602
Carburetors, pistons, piston rings, and valves.....	14	120513		218.643	219.450	219.255	219.255	219.263
Motor vehicle electrical and electronic equipment.....	14	120514		142.865	143.410	143.456	143.698	143.703
Vehicular lighting equipment.....	14	1205141		153.558	156.295	156.408	156.179	156.179
Other motor vehicle electrical and electronic equipment.....	14	1205142		145.362	145.376	145.407	145.776	145.782
Battery charging alternators, generators, and regulators.....	14	12051422	06/00	108.311	108.434	108.700	109.203	109.257
Parts for electrical and electronic engine equipment.....	14	12051424	06/00	98.578	98.578	98.578	104.582	104.582
All other miscellaneous non-engine electrical and electronic equipment.....	14	12051425	12/03	119.958	119.958	119.958	120.029	120.029
All other miscellaneous complete engine electrical equipment, including spark plugs.....	14	12051426	06/00	116.783	116.783	116.783	115.640	115.640
Truck and bus bodies.....	14	13	12/82	346.677	346.785	347.509	347.529	344.826
Truck and bus bodies sold separately.....	14	1301	12/82	355.109	355.189	356.043	356.056	352.093

See footnotes at end of table.

Table 9. Producer price indexes for commodity and service groupings and individual items, not seasonally adjusted — Continued
 [May 2024, Index base 1982=100, unless otherwise indicated]

Title	Commodity code		Other index base	Unadjusted index ¹				
	Group code	Item code		Jan. 2024	Feb. 2024 ^P	Mar. 2024 ^P	Apr. 2024 ^P	May 2024 ^P
Other truck and vehicle bodies, sold separately.....	14	13015	12/08	155.583	155.583	156.125	156.125	153.698
Dump truck bodies, sold separately.....	14	130151	12/08	181.213	181.213	181.213	—	—
All other truck and vehicle bodies, sold separately.....	14	130152	12/08	153.371	153.371	154.180	154.180	150.574
Service truck bodies, sold separately.....	14	130153	09/15	143.149	143.149	143.149	143.149	143.055
Complete vehicles on purchased chassis.....	14	1302	12/82	330.656	330.835	331.238	331.279	331.762
Buses and firefighting vehicles, complete, produced on purchased chassis.....	14	13027	12/08	129.019	129.180	129.343	129.343	129.636
Buses and firefighting vehicles, complete, produced on purchased chassis.....	14	130275	12/08	129.019	129.180	129.343	129.343	129.636
Other trucks and vehicles, complete, produced on purchased chassis, except upfitting trucks.....	14	130294	09/15	149.224	149.271	149.679	149.745	150.086
Truck trailers.....	14	14		326.038	327.894	327.531	326.333	326.176
Truck trailers.....	14	1406	12/86	316.069	317.868	317.516	316.355	316.203
Truck trailers and chassis, axle rating 10,000 lb or more.....	14	140602	12/86	306.562	308.476	308.101	306.866	306.705
Truck trailers and chassis, axle rating less than 10,000 lb.....	14	140603	12/11	214.161	214.161	214.161	214.161	214.161
Motor homes, built on purchased chassis.....	14	15	06/84	217.878	217.922	217.922	218.283	218.283
Motor homes, built on purchased chassis.....	14	1501	06/84	217.878	217.922	217.922	218.283	218.283
Motor homes, built on purchased chassis.....	14	150101	06/84	217.878	217.922	217.922	218.283	218.283
Travel trailers and campers.....	14	16	06/84	299.142	299.142	299.142	299.142	299.142
Travel trailers.....	14	1601	06/84	285.419	285.419	285.419	285.419	285.419
Travel trailers.....	14	160101	06/84	285.419	285.419	285.419	285.419	285.419
Conventional travel trailers.....	14	1601016	12/11	169.971	169.971	169.971	169.971	169.971
Camping trailers, campers, pick-up covers, and parts.....	14	1602	06/84	342.412	342.412	342.412	342.412	342.412
Camping trailers, campers, pick-up covers, and parts.....	14	160201	06/84	342.412	342.412	342.412	342.412	342.412
Other parts and components, excluding appliances and furnishings.....	14	1602013	12/11	200.368	200.368	200.368	200.368	200.368
Truck campers, caps, box covers, and fold-down camping trailers.....	14	1602014	06/14	146.909	146.909	146.909	146.909	146.909
Aircraft and aircraft equipment.....	14	2		314.691	315.930	316.276	317.437	317.904
Aircraft.....	14	21		352.202	353.285	353.871	354.463	355.072
Civilian aircraft.....	14	2102	12/85	337.261	338.730	339.524	340.328	341.154
Civilian aircraft.....	14	210206	12/03	182.614	183.409	183.839	184.275	184.721
Military aircraft.....	14	2104	06/13	112.014	112.014	112.014	112.014	112.014
Military aircraft.....	14	210401	06/13	112.014	112.014	112.014	112.014	112.014
Aircraft engine and engine parts.....	14	23	12/85	257.126	259.144	259.164	259.831	260.380
Aircraft engine and engine parts.....	14	2301	12/85	257.126	259.144	259.164	259.831	260.380
Aircraft engine and engine parts.....	14	230101	12/85	257.126	259.144	259.164	259.831	260.380
Aeronautical services on aircraft engines.....	14	2301015	12/11	158.304	165.447	165.447	165.447	165.447
Aircraft engine parts and accessories.....	14	2301017	12/11	122.159	122.539	122.562	123.122	123.583
Parts and accessories for military aircraft engines.....	14	23010175	12/11	127.139	127.139	127.079	127.210	128.596
Parts and accessories for civilian aircraft engines.....	14	23010177	12/11	121.857	122.419	122.481	123.250	123.289
Other aircraft parts and equipment.....	14	25	06/85	210.539	211.222	211.250	213.675	213.686
Other aircraft parts and equipment.....	14	2501	06/85	210.539	211.222	211.250	213.675	213.686
Aircraft propellers and helicopter rotors.....	14	250102	06/08	162.223	162.223	162.368	163.324	163.324
Aircraft parts and auxiliary equipment.....	14	250103	06/08	126.184	126.627	126.637	128.154	128.161
Aircraft landing gear for civilian and military aircraft.....	14	2501032	06/08	195.042	196.688	196.688	196.688	196.927
Other aircraft subassemblies and parts for military aircraft.....	14	2501033	06/08	126.759	128.546	128.546	128.546	128.546
Other aircraft subassemblies and parts for civilian aircraft.....	14	2501034	06/08	116.715	116.911	116.922	118.685	118.685
Ships and boats.....	14	3		310.334	310.707	310.908	311.670	312.249
Ships.....	14	31	12/85	253.088	253.854	253.880	254.671	255.077
Military self-propelled ships, new construction.....	14	3102	06/96	149.697	150.340	150.361	151.026	151.308
Military self-propelled ships, new construction.....	14	310201	06/96	149.697	150.340	150.361	151.026	151.308
Nonmilitary self-propelled ships, new construction.....	14	3103	06/96	278.281	278.281	278.281	278.281	278.281
Nonmilitary self-propelled ships, new construction.....	14	310301	12/85	424.743	424.743	424.743	424.743	424.743
Boats.....	14	32		358.496	358.080	358.565	359.135	359.925
Outboard motorboats, including commercial and military (except sailboats and lifeboats).....	14	3201		409.361	408.830	409.503	410.322	411.383
Outboard motorboats, wood or metal, incl. comm. and military (exc. sailboats and lifeboats).....	14	320107	06/11	177.436	175.107	175.546	176.422	176.596
Outboard motorboats, plastics/fiberglass, incl. comm. and mil. (exc. sailboats and lifeboats).....	14	320108	06/11	172.478	173.355	173.562	173.634	174.231
Inboard motorboats, including commercial and military (except sailboats and lifeboats).....	14	3202		367.147	368.524	368.698	371.225	371.225
Inboard cabin cruisers, including commercial and military (except sailboats and lifeboats).....	14	320206	12/03	190.176	191.158	191.283	191.583	191.583
Other inboard motorboats, including commercial and military (except sailboats and lifeboats).....	14	320207	06/11	152.888	152.888	152.888	156.092	156.092
Inboard-outdrive boats, including commercial and military (except sailboats and lifeboats).....	14	3203		293.171	292.023	292.059	290.671	291.108

See footnotes at end of table.

Table 9. Producer price indexes for commodity and service groupings and individual items, not seasonally adjusted — Continued
 [May 2024, Index base 1982=100, unless otherwise indicated]

Title	Commodity code		Other index base	Unadjusted index ¹				
	Group code	Item code		Jan. 2024	Feb. 2024 ^P	Mar. 2024 ^P	Apr. 2024 ^P	May 2024 ^P
All other inboard-outdrive boats, incl. comm. and military (except sailboats and lifeboats).....	14	320310	12/03	167.717	167.016	167.038	166.306	166.556
All other boats (excluding military and commercial).....	14	3204		294.733	294.733	294.733	294.733	294.733
All other boats (excluding military and commercial).....	14	320406	12/03	166.946	166.946	166.946	166.946	166.946
Railroad equipment.....	14	4		216.202	216.448	216.661	216.686	216.686
Railroad cars and locomotives.....	14	44	05/22	101.389	101.389	101.389	101.389	101.389
Railroad cars and locomotives.....	14	4401	05/22	101.389	101.389	101.389	101.389	101.389
Railroad cars.....	14	440102	12/01	173.239	173.239	173.239	173.239	173.239
Railway maintenance of way equipment and parts.....	14	45	05/22	107.212	107.626	107.985	108.029	108.029
Railway maintenance of way equipment and parts.....	14	4501		215.087	215.919	216.639	216.727	216.727
Air brake and other brake equipment.....	14	450101	12/03	105.451	105.451	105.715	105.615	105.615
Transportation equipment, n.e.c.....	14	9	06/85	204.111	203.949	201.418	201.418	201.350
Transportation equipment, n.e.c.....	14	91	06/85	204.111	203.949	201.418	201.418	201.350
Other transportation equipment, incl. golf carts, vehicle trailers, and all-terrain vehicles.....	14	9111	06/85	204.111	203.949	201.418	201.418	201.350
Automobile and light truck trailers.....	14	911104	12/92	262.672	261.990	261.990	261.990	261.990
All other miscellaneous transportation equipment, including all-terrain vehicles.....	14	911105	06/85	161.730	161.745	158.455	158.454	158.455
All-terrain vehicles and parts.....	14	9111051	06/08	117.874	117.904	116.968	116.968	116.969
All other miscellaneous transportation equipment and parts.....	14	9111052	06/08	121.854	121.854	118.617	118.617	118.617
Miscellaneous products.....	15	—		348.738	351.923	353.482	354.714	359.685
Toys, sporting goods, small arms, etc.....	15	1		221.010	221.364	224.059	224.063	226.743
Toys, games, and children's vehicles.....	15	11		181.112	181.112	181.112	181.049	181.049
Toys, games, and children's vehicles.....	15	1101		181.112	181.112	181.112	181.049	181.049
Nonelectronic games and puzzles (excl. toys), and electronic toys (incl. parts).....	15	110152	06/85	148.512	148.512	148.512	148.512	148.512
Nonelectronic games and puzzles, including parts.....	15	1101521	12/07	118.500	118.500	118.500	118.500	118.500
Other nonelectronic toys, including parts.....	15	110154	06/85	205.391	205.391	205.391	205.391	205.391
Models, science & craft kits/supply, & collectors' miniatures.....	15	110155	06/85	285.454	285.454	285.454	284.802	284.802
Sporting and athletic goods.....	15	12		221.698	222.274	226.707	226.721	231.154
Sporting and athletic goods.....	15	1201		221.698	222.274	226.707	226.721	231.154
Golf equipment, excluding apparel and shoes.....	15	120127	12/85	215.946	215.946	229.638	229.638	243.331
Bicycles, adult tricycles, unicycles and parts.....	15	120182	12/84	158.646	160.717	160.717	160.791	160.791
Playground equipment.....	15	120185	12/98	396.173	396.173	396.173	396.173	396.173
Gymnasium and exercise equipment.....	15	120192	12/98	151.758	153.222	153.222	153.251	153.251
Other sporting and athletic goods.....	15	120193	12/85	179.892	179.892	179.892	179.892	179.892
Small arms and ammunition.....	15	13		319.764	319.789	319.857	319.857	319.857
Small arms.....	15	1301		256.881	256.881	256.881	256.881	256.881
Single barrel shotguns, other small firearms n.e.c., and parts & attachments for small arms.....	15	130128	06/13	107.028	107.028	107.028	107.028	107.028
Small arms ammunition.....	15	1302		442.353	442.449	442.700	442.700	442.700
Small arms cartridges and shells.....	15	130281	06/02	309.020	309.104	309.326	309.326	309.326
Other ammunition products.....	15	130282	12/22	103.574	103.574	103.574	103.574	—
Tobacco products, incl. stemmed & redried.....	15	2		1,317.116	1,345.192	1,345.661	1,347.592	1,388.727
Cigarettes, excluding electronic.....	15	21		1,674.159	1,714.848	1,714.848	1,714.848	1,771.492
Cigarettes, excluding electronic.....	15	2101		1,674.159	1,714.848	1,714.848	1,714.848	1,771.492
Cigarettes, excluding electronic.....	15	210105	12/04	321.749	329.569	329.569	329.569	340.455
Stemmed and redried tobacco.....	15	24	06/84	109.120	109.120	110.906	110.926	110.717
Stemmed and redried tobacco.....	15	2402	06/84	107.683	107.683	109.446	109.465	109.260
Stemmed and redried tobacco.....	15	240208	06/99	118.077	118.077	120.010	120.031	119.806
Tobacco, unstemmed leaf, redried before packing.....	15	2402081	12/11	110.716	110.716	113.975	114.011	113.631
Tobacco, stemmed.....	15	2402084	12/11	102.273	102.273	102.273	102.273	102.273
Other tobacco products.....	15	25	12/05	221.493	222.528	222.528	225.113	229.378
Other tobacco products.....	15	2501	12/05	221.493	222.528	222.528	225.113	229.378
Other tobacco products.....	15	250101	12/05	221.493	222.528	222.528	225.113	229.378
Cigars.....	15	2501011	12/11	133.339	133.339	133.339	133.666	138.127
Chewing and smoking tobacco.....	15	2501014	12/11	194.360	195.531	195.531	198.336	201.544
Notions.....	15	3		269.688	269.855	269.855	269.855	269.855
Fasteners, zippers, buttons, needles, pins, and buckles.....	15	32		276.031	276.202	276.202	276.202	276.202
Fasteners, zippers, buttons, needles, pins, and buckles.....	15	3201		276.031	276.202	276.202	276.202	276.202
Fasteners, zippers, buttons, needles, pins, and buckles (except precious metal).....	15	320100		276.031	276.202	276.202	276.202	276.202
Photographic equipment and supplies.....	15	4		162.725	168.284	168.902	174.109	177.294
Photographic supplies.....	15	42		187.005	195.308	196.166	204.049	208.870

See footnotes at end of table.

Table 9. Producer price indexes for commodity and service groupings and individual items, not seasonally adjusted — Continued
 [May 2024, Index base 1982=100, unless otherwise indicated]

Title	Commodity code		Other index base	Unadjusted index ¹				
	Group code	Item code		Jan. 2024	Feb. 2024 ^P	Mar. 2024 ^P	Apr. 2024 ^P	May 2024 ^P
Photographic supplies.....	15	4206	12/83	183.672	191.827	192.670	200.412	205.147
Photographic supplies.....	15	420601	12/83	183.672	191.827	192.670	200.412	205.147
Prepared photographic chemicals.....	15	4206011	12/07	103.339	103.339	103.339	103.919	103.919
Photographic sensitized film, plates, paper, & cloth.....	15	4206012	12/07	169.803	180.454	181.555	191.273	197.457
Photographic sensitized film, plates, paper, & cloth, silver-halide-type (excl X-ray).....	15	42060121	12/07	165.787	178.239	—	188.682	195.912
Photographic sensitized film, plates, paper & cloth, other than silver-halide-type (incl X-ray).....	15	42060122	12/07	160.185	160.185	166.486	170.981	170.981
Mobile homes.....	15	5		475.363	476.273	476.384	478.722	481.340
Manufactured homes (mobile homes), all sizes (incl. multisection).....	15	53		487.596	488.529	488.643	491.042	493.727
Manufactured mobile homes and nonresidential mobile buildings.....	15	5303	12/86	456.752	457.626	457.732	459.979	462.495
Manufactured homes (mobile homes), all width sizes (incl. multisection).....	15	530301	12/86	456.752	457.626	457.732	459.979	462.495
Medical, surgical & personal aid devices.....	15	6		202.771	203.606	204.075	204.762	205.326
Surgical and medical instruments.....	15	62	06/82	153.766	153.827	154.739	154.747	154.735
Surgical and medical instruments.....	15	6201	06/82	153.766	153.827	154.739	154.747	154.735
Surgical and medical instruments.....	15	620103	06/05	113.887	113.933	114.608	114.614	114.605
Surgical and medical catheters.....	15	6201031	12/11	94.671	94.655	95.749	95.749	95.749
Orthopedic and surgical instruments.....	15	6201033	06/12	116.695	116.801	119.173	119.193	119.168
Other surgical and medical apparatus and instruments, excluding parts.....	15	6201037	06/12	107.272	107.314	106.928	106.928	106.928
Parts for surgical and medical apparatus and instruments.....	15	6201038	06/12	116.115	116.115	115.276	115.276	115.244
Medical and surgical appliances and supplies.....	15	63	06/83	232.690	233.711	233.302	235.440	237.214
Medical and surgical appliances and supplies.....	15	6301	06/83	232.690	233.711	233.302	235.440	237.214
Medical and surgical appliances and supplies.....	15	630104	12/03	128.646	129.210	128.984	130.166	131.147
Artificial joints and limbs.....	15	6301041	12/11	105.437	105.492	104.510	105.104	—
Other orthopedic and prosthetic appliances.....	15	6301042	12/11	99.634	99.604	99.553	99.744	100.348
All other surgical and medical items.....	15	6301044	12/11	125.054	125.767	125.695	127.045	127.382
Ophthalmic goods.....	15	64	12/83	177.143	182.218	182.218	182.218	182.218
Ophthalmic goods.....	15	6401	12/83	177.143	182.218	182.218	182.218	182.218
Dental equipment and supplies.....	15	65	06/85	423.888	424.992	424.850	425.121	425.511
Dental equipment and supplies.....	15	6501	06/85	423.888	424.992	424.850	425.121	425.511
Dental equipment and supplies.....	15	650107	12/05	216.753	217.318	217.245	217.384	217.583
Professional dental equipment and supplies.....	15	6501071	12/07	157.510	158.018	157.962	158.012	158.132
Professional dental equipment.....	15	65010713	12/07	163.889	164.132	164.107	164.124	164.157
Professional dental supplies.....	15	65010714	01/23	105.622	106.431	106.338	106.431	106.662
Other industrial safety equipment.....	15	7		338.920	339.720	341.119	341.119	343.263
Personal safety equipment and clothing.....	15	71		338.920	339.720	341.119	341.119	343.263
Personal safety equipment and clothing.....	15	7108	06/04	158.747	159.122	159.777	159.777	160.782
Personal safety equipment and clothing.....	15	710802	06/04	158.747	159.122	159.777	159.777	160.782
Other miscellaneous products.....	15	9		254.494	255.007	257.566	258.689	261.491
Burial caskets.....	15	91		512.392	512.392	512.392	513.009	513.009
Burial caskets.....	15	9101		512.392	512.392	512.392	513.009	513.009
Burial caskets.....	15	910109	12/04	234.814	234.814	234.814	235.097	235.097
Metal burial caskets & coffins, completely lined & trimmed, adult sizes.....	15	9101091	12/11	160.873	160.873	160.873	161.217	161.217
Musical instruments.....	15	93		292.416	292.416	292.416	293.207	293.207
Musical instruments.....	15	9301		292.416	292.416	292.416	293.207	293.207
Nonelectronic pianos, organs, and nonelectronic piano and organ parts, excluding benches.....	15	930113	12/09	168.150	168.150	168.150	168.150	—
Other musical instruments and parts.....	15	930117	06/85	272.712	272.712	272.712	273.555	273.555
Other nonelectronic musical instruments.....	15	9301172	12/09	142.235	142.235	142.235	144.232	144.232
Other musical instrument parts & accessories, sold separately, excl. benches & instrument cases.....	15	9301173	12/09	144.071	144.071	144.071	144.071	144.071
Jewelry and jewelry products.....	15	94		270.438	270.318	273.530	278.026	279.537
Jewelry (gold and platinum) and silverware.....	15	9402		296.098	295.530	301.131	308.196	311.642
Jewelry, gold and platinum.....	15	940222	12/11	125.377	125.136	127.508	130.500	131.959
Costume jewelry and novelties.....	15	9404		241.799	241.799	241.799	241.799	239.206
Costume jewelry and novelties.....	15	940415	12/03	166.288	166.288	166.288	166.288	164.505
All other jewelry and personal goods (excluding costume).....	15	9407	06/07	157.972	158.865	159.617	162.139	162.959
All other jewelry and personal goods (excluding costume).....	15	940714	06/07	157.972	158.865	159.617	162.139	162.959
Jewelers' material and lapidary work.....	15	9408	12/08	180.180	179.476	180.733	182.155	182.618
Pens, pencils, and marking devices.....	15	95		227.088	227.076	227.076	228.865	228.865
Pens, markers, mechanical pencils, and associated parts.....	15	9502	12/85	217.296	216.940	216.940	222.623	—
Pens, markers, mechanical pencils, and associated parts.....	15	950210	12/85	217.296	216.940	216.940	222.623	—

See footnotes at end of table.

Table 9. Producer price indexes for commodity and service groupings and individual items, not seasonally adjusted — Continued
 [May 2024, Index base 1982=100, unless otherwise indicated]

Title	Commodity code		Other index base	Unadjusted index ¹				
	Group code	Item code		Jan. 2024	Feb. 2024 ^P	Mar. 2024 ^P	Apr. 2024 ^P	May 2024 ^P
Lead pencils, art goods, office supplies and small office equipment, excluding paper.....	15	9503	12/85	215.688	215.688	215.688	215.688	215.688
Lead pencils, art goods, office supplies and small office equipment, excluding paper.....	15	950307	12/85	215.688	215.688	215.688	215.688	215.688
Marking devices.....	15	9504	12/85	195.869	196.270	196.270	196.995	196.995
Marking devices.....	15	950406	12/05	137.332	137.613	137.613	138.121	138.121
Brooms and brushes.....	15	97		231.889	232.293	232.293	232.468	232.468
Brooms, brushes and mops.....	15	9705	12/85	221.994	222.381	222.381	222.549	222.549
Brooms, mops, and dusters.....	15	970501	12/85	259.793	259.793	259.793	259.793	259.793
Brooms.....	15	9705011	12/11	147.239	147.239	147.239	147.239	147.239
Mops and dusters, including refills.....	15	9705012	12/11	131.770	131.770	131.770	131.770	131.770
Paint and varnish brushes and rollers.....	15	970502	12/85	186.492	189.247	189.247	189.247	189.247
Paint and varnish brushes.....	15	9705021	12/11	123.863	127.594	127.594	127.594	127.594
Paint holders, pads, roller frames, and rollers.....	15	9705022	12/11	112.283	112.406	112.406	112.406	112.406
Other brushes, excl. paint and varnish brushes.....	15	970503	12/85	229.740	229.601	229.601	229.907	229.907
Personal brushes.....	15	9705031	12/11	104.468	104.468	104.468	-	-
Brushes, other than personal.....	15	9705032	12/11	146.147	146.004	146.004	146.004	146.004
Miscellaneous products, n.e.c.....	15	9A	12/85	256.569	257.407	260.746	261.086	265.195
Candles.....	15	9A01	12/85	206.455	206.455	206.455	206.455	206.455
Candles.....	15	9A0101	12/85	206.455	206.455	206.455	206.455	206.455
Signs and advertising displays.....	15	9A04	12/85	240.063	241.374	246.507	247.045	251.932
Non-electric signs and displays.....	15	9A0402	12/85	290.646	293.392	296.399	297.528	301.116
All other miscellaneous fabricated products and recyclable materials.....	15	9A09	12/85	295.406	295.445	295.793	295.794	299.253
Other miscellaneous fabricated products.....	15	9A0901	12/85	304.786	304.830	305.219	305.219	308.710
Reproduction of audio and video media and software.....	15	9D	12/03	127.583	127.512	127.583	128.229	128.960
Reproduction of audio and video media and software.....	15	9D01	12/03	127.583	127.512	127.583	128.229	128.960
Services²								
Transportation services.....	30	-	06/09	159.814	160.934	161.863	161.902	160.054
Transportation of freight and mail.....	30	1	06/09	164.548	165.411	164.984	165.884	165.488
Rail transportation of freight and mail.....	30	11	12/08	154.300	152.186	151.960	153.370	153.646
Rail transportation of freight and mail.....	30	1101	12/08	154.300	152.186	151.960	153.370	153.646
Rail transportation of freight and mail.....	30	110101	12/08	154.300	152.186	151.960	153.370	153.646
Truck transportation of freight.....	30	12	06/09	149.573	150.627	149.943	150.810	149.853
Local motor carrying.....	30	1201	06/09	133.664	134.051	134.943	136.519	136.372
Local motor carrying.....	30	120101	06/09	133.664	134.051	134.943	136.519	136.372
Long-distance motor carrying.....	30	1202	06/09	155.497	156.813	155.505	156.088	154.811
Long-distance motor carrying.....	30	120201	06/09	155.497	156.813	155.505	156.088	154.811
Water transportation of freight.....	30	13	06/09	170.710	171.109	171.097	171.494	172.857
Deep sea water transportation of freight.....	30	1301	12/08	161.886	160.695	160.472	159.711	159.624
Deep sea water transportation of freight.....	30	130101	12/08	161.886	160.695	160.472	159.711	159.624
Coastal and intercoastal water transportation of freight.....	30	1302	12/08	143.531	144.423	143.668	144.474	147.923
Coastal and intercoastal water transportation of freight.....	30	130201	12/08	143.531	144.423	143.668	144.474	147.923
Great Lakes-St Lawrence Seaway water transportation of freight.....	30	1303	12/08	145.025	144.610	147.122	151.143	149.920
Great lakes-St Lawrence Seaway water transportation of freight.....	30	130301	12/08	145.025	144.610	147.122	151.143	149.920
Inland waterways transportation of freight.....	30	1304	12/08	121.618	123.397	123.958	124.530	125.302
Inland waterways transportation of freight.....	30	130401	12/08	121.618	123.397	123.958	124.530	125.302
Air transportation of freight.....	30	14	12/08	119.020	118.894	120.347	124.960	124.609
Air transportation of freight.....	30	1401	12/08	119.020	118.894	120.347	124.960	124.609
Air transportation of freight, domestic.....	30	140102	01/16	115.293	114.861	114.862	114.304	113.777
Air transportation of freight, international.....	30	140103	01/16	91.874	92.230	95.398	106.276	106.277
Courier, messenger, and U.S. postal services.....	30	16	06/09	191.637	193.823	193.605	193.600	193.933
U.S. Postal Service.....	30	1601	06/89	292.062	301.311	301.311	301.311	301.311
Mailing services (market dominant services).....	30	160107	12/12	147.488	151.214	151.214	151.214	151.214
First class mail.....	30	1601071	06/89	261.509	267.691	267.691	267.691	267.691
Periodicals mail.....	30	1601072	06/89	357.340	363.276	363.276	363.276	363.276
Standard class mail.....	30	1601073	06/89	338.572	348.606	348.606	348.606	348.606
Package services mail.....	30	1601074	06/89	330.910	336.790	336.790	336.790	336.790
Special services and fees.....	30	1601075	06/89	353.467	360.852	360.852	360.852	360.852
Shipping services (competitive services).....	30	160108	12/12	170.603	178.782	178.782	178.782	178.782
Courier and messenger services, except air.....	30	1602	04/09	213.548	212.855	213.088	213.229	214.095
Courier and messenger services, except air.....	30	160201	04/09	213.548	212.855	213.088	213.229	214.095
Air mail and package delivery services, excluding by USPS.....	30	1603	04/09	247.848	250.085	248.494	248.193	248.230
Air mail and package delivery services, excluding by USPS.....	30	160301	04/09	247.848	250.085	248.494	248.193	248.230
Pipeline transportation.....	30	17	05/22	107.846	107.143	107.143	108.722	108.788
Pipeline transportation of petroleum products.....	30	1701	12/08	198.317	198.514	198.514	198.514	198.807

See footnotes at end of table.

Table 9. Producer price indexes for commodity and service groupings and individual items, not seasonally adjusted — Continued
 [May 2024, Index base 1982=100, unless otherwise indicated]

Title	Commodity code		Other index base	Unadjusted index ¹				
	Group code	Item code		Jan. 2024	Feb. 2024 ^P	Mar. 2024 ^P	Apr. 2024 ^P	May 2024 ^P
Pipeline transportation of crude petroleum.....	30	170101	12/08	211.429	211.670	211.670	211.670	212.270
Pipeline transportation of refined petroleum products.....	30	170102	12/08	183.713	183.867	183.867	183.867	183.867
Pipeline transportation of natural gas.....	30	1702	05/22	101.698	100.415	100.415	103.113	103.103
Pipeline transportation of natural gas.....	30	170201	05/22	101.698	100.415	100.415	103.113	103.103
Transportation of passengers (partial).....	30	2	06/09	143.360	145.459	151.508	148.302	140.968
Rail transportation of passengers.....	30	21	12/08	133.552	133.552	133.552	133.552	133.552
Rail transportation of passengers.....	30	2101	12/08	133.552	133.552	133.552	133.552	133.552
Rail transportation of passengers.....	30	210101	12/08	133.552	133.552	133.552	133.552	133.552
Airline passenger services.....	30	22	12/08	132.199	134.156	139.798	136.808	129.968
Airline passenger services.....	30	2201	12/08	132.199	134.156	139.798	136.808	129.968
Airline passenger services, domestic.....	30	220101	12/08	138.563	144.257	146.753	143.812	138.674
Airline passenger services, international.....	30	220102	12/08	113.563	106.683	119.563	116.538	105.890
Services related to transportation activities.....	31	—	06/09	133.082	134.064	133.258	134.878	139.484
Services related to water transportation.....	31	1	06/09	142.518	143.590	144.682	144.763	144.805
Towing, tugging, docking, and related services.....	31	11	03/09	150.006	150.660	150.745	151.364	151.465
Towing, tugging, docking and related services.....	31	1101	03/09	150.006	150.660	150.745	151.364	151.465
Towing, tugging, docking and related services.....	31	110101	03/09	150.006	150.660	150.745	151.364	151.465
Operation of port waterfront terminals.....	31	12	12/08	167.873	171.335	173.282	172.063	172.105
Operation of port waterfront terminals.....	31	1201	12/08	167.873	171.335	173.282	172.063	172.105
Operation of port waterfront terminals.....	31	120101	12/08	167.873	171.335	173.282	172.063	172.105
Marine cargo handling.....	31	13	12/08	131.885	132.473	134.035	134.170	134.170
Marine cargo handling.....	31	1301	12/08	131.885	132.473	134.035	134.170	134.170
Marine cargo handling.....	31	130101	12/08	131.885	132.473	134.035	134.170	134.170
Services related to air transportation.....	31	2	04/09	142.246	142.226	145.792	145.740	146.427
Other airport operations, excluding aircraft maintenance and repair.....	31	21	04/09	142.246	142.226	145.792	145.740	146.427
Other airport operations, excluding aircraft maintenance and repair.....	31	2101	04/09	142.246	142.226	145.792	145.740	146.427
Other airport operations, excluding aircraft maintenance and repair.....	31	210101	04/09	142.246	142.226	145.792	145.740	146.427
Other services related to transportation activities (partial).....	31	3	06/09	126.924	128.270	125.224	127.931	135.358
Arrangement of freight and cargo.....	31	31	12/08	129.701	134.334	128.928	133.725	146.219
Arrangement of freight and cargo.....	31	3101	12/08	129.701	134.334	128.928	133.725	146.219
Arrangement of freight and cargo.....	31	310101	12/08	129.701	134.334	128.928	133.725	146.219
Freight forwarding.....	31	32	12/08	111.977	109.333	109.344	109.343	110.125
Freight forwarding.....	31	3201	12/08	111.977	109.333	109.344	109.343	110.125
Freight forwarding.....	31	320101	12/08	111.977	109.333	109.344	109.343	110.125
Warehousing, storage, and related services.....	32	—	12/08	138.181	141.095	142.503	144.640	142.677
Warehousing, storage, and related services.....	32	1	12/08	138.181	141.095	142.503	144.640	142.677
Warehousing, storage, and related services.....	32	11	12/08	138.181	141.095	142.503	144.640	142.677
Warehousing, storage, and related services.....	32	1101	12/08	138.181	141.095	142.503	144.640	142.677
Warehousing, storage, and related services.....	32	110101	12/08	138.181	141.095	142.503	144.640	142.677
Publishing sales, excluding software.....	33	—	06/09	146.478	148.276	148.739	148.927	149.390
Book, periodical, and newspaper publishing sales and subscriptions.....	33	1	06/09	156.257	157.649	158.015	158.226	158.781
Sales of books.....	33	11		502.245	509.520	511.946	513.198	516.887
Sales of textbooks.....	33	1101		815.685	820.685	814.779	819.687	819.687
Sales of textbooks.....	33	110101	06/88	520.937	524.130	520.358	523.493	523.493
Sales of technical, scientific, and professional books.....	33	1102		832.393	860.925	878.994	882.008	882.008
Sales of technical, scientific, and professional books.....	33	110201	06/88	650.119	672.403	686.515	688.870	688.870
Sales of religious books.....	33	1103		228.378	237.819	236.913	228.971	237.492
Sales of religious books.....	33	110301	06/88	173.329	180.495	179.807	173.780	180.246
Sales of general adult and juvenile books.....	33	1104		220.977	218.266	215.854	217.004	221.614
Sales of general adult and juvenile books.....	33	110402		220.977	218.266	215.854	217.004	221.614
Sales of general adult books.....	33	1104021	12/22	107.549	104.412	104.017	104.587	107.135
Sales of juvenile books.....	33	1104022	12/22	107.319	108.498	106.257	106.802	108.622
Sales of general reference books.....	33	1105		200.280	201.146	200.787	200.232	200.863
Sales of general reference books.....	33	110501	06/88	170.498	171.235	170.930	170.457	170.994
Sales and subscriptions of periodicals and newspapers.....	33	12	06/09	151.334	151.910	151.919	151.965	151.975
Sales and subscriptions of periodicals.....	33	1201	06/07	110.730	110.973	110.973	111.027	111.027
Sales and subscriptions of periodicals.....	33	120101	06/07	110.730	110.973	110.973	111.027	111.027
Newspaper subscription and single copy sales.....	33	1202		612.142	615.140	615.203	615.314	615.384
Newspaper subscription and single copy sales.....	33	120205		612.142	615.140	615.203	615.314	615.384
Newspaper subscriptions, print and online bundled.....	33	1202051	09/15	201.615	213.518	213.765	214.207	214.486
Newspaper subscriptions, print only.....	33	1202052	09/15	184.092	184.092	184.092	184.092	184.092

See footnotes at end of table.

Table 9. Producer price indexes for commodity and service groupings and individual items, not seasonally adjusted — Continued
 [May 2024, Index base 1982=100, unless otherwise indicated]

Title	Commodity code		Other index base	Unadjusted index ¹				
	Group code	Item code		Jan. 2024	Feb. 2024 ^P	Mar. 2024 ^P	Apr. 2024 ^P	May 2024 ^P
Greeting card publishing sales.....	33	3	12/85	240.017	240.177	240.057	240.137	240.137
Greeting card publishing sales.....	33	31	12/85	240.017	240.177	240.057	240.137	240.137
Greeting card publishing sales.....	33	3101	12/85	240.017	240.177	240.057	240.137	240.137
Greeting card publishing sales.....	33	310101	12/85	240.017	240.177	240.057	240.137	240.137
Calendars, yearbooks, and other miscellaneous publishing sales.....	33	4	12/89	223.848	223.265	223.402	223.402	223.852
Calendars, yearbooks, and other miscellaneous publishing sales.....	33	41	12/89	223.848	223.265	223.402	223.402	223.852
Calendars, yearbooks, and other miscellaneous publishing sales.....	33	4101	12/89	223.848	223.265	223.402	223.402	223.852
Calendars, yearbooks, and other miscellaneous publishing sales.....	33	410101	12/89	223.848	223.265	223.402	223.402	223.852
Directory, mailing list, and related compilations publishing sales.....	33	6	12/22	107.965	111.276	112.080	112.251	112.540
Directory, mailing list, and related compilations publishing sales.....	33	61	12/22	107.965	111.276	112.080	112.251	112.540
Directory, mailing list, and related compilations publishing sales.....	33	6101	12/22	107.965	111.276	112.080	112.251	112.540
Directory, mailing list, and related compilations publishing sales.....	33	610101	12/22	107.965	111.276	112.080	112.251	112.540
Software publishing.....	34	—	06/09	98.740	98.625	98.920	100.092	100.259
System software publishing.....	34	1	05/22	104.116	104.544	105.449	107.411	107.288
System software publishing.....	34	11	05/22	104.116	104.544	105.449	107.411	107.288
System software publishing.....	34	1101	05/22	104.116	104.544	105.449	107.411	107.288
System software publishing.....	34	110101	05/22	104.116	104.544	105.449	107.411	107.288
Application software publishing.....	34	2	06/09	110.253	109.515	109.186	109.687	110.207
Application software publishing.....	34	21	06/09	110.253	109.515	109.186	109.687	110.207
Desktop and portable device application software publishing.....	34	2101	12/08	105.165	107.179	107.494	106.830	105.800
Desktop and portable device application software publishing.....	34	210101	12/08	105.165	107.179	107.494	106.830	105.800
Application software publishing, cross-industry, vertical market, utilities, and other.....	34	2103	12/08	117.597	116.023	116.140	116.844	118.673
Application software publishing, cross-industry, vertical market, utilities, and other.....	34	210301	12/08	117.597	116.023	116.140	116.844	118.673
Application software publishing, game software.....	34	2104	12/13	104.891	101.293	98.657	100.760	100.763
Application software publishing, game software.....	34	210401	12/13	104.891	101.293	98.657	100.760	100.763
Network compensation from broadcast and cable television and radio.....	35	—	06/09	159.674	159.674	159.674	159.674	159.674
Affiliate agreements, programming sales, and retransmission fees for cable and broadcast tv.....	35	1	06/09	160.535	160.535	160.535	160.535	160.535
Affiliate agreements, programming sales, and retransmission fees for cable and broadcast tv.....	35	11	06/09	160.535	160.535	160.535	160.535	160.535
Affiliate agreements, programming sales, and retransmission fees for cable and broadcast tv.....	35	1101	12/08	163.514	163.514	163.514	163.514	163.514
Affiliate agreements, programming sales, and retransmission fees for cable and broadcast tv.....	35	110101	12/08	163.514	163.514	163.514	163.514	163.514
Affiliate agreements, programming sales, and retransmission fees for radio.....	35	2	06/09	159.747	159.747	159.747	159.747	159.747
Affiliate agreements, programming sales, and retransmission fees for radio.....	35	21	06/09	159.747	159.747	159.747	159.747	159.747
Affiliate agreements, programming sales, and network compensation for radio.....	35	2101	12/08	159.478	159.478	159.478	159.478	159.478
Affiliate agreements, programming sales, and network compensation for radio.....	35	210101	12/08	159.478	159.478	159.478	159.478	159.478
Advertising space and time sales.....	36	—	06/09	96.876	98.057	96.936	101.764	102.301
Advertising space sales in periodicals, newspapers, directories, and mailing lists.....	36	1	06/09	102.278	102.461	102.508	102.894	103.008
Advertising space sales in periodicals and newspapers.....	36	11	06/09	101.539	101.753	101.807	102.258	102.391
Advertising space sales in periodicals.....	36	1101		470.643	471.552	471.552	472.885	472.885
Advertising space sales in newspapers.....	36	1102		343.309	344.108	344.535	346.781	347.818
Advertising space sales in newspapers, print only.....	36	110203	09/15	82.304	82.496	82.598	83.136	83.385
Advertising space sales in directories and mailing lists.....	36	12	12/08	110.789	110.789	110.789	110.789	110.789
Print advertising space sales in directories and mailing lists.....	36	1201	12/08	110.789	110.789	110.789	110.789	110.789
Print advertising space sales in directories and mailing lists.....	36	120101	12/08	110.789	110.789	110.789	110.789	110.789
Television advertising time sales.....	36	2	06/09	80.829	83.836	79.749	81.447	82.433
Television advertising time sales.....	36	21	06/09	80.829	83.836	79.749	81.447	82.433
Broadcast and network television advertising time sales.....	36	2101	12/08	74.197	82.161	76.248	76.575	76.069
Broadcast and network television advertising time sales.....	36	210101	12/08	74.197	82.161	76.248	76.575	76.069
Cable network advertising time sales.....	36	2102	12/08	77.130	72.751	70.422	73.511	75.998
Cable network advertising time sales.....	36	210201	12/08	77.130	72.751	70.422	73.511	75.998
Local cable system advertising time sales.....	36	2103	12/08	73.132	88.970	88.970	88.970	88.970
Local cable system advertising time sales.....	36	210301	12/08	73.132	88.970	88.970	88.970	88.970
Radio advertising time sales.....	36	3	03/09	82.692	88.243	89.057	88.043	92.216
Radio advertising time sales.....	36	31	03/09	82.692	88.243	89.057	88.043	92.216

See footnotes at end of table.

Table 9. Producer price indexes for commodity and service groupings and individual items, not seasonally adjusted — Continued
 [May 2024, Index base 1982=100, unless otherwise indicated]

Title	Commodity code		Other index base	Unadjusted index ¹				
	Group code	Item code		Jan. 2024	Feb. 2024 ^P	Mar. 2024 ^P	Apr. 2024 ^P	May 2024 ^P
Radio advertising time sales.....	36	3101	03/09	82.692	88.243	89.057	88.043	92.216
Radio advertising time sales.....	36	310101	03/09	82.692	88.243	89.057	88.043	92.216
Internet advertising sales.....	36	6	12/22	107.532	107.511	107.501	115.412	115.423
Internet advertising sales.....	36	61	12/22	107.532	107.511	107.501	115.412	115.423
Internet advertising sales.....	36	6101	12/22	107.532	107.511	107.501	115.412	115.423
Internet advertising sales.....	36	610101	12/22	107.532	107.511	107.501	115.412	115.423
Telecommunication, cable, and internet user services.....	37	—	06/09	113.105	113.537	113.378	114.548	114.361
Wired telephone services.....	37	1	06/09	123.549	124.177	124.122	124.307	124.362
Residential wired telephone services.....	37	11	06/09	159.867	159.702	159.644	160.168	160.390
Local residential wired telephone service.....	37	1101	12/08	158.884	159.139	159.163	159.157	159.155
Local residential wired telephone service.....	37	110101	12/08	158.884	159.139	159.163	159.157	159.155
Long distance residential wired telephone service.....	37	1102	03/09	162.215	161.281	161.072	162.488	162.985
Long distance residential wired telephone service.....	37	110201	03/09	162.215	161.281	161.072	162.488	162.985
All-distance residential wired telephone service.....	37	1103	12/11	157.896	159.371	159.625	159.805	162.113
All-distance residential wired telephone service.....	37	110301	12/11	157.896	159.371	159.625	159.805	162.113
Business wired telephone services.....	37	12	06/09	104.194	105.358	105.305	105.268	105.331
Local business wired telephone service.....	37	1201	12/08	126.796	127.314	128.488	128.256	127.556
Local business wired telephone service.....	37	120101	12/08	126.796	127.314	128.488	128.256	127.556
Long distance business wired telephone and other toll service.....	37	1202	04/09	97.772	97.424	96.750	96.857	98.310
Long distance business wired telephone and other toll service.....	37	120201	04/09	104.912	104.538	103.815	103.930	105.489
Private line wired telephone service.....	37	1204	12/11	100.897	103.299	103.061	103.028	102.623
Private line wired telephone service.....	37	120401	12/11	100.897	103.299	103.061	103.028	102.623
All-distance business wired telephone service (partial).....	37	1205	05/22	101.916	101.346	102.034	101.746	101.035
All-distance business wired telephone service.....	37	120501	05/22	101.916	101.346	102.034	101.746	101.035
Other telephone services.....	37	13	12/08	102.994	102.779	102.740	103.143	102.795
Other wired telephone services.....	37	1301	12/08	102.994	102.779	102.740	103.143	102.795
Other wired telephone services.....	37	130104	12/08	102.329	102.116	102.077	102.477	102.132
Wireless telecommunication services.....	37	2	06/09	66.751	66.597	66.594	66.601	66.595
Cellular phone and other wireless telecommunication services.....	37	21	03/09	65.211	65.062	65.059	65.065	65.060
Cellular phone and other wireless telecommunication services.....	37	2101	03/09	65.211	65.062	65.059	65.065	65.060
Cellular phone and other wireless telecommunication services.....	37	210101	03/09	65.211	65.062	65.059	65.065	65.060
Cable and satellite subscriber services.....	37	3	12/08	170.159	173.816	172.990	175.096	175.588
Cable and satellite subscriber services.....	37	31	12/08	170.159	173.816	172.990	175.096	175.588
Cable and satellite subscriber services.....	37	3101	12/08	170.159	173.816	172.990	175.096	175.588
Cable and satellite subscriber services.....	37	310101	12/08	170.159	173.816	172.990	175.096	175.588
Internet access services.....	37	4	03/09	91.331	91.820	91.824	92.241	92.394
Internet access services.....	37	41	03/09	91.331	91.820	91.824	92.241	92.394
Residential Internet access services.....	37	4102	12/11	89.613	89.988	90.011	90.477	90.632
Residential Internet access services.....	37	410201	12/11	89.613	89.988	90.011	90.477	90.632
Business Internet access services.....	37	4103	12/11	97.236	98.043	97.996	98.282	98.433
Business Internet access services.....	37	410301	12/11	97.236	98.043	97.996	98.282	98.433
Bundled wired telecommunications access services.....	37	5	12/11	130.487	130.945	130.568	134.563	133.514
Bundled wired telecommunications access services.....	37	51	12/11	130.487	130.945	130.568	134.563	133.514
Bundled wired telecommunications access services.....	37	5101	12/11	130.487	130.945	130.568	134.563	133.514
Bundled wired telecommunications access services.....	37	510101	12/11	130.487	130.945	130.568	134.563	133.514
Data processing and related services.....	38	—	06/09	107.225	107.358	107.050	107.529	108.005
Data processing and related services.....	38	1	06/09	107.225	107.358	107.050	107.529	108.005
Data processing and related services.....	38	11	06/09	107.225	107.358	107.050	107.529	108.005
Hosting, ASP and other IT infrastructure provisioning services.....	38	1101	12/08	113.209	113.430	112.919	113.714	114.477
Hosting, ASP and other IT infrastructure provisioning services.....	38	110101	12/08	113.209	113.430	112.919	113.714	114.477
Business process management services (partial).....	38	1102	12/08	96.924	96.924	96.924	96.924	97.004
Business process management services (partial).....	38	110201	12/08	96.924	96.924	96.924	96.924	97.004
Data management, information transformation and other services.....	38	1103	12/08	99.587	99.587	99.587	99.587	99.587
Data management, information transformation and other services.....	38	110301	12/08	99.587	99.587	99.587	99.587	99.587
Credit intermediation services (partial).....	39	—	06/09	122.690	123.855	124.036	125.742	123.499
Loan services (partial).....	39	1	06/09	205.184	206.937	204.977	209.871	203.783
Business loans (partial).....	39	11	04/09	397.361	397.864	390.731	399.401	385.410
Business loans (partial).....	39	1101	04/09	397.361	397.864	390.731	399.401	385.410
Business loans (partial).....	39	110101	04/09	397.361	397.864	390.731	399.401	385.410
Consumer loans (partial).....	39	12	06/09	128.940	132.931	134.722	138.724	136.856
Residential real estate loans (partial).....	39	1201	04/09	155.833	160.977	164.339	168.599	167.490

See footnotes at end of table.

Table 9. Producer price indexes for commodity and service groupings and individual items, not seasonally adjusted — Continued
 [May 2024, Index base 1982=100, unless otherwise indicated]

Title	Commodity code		Other index base	Unadjusted index ¹				
	Group code	Item code		Jan. 2024	Feb. 2024 ^P	Mar. 2024 ^P	Apr. 2024 ^P	May 2024 ^P
Residential real estate loans, except home equity (partial).....	39	120101	04/09	124.622	135.318	140.967	145.254	147.647
Home equity loans (partial).....	39	120102	04/09	452.586	427.348	419.044	426.046	402.800
Vehicle loans (partial).....	39	1202	04/09	55.000	58.096	57.348	61.087	57.590
Vehicle loans (partial).....	39	120201	04/09	55.000	58.096	57.348	61.087	57.590
Credit cards, overdraft credit, and related plans (partial).....	39	1203	04/09	206.786	205.741	201.166	207.213	200.864
Credit cards, overdraft credit, and related plans (partial).....	39	120301	04/09	206.786	205.741	201.166	207.213	200.864
Other loans and loan services (partial).....	39	13	04/09	106.649	107.103	106.573	108.597	105.873
Other loans and loan services (partial).....	39	1301	04/09	106.649	107.103	106.573	108.597	105.873
Other loans and loan services (partial).....	39	130101	04/09	106.649	107.103	106.573	108.597	105.873
Deposit services (partial).....	39	2	04/09	75.354	76.191	78.270	78.139	78.458
Deposit services (partial).....	39	21	04/09	75.354	76.191	78.270	78.139	78.458
Deposit services (partial).....	39	2101	04/09	75.354	76.191	78.270	78.139	78.458
Deposit services (partial).....	39	210101	04/09	75.354	76.191	78.270	78.139	78.458
Other credit intermediation services, including trust services (partial).....	39	3	04/09	97.615	98.928	98.937	95.537	96.349
Other credit intermediation services, including trust services (partial).....	39	31	04/09	97.615	98.928	98.937	95.537	96.349
Other credit intermediation services, including trust services (partial).....	39	3101	04/09	97.615	98.928	98.937	95.537	96.349
Other credit intermediation services, including trust services (partial).....	39	310101	04/09	97.615	98.928	98.937	95.537	96.349
Investment services.....	40	—	06/09	233.717	235.453	240.194	244.055	242.294
Securities brokerage, dealing, investment advice, and related services.....	40	1	06/09	219.892	221.428	227.072	226.810	226.052
Securities brokerage, dealing, investment advice, and related services.....	40	11	06/09	219.892	221.428	227.072	226.810	226.052
Securities brokerage, dealing, and investment advice.....	40	1101	12/08	104.953	107.999	111.781	111.569	110.905
Securities brokerage, dealing, and investment advice.....	40	110101	12/08	104.953	107.999	111.781	111.569	110.905
Securities brokerage and dealing related services (partial).....	40	1102	12/08	792.835	768.444	774.717	774.887	776.063
Securities brokerage and dealing related services.....	40	110201	12/08	792.835	768.444	774.717	774.887	776.063
Portfolio management.....	40	2	12/08	274.391	274.673	276.522	288.671	283.372
Portfolio management.....	40	21	12/08	274.391	274.673	276.522	288.671	283.372
Portfolio management.....	40	2101	12/08	274.391	274.673	276.522	288.671	283.372
Portfolio management.....	40	210101	12/08	274.391	274.673	276.522	288.671	283.372
Investment banking.....	40	3	12/08	249.212	257.651	269.128	268.055	272.461
Investment banking.....	40	31	12/08	249.212	257.651	269.128	268.055	272.461
Investment banking.....	40	3101	12/08	249.212	257.651	269.128	268.055	272.461
Investment banking.....	40	310101	12/08	249.212	257.651	269.128	268.055	272.461
Insurance and annuities.....	41	—	06/09	134.197	134.384	134.632	134.618	135.035
Insurance.....	41	1	06/09	137.231	137.433	137.700	137.658	138.107
Insurance.....	41	11	06/09	137.231	137.433	137.700	137.658	138.107
Life insurance.....	41	1101	03/09	106.963	106.659	106.660	105.888	105.890
Life insurance.....	41	110101	03/09	106.963	106.659	106.660	105.888	105.890
Disability insurance, including accidental death.....	41	1102	03/09	101.440	101.440	101.440	101.440	101.440
Disability insurance, including accidental death.....	41	110201	03/09	101.440	101.440	101.440	101.440	101.440
Health and medical insurance.....	41	1103	03/09	154.494	154.546	154.547	154.544	154.558
Health and medical insurance.....	41	110301	03/09	154.494	154.546	154.547	154.544	154.558
Property and casualty insurance.....	41	1104	03/09	139.806	140.360	140.912	141.231	142.153
Property and casualty insurance.....	41	110401	03/09	139.806	140.360	140.912	141.231	142.153
Annuities.....	41	2	03/09	114.727	114.694	114.693	115.156	115.139
Annuities.....	41	21	03/09	114.727	114.694	114.693	115.156	115.139
Annuities.....	41	2101	03/09	114.727	114.694	114.693	115.156	115.139
Annuities.....	41	210101	03/09	114.727	114.694	114.693	115.156	115.139
Commissions and fees from sales and administration of insurance policies (partial).....	42	—	06/09	111.736	112.057	112.059	112.061	112.061
Commissions from sales of insurance.....	42	1	06/09	111.736	112.057	112.059	112.061	112.061
Commissions from sales of insurance.....	42	11	06/09	111.736	112.057	112.059	112.061	112.061
Commissions from sales of life insurance and annuities.....	42	1101	06/09	104.250	107.028	107.028	107.028	107.028
Commissions from sales of life insurance and annuities.....	42	110101	06/09	104.250	107.028	107.028	107.028	107.028
Commissions from sales of health and medical insurance.....	42	1102	06/09	110.815	110.815	110.815	110.815	110.815
Commissions from sales of health and medical insurance.....	42	110201	06/09	110.815	110.815	110.815	110.815	110.815
Commissions from sales of property and casualty insurance.....	42	1103	06/09	115.772	115.779	115.782	115.785	115.785
Commissions from sales of property and casualty insurance.....	42	110301	06/09	115.772	115.779	115.782	115.785	115.785
Commissions from sales of other insurance.....	42	1104	06/09	100.786	100.786	100.786	100.786	100.786
Commissions from sales of other insurance.....	42	110401	06/09	100.786	100.786	100.786	100.786	100.786
Real estate services (partial).....	43	—	06/09	150.318	147.918	147.653	148.472	148.561
Nonresidential real estate services.....	43	1	06/09	134.041	130.724	130.510	130.917	130.408

See footnotes at end of table.

Table 9. Producer price indexes for commodity and service groupings and individual items, not seasonally adjusted — Continued
 [May 2024, Index base 1982=100, unless otherwise indicated]

Title	Commodity code		Other index base	Unadjusted index ¹				
	Group code	Item code		Jan. 2024	Feb. 2024 ^P	Mar. 2024 ^P	Apr. 2024 ^P	May 2024 ^P
Nonresidential real estate rents.....	43	11	06/09	136.106	131.265	130.940	131.340	130.640
Office buildings, gross rents.....	43	1101	12/08	135.638	132.963	134.413	134.005	133.052
Office buildings, gross rents.....	43	110101	12/08	135.638	132.963	134.413	134.005	133.052
Retail properties, gross rents.....	43	1102	04/09	130.884	121.866	119.446	121.461	120.452
Retail properties, gross rents.....	43	110201	04/09	130.884	121.866	119.446	121.461	120.452
Industrial buildings, gross rents.....	43	1103	04/09	121.124	121.088	121.227	121.352	121.390
Industrial buildings, gross rents.....	43	110301	04/09	121.124	121.088	121.227	121.352	121.390
Self-service storage and miniwarehouses, gross rents.....	43	1104	12/08	176.151	172.914	171.650	170.338	164.464
Self-service storage and miniwarehouses, gross rents.....	43	110401	12/08	176.151	172.914	171.650	170.338	164.464
Other nonresidential buildings, gross rents.....	43	1105	12/08	119.816	116.630	117.362	116.929	119.533
Other nonresidential buildings, gross rents.....	43	110501	12/08	119.816	116.630	117.362	116.929	119.533
Nonresidential property sales and leases including land, brokerage fees and commissions.....	43	12	12/08	136.827	136.814	136.832	137.270	137.007
Nonresidential property sales and leases including land, brokerage fees and commissions.....	43	1201	12/08	136.827	136.814	136.832	137.270	137.007
Nonresidential property sales and leases including land, brokerage fees and commissions.....	43	120101	12/08	136.827	136.814	136.832	137.270	137.007
Nonresidential property management fees.....	43	13	12/08	101.732	105.918	106.259	106.637	107.223
Nonresidential property management fees.....	43	1301	12/08	101.732	105.918	106.259	106.637	107.223
Nonresidential property management fees.....	43	130101	12/08	101.732	105.918	106.259	106.637	107.223
Residential real estate services (partial).....	43	2	06/09	179.858	179.341	178.938	180.631	181.928
Residential property sales and rental, brokerage fees and commissions.....	43	21	12/08	200.305	199.609	199.006	201.204	203.099
Residential property sales and rental, brokerage fees and commissions.....	43	2101	12/08	200.305	199.609	199.006	201.204	203.099
Residential property sales and rental, brokerage fees and commissions.....	43	210101	12/08	200.305	199.609	199.006	201.204	203.099
Residential property management fees.....	43	22	12/08	132.723	132.603	132.646	133.213	133.181
Residential property management fees.....	43	2201	12/08	132.723	132.603	132.646	133.213	133.181
Residential property management fees.....	43	220101	12/08	132.723	132.603	132.646	133.213	133.181
Real estate appraisal fees.....	43	3	12/08	118.927	118.505	118.893	118.893	119.453
Real estate appraisal fees.....	43	31	12/08	118.927	118.505	118.893	118.893	119.453
Real estate appraisal fees.....	43	3101	12/08	118.927	118.505	118.893	118.893	119.453
Real estate appraisal fees.....	43	310101	12/08	118.927	118.505	118.893	118.893	119.453
Rental and leasing of goods (partial).....	44	—	06/09	104.647	104.740	108.569	108.322	108.662
Passenger car rental.....	44	1	03/09	95.219	96.532	104.583	103.365	103.880
Passenger car rental.....	44	11	03/09	95.219	96.532	104.583	103.365	103.880
Passenger car rental.....	44	1101	03/09	95.219	96.532	104.583	103.365	103.880
Passenger car rental.....	44	110101	03/09	95.219	96.532	104.583	103.365	103.880
Truck, trailer, and RV rental and leasing.....	44	2	06/09	123.485	122.967	123.695	125.365	125.206
Truck, trailer, and RV rental and leasing.....	44	21	06/09	116.013	115.525	116.210	117.779	117.629
Truck, truck trailer and RV rental.....	44	2101	12/08	121.140	119.338	119.963	122.183	122.705
Truck, truck trailer and RV rental.....	44	210101	12/08	121.140	119.338	119.963	122.183	122.705
Truck, truck trailer and RV leasing.....	44	2102	12/08	121.389	121.807	122.588	123.812	123.168
Truck, truck trailer and RV leasing.....	44	210201	12/08	121.389	121.807	122.588	123.812	123.168
Construction, mining, and forestry machinery and equipment rental and leasing.....	44	3	03/09	105.393	104.472	105.579	105.121	105.615
Construction, mining, and forestry machinery and equipment rental and leasing.....	44	31	03/09	105.393	104.472	105.579	105.121	105.615
Construction, mining, and forestry machinery and equipment rental and leasing.....	44	3101	03/09	105.393	104.472	105.579	105.121	105.615
Construction, mining, and forestry machinery and equipment rental and leasing.....	44	310101	03/09	105.393	104.472	105.579	105.121	105.615
Professional services (partial).....	45	—	06/09	143.824	144.757	144.608	145.929	145.950
Legal services.....	45	1	03/09	171.315	173.795	173.427	176.081	176.442
Legal services.....	45	11	03/09	171.315	173.795	173.427	176.081	176.442
Legal services.....	45	1101	03/09	171.315	173.795	173.427	176.081	176.442
Legal services.....	45	110101	03/09	171.315	173.795	173.427	176.081	176.442
Accounting services (partial).....	45	2	06/09	134.440	135.980	134.729	133.264	133.261
Accounting services, excluding payroll.....	45	21	06/09	134.440	135.980	134.729	133.264	133.261
Financial auditing.....	45	2101	12/08	125.871	126.039	124.948	124.193	124.087
Financial auditing.....	45	210101	12/08	125.871	126.039	124.948	124.193	124.087
Tax preparation and planning.....	45	2102	04/09	129.805	133.754	134.209	134.529	134.593
Tax preparation and planning.....	45	210201	04/09	129.805	133.754	134.209	134.529	134.593
Bookkeeping and compilation.....	45	2103	12/08	153.632	154.716	149.592	142.903	142.905
Bookkeeping and compilation.....	45	210301	12/08	153.632	154.716	149.592	142.903	142.905

See footnotes at end of table.

Table 9. Producer price indexes for commodity and service groupings and individual items, not seasonally adjusted — Continued
 [May 2024, Index base 1982=100, unless otherwise indicated]

Title	Commodity code		Other index base	Unadjusted index ¹				
	Group code	Item code		Jan. 2024	Feb. 2024 ^P	Mar. 2024 ^P	Apr. 2024 ^P	May 2024 ^P
Other accounting services, including billing and review (partial).....	45	2104	12/08	130.378	129.307	128.051	126.776	126.822
Other accounting services, including billing and review (partial).....	45	210401	12/08	130.378	129.307	128.051	126.776	126.822
Architectural and engineering services.....	45	3	06/09	134.918	135.069	135.095	135.757	135.789
Architectural services.....	45	31	03/09	114.517	114.574	114.588	114.865	115.070
Architectural services.....	45	3101	03/09	114.517	114.574	114.588	114.865	115.070
Architectural services.....	45	310101	03/09	114.517	114.574	114.588	114.865	115.070
Engineering services.....	45	32	03/09	138.623	138.790	138.819	139.551	139.551
Engineering services.....	45	3201	03/09	138.623	138.790	138.819	139.551	139.551
Engineering services.....	45	320101	03/09	138.623	138.790	138.819	139.551	139.551
Management, scientific, and technical consulting services.....	45	4	06/09	119.697	119.273	119.477	121.418	121.476
Management consulting services.....	45	41	06/09	119.697	119.273	119.477	121.418	121.476
Administrative and general management consulting services.....	45	4101	12/08	142.476	142.150	142.294	145.927	146.033
Administrative and general management consulting services.....	45	410101	12/08	142.476	142.150	142.294	145.927	146.033
Human resources consulting services.....	45	4102	12/08	112.426	112.485	112.294	112.093	112.016
Human resources consulting services.....	45	410201	12/08	112.426	112.485	112.294	112.093	112.016
Marketing consulting services.....	45	4103	12/08	64.821	64.833	64.832	64.832	64.832
Marketing consulting services.....	45	410301	12/08	64.821	64.833	64.832	64.832	64.832
Process, physical distribution, and logistics consulting services.....	45	4104	12/08	122.642	119.536	121.223	121.800	121.904
Process, physical distribution, and logistics consulting services.....	45	410401	12/08	122.642	119.536	121.223	121.800	121.904
Advertising and related services (partial).....	45	5	12/08	117.695	118.059	118.075	118.084	118.148
Advertising agency services.....	45	51	12/08	117.695	118.059	118.075	118.084	118.148
Advertising agency services.....	45	5101	12/08	117.695	118.059	118.075	118.084	118.148
Advertising agency services.....	45	510101	12/08	117.695	118.059	118.075	118.084	118.148
Information technology (IT) technical support and consulting services (partial).....	45	6	12/08	138.092	135.001	140.142	147.929	142.477
Information technology (IT) technical support and consulting services (partial).....	45	61	12/08	138.092	135.001	140.142	147.929	142.477
Information technology (IT) technical support and consulting services (partial).....	45	6101	12/08	138.092	135.001	140.142	147.929	142.477
Information technology (IT) technical support and consulting services (partial).....	45	610101	12/08	138.092	135.001	140.142	147.929	142.477
Employment services.....	46	—	06/09	130.293	129.661	129.483	128.986	128.117
Permanent placement services.....	46	1	03/09	132.156	110.418	110.437	115.132	99.985
Permanent placement services.....	46	11	03/09	132.156	110.418	110.437	115.132	99.985
Employment placement services.....	46	1101	03/09	132.156	110.418	110.437	115.132	99.985
Employment placement services.....	46	110101	03/09	132.156	110.418	110.437	115.132	99.985
Executive search services.....	46	2	12/08	109.810	109.650	108.072	109.624	109.660
Executive search services.....	46	21	12/08	109.810	109.650	108.072	109.624	109.660
Executive search services.....	46	2101	12/08	109.810	109.650	108.072	109.624	109.660
Executive search services.....	46	210101	12/08	109.810	109.650	108.072	109.624	109.660
Staffing services.....	46	3	06/09	130.668	130.890	130.731	129.982	129.680
Temporary help services.....	46	31	03/09	141.181	141.616	141.303	140.300	139.708
Temporary help services.....	46	3101	03/09	141.181	141.616	141.303	140.300	139.708
Temporary help services.....	46	310101	03/09	141.181	141.616	141.303	140.300	139.708
Co-employment staffing services.....	46	32	12/08	120.245	120.245	120.245	119.760	119.760
Co-employment staffing services.....	46	3201	12/08	120.245	120.245	120.245	119.760	119.760
Co-employment staffing services.....	46	320101	12/08	120.245	120.245	120.245	119.760	119.760
Travel arrangement services (partial).....	47	—	06/09	106.620	106.892	106.260	106.876	107.050
Arrangement of flights (partial).....	47	1	06/09	99.751	99.525	98.759	99.712	99.693
Arrangement of international flights.....	47	11	12/08	108.238	108.309	107.116	109.092	108.998
Arrangement of international flights.....	47	1101	12/08	108.238	108.309	107.116	109.092	108.998
Arrangement of international flights.....	47	110101	12/08	108.238	108.309	107.116	109.092	108.998
Arrangement of domestic flights.....	47	12	12/08	81.044	80.463	80.297	79.886	79.963
Arrangement of domestic flights (partial).....	47	1201	12/08	81.044	80.463	80.297	79.886	79.963
Arrangement of domestic flights.....	47	120101	12/08	81.044	80.463	80.297	79.886	79.963
Arrangement of vehicle rentals and lodging.....	47	2	12/08	106.772	106.896	106.779	107.915	107.822
Arrangement of vehicle rentals and lodging.....	47	21	12/08	106.772	106.896	106.779	107.915	107.822
Arrangement of vehicle rentals and lodging (partial).....	47	2101	12/08	106.772	106.896	106.779	107.915	107.822
Arrangement of vehicle rentals and lodging.....	47	210101	12/08	106.772	106.896	106.779	107.915	107.822
Arrangement of cruises and tours.....	47	3	12/08	109.466	111.234	109.733	110.052	111.037
Arrangement of cruises and tours.....	47	31	12/08	109.466	111.234	109.733	110.052	111.037

See footnotes at end of table.

Table 9. Producer price indexes for commodity and service groupings and individual items, not seasonally adjusted — Continued
 [May 2024, Index base 1982=100, unless otherwise indicated]

Title	Commodity code		Other index base	Unadjusted index ¹				
	Group code	Item code		Jan. 2024	Feb. 2024 ^P	Mar. 2024 ^P	Apr. 2024 ^P	May 2024 ^P
Arrangement of cruises and tours.....	47	3101	12/08	109.466	111.234	109.733	110.052	111.037
Arrangement of cruises and tours.....	47	310101	12/08	109.466	111.234	109.733	110.052	111.037
Other travel arrangements (partial).....	47	4	12/08	124.817	124.817	124.817	124.817	124.817
Other travel arrangements (partial).....	47	41	12/08	124.817	124.817	124.817	124.817	124.817
Other travel arrangements (partial).....	47	4101	12/08	124.817	124.817	124.817	124.817	124.817
Other travel arrangements (partial).....	47	410101	12/08	124.817	124.817	124.817	124.817	124.817
Selected security services (partial).....	48	—	03/09	158.240	159.135	158.951	159.270	159.049
Security guard services.....	48	1	03/09	158.240	159.135	158.951	159.270	159.049
Security guard services.....	48	11	03/09	158.240	159.135	158.951	159.270	159.049
Security guard services.....	48	1101	03/09	158.240	159.135	158.951	159.270	159.049
Security guard services.....	48	110101	03/09	158.240	159.135	158.951	159.270	159.049
Cleaning and building maintenance services (partial).....	49	—	03/09	126.177	126.177	126.177	126.009	126.318
Janitorial services.....	49	1	03/09	126.177	126.177	126.177	126.009	126.318
Janitorial services.....	49	11	03/09	126.177	126.177	126.177	126.009	126.318
Janitorial services.....	49	1101	03/09	126.177	126.177	126.177	126.009	126.318
Janitorial services.....	49	110101	03/09	126.177	126.177	126.177	126.009	126.318
Waste collection and remediation services (partial).....	50	—	12/08	170.886	169.913	173.965	176.025	178.686
Waste collection.....	50	1	12/08	170.886	169.913	173.965	176.025	178.686
Solid waste collection.....	50	11	12/08	170.886	169.913	173.965	176.025	178.686
Solid waste collection.....	50	1101	12/08	170.886	169.913	173.965	176.025	178.686
Solid waste collection.....	50	110101	12/08	170.886	169.913	173.965	176.025	178.686
Health care services.....	51	—	06/09	139.069	139.430	139.496	139.626	139.964
Outpatient care (partial).....	51	1	06/09	130.648	131.139	131.270	131.486	131.854
Outpatient care (partial).....	51	11	06/09	130.648	131.139	131.270	131.486	131.854
Physician care.....	51	1101	03/09	118.073	118.090	118.363	118.446	118.421
Medicare patients: physician care.....	51	110102	06/14	103.960	103.944	105.293	105.293	105.326
Medicaid patients: physician care.....	51	110103	06/14	100.214	100.219	100.215	100.215	100.215
Private insurance patients: physician care.....	51	110104	06/14	112.020	112.066	111.802	111.962	111.955
All other patients: physician care.....	51	110105	06/14	115.203	115.182	115.229	115.232	114.932
Medical laboratory and diagnostic imaging center care.....	51	1102	03/09	95.194	95.220	95.458	95.543	95.543
Medical laboratory care.....	51	110201	03/09	90.819	90.857	90.899	91.022	91.022
Medicare patients: medical laboratory care.....	51	1102011	06/14	79.524	79.524	79.631	79.631	79.631
Medicaid patients: medical laboratory care.....	51	1102012	06/14	95.319	95.319	95.319	95.319	95.319
Private insurance patients: medical laboratory care.....	51	1102013	06/14	98.057	98.051	98.036	98.270	98.270
All other patients: medical laboratory care.....	51	1102014	06/14	103.207	103.470	103.748	103.748	103.748
Diagnostic imaging center care.....	51	110202	03/09	102.273	102.273	102.930	102.930	102.930
Medicare and Medicaid patients: diagnostic imaging center care.....	51	1102021	06/14	91.290	91.290	91.572	91.572	91.572
Private insurance and all other patients: diagnostic imaging center care.....	51	1102024	06/14	105.279	105.279	106.063	106.063	106.063
Home health and hospice care.....	51	1103	12/08	129.418	129.418	129.418	129.421	129.421
Home health and hospice care.....	51	110301	12/08	129.418	129.418	129.418	129.421	129.421
Medicare and Medicaid patients: home health and hospice care.....	51	11030101	12/08	122.779	122.779	122.779	122.783	122.783
Medicare patients: home health and hospice care.....	51	110301011	12/08	111.687	111.687	111.687	111.687	111.687
Medicaid patients: home health and hospice care.....	51	110301012	12/08	133.506	133.506	133.506	133.513	133.513
Private insurance and all other patients: home health and hospice care.....	51	11030102	12/08	149.308	149.308	149.308	149.308	149.308
Private insurance patients: home health and hospice care.....	51	110301021	06/14	112.620	112.620	112.620	112.620	112.620
All other patients: home health and hospice care.....	51	110301022	06/14	156.724	156.724	156.724	156.724	156.724
Hospital outpatient care.....	51	1104	12/08	152.700	153.453	153.540	153.264	154.070
Hospital outpatient care.....	51	110401	12/08	152.700	153.453	153.540	153.264	154.070
Hospital outpatient care, general medical & surgical hospitals.....	51	1104011	12/08	152.619	153.411	153.503	153.212	154.060
Medicare patients: hospital outpatient care, general medical and surgical hospitals.....	51	11040111	06/14	117.326	117.326	117.344	117.445	117.445
Medicaid patients: hospital outpatient care, general medical and surgical hospitals.....	51	11040112	06/14	106.555	106.555	106.555	106.555	106.555
Private insurance and all other patients: outpatient care, gen. medical and surgical hospitals.....	51	11040113	06/14	137.033	138.135	138.254	137.797	138.978
Dental care.....	51	1105	06/10	132.172	134.279	134.069	136.709	137.636
Private insurance patients: dental care.....	51	110502	06/14	120.090	122.114	122.121	126.082	127.362
Private insurance patients: dental visits and consultations.....	51	1105021	06/14	132.548	134.297	134.297	134.297	136.901
Private insurance patients: dental surgical intervention services.....	51	1105022	06/14	114.492	115.935	115.935	115.935	115.935
Private insurance patients: dental non-surgical intervention services.....	51	1105023	06/14	113.785	116.167	116.181	123.948	124.712
Medicare, Medicaid and all other patients: dental care.....	51	110503	06/14	127.603	129.485	129.009	129.389	129.676
Medicare, Medicaid and all other patients: dental visits and consultations.....	51	1105031	06/14	130.338	131.942	130.504	130.888	131.470

See footnotes at end of table.

Table 9. Producer price indexes for commodity and service groupings and individual items, not seasonally adjusted — Continued
 [May 2024, Index base 1982=100, unless otherwise indicated]

Title	Commodity code		Other index base	Unadjusted index ¹				
	Group code	Item code		Jan. 2024	Feb. 2024 ^P	Mar. 2024 ^P	Apr. 2024 ^P	May 2024 ^P
Medicare, Medicaid and all other patients: dental surgical intervention services.....	51	1105032	06/14	112.895	118.117	118.117	118.722	118.722
Medicare and Medicaid and all other patients: dental non-surgical intervention services.....	51	1105033	06/14	130.327	131.388	131.388	131.699	131.883
Inpatient care.....	51	2	06/09	152.553	152.629	152.561	152.525	152.794
Inpatient care.....	51	21	06/09	152.553	152.629	152.561	152.525	152.794
Hospital inpatient care.....	51	2101	12/08	154.203	154.336	154.249	154.191	154.522
Hospital inpatient care.....	51	210101	12/08	154.203	154.336	154.249	154.191	154.522
Hospital inpatient care, general medical and surgical hospitals.....	51	2101011	12/08	155.987	156.099	155.977	155.919	156.276
Medicare patients: hospital inpatient care, general medical and surgical hospitals.....	51	21010111	06/14	122.447	122.421	122.541	122.541	122.541
Medicaid patients: hospital inpatient care, general medical and surgical hospitals.....	51	21010112	06/14	118.556	118.556	118.556	118.556	118.556
Private insur. & all other patients: hospital inpatient, general medical and surgical hospitals.....	51	21010113	06/14	146.065	146.300	145.963	145.853	146.528
Private insurance patients: hospital inpatient care, general medical and surgical hospitals.....	51	210101131	06/14	143.048	143.307	143.412	143.290	144.038
All other patients: hospital inpatient care, general medical and surgical hospitals.....	51	210101132	06/14	175.954	175.954	171.487	171.487	171.487
Hospital inpatient care, psychiatric & substance abuse hospitals.....	51	2101012	12/08	132.490	132.490	132.556	132.424	132.424
Hospital inpatient care, specialty hospitals.....	51	2101013	12/08	134.107	134.942	135.599	135.654	135.654
Medicare patients: hospital inpatient care, specialty hospitals.....	51	21010131	06/14	115.972	116.408	116.542	116.858	116.858
Medicaid patients: hospital inpatient care, specialty hospitals.....	51	21010132	06/14	152.180	153.833	158.907	160.074	160.074
Private insurance and all other patients: hospital inpatient care, specialty hospitals.....	51	21010133	06/14	111.595	112.325	111.970	111.467	111.467
Nursing home care.....	51	2102	12/08	150.046	149.937	149.918	149.950	150.067
Nursing home care.....	51	210201	12/08	150.046	149.937	149.918	149.950	150.067
Medicare and Medicaid patients: Nursing home care.....	51	21020101	12/08	148.295	148.249	148.317	148.361	148.361
Medicaid patients: Nursing home care.....	51	210201011	06/12	153.259	153.182	153.295	153.368	153.368
Medicare patients: Nursing home care.....	51	210201012	06/12	122.684	122.684	122.684	122.684	122.684
Private insurance and all other patients: Nursing home care.....	51	21020102	12/08	153.809	153.605	153.467	153.488	153.761
Private insurance patients: Nursing home care.....	51	210201021	06/14	105.795	105.795	105.795	105.795	105.795
All other patients: Nursing home care.....	51	210201022	06/14	138.844	138.622	138.472	138.496	138.791
Intellectual and developmental disability center care.....	51	2103	12/08	196.429	196.403	196.438	196.410	196.410
Intellectual and developmental disability center care.....	51	210301	12/08	196.429	196.403	196.438	196.410	196.410
Medicaid patients: Intellectual and developmental disability center care.....	51	21030101	06/14	149.255	149.229	149.264	149.236	149.236
Medicare, private ins. & all other patients: Intellectual & develop. disability center care.....	51	21030102	06/14	171.734	171.734	171.734	171.734	171.734
Sales of blood and blood products, organs, and tissues.....	51	3	03/09	121.778	122.740	122.812	122.396	122.530
Sales of blood and blood products, organs, and tissues.....	51	31	03/09	121.778	122.740	122.812	122.396	122.530
Sales of blood and blood products, organs, and tissues.....	51	3101	03/09	121.778	122.740	122.812	122.396	122.530
Sales of blood and blood products, organs, and tissues.....	51	310101	03/09	121.778	122.740	122.812	122.396	122.530
Accommodation services.....	53	—	06/09	134.909	137.311	141.637	142.207	138.913
Traveler accommodation services.....	53	1	06/09	134.909	137.311	141.637	142.207	138.913
Traveler accommodation services.....	53	11	06/09	134.909	137.311	141.637	142.207	138.913
Guestroom or unit rental.....	53	1101	03/09	138.502	140.856	145.725	146.605	142.835
Guestroom or unit rental.....	53	110101	03/09	138.502	140.856	145.725	146.605	142.835
Other traveler accommodation services.....	53	1102	03/09	146.407	150.391	149.854	146.870	148.045
Other traveler accommodation services.....	53	110201	03/09	146.407	150.391	149.854	146.870	148.045
Food and beverage for immediate consumption services (partial).....	54	—	06/09	133.009	133.691	135.241	135.621	134.793
Food and beverage for immediate consumption services (partial).....	54	1	06/09	133.009	133.691	135.241	135.621	134.793
Food and nonalcoholic beverages for immediate consumption (partial).....	54	11	04/09	126.824	127.547	128.911	129.351	128.334
Food and nonalcoholic beverages for immediate consumption (partial).....	54	1101	04/09	126.824	127.547	128.911	129.351	128.334
Food and nonalcoholic beverages for immediate consumption (partial).....	54	110101	04/09	126.824	127.547	128.911	129.351	128.334
Alcoholic beverages for immediate consumption (partial).....	54	12	12/08	172.107	172.538	175.253	175.253	175.605
Alcoholic beverages for immediate consumption (partial).....	54	1201	12/08	172.107	172.538	175.253	175.253	175.605
Alcoholic beverages for immediate consumption (partial).....	54	120101	12/08	172.107	172.538	175.253	175.253	175.605
Repair and maintenance services (partial).....	55	—	06/09	158.510	159.177	159.592	160.993	162.049
Commercial and industrial machinery and equipment repair and maintenance.....	55	1	03/09	162.352	162.283	162.285	164.044	165.539
Commercial and industrial machinery and equipment repair and maintenance.....	55	11	03/09	162.352	162.283	162.285	164.044	165.539
Commercial machinery repair and maintenance.....	55	1101	03/09	162.352	162.283	162.285	164.044	165.539
Commercial machinery repair and maintenance.....	55	110101	03/09	162.352	162.283	162.285	164.044	165.539
Motor vehicle repair and maintenance (partial).....	55	2	12/08	162.997	163.843	164.448	165.862	166.084

See footnotes at end of table.

Table 9. Producer price indexes for commodity and service groupings and individual items, not seasonally adjusted — Continued
 [May 2024, Index base 1982=100, unless otherwise indicated]

Title	Commodity code		Other index base	Unadjusted index ¹				
	Group code	Item code		Jan. 2024	Feb. 2024 ^P	Mar. 2024 ^P	Apr. 2024 ^P	May 2024 ^P
Motor vehicle repair and maintenance (partial).....	55	21	12/08	162.997	163.843	164.448	165.862	166.084
Motor vehicle repair and maintenance (partial).....	55	2101	12/08	162.997	163.843	164.448	165.862	166.084
Motor vehicle repair and maintenance (partial).....	55	210101	12/08	162.997	163.843	164.448	165.862	166.084
Ship repair and maintenance.....	55	3	06/09	137.086	137.086	138.363	138.755	140.935
Ship repair and maintenance.....	55	31	06/09	137.086	137.086	138.363	138.755	140.935
Ship repair, military.....	55	3101	12/08	118.221	118.221	118.561	119.153	119.922
Ship repair, military.....	55	310101	12/08	118.221	118.221	118.561	119.153	119.922
Ship repair, nonmilitary.....	55	3102	12/08	182.843	182.843	186.111	186.111	191.300
Ship repair, nonmilitary.....	55	310201	12/08	182.843	182.843	186.111	186.111	191.300
Aircraft repair and maintenance.....	55	4	04/09	151.556	154.296	155.079	155.957	156.927
Aircraft repair and maintenance.....	55	41	04/09	151.556	154.296	155.079	155.957	156.927
Aircraft repair and maintenance.....	55	4101	04/09	151.556	154.296	155.079	155.957	156.927
Aircraft repair and maintenance.....	55	410101	04/09	151.556	154.296	155.079	155.957	156.927
Entertainment services (partial).....	56	—	06/09	129.364	129.506	131.819	130.077	129.655
Membership dues and admissions and recreation facility use fees (partial).....	56	1	06/09	147.342	147.423	149.933	149.387	146.993
Membership dues and admissions and recreation facility use fees (partial).....	56	11	06/09	147.342	147.423	149.933	149.387	146.993
Membership dues.....	56	1101	04/09	133.784	132.692	135.073	135.090	135.090
Membership dues, golf courses and country clubs.....	56	110101	04/09	168.955	169.265	170.247	170.053	170.053
Membership dues, fitness and recreational sports centers.....	56	110102	04/09	113.451	111.746	114.698	114.812	114.812
Admissions and recreational facilities use fees (partial).....	56	1102	12/08	169.846	172.362	175.046	173.351	166.075
Admissions and recreational facilities use fees, golf courses and country clubs.....	56	110201	12/08	135.258	134.083	136.055	135.228	119.477
Admissions and recreational facilities use fees, fitness and recreational sports centers.....	56	110202	12/08	155.778	155.778	155.754	156.536	156.536
Admissions and recreational facilities use fees, amusement and theme parks.....	56	110203	12/08	199.874	206.771	211.385	207.708	204.116
Recreational activity instruction fees (partial).....	56	2	12/08	124.048	124.048	124.048	124.048	124.048
Recreational activity instruction fees (partial).....	56	21	12/08	124.048	124.048	124.048	124.048	124.048
Recreational activity instruction fees (partial).....	56	2101	12/08	124.048	124.048	124.048	124.048	124.048
Recreational activity instruction fees (partial).....	56	210101	12/08	124.048	124.048	124.048	124.048	124.048
Gaming receipts (partial).....	56	3	12/08	111.839	112.073	114.451	111.044	112.938
Gaming receipts (partial).....	56	31	12/08	111.839	112.073	114.451	111.044	112.938
Gaming receipts (partial).....	56	3101	12/08	111.839	112.073	114.451	111.044	112.938
Gaming receipts (partial).....	56	310101	12/08	111.839	112.073	114.451	111.044	112.938
Wholesale trade services.....	57	—	06/09	162.416	161.382	160.972	162.895	161.764
Machinery and equipment and parts and supplies wholesaling.....	57	1	06/09	168.323	169.897	166.811	173.556	169.039
Machinery and equipment and parts and supplies wholesaling.....	57	11	06/09	168.323	169.897	166.811	173.556	169.039
Parts and supplies for machinery and equipment wholesaling.....	57	1102	03/09	197.906	198.402	197.619	200.509	203.748
Parts and supplies for machinery and equipment wholesaling.....	57	110201	03/09	197.906	198.402	197.619	200.509	203.748
Machinery and vehicle wholesaling.....	57	1103	05/19	122.861	124.569	121.340	129.572	123.732
Machinery and vehicle wholesaling.....	57	110301	05/19	122.861	124.569	121.340	129.572	123.732
Professional and commercial equipment wholesaling.....	57	1104	05/19	103.443	104.622	101.661	102.739	95.524
Professional and commercial equipment wholesaling.....	57	110401	05/19	103.443	104.622	101.661	102.739	95.524
Furnishings wholesaling.....	57	2	03/09	134.110	134.330	138.479	138.637	137.320
Furnishings wholesaling.....	57	21	03/09	134.110	134.330	138.479	138.637	137.320
Furnishings wholesaling.....	57	2101	03/09	134.110	134.330	138.479	138.637	137.320
Furnishings wholesaling.....	57	210101	03/09	134.110	134.330	138.479	138.637	137.320
Building materials, paint, and hardware wholesaling.....	57	3	03/09	128.413	126.524	125.044	127.206	127.789
Building materials, paint, and hardware wholesaling.....	57	31	03/09	128.413	126.524	125.044	127.206	127.789
Building materials, paint, and hardware wholesaling.....	57	3101	03/09	128.413	126.524	125.044	127.206	127.789
Building materials, paint, and hardware wholesaling.....	57	310101	03/09	128.413	126.524	125.044	127.206	127.789
Metals, minerals, and ores wholesaling.....	57	4	03/09	317.380	270.685	277.956	260.767	256.699
Metals, minerals, and ores wholesaling.....	57	41	03/09	317.380	270.685	277.956	260.767	256.699
Metals, minerals, and ores wholesaling.....	57	4101	03/09	317.380	270.685	277.956	260.767	256.699
Metals, minerals, and ores wholesaling.....	57	410101	03/09	317.380	270.685	277.956	260.767	256.699
Chemicals and allied products wholesaling.....	57	5	03/09	134.302	129.019	126.751	126.925	127.690
Chemicals and allied products wholesaling.....	57	51	03/09	134.302	129.019	126.751	126.925	127.690
Chemicals and allied products wholesaling.....	57	5101	03/09	134.302	129.019	126.751	126.925	127.690
Chemicals and allied products wholesaling.....	57	510101	03/09	134.302	129.019	126.751	126.925	127.690
Paper and plastics products wholesaling.....	57	6	03/09	208.151	203.257	202.167	202.807	201.528
Paper and plastics products wholesaling.....	57	61	03/09	208.151	203.257	202.167	202.807	201.528

See footnotes at end of table.

Table 9. Producer price indexes for commodity and service groupings and individual items, not seasonally adjusted — Continued
 [May 2024, Index base 1982=100, unless otherwise indicated]

Title	Commodity code		Other index base	Unadjusted index ¹				
	Group code	Item code		Jan. 2024	Feb. 2024 ^P	Mar. 2024 ^P	Apr. 2024 ^P	May 2024 ^P
Paper and plastics products wholesaling.....	57	6101	03/09	208.151	203.257	202.167	202.807	201.528
Paper and plastics products wholesaling.....	57	610101	03/09	208.151	203.257	202.167	202.807	201.528
Apparel wholesaling.....	57	7	03/09	130.271	125.918	134.997	126.596	126.618
Apparel wholesaling.....	57	71	03/09	130.271	125.918	134.997	126.596	126.618
Apparel wholesaling.....	57	7101	03/09	130.271	125.918	134.997	126.596	126.618
Apparel wholesaling.....	57	710101	03/09	130.271	125.918	134.997	126.596	126.618
Food and alcohol wholesaling.....	57	8	06/09	141.886	143.634	147.917	150.430	149.830
Food and alcohol wholesaling.....	57	81	06/09	141.886	143.634	147.917	150.430	149.830
Food wholesaling.....	57	8101	03/09	138.474	140.318	144.229	147.077	146.462
Food wholesaling.....	57	810101	03/09	138.474	140.318	144.229	147.077	146.462
Alcohol wholesaling.....	57	8102	02/09	156.160	156.976	163.844	163.443	163.015
Alcohol wholesaling.....	57	810201	02/09	156.160	156.976	163.844	163.443	163.015
Other commodities wholesaling.....	57	9	03/09	163.044	164.495	163.832	162.434	164.788
Other commodities wholesaling.....	57	91	03/09	163.044	164.495	163.832	162.434	164.788
Other commodities wholesaling.....	57	9101	03/09	163.044	164.495	163.832	162.434	164.788
Other commodities wholesaling.....	57	910101	03/09	163.044	164.495	163.832	162.434	164.788
Retail trade services.....	58	—	06/09	147.598	149.482	149.202	148.352	150.163
Food and alcohol retailing.....	58	1	03/09	177.344	179.385	179.750	181.551	185.717
Food and alcohol retailing.....	58	11	03/09	177.344	179.385	179.750	181.551	185.717
Food retailing.....	58	1102	09/15	143.904	144.739	144.679	146.426	149.710
Food retailing.....	58	110201	09/15	143.904	144.739	144.679	146.426	149.710
Alcohol retailing.....	58	1103	09/15	119.154	125.436	127.809	127.313	130.686
Alcohol retailing.....	58	110301	09/15	119.154	125.436	127.809	127.313	130.686
Health and beauty care retailing, including optical goods.....	58	2	03/09	150.865	152.713	147.279	147.637	146.298
Health and beauty care retailing, including optical goods.....	58	21	03/09	150.865	152.713	147.279	147.637	146.298
Health and beauty care retailing, including optical goods.....	58	2101	03/09	150.865	152.713	147.279	147.637	146.298
Health and beauty care retailing, including optical goods.....	58	210101	03/09	150.865	152.713	147.279	147.637	146.298
Apparel, jewelry, footwear, and accessories retailing.....	58	3	06/09	125.838	132.131	134.246	131.953	131.193
Apparel, jewelry, footwear, and accessories retailing.....	58	31	06/09	125.838	132.131	134.246	131.953	131.193
Apparel, footwear, and accessories retailing.....	58	3101	03/09	120.089	127.087	129.797	126.363	125.955
Apparel, footwear, and accessories retailing.....	58	310101	03/09	120.089	127.087	129.797	126.363	125.955
Jewelry retailing.....	58	3102	03/09	145.655	145.858	143.369	149.600	146.461
Jewelry retailing.....	58	310201	03/09	145.655	145.858	143.369	149.600	146.461
Computer hardware, software, and supplies retailing.....	58	4	03/09	55.978	51.201	57.625	64.760	66.806
Computer hardware, software, and supplies retailing.....	58	41	03/09	55.978	51.201	57.625	64.760	66.806
Computer hardware, software, and supplies retailing.....	58	4101	03/09	55.978	51.201	57.625	64.760	66.806
Computer hardware, software, and supplies retailing.....	58	410101	03/09	55.978	51.201	57.625	64.760	66.806
TV, video, and photographic equipment and supplies retailing.....	58	5	03/09	54.751	54.199	53.010	52.638	53.116
TV, video, and photographic equipment and supplies retailing.....	58	51	03/09	54.751	54.199	53.010	52.638	53.116
TV, video, and photographic equipment and supplies retailing.....	58	5101	03/09	54.751	54.199	53.010	52.638	53.116
TV, video, and photographic equipment and supplies retailing.....	58	510101	03/09	54.751	54.199	53.010	52.638	53.116
Automobiles and automobile parts retailing.....	58	6	06/09	133.860	131.833	130.532	128.913	129.419
Automobiles and automobile parts retailing.....	58	61	06/09	133.860	131.833	130.532	128.913	129.419
Automobile retailing (Partial).....	58	6101	03/09	126.814	125.252	124.467	123.409	123.751
Automobile retailing (Partial).....	58	610101	03/09	126.814	125.252	124.467	123.409	123.751
Automotive parts, including tires, retailing.....	58	6102	03/09	157.407	154.192	151.623	148.615	149.530
Automotive parts, including tires, retailing.....	58	610201	03/09	157.407	154.192	151.623	148.615	149.530
RVs, trailers, and campers retailing.....	58	8	03/09	111.419	127.458	132.249	119.061	117.914
RVs, trailers, and campers retailing.....	58	81	03/09	111.419	127.458	132.249	119.061	117.914
RVs, trailers, and campers retailing.....	58	8101	03/09	111.419	127.458	132.249	119.061	117.914
RVs, trailers, and campers retailing.....	58	810101	03/09	111.419	127.458	132.249	119.061	117.914
Sporting goods, including boats, retailing.....	58	9	03/09	126.361	123.217	124.258	129.651	132.039
Sporting goods, including boats, retailing.....	58	91	03/09	126.361	123.217	124.258	129.651	132.039
Sporting goods, including boats, retailing.....	58	9101	03/09	126.361	123.217	124.258	129.651	132.039
Sporting goods, including boats, retailing.....	58	910101	03/09	126.361	123.217	124.258	129.651	132.039
Lawn, garden, and farm equipment and supplies retailing.....	58	A	03/09	180.300	177.376	179.220	179.476	181.154
Lawn, garden, and farm equipment and supplies retailing.....	58	A1	03/09	180.300	177.376	179.220	179.476	181.154
Lawn, garden, and farm equipment and supplies retailing.....	58	A101	03/09	180.300	177.376	179.220	179.476	181.154
Lawn, garden, and farm equipment and supplies retailing.....	58	A10101	03/09	180.300	177.376	179.220	179.476	181.154
Furniture retailing.....	58	B	03/09	138.531	141.368	138.594	134.747	137.381

See footnotes at end of table.

Table 9. Producer price indexes for commodity and service groupings and individual items, not seasonally adjusted — Continued
 [May 2024, Index base 1982=100, unless otherwise indicated]

Title	Commodity code		Other index base	Unadjusted index ¹				
	Group code	Item code		Jan. 2024	Feb. 2024 ^P	Mar. 2024 ^P	Apr. 2024 ^P	May 2024 ^P
Furniture retailing.....	58	B1	03/09	138.531	141.368	138.594	134.747	137.381
Furniture retailing.....	58	B101	03/09	138.531	141.368	138.594	134.747	137.381
Furniture retailing.....	58	B10101	03/09	138.531	141.368	138.594	134.747	137.381
Flooring and floor coverings retailing.....	58	C	03/09	132.260	134.959	133.580	133.417	133.041
Flooring and floor coverings retailing.....	58	C1	03/09	132.260	134.959	133.580	133.417	133.041
Flooring and floor coverings retailing.....	58	C101	03/09	132.260	134.959	133.580	133.417	133.041
Flooring and floor coverings retailing.....	58	C10101	03/09	132.260	134.959	133.580	133.417	133.041
Hardware and building materials and supplies retailing.....	58	D	03/09	174.433	177.402	176.818	181.966	178.741
Hardware and building materials and supplies retailing.....	58	D1	03/09	174.433	177.402	176.818	181.966	178.741
Hardware and building materials and supplies retailing.....	58	D101	03/09	174.433	177.402	176.818	181.966	178.741
Hardware and building materials and supplies retailing.....	58	D10101	03/09	174.433	177.402	176.818	181.966	178.741
Major household appliance retailing.....	58	E	03/09	120.014	136.182	125.284	127.388	129.409
Major household appliance retailing.....	58	E1	03/09	120.014	136.182	125.284	127.388	129.409
Major household appliance retailing.....	58	E101	03/09	120.014	136.182	125.284	127.388	129.409
Major household appliance retailing.....	58	E10101	03/09	120.014	136.182	125.284	127.388	129.409
Fuels and lubricants retailing.....	58	F	06/09	266.245	264.908	272.345	245.808	275.797
Fuels and lubricants retailing.....	58	F1	06/09	266.245	264.908	272.345	245.808	275.797
Automotive fuels and lubricants retailing.....	58	F101	03/09	335.774	337.510	344.847	304.241	349.078
Automotive fuels and lubricants retailing.....	58	F10101	03/09	335.774	337.510	344.847	304.241	349.078
Household fuels retailing.....	58	F102	03/09	179.414	169.980	180.084	180.009	182.715
Household fuels retailing.....	58	F10201	03/09	179.414	169.980	180.084	180.009	182.715
Cleaning supplies and paper products retailing.....	58	G	03/09	211.028	209.256	208.310	207.282	210.532
Cleaning supplies and paper products retailing.....	58	G1	03/09	211.028	209.256	208.310	207.282	210.532
Cleaning supplies and paper products retailing.....	58	G101	03/09	211.028	209.256	208.310	207.282	210.532
Cleaning supplies and paper products retailing.....	58	G10101	03/09	211.028	209.256	208.310	207.282	210.532
Book retailing.....	58	H	03/09	138.827	134.065	137.799	135.880	136.199
Book retailing.....	58	H1	03/09	138.827	134.065	137.799	135.880	136.199
Book retailing.....	58	H101	03/09	138.827	134.065	137.799	135.880	136.199
Book retailing.....	58	H10101	03/09	138.827	134.065	137.799	135.880	136.199
Other merchandise retailing (partial).....	58	I	03/09	139.056	143.465	144.675	143.909	145.346
Other merchandise retailing (partial).....	58	I1	03/09	139.056	143.465	144.675	143.909	145.346
Other merchandise retailing (partial).....	58	I101	03/09	139.056	143.465	144.675	143.909	145.346
Other merchandise retailing (partial).....	58	I10101	03/09	139.056	143.465	144.675	143.909	145.346
Metal treatment services.....	59	—	12/84	240.440	240.584	241.244	241.450	239.921
Metal treatment services.....	59	1	12/84	240.440	240.584	241.244	241.450	239.921
Metal treatment services.....	59	11	12/84	240.440	240.584	241.244	241.450	239.921
Metal plating and polishing.....	59	1101	12/84	258.241	257.863	257.863	257.863	257.863
Metal plating and polishing.....	59	110111	12/84	258.241	257.863	257.863	257.863	257.863
Metal coating and allied services.....	59	1102	12/84	222.757	222.835	223.198	221.359	220.561
Metal coating and allied services.....	59	110222	12/84	222.757	222.835	223.198	221.359	220.561
Metal heat treating.....	59	1103	06/85	227.737	228.626	230.691	236.117	231.235
Metal heat treating.....	59	110349	06/06	180.137	180.840	182.473	186.765	182.904
Mining services.....	60	—	06/85	267.829	268.821	266.343	270.520	270.406
Mining services.....	60	1	06/85	267.829	268.821	266.343	270.520	270.406
Mining services.....	60	11	06/85	267.829	268.821	266.343	270.520	270.406
Support activities for coal mining.....	60	1102	06/85	223.282	223.659	223.774	223.774	223.774
Support activities for coal mining.....	60	110201	06/85	223.282	223.659	223.774	223.774	223.774
Drilling oil and gas wells services.....	60	1103	12/85	406.808	407.362	402.088	407.322	407.322
Drilling oil and gas wells services.....	60	110301	12/85	406.808	407.362	402.088	407.322	407.322
Support activities for oil and gas operations.....	60	1104	12/85	223.310	224.367	222.429	226.372	226.239
Support activities for oil and gas operations.....	60	110401	12/85	223.310	224.367	222.429	226.372	226.239
Metal and nonmetallic minerals mining services.....	60	1106	05/23	104.091	104.091	104.091	104.091	104.091
Metal and nonmetallic minerals mining services.....	60	110601	05/23	104.091	104.091	104.091	104.091	104.091
Contract work on textile products, apparel, and leather.....	61	—	06/10	137.539	137.334	139.955	139.777	139.686
Contract work on textile products and apparel.....	61	1	06/10	137.539	137.334	139.955	139.777	139.686
Contract work on textile products and apparel.....	61	11	06/10	137.539	137.334	139.955	139.777	139.686
Contract work on textile products.....	61	1102	06/87	241.607	240.889	240.140	239.541	239.264
Commission finishing of broadwoven fabrics.....	61	110201	06/87	269.241	268.421	267.567	266.742	266.742
Commission finishing of cotton broadwoven fabrics.....	61	1102011	06/08	190.023	189.852	189.688	189.536	189.536
Other commission finishing of broadwoven fabrics (excl. cotton & wool).....	61	1102012	06/08	205.691	204.971	204.217	203.487	203.487

See footnotes at end of table.

Table 9. Producer price indexes for commodity and service groupings and individual items, not seasonally adjusted — Continued

[May 2024, Index base 1982=100, unless otherwise indicated]

Title	Commodity code		Other index base	Unadjusted index ¹				
	Group code	Item code		Jan. 2024	Feb. 2024 ^p	Mar. 2024 ^p	Apr. 2024 ^p	May 2024 ^p
Commission knit or knit & finishing of weft & warp knit fabric.....	61	110204	12/94	139.133	139.133	139.133	142.288	135.306
Contract work on apparel.....	61	1103	06/87	148.616	148.616	155.416	155.416	155.416
Contract work on women's, girls' and infants' apparel.....	61	11031	12/11	113.423	113.423	—	—	—
Contract work on men's and boys' (including unisex) apparel.....	61	11032	12/11	129.256	129.256	131.063	131.063	131.063
Contract work on men's and boys' pants, work apparel, and other outerwear.....	61	110321	06/07	132.969	132.969	132.969	132.969	132.969
Contract work on men's and boys' shirts, tailored suits/coats/jackets, & underwear/nightwear.....	61	110323	06/07	138.093	138.093	—	—	—
Contract & commission receipts for tanning or finishing leather owned by others.....	61	2	06/11	131.576	131.576	131.576	131.286	130.803
Contract & commission receipts for tanning or finishing leather owned by others.....	61	21	06/11	131.576	131.576	131.576	131.286	130.803
Contract and commission receipts for tanning or finishing leather owned by others.....	61	2101	12/97	173.490	173.490	173.490	173.107	172.470
Contract and commission receipts for tanning or finishing leather owned by others.....	61	210101	12/97	173.490	173.490	173.490	173.107	172.470
Construction (partial).....	80	—	06/09	163.998	164.041	164.215	164.508	164.488
New nonresidential building construction.....	80	1	06/09	173.226	173.257	173.334	173.637	173.564
New nonresidential building construction.....	80	11	06/09	173.226	173.257	173.334	173.637	173.564
New warehouse building construction.....	80	1101	12/04	232.500	232.902	233.039	234.023	233.861
New warehouse building construction.....	80	110101	12/04	232.500	232.902	233.039	234.023	233.861
New school building construction.....	80	1102	12/05	224.691	224.582	224.442	225.160	224.698
New school building construction.....	80	110201	12/05	224.691	224.582	224.442	225.160	224.698
New office building construction.....	80	1103	06/06	204.135	204.183	204.908	205.131	205.212
New office building construction.....	80	110301	06/06	204.135	204.183	204.908	205.131	205.212
New industrial building construction.....	80	1104	06/07	193.563	193.413	193.535	193.199	193.235
New industrial building construction.....	80	110401	06/07	193.563	193.413	193.535	193.199	193.235
New health care building construction.....	80	1105	06/12	157.764	157.743	157.198	157.260	157.313
New health care building construction.....	80	110501	06/12	157.764	157.743	157.198	157.260	157.313
Maintenance and repair of nonresidential buildings (partial).....	80	2	04/09	147.971	148.101	148.953	149.259	149.571
Maintenance and repair of nonresidential buildings (partial).....	80	21	04/09	147.971	148.101	148.953	149.259	149.571
Maintenance and repair of nonresidential buildings (partial).....	80	2101	04/09	147.971	148.101	148.953	149.259	149.571
Maintenance and repair of nonresidential buildings (partial).....	80	210101	04/09	147.971	148.101	148.953	149.259	149.571

¹ All indexes are subject to revision for 4 months after their originally scheduled publication to incorporate late reports and corrections by survey respondents.

² Due to incomplete coverage of the services sector, some services indexes in this table reflect only a portion of their wherever-provided output. These indexes are flagged using the term "partial" at the end of their titles. For more information regarding wherever-provided services indexes, go to <https://www.bls.gov/ppi/wepnotice.htm>. This webpage includes methodology documentation, a table identifying missing coverage areas for those indexes with incomplete coverage, and a concordance table between wherever-provided services indexes and Census product codes.

^p Preliminary

"—" Data not available.

Table 10. Producer price indexes and percentage changes for net output of selected industries and industry groups, not seasonally adjusted
[May 2024]

Title ¹	Index base	Industry code	Unadjusted index ²					Unadjusted 1-month percent change ²	Unadjusted 12-month percent change ²
			Jan. 2024	Feb. 2024 ^P	Mar. 2024 ^P	Apr. 2024 ^P	May 2024 ^P	Apr. to May ^P	May 2023 to May 2024 ^P
Total mining, utilities, and manufacturing industries.....	12/06	AMUM--	154.732	155.989	156.387	157.386	156.420	-0.6	1.7
Total mining industries.....	12/84	OMIN--	221.738	220.565	214.344	224.344	216.059	-3.7	4.7
Oil and gas extraction.....	12/85	211--	195.908	192.473	182.540	195.910	182.028	-7.1	4.2
Mining (except oil & gas).....	12/03	212--	331.376	335.611	339.965	344.716	349.098	1.3	6.9
Mining support activities.....	06/09	213--	126.636	127.253	126.249	128.312	128.246	-0.1	3.4
Utilities.....	12/03	221--	190.282	179.453	177.182	175.048	180.028	2.8	5.7
Total manufacturing industries.....	12/84	OMFG--	244.056	248.369	249.646	251.543	248.953	-1.0	1.1
Food mfg.....	12/84	311--	251.917	253.473	255.832	257.234	257.964	0.3	1.6
Beverage & tobacco mfg.....	12/03	312--	203.616	206.524	206.796	206.838	209.225	1.2	5.3
Textile mills.....	12/84	313--	169.227	168.036	168.418	168.757	168.235	-0.3	-1.4
Textile product mills.....	12/03	314--	160.542	159.287	160.560	160.443	160.822	0.2	1.5
Apparel manufacturing.....	12/03	315--	129.104	129.359	130.803	131.029	131.039	0.0	3.1
Leather and allied product manufacturing.....	12/84	316--	203.724	205.064	205.317	205.734	205.715	0.0	3.0
Wood product manufacturing.....	12/03	321--	182.026	182.803	184.139	188.207	186.035	-1.2	0.2
Paper manufacturing.....	12/03	322--	181.517	181.697	181.391	182.265	183.263	0.5	-1.2
Printing and related support activities.....	12/03	323--	164.845	164.994	166.506	166.297	167.850	0.9	5.9
Petroleum and coal products manufacturing.....	12/84	324--	317.948	352.617	359.324	371.687	341.232	-8.2	-2.3
Chemical mfg.....	12/84	325--	348.434	350.041	350.318	352.220	352.908	0.2	-2.3
Plastics and rubber products mfg.....	12/84	326--	250.336	250.455	251.136	252.131	251.801	-0.1	-0.1
Nonmetallic mineral product mfg.....	12/84	327--	294.282	296.388	298.171	297.468	297.605	0.0	3.9
Primary metal mfg.....	12/84	331--	288.188	294.545	282.317	280.329	285.686	1.9	-7.1
Fabricated metal product mfg.....	12/84	332--	281.886	282.236	282.599	283.133	283.559	0.2	2.0
Machinery mfg.....	12/03	333--	182.165	182.822	183.055	183.877	184.314	0.2	3.5
Computer & electronic product mfg.....	12/03	334--	101.107	101.480	101.652	101.928	101.709	-0.2	2.9
Electrical equipment, appliance & component mfg.....	12/03	335--	198.720	199.164	199.816	199.990	200.928	0.5	2.7
Transportation equipment mfg.....	12/03	336--	141.488	141.795	141.863	141.924	141.997	0.1	1.8
Furniture & related product mfg.....	12/84	337--	268.457	270.726	271.275	271.356	272.400	0.4	1.3
Miscellaneous mfg.....	12/03	339--	147.121	147.577	148.243	148.760	149.535	0.5	3.4
Material recyclers.....	12/86	429930	436.521	433.226	415.871	418.530	416.358	-0.5	-3.5
Total trade industries.....	12/06	ATRADE	173.740	174.704	174.405	174.101	175.332	0.7	0.7
Total wholesale trade industries.....	12/06	AWHLTR	191.597	191.463	190.008	189.972	190.698	0.4	1.9
Merchant wholesalers, durable goods.....	06/04	423--	205.735	205.317	201.653	201.738	202.388	0.3	0.5
Merchant wholesalers, nondurable goods.....	06/05	424--	209.236	209.329	209.785	209.656	210.587	0.4	3.4
Total retail trade industries.....	12/06	ARETTR	154.963	157.202	158.323	157.694	159.482	1.1	-1.0
Motor vehicle and parts dealers.....	12/03	441--	161.210	159.816	161.043	161.620	161.648	0.0	-13.3
Bldg material and garden equip and supp dealers.....	12/03	444--	203.294	209.256	210.845	212.994	210.814	-1.0	2.8
Food and beverage stores.....	12/99	445--	269.453	266.638	270.851	270.427	274.918	1.7	6.0
Furniture, home furnishings, electronics, and appliance retailers.....	12/22	449--	103.088	105.845	104.283	104.498	105.265	0.7	2.6
General merchandise retailers.....	12/03	455--	153.249	155.478	158.614	159.843	160.255	0.3	2.1
Health and personal care retailers.....	12/03	456--	143.317	144.661	143.371	144.448	143.683	-0.5	-2.1
Gasoline stations and fuel dealers.....	12/22	457--	87.574	89.044	88.654	83.688	91.610	9.5	0.5
Clothing and clothing accessories retailers.....	12/03	458--	144.090	159.227	161.370	157.317	157.451	0.1	4.4
Sporting goods and hobby retailers.....	12/03	4591--	122.846	123.916	125.945	125.118	134.717	7.7	3.1
Book retailers and news dealers.....	12/03	4592--	138.568	135.346	135.722	135.172	135.172	0.0	0.9
Office supplies, stationary, and gift retailers.....	12/03	4594--	160.706	159.247	159.751	160.890	161.941	0.7	-7.0
Transportation and warehousing industries.....	12/06	ATRNRW	168.119	169.152	169.721	170.100	168.316	-1.0	0.6
Transportation industries.....	12/06	ATRANS	159.016	159.604	160.118	160.461	158.557	-1.2	-0.7
Air transportation.....	12/92	481--	262.917	266.252	276.038	272.409	258.112	-5.2	-1.8
Rail transportation.....	12/96	482--	236.926	233.769	233.432	235.537	235.950	0.2	2.9
Water transportation.....	12/03	483--	199.731	200.134	199.902	200.372	201.827	0.7	2.7
Truck transportation.....	12/03	484--	184.262	184.650	182.824	183.715	182.623	-0.6	-3.4
Pipeline transportation.....	05/22	486--	109.732	109.011	109.011	110.628	110.690	0.1	3.2
Transportation support activities.....	12/03	488--	143.949	145.188	144.479	146.216	150.876	3.2	9.0
Delivery and warehouse industries.....	12/06	ADLVWR	212.478	215.871	216.317	216.893	216.424	-0.2	6.6
U.S. Postal Service.....	06/89	491--	292.039	301.288	301.288	301.288	301.288	0.0	7.1
Couriers and messengers.....	12/03	492--	323.073	323.982	323.854	323.460	324.089	0.2	6.8
Warehousing and storage.....	12/06	493--	144.981	148.907	150.861	153.696	150.969	-1.8	5.2
Services less trade, transportation, and warehousing ³	12/06	ATTDSV	143.612	143.912	144.341	145.153	145.203	0.0	4.1
Information.....	12/06	AINFO-	112.031	112.422	112.405	113.766	113.930	0.1	2.4
Publishing industries.....	12/22	513--	105.840	106.143	106.747	107.915	107.924	0.0	4.0
Broadcasting, except internet.....	12/03	516--	116.438	117.064	114.409	116.553	119.522	2.5	-5.9

See footnotes at end of table.

Table 10. Producer price indexes and percentage changes for net output of selected industries and industry groups, not seasonally adjusted — Continued
 [May 2024]

Title ¹	Index base	Industry code	Unadjusted index ²					Unadjusted 1-month percent change ²	Unadjusted 12-month percent change ²
			Jan. 2024	Feb. 2024 ^p	Mar. 2024 ^p	Apr. 2024 ^p	May 2024 ^p	Apr. to May ^p	May 2023 to May 2024 ^p
Information - Continued									
Telecommunications.....	12/03	517--	109.148	109.678	109.531	110.564	110.414	-0.1	1.9
Data processing and related services.....	12/03	5182--	115.674	115.787	115.526	115.931	116.339	0.4	1.9
Selected health care industries.....									
Offices of physicians.....	12/06	ASHC--	143.053	143.402	143.410	143.716	144.810	0.8	3.5
Offices of dentists.....	12/96	6211--	145.590	145.608	145.953	146.041	146.019	0.0	1.5
Medical and diagnostic laboratories.....	06/10	6212--	132.021	134.109	133.901	136.518	137.437	0.7	5.0
Home health care services.....	12/03	6215--	103.804	103.833	104.098	104.189	104.189	0.0	0.4
Blood and organ banks.....	12/96	6216--	164.748	164.748	164.748	164.754	164.761	0.0	2.5
Hospitals.....	06/06	621991	135.553	136.697	136.792	136.363	136.485	0.1	3.5
Nursing care facilities.....	12/92	622--	234.320	234.909	234.722	235.012	238.094	1.3	4.2
Residential developmental disability homes.....	12/03	6231--	183.213	183.082	183.058	183.098	183.232	0.1	4.8
Other selected services less trade, transportation, and warehousing industries.....	12/03	62321-	236.107	236.080	236.117	236.087	236.087	0.0	5.7
Other selected services less trade, transportation, and warehousing industries.....									
Depository credit intermediation.....	12/06	ASTDSV	151.547	151.750	152.416	153.260	152.821	-0.3	4.6
Security, commodity contracts and like activity.....	12/03	5221--	142.415	143.802	144.039	146.024	143.431	-1.8	6.2
Insurance carriers and related activities.....	12/03	523--	271.484	272.105	276.816	282.052	279.831	-0.8	11.4
Lessors of nonres bldg (exc miniwarehouse).....	12/03	524--	155.755	155.915	156.106	156.055	156.378	0.2	4.0
Lessors of miniwarehouse and self storage units.....	12/03	53112-	145.986	140.528	140.228	140.873	140.472	-0.3	3.4
Offices of real estate agents and brokers.....	12/03	53113-	200.595	196.908	195.469	193.975	187.286	-3.4	-4.1
Real estate property managers.....	12/03	5312--	190.118	189.572	189.106	190.929	192.342	0.7	3.5
Offices of real estate appraisers.....	12/03	53131-	132.071	133.986	134.177	134.714	134.988	0.2	5.1
Automotive equipment rental and leasing.....	12/03	531320	112.955	112.555	112.924	112.924	113.455	0.5	0.1
Other heavy machinery rental and leasing.....	06/01	5321--	142.132	143.260	151.141	150.600	151.027	0.3	0.4
Legal services.....	12/03	532412	139.068	138.486	139.712	139.107	139.751	0.5	0.8
Offices of certified public accountants.....	12/96	5411--	284.352	288.468	287.857	292.263	292.862	0.2	8.3
Other accounting services.....	12/03	541211	147.370	149.524	149.978	149.747	149.744	0.0	7.2
Architectural, engineering and related services.....	12/03	541219	163.873	162.866	158.534	154.295	154.295	0.0	2.7
Management and technical consulting services.....	12/96	5413--	192.537	192.669	192.685	193.553	193.595	0.0	2.6
Advertising agencies.....	06/06	5416--	131.611	131.443	131.594	132.836	132.850	0.0	3.0
Employment services.....	12/03	54181-	123.830	124.187	124.202	124.211	124.274	0.1	0.0
Travel agencies.....	12/96	5613--	161.100	160.310	160.095	159.474	158.406	-0.7	-1.3
Security guards and patrol services.....	12/03	56151-	106.692	106.849	106.461	106.836	106.922	0.1	3.1
Janitorial services.....	12/04	561612	170.969	171.936	171.737	172.082	171.843	-0.1	9.3
Waste collection.....	12/03	56172-	137.807	137.807	137.807	137.632	137.955	0.2	0.2
Amusement and theme parks.....	12/03	5621--	185.392	184.482	188.581	190.724	193.275	1.3	5.7
Golf courses and country clubs.....	06/06	71311-	215.251	221.301	226.666	223.822	221.565	-1.0	5.0
Fitness and recreational sports centers.....	12/05	71391-	167.025	167.419	168.443	168.067	163.861	-2.5	4.3
Accommodation.....	12/04	71394-	120.854	119.717	121.682	121.842	121.886	0.0	4.4
Commercial machinery repair and maintenance.....	12/96	721--	188.685	191.038	195.964	195.686	193.135	-1.3	0.6
	06/06	8113--	196.156	195.970	195.973	197.947	200.380	1.2	7.7

¹ Indexes in this table are derived from the net-output-weighted industry price indexes. Because of differences in coverage and aggregation methodology, they will generally not match the movements of similarly titled indexes which are derived from traditional commodity groupings.

² All indexes are subject to revision for 4 months after their originally scheduled publication to incorporate late reports and corrections by survey respondents.

³ Formerly titled "Total traditional service industries."

p Preliminary

-- Data not available.

Table 11. Producer price indexes for net output of selected industries and their products, not seasonally adjusted
[May 2024]

Title ¹	Industry code	Product code	Index base	Unadjusted index ²				
				Jan. 2024	Feb. 2024 ^P	Mar. 2024 ^P	Apr. 2024 ^P	May 2024 ^P
Logging.....	1133		12/81	210.186	208.701	208.413	203.818	203.722
Logging.....	11331		12/81	210.186	208.701	208.413	203.818	203.722
Logging.....	113310		12/81	210.312	208.827	208.538	203.940	203.844
Primary products.....		113310-P	12/81	218.604	217.060	216.759	211.980	211.880
Secondary products and miscellaneous receipts.....		113310-SM						
Mining								
Total mining industries.....			12/84	221.738	220.565	214.344	224.344	216.059
Oil and gas extraction.....	211		12/85	195.908	192.473	182.540	195.910	182.028
Oil and gas extraction.....	2111		12/85	195.908	192.473	182.540	195.910	182.028
Crude petroleum and natural gas extraction.....	211111		06/02	202.304	199.865	190.857	205.978	190.290
Primary products.....		211111-P	06/84	178.195	176.046	168.112	181.431	167.612
Crude petroleum.....		211111-1	06/84	217.072	228.738	232.619	253.300	231.291
Natural gas (from the wellhead).....		211111-3	06/84	95.130	71.689	46.308	46.464	47.164
Natural gas liquids extraction.....	211112		06/02	159.359	150.778	136.166	140.175	135.951
Primary products.....		211112-P	06/02	158.643	150.100	135.554	139.545	135.340
Natural gas liquids.....		211112-1	06/84	169.471	170.050	169.013	177.945	171.105
Isopentane and natural gasoline.....		211112-11	06/84	230.377	247.766	259.644	259.741	232.180
Propane.....		211112-12	06/84	156.285	170.936	147.890	151.911	125.931
Butane.....		211112-13	06/84	160.609	161.710	147.515	148.825	121.858
Plant condensate, ethane, gas mixtures, and other natural gas liquids.....		211112-14	06/96	165.532	157.031	165.021	179.923	190.235
Residue gas shipped from natural gas liquids plants.....		211112-3	06/84	119.792	94.037	54.202	47.928	49.423
Mining (except oil & gas).....	212		12/03	331.376	335.611	339.965	344.716	349.098
Coal mining.....	2121		12/85	293.362	311.963	300.443	304.457	306.232
Coal mining.....	21211		12/01	316.059	336.099	323.688	328.012	329.925
Coal mining.....	212110		12/22	102.194	108.695	104.669	106.071	106.692
Primary products.....		212110-P	12/22	102.098	108.616	104.579	105.986	106.608
Coal, utility sold.....		212110-1	12/22	103.894	112.135	107.072	108.906	109.533
Bituminous coal and lignite surface mining (utility sold).....		212110-11	12/01	203.842	211.020	201.058	204.842	203.314
Raw bituminous and lignite from surface mining operations (utility sold).....		212110-111	12/01	192.872	201.353	191.087	202.222	197.285
Processed bituminous coal and lignite surface operations (utility sold).....		212110-113	12/01	208.003	214.823	204.908	206.518	206.000
Bituminous coal underground mining (utility sold).....		212110-12	12/01	467.297	514.443	491.698	499.743	505.653
Raw bituminous coal shipped from underground mining operations (utility sold).....		212110-121	12/22	112.491	121.073	121.246	122.285	123.884
Processed bituminous coal shipped from underground mines (utility sold).....		212110-123	12/01	528.388	583.568	554.032	563.736	570.299
Coal exports.....		212110-4	12/22	88.183	85.411	86.199	85.770	86.588
Coal non-utility sold (including anthracite).....		212110-5	12/79	456.115	463.243	463.514	460.896	461.952
Secondary products and miscellaneous receipts.....		212110-SM						
Metal ore mining.....	2122		12/84	431.902	428.198	452.818	467.308	480.594
Iron ore mining.....	21221		12/84	202.966	204.455	201.896	201.002	201.002
Iron ore mining.....	212210		12/84	202.966	204.455	201.896	201.002	201.002
Primary products.....		212210-P	12/84	207.836	209.361	206.740	205.825	205.825
Iron ore (including crude, concentrates, agglomerates and pellets).....		212210-0	12/97	215.466	217.047	214.330	213.382	213.382
Copper, nickel, lead & zinc mining.....	21223		06/88	426.179	413.858	452.677	453.995	499.940
Copper, nickel, lead and zinc mining.....	212230		06/88	439.023	426.328	466.318	467.659	515.004
Primary products.....		212230-P	12/03	385.606	373.402	409.022	403.508	450.789
Secondary products and miscellaneous receipts.....		212230-SM						
Nonmetallic mineral mining & quarrying.....	2123		12/84	389.585	388.776	392.105	391.455	391.627
Stone mining & quarrying.....	21231		12/84	446.122	445.716	447.523	446.939	446.997
Dimension stone mining and quarrying.....	212311		06/85	385.450	387.698	387.698	387.698	387.698
Primary products.....		212311-P	06/85	373.669	375.220	375.220	375.220	375.220
Dimension stone.....		212311-0	06/85	373.669	375.220	375.220	375.220	375.220
Secondary products and miscellaneous receipts.....		212311-SM						
Crushed and broken limestone mining.....	212312		12/83	458.504	459.146	460.266	460.785	460.877
Primary products.....		212312-P	12/83	466.310	466.988	467.871	468.419	468.517
Crushed and broken limestone.....		212312-0	12/83	466.310	466.988	467.871	468.419	468.517
Secondary products and miscellaneous receipts.....		212312-SM						
Crushed and broken granite mining.....	212313		12/83	561.144	553.971	562.248	555.030	555.030
Primary products.....		212313-P	12/83	560.783	553.611	561.888	554.670	554.670
Crushed and broken granite.....		212313-0	12/83	560.783	553.611	561.888	554.670	554.670
Secondary products and miscellaneous receipts.....		212313-SM						

See footnotes at end of table.

Table 11. Producer price indexes for net output of selected industries and their products, not seasonally adjusted — Continued
 [May 2024]

Title ¹	Industry code	Product code	Index base	Unadjusted index ²				
				Jan. 2024	Feb. 2024 ^P	Mar. 2024 ^P	Apr. 2024 ^P	May 2024 ^P
Other crushed and broken stone mining.....	212319		12/83	378.369	378.474	378.688	378.763	378.763
Primary products.....		212319-P	12/83	388.186	388.299	388.529	388.609	388.609
Bituminous limestone and sandstone, and other crushed and broken stone.....		212319-0	12/83	388.186	388.299	388.529	388.609	388.609
Secondary products and miscellaneous receipts.....		212319-SM						
Sand/gravel/clay/refractory minerals mining.....	21232		12/03	254.101	256.301	256.918	262.205	265.033
Construction sand and gravel mining.....	212321		06/82	516.667	520.917	522.381	535.134	542.517
Primary products.....		212321-P	06/82	526.477	530.806	532.538	546.330	553.893
Construction sand and gravel (run of pit/bank, washed, screened, etc).....		212321-0	06/82	526.477	530.806	532.538	546.330	553.893
Construction sand and gravel, Midwest.....		212321-02	12/12	198.781	200.723	202.402	210.445	210.445
Construction sand and gravel, West.....		212321-04	12/12	180.824	182.631	182.783	187.366	192.668
Secondary products and miscellaneous receipts.....		212321-SM						
Miscellaneous receipts.....		212321-M	06/82	494.839	494.839	494.839	494.839	494.839
Kaolin, clay, and ceramic and refractory minerals mining.....	212323		12/22	112.872	114.050	114.137	114.682	114.466
Primary products.....		212323-P	12/22	112.873	114.052	114.139	114.684	114.468
Bentonite.....		212323-2	06/84	232.356	232.356	232.356	232.356	234.796
Secondary products and miscellaneous receipts.....		212323-SM						
Other nonmetallic mineral mining & quarrying.....	21239		12/84	270.668	262.458	272.508	257.877	251.674
Other nonmetallic mineral mining and quarrying.....	212390		12/22	92.563	89.755	93.192	88.189	86.067
Primary products.....		212390-P	12/22	92.562	89.755	93.191	88.188	86.067
Rock salt.....		212390-5	12/84	430.274	430.274	—	—	—
All other nonmetallic minerals, including gypsum.....		212390-9	06/85	391.779	403.072	464.401	361.215	336.563
Secondary and miscellaneous.....		212390-SM						
Mining support activities.....	213		06/09	126.636	127.253	126.249	128.312	128.246
Mining support activities.....	2131		06/09	126.636	127.253	126.249	128.312	128.246
Mining support activities.....	21311		06/09	126.636	127.253	126.249	128.312	128.246
Drilling oil and gas wells.....	213111		12/85	404.067	404.521	399.065	404.480	404.480
Primary services.....		213111-P	12/85	401.323	401.773	396.355	401.732	401.732
Oil and gas well directional drilling control.....		213111-03	12/03	140.725	142.976	142.976	142.976	142.976
Drilling oil and gas wells, including drilling in, spudding in or tailing in.....		213111-04	12/85	397.059	397.059	390.693	397.011	397.011
Reworking oil and gas wells.....		213111-05	12/92	378.452	378.452	378.452	378.452	378.452
Support activities for oil and gas operations.....		213112	12/85	219.009	220.418	218.958	222.986	222.827
Primary services.....		213112-P	12/85	221.682	223.143	221.539	225.683	225.525
Oil and gas field support services.....		213112-0	12/85	221.682	223.143	221.539	225.683	225.525
Secondary products and miscellaneous receipts.....		213112-SM						
Support activities for coal mining.....		213113	06/85	221.310	221.684	221.798	221.798	221.798
Primary services.....		213113-P	06/85	223.223	223.601	223.715	223.715	223.715
Coal mining services.....		213113-0	06/85	223.223	223.601	223.715	223.715	223.715
Support activities for metal and nonmetallic minerals mining.....		213118	05/23	104.045	104.045	104.045	104.045	104.045
Primary services.....		213118-P	05/23	104.045	104.045	104.045	104.045	104.045
Support activities for metal and nonmetallic minerals mining.....		213118-1	05/23	104.045	104.045	104.045	104.045	104.045
Utilities.....	221		12/03	190.282	179.453	177.182	175.048	180.028
Electric power generation, transmission, and distribution.....	2211		12/03	188.805	175.273	173.864	172.516	179.199
Electric power generation.....	22111		12/03	194.397	147.066	142.765	138.384	163.459
Electric power generation.....	221110		12/03	194.347	147.016	142.716	138.335	163.412
Primary products.....		221110-P	12/03	200.135	150.723	146.324	141.747	167.979
Utilities.....		221110-4	12/03	222.003	162.159	156.819	161.754	163.515
Non-utilities.....		221110-5	12/03	165.929	129.580	126.354	113.375	160.200
Secondary products and miscellaneous receipts.....		221110-SM						
Electric power transmission, control, and distribution.....	22112		12/03	184.363	184.966	184.770	184.690	183.689
Electric bulk power transmission and control.....	221121		12/03	212.129	217.000	217.254	219.036	213.500
Primary products.....		221121-P	12/03	212.611	217.492	217.746	219.533	213.984
Electric bulk power transmission and control.....		221121-3	12/03	212.611	217.492	217.746	219.533	213.984
Electric power distribution.....	221122		12/03	183.455	183.894	183.680	183.531	182.703
Primary products.....		221122-P	12/90	227.584	229.065	229.295	227.899	226.879
Residential electric power.....		221122-41	12/90	227.884	227.647	229.500	228.612	229.247
New England residential electric power.....		221122-411	12/90	240.195	240.475	240.475	230.984	230.984
Middle Atlantic residential electric power.....		221122-412	12/90	194.158	194.753	195.714	189.818	193.810
East North Central residential electric power.....		221122-413	12/90	227.868	228.597	228.322	230.485	227.151
West North Central residential electric power.....		221122-414	12/90	153.006	154.612	156.494	161.017	159.805
South Atlantic residential electric power.....		221122-415	12/90	212.696	213.306	212.495	213.047	212.432
East South Central residential electric power.....		221122-416	12/90	240.598	236.876	245.331	237.248	233.869
West South Central residential electric power.....		221122-417	12/90	226.796	223.234	227.391	228.391	231.284

See footnotes at end of table.

Table 11. Producer price indexes for net output of selected industries and their products, not seasonally adjusted — Continued
 [May 2024]

Title ¹	Industry code	Product code	Index base	Unadjusted index ²				
				Jan. 2024	Feb. 2024 ^P	Mar. 2024 ^P	Apr. 2024 ^P	May 2024 ^P
Electric power distribution - Continued								
Mountain residential electric power.....		221122-418	12/90	173.646	173.646	178.469	177.747	185.579
Pacific residential electric power.....		221122-419	12/90	345.745	345.724	349.010	350.613	350.613
Commercial electric power.....		221122-42	12/90	217.170	218.387	218.774	217.233	215.927
New England commercial electric power.....		221122-421	12/90	261.675	261.822	261.822	255.940	255.940
Middle Atlantic commercial electric power.....		221122-422	12/90	168.134	171.699	167.182	157.452	158.889
East North Central commercial electric power.....		221122-423	12/90	212.629	214.561	213.701	215.028	211.400
West North Central commercial electric power.....		221122-424	12/90	145.911	149.103	149.575	155.528	153.377
South Atlantic commercial electric power.....		221122-425	12/90	173.014	172.924	173.346	173.283	171.749
East South Central commercial electric power.....		221122-426	12/90	206.439	206.119	210.791	207.760	198.895
West South Central commercial electric power.....		221122-427	12/90	216.908	218.227	222.460	223.016	218.562
Mountain commercial electric power.....		221122-428	12/90	159.605	159.605	162.471	160.730	166.469
Pacific commercial electric power.....		221122-429	12/90	377.411	377.359	378.836	379.747	379.747
Industrial electric power.....		221122-43	12/90	248.416	255.712	250.645	248.070	242.849
New England industrial electric power.....		221122-431	12/90	186.197	195.377	178.647	151.462	146.440
Middle Atlantic industrial electric power.....		221122-432	12/90	192.465	197.953	194.215	189.266	187.700
East North Central industrial electric power.....		221122-433	12/90	396.485	413.660	409.491	421.179	401.620
West North Central industrial electric power.....		221122-434	12/90	168.768	168.198	167.640	174.789	169.969
South Atlantic industrial electric power.....		221122-435	12/90	170.234	170.573	171.784	172.266	174.368
East South Central industrial electric power.....		221122-436	12/90	197.072	199.543	200.146	201.239	192.316
West South Central industrial electric power.....		221122-437	12/90	272.162	266.788	273.209	269.586	261.425
Mountain industrial electric power.....		221122-438	12/90	174.892	214.330	172.861	147.072	147.850
Pacific industrial electric power.....		221122-439	12/90	298.203	297.839	300.375	301.140	301.140
Transportation electric power.....		221122-45	12/10	127.922	127.835	129.157	129.946	126.628
Secondary products and miscellaneous receipts.....		221122-SM						
Miscellaneous receipts.....		221122-M	12/90	189.380	189.380	189.692	189.692	189.692
Natural gas distribution.....	2212		12/03	172.846	173.337	168.142	163.349	161.421
Natural gas distribution.....	22121		12/03	172.846	173.337	168.142	163.349	161.421
Natural gas distribution.....	221210		12/03	172.792	173.283	168.089	163.298	161.369
Primary products.....		221210-P	12/90	285.016	285.857	276.932	268.699	265.384
Natural gas to ultimate consumers.....		221210-11	12/90	275.190	275.991	266.094	256.291	252.638
Residential natural gas.....		221210-112	12/90	280.470	281.073	274.695	267.992	263.979
New England residential natural gas.....		221210-1121	06/12	178.376	178.466	178.704	177.281	143.822
Middle Atlantic residential natural gas.....		221210-1122	06/12	154.480	154.058	153.780	152.835	152.749
East North Central residential natural gas.....		221210-1123	06/12	137.469	137.161	132.613	131.248	130.140
West North Central residential natural gas.....		221210-1124	06/12	138.445	141.584	134.203	132.552	134.290
South Atlantic residential natural gas.....		221210-1125	06/12	134.804	134.160	132.740	129.142	130.490
East South Central residential natural gas.....		221210-1126	06/12	106.225	106.910	104.222	97.365	98.131
West South Central residential natural gas.....		221210-1127	06/12	210.007	209.160	199.090	191.868	183.907
Mountain residential natural gas.....		221210-1128	06/12	198.234	198.142	196.895	188.361	189.165
Pacific residential natural gas.....		221210-1129	06/12	173.911	176.551	168.979	159.131	158.543
Commercial natural gas.....		221210-113	12/90	273.730	274.836	265.415	250.373	242.939
New England commercial natural gas.....		221210-1131	06/12	181.890	182.197	182.492	181.223	135.727
Middle Atlantic commercial natural gas.....		221210-1132	06/12	136.985	135.347	134.156	132.410	131.534
East North Central commercial natural gas.....		221210-1133	06/12	138.765	140.806	135.680	130.939	129.079
West North Central commercial natural gas.....		221210-1134	06/12	148.186	152.623	138.002	132.062	134.146
South Atlantic commercial natural gas.....		221210-1135	06/12	120.706	122.309	122.739	117.908	119.203
East South Central commercial natural gas.....		221210-1136	06/12	113.056	111.279	105.460	99.343	105.007
West South Central commercial natural gas.....		221210-1137	06/12	213.034	216.238	206.154	196.390	188.190
Mountain commercial natural gas.....		221210-1138	06/12	216.942	211.557	210.230	196.609	196.155
Pacific commercial natural gas.....		221210-1139	06/12	204.030	206.039	187.660	149.653	147.413
Industrial natural gas.....		221210-114	12/90	219.362	220.422	210.341	197.188	189.795
New England industrial natural gas.....		221210-1141	09/16	185.861	186.396	186.903	185.144	139.116
Middle Atlantic industrial natural gas.....		221210-1142	09/16	138.027	137.935	135.808	134.955	134.658
East North Central industrial natural gas.....		221210-1143	06/12	128.096	130.667	124.632	112.882	112.267
West North Central industrial natural gas.....		221210-1144	06/12	177.609	175.118	167.596	162.989	164.412
South Atlantic industrial natural gas.....		221210-1145	09/16	148.779	149.237	143.876	139.609	138.185
East South Central industrial natural gas.....		221210-1146	09/16	110.894	109.447	107.306	101.350	100.089
West South Central industrial natural gas.....		221210-1147	09/16	160.975	161.985	148.759	136.780	123.399
Mountain industrial natural gas.....		221210-1148	09/16	179.499	184.435	177.790	176.726	176.726
Pacific industrial natural gas.....		221210-1149	09/16	151.123	151.287	148.349	135.810	135.273
To electric power.....		221210-115	12/90	238.152	238.899	226.457	217.152	216.410
Delivered to ultimate consumers for the account of others (transportation only).....		221210-12	12/90	309.401	310.380	308.282	310.331	309.412
Industrial consumer.....		221210-122	12/90	304.583	305.875	301.018	304.395	304.238
Other consumers.....		221210-123	12/90	625.489	627.012	626.660	628.907	626.007
Secondary products and miscellaneous receipts.....		221210-SM						
Miscellaneous receipts.....		221210-M	12/90	191.075	191.498	191.093	190.495	190.550

See footnotes at end of table.

Table 11. Producer price indexes for net output of selected industries and their products, not seasonally adjusted — Continued
 [May 2024]

Title ¹	Industry code	Product code	Index base	Unadjusted index ²				
				Jan. 2024	Feb. 2024 ^P	Mar. 2024 ^P	Apr. 2024 ^P	May 2024 ^P
Construction industries								
New industrial building construction.....	236211		06/07	193.074	192.925	193.047	192.711	192.746
Primary products.....		236211-P	06/07	193.074	192.925	193.047	192.711	192.746
New warehouse building construction.....	236221		12/04	232.854	233.255	233.392	234.375	234.210
Primary products.....		236221-P	12/04	232.854	233.255	233.392	234.375	234.210
New school building construction.....	236222		12/05	224.708	224.599	224.455	225.165	224.701
Primary products.....		236222-P	12/05	224.708	224.599	224.455	225.165	224.701
New office building construction.....	236223		06/06	205.116	205.164	205.852	206.113	206.194
Primary products.....		236223-P	06/06	205.116	205.164	205.852	206.113	206.194
New health care building construction.....	236224		06/12	157.805	157.783	157.238	157.330	157.382
Primary products.....		236224-P	06/12	157.805	157.783	157.238	157.330	157.382
Concrete contractors, nonresidential building work.....	23811X		12/07	177.268	176.921	177.233	178.476	178.539
Primary products.....		23811X-P	12/07	177.268	176.921	177.233	178.476	178.539
Roofing contractors, nonresidential building work.....	23816X		12/07	206.993	207.626	207.717	208.949	208.280
Primary products.....		23816X-P	12/07	206.993	207.626	207.717	208.949	208.280
Electrical contractors, nonresidential building work.....	23821X		12/07	166.538	166.753	166.743	165.874	166.062
Primary products.....		23821X-P	12/07	166.538	166.753	166.743	165.874	166.062
Plumbing, heating and air-conditioning contractors, nonresidential building work.....	23822X		12/07	176.920	176.855	176.650	176.837	176.792
Primary products.....		23822X-P	12/07	176.920	176.855	176.650	176.837	176.792
Manufacturing								
Total manufacturing industries.....			12/84	244.056	248.369	249.646	251.543	248.953
Food mfg.....	311		12/84	251.917	253.473	255.832	257.234	257.964
Animal food mfg.....	3111		12/03	209.873	207.462	205.389	204.457	204.671
Animal food mfg.....	31111		12/03	211.081	208.656	206.571	205.633	205.849
Dog and cat food manufacturing.....	311111		12/85	296.774	298.549	298.546	298.544	298.602
Primary products.....		311111-P	12/85	304.401	306.228	306.228	306.228	306.288
Dog food.....		311111-1	12/85	317.015	319.009	319.009	319.009	319.100
Canned dog food.....		311111-11	12/98	250.149	255.062	255.062	255.062	255.062
Dry and semi moist dog food.....		311111-14	12/11	144.233	144.682	144.682	144.682	144.733
Cat food.....		311111-4	12/85	286.246	287.778	287.778	287.778	287.778
Canned cat food.....		311111-44	12/11	166.326	167.111	167.111	167.111	167.111
Dry and semi moist cat food.....		311111-45	12/98	238.810	240.126	240.126	240.126	240.126
Secondary products and miscellaneous receipts.....		311111-SM						
Miscellaneous receipts.....		311111-M1	12/10	140.857	140.857	140.857	140.857	140.857
Other animal food manufacturing.....	311119		12/80	224.992	219.326	215.364	213.581	213.957
Primary products.....		311119-P	12/80	218.903	213.129	209.103	207.288	207.671
Complete swine feed, supplements, concentrates, and premixes.....		311119-B	12/11	118.511	116.906	116.877	117.627	118.365
Complete beef cattle feed, supplements, concentrates, and premixes.....		311119-H	12/11	120.247	119.538	116.741	115.233	114.938
Poultry, exc. chicken and turkey, and livestock, exc. cattle and swine, feed.....		311119-N	12/80	350.043	348.382	346.391	346.804	345.547
Pet (excluding dog and cat), laboratory, and fur animal feed.....		311119-R	06/91	243.111	240.052	238.699	237.123	235.895
Chicken and turkey feed, supplements, concentrates, and premixes.....		311119-1	12/80	173.431	166.206	161.906	159.930	161.989
Complete dairy cattle feed, supplements, concentrates, and premixes.....		311119-5	12/11	124.441	118.872	115.296	113.011	111.693
Other prepared animal feeds, including feeding materials and adjuncts.....		311119-9	12/80	272.623	269.328	265.107	264.280	264.498
Secondary products and miscellaneous receipts.....		311119-SM						
Miscellaneous receipts.....		311119-M	12/80	268.204	266.124	263.375	261.841	262.051
Secondary products.....		311119-S	12/80	376.953	376.953	376.953	377.187	377.187
Grain & oilseed milling.....	3112		12/03	185.665	181.654	180.343	179.397	180.161
Flour milling & malt mfg.....	31121		12/03	204.366	202.158	200.321	198.371	202.211
Flour milling.....	311211		06/83	233.283	229.549	225.796	222.313	228.725
Primary products.....		311211-P	06/83	236.915	232.999	229.057	226.443	233.215
Prepared flour mixes, including refrigerated and frozen doughs and batters, made in flour mills.....		311211-A	06/83	260.977	260.882	260.882	260.552	260.552
Wheat flour (except flour mixes), made in flour mills.....		311211-1	06/83	258.171	256.872	250.553	247.301	259.089
Wheat mill products, except flour.....		311211-4	06/83	139.281	126.078	120.862	119.451	123.724
Corn mill products.....		311211-7	06/83	209.939	208.968	208.399	208.476	211.555
Other grain mill products.....		311211-9	06/83	290.879	285.138	285.821	272.375	273.208
Secondary products and miscellaneous receipts.....		311211-SM						
Miscellaneous receipts.....		311211-M	06/92	128.891	126.183	124.490	127.086	126.942
Rice milling.....	311212		06/84	233.428	233.604	235.266	236.454	236.259
Primary products.....		311212-P	06/84	232.662	232.837	234.493	235.678	235.484
Milled rice and byproducts.....		311212-0	12/03	224.051	224.220	225.815	226.956	226.769

See footnotes at end of table.

Table 11. Producer price indexes for net output of selected industries and their products, not seasonally adjusted — Continued
 [May 2024]

Title ¹	Industry code	Product code	Index base	Unadjusted index ²				
				Jan. 2024	Feb. 2024 ^P	Mar. 2024 ^P	Apr. 2024 ^P	May 2024 ^P
Rice milling - Continued								
Milled rice (incl second heads, screenings, brewers, bran, sharps, rice flour, and byproducts).....		311212-04	06/03	239.527	240.269	242.292	242.879	242.650
Head rice not packaged with other ingredients.....		311212-06	12/11	134.641	133.999	134.596	135.368	135.273
Malt manufacturing.....	311213		06/85	202.047	202.320	203.614	202.615	202.536
Primary products.....		311213-P	06/85	198.971	199.246	200.548	199.543	199.463
Malt and malt byproducts.....		311213-0	06/85	198.971	199.246	200.548	199.543	199.463
Secondary products and miscellaneous receipts.....		311213-SM1						
Starch & vegetable fats & oils mfg.....	31122		12/03	182.525	176.840	175.381	174.541	174.387
Wet corn milling and starch manufacturing.....	311221		06/85	256.013	244.807	241.173	234.899	245.990
Primary products.....		311221-P	06/85	282.624	270.838	266.726	259.621	272.259
Wet process corn byproducts.....		311221-A	06/85	281.535	272.139	262.504	252.913	248.565
Corn sweeteners, made by wet milling.....		311221-1	06/85	258.951	260.196	253.055	250.539	268.753
Manufactured starch, made by wet milling.....		311221-4	06/85	370.662	335.183	336.971	337.709	337.638
Secondary products and miscellaneous receipts.....		311221-SM						
Soybean and other oilseed processing.....	311224		12/11	104.420	100.433	99.309	99.539	98.122
Primary products.....		311224-P	12/11	94.894	91.485	90.646	89.956	89.661
Cottonseed cake, meal, hulls, and other byproducts.....		311224-B	06/85	546.241	539.387	534.541	523.937	529.915
Cottonseed cake and meal.....		311224-B1	12/11	118.913	117.584	116.058	112.925	116.786
Soybean oil.....		311224-3	12/79	252.930	241.043	240.060	238.900	234.940
Crude soybean oil, degummed, made from soybeans crushed in the same establishment.....		311224-31	05/88	297.162	291.251	290.665	290.900	290.167
Soybean oil, all other types.....		311224-32	12/03	228.912	209.857	208.380	205.685	198.063
Soybean cake, meal, and other byproducts.....		311224-4	12/79	129.938	127.158	125.595	123.426	126.164
Soybean cake and meal.....		311224-41	12/09	91.042	89.393	88.198	87.491	88.901
Other soybean products, including isolates and concentrates.....		311224-42	12/09	164.294	155.689	155.423	138.879	150.981
Cotton linters.....		311224-7	06/85	107.685	108.860	108.860	109.926	110.220
Other crude and refined vegetable oils and other vegetable mill products.....		311224-9	12/11	192.468	191.293	190.167	188.448	189.692
Other crude vegetable oils, including linseed, peanut, sunflower, safflower, etc.....		311224-91	01/99	377.064	374.308	373.147	371.637	374.807
Other vegetable oil mill products, including all oil seed cake and meal.....		311224-93	12/85	301.465	300.119	297.741	293.575	295.008
Secondary products and miscellaneous receipts.....		311224-SM						
Miscellaneous products.....		311224-M	12/11	103.620	103.704	100.702	97.784	112.037
Fats and oils refining and blending.....	311225		12/81	355.116	357.647	360.758	359.485	354.527
Primary products.....		311225-P	12/81	376.411	377.517	382.867	383.292	371.609
Shortening and cooking oils.....		311225-2	12/81	351.660	353.105	360.066	360.876	346.426
Margarine, butter blends, and butter substitutes.....		311225-4	02/04	163.778	163.667	163.173	162.765	-
Secondary products and miscellaneous receipts.....		311225-SM						
Secondary products.....		311225-S	02/04	161.283	165.160	163.024	159.378	-
Breakfast cereal manufacturing.....	31123		12/03	175.785	175.785	175.785	175.785	175.785
Breakfast cereal manufacturing.....	311230		12/83	292.390	292.390	292.390	292.390	292.390
Primary products.....		311230-P	12/83	305.449	305.449	305.449	305.449	305.449
Breakfast cereal.....		311230-1	12/83	303.881	303.881	303.881	303.881	303.881
Secondary products and miscellaneous receipts.....		311230-SM						
Sugar & confectionery product mfg.....	3113		12/84	264.442	273.797	280.337	290.582	285.353
Sugar mfg.....	31131		12/03	202.162	215.570	219.021	218.823	219.127
Beet sugar manufacturing.....	311313		06/82	214.737	236.495	240.658	240.930	239.494
Primary products.....		311313-P	06/82	219.799	242.200	246.486	246.766	245.288
Beet sugar.....		311313-0	06/82	223.481	246.257	250.615	250.899	249.397
Secondary products and miscellaneous receipts.....		311313-SM1						
Cane sugar manufacturing.....	311314		12/11	122.309	127.822	129.739	129.453	130.245
Primary products.....		311314-P	12/11	122.487	128.052	130.007	129.719	130.524
Raw cane sugar and sugarcane mill products and byproducts.....		311314-1	06/82	232.854	234.588	237.698	237.701	237.890
Refined granulated cane sugar and byproducts.....		311314-3	06/82	259.855	278.239	282.837	281.819	284.523
Secondary products and miscellaneous receipts.....		311314-SM						
Nonchocolate confectionery mfg.....	31134		12/03	183.070	183.966	184.029	184.078	184.300
Nonchocolate confectionery manufacturing.....	311340		12/03	183.015	183.911	183.974	184.022	184.245
Primary products.....		311340-P	12/03	184.648	185.558	185.558	185.558	185.789
Nonchocolate-type confectioneries.....		311340-5	06/83	283.468	285.389	285.389	285.389	285.877
Other confectionery-type products.....		311340-7	06/91	235.823	235.823	235.823	235.823	235.823
Secondary products and miscellaneous receipts.....		311340-SM						
Secondary products.....		311340-S	12/03	188.106	-	-	-	-
Chocolate and confectionery manufacturing.....	31135		12/11	133.005	137.267	143.338	155.551	149.095
Chocolate and confectionery mfg. from cacao.....	311351		12/11	163.717	175.022	198.300	236.581	212.498

See footnotes at end of table.

Table 11. Producer price indexes for net output of selected industries and their products, not seasonally adjusted — Continued
 [May 2024]

Title ¹	Industry code	Product code	Index base	Unadjusted index ²				
				Jan. 2024	Feb. 2024 ^P	Mar. 2024 ^P	Apr. 2024 ^P	May 2024 ^P
Chocolate and confectionery mfg. from cacao - Continued								
Primary products.....		311351-P	12/11	162.312	173.556	196.767	234.572	210.251
Chocolate coatings, made from cacao beans.....		311351-1	12/11	184.848	197.884	224.365	252.533	240.712
Chocolate/chocolate-type confectionery products, made from cacao beans.....		311351-4	12/11	130.381	135.266	135.266	135.266	135.266
Other chocolate and cocoa products, made from cacao beans.....		311351-7	12/11	172.154	186.839	224.026	287.155	245.465
Secondary products and miscellaneous receipts.....		311351-SM1						
Confectionery mfg. from purchased chocolate.....	311352		12/11	120.596	122.173	121.705	123.991	124.229
Primary products.....		311352-P	12/11	120.848	122.562	122.040	124.550	124.829
Chocolate/confectionery products, made from purchased chocolate.....		311352-3	12/11	119.551	121.246	120.730	123.213	123.488
Secondary products and miscellaneous receipts.....		311352-SM						
Miscellaneous receipts.....		311352-M	12/11	158.792	158.792	158.792	158.792	155.215
Fruit & vegetable preserving & specialty food mfg.....	3114		12/84	255.390	256.625	255.088	255.191	256.281
Frozen food manufacturing.....	31141		12/03	183.411	183.495	183.397	184.064	184.291
Frozen fruit and vegetable manufacturing.....	311411		06/81	371.948	370.527	370.124	373.897	374.907
Primary products.....		311411-P	06/81	328.802	327.026	326.621	329.993	330.484
Frozen fruits, juices, ades, drinks, and cocktails.....		311411-1	06/81	276.927	277.078	279.162	280.412	282.345
Frozen fruits.....		311411-11	12/90	256.409	256.764	261.687	264.641	269.207
Frozen vegetables.....		311411-4	06/81	359.093	356.532	355.173	359.456	359.420
Frozen vegetables, other than potato products.....		311411-47	12/11	141.609	142.312	142.462	141.728	141.690
Frozen potato products (French-fried, patties, puffs, etc.).....		311411-48	12/11	179.605	177.003	175.796	179.805	179.805
Secondary products and miscellaneous receipts.....		311411-SM						
Miscellaneous receipts.....		311411-M	06/97	723.123	832.225	840.459	863.103	935.774
Frozen specialty food manufacturing.....	311412		12/82	202.602	203.333	203.306	203.056	203.075
Primary products.....		311412-P	12/82	206.573	207.305	207.258	207.034	207.053
Frozen dinners (beef, pork, and poultry pies) and nationality foods, incl. frozen pizza.....		311412-1	12/82	186.663	186.400	186.914	186.103	186.879
Other frozen specialties, incl. all whipped topping, waffles, soups, etc., excluding seafood.....		311412-4	06/91	232.425	238.117	235.137	238.086	234.110
Secondary products and miscellaneous receipts.....		311412-SM						
Secondary products.....		311412-S	12/82	186.055	189.646	193.576	187.105	187.203
Fruit & vegetable canning, pickling & drying.....	31142		12/03	198.097	199.721	197.697	197.288	198.591
Fruit and vegetable canning.....	311421		06/81	292.412	296.280	292.135	291.479	293.553
Primary products.....		311421-P	06/81	295.217	296.346	292.969	292.530	293.633
Canned catsup and other tomato based sauces.....		311421-D	06/81	259.969	264.451	255.325	255.571	257.841
Canned jams, jellies, and preserves.....		311421-G	06/81	262.931	262.691	262.625	263.004	262.992
Canned and fresh fruit juices, nectars, and concentrates.....		311421-K	12/11	151.064	150.825	150.242	150.179	—
Pickles and other pickled products, including horseradish.....		311421-Q	06/81	327.272	327.951	327.951	327.951	327.951
Canned fruits, excluding baby foods.....		311421-1	06/81	333.247	336.575	334.942	333.825	339.496
Canned vegetables.....		311421-5	06/81	303.734	301.823	299.479	297.737	296.243
Secondary products and miscellaneous receipts.....		311421-SM						
Miscellaneous receipts.....		311421-M	06/81	140.622	188.427	171.742	166.038	186.470
Secondary products.....		311421-S	06/81	324.274	326.867	324.701	326.590	323.863
Specialty canning.....	311422		12/82	328.519	328.553	329.536	329.020	329.020
Primary products.....		311422-P	12/82	348.771	348.814	348.860	348.224	348.224
Canned baby foods and other canned specialty/nationality foods.....		311422-5	06/08	149.042	149.758	150.138	149.042	149.042
Canned soups and stews, excluding frozen and seafood.....		311422-6	12/82	462.015	461.254	460.898	460.898	460.898
Canned dry beans.....		311422-7	12/82	222.295	222.295	222.295	222.295	222.295
Secondary products and miscellaneous receipts.....		311422-SM						
Dried and dehydrated food manufacturing.....	311423		12/82	309.399	309.111	305.108	304.475	308.579
Primary products.....		311423-P	12/82	323.627	322.249	317.388	315.692	320.468
Soup mixes (including dried/dehydrated/freeze-dried) and bouillon.....		311423-1	12/82	215.116	215.116	215.116	215.116	215.116
Dried and dehydrated fruits and vegetables, including freeze-dried.....		311423-5	12/82	316.752	316.621	314.215	311.921	314.211
Secondary products and miscellaneous receipts.....		311423-SM						
Dairy product mfg.....	3115		12/84	232.891	235.547	237.912	237.384	240.546
Dairy product (except frozen) mfg.....	31151		12/03	165.783	167.833	169.698	169.283	171.701
Fluid milk manufacturing.....	311511		12/82	299.395	298.785	302.514	303.731	302.321
Primary products.....		311511-P	12/82	274.352	273.833	278.002	278.887	277.531
Yogurt, except frozen.....		311511-A	12/82	183.188	183.035	182.963	182.972	183.042
Perishable dairy product alternatives, including plant-based.....		311511-D	12/91	168.891	168.780	167.136	167.288	169.756
Perishable beverage dairy milk alternatives, including plant-based.....		311511-D1	09/23	99.916	99.866	98.651	98.651	98.651
All other perishable dairy product alternatives, including plant-based.....		311511-D2	09/23	99.487	99.359	99.359	99.809	107.103
Fluid milk and cream, bulk sales.....		311511-1	12/91	232.461	237.578	244.456	247.835	249.955
Fluid milk and related products, packaged (incl. cartons, bottles, cans, etc.) excl. U.H.T.....		311511-5	12/82	287.002	284.371	290.625	292.824	289.556
Whole fluid milk, packaged, excluding U.H.T. and flavored.....		311511-51	12/82	265.584	262.472	268.559	271.236	266.547

See footnotes at end of table.

Table 11. Producer price indexes for net output of selected industries and their products, not seasonally adjusted — Continued
 [May 2024]

Title ¹	Industry code	Product code	Index base	Unadjusted index ²				
				Jan. 2024	Feb. 2024 ^P	Mar. 2024 ^P	Apr. 2024 ^P	May 2024 ^P
Fluid milk manufacturing - Continued								
Fluid milk, lowfat, incl. 2.0, 1.0, and 0.5 percent packaged, excl. U.H.T. and flavored.....		311511-52	12/82	294.112	290.912	298.082	299.792	293.688
Fat free or skim milk, packaged, excluding U.H.T. and flavored.....		311511-53	12/82	308.443	304.505	309.097	309.526	302.333
Other fluid milk related products, incl. heavy & light cream, unflavored sour cream, etc.....		311511-59	06/98	248.388	247.968	252.749	254.933	258.645
Cottage cheese (including bakers', pot, and farmers' cheese).....		311511-7	12/82	317.517	317.916	319.292	319.127	312.976
Other packaged milk products incl. flavored milks, eggnog, buttermilk, etc.....		311511-9	12/91	284.547	284.250	287.136	280.562	277.800
Secondary products and miscellaneous receipts.....		311511-SM						
Secondary products.....		311511-S	12/82	292.677	291.006	289.065	292.471	291.814
Creamery butter manufacturing.....	311512		06/84	184.508	193.672	201.656	208.217	212.846
Primary products.....		311512-P	06/84	181.654	190.676	198.536	204.996	209.553
Creamery butter.....		311512-0	06/84	181.654	190.676	198.536	204.996	209.553
Cheese manufacturing.....	311513		06/81	189.985	192.863	192.875	191.416	199.528
Primary products.....		311513-P	06/81	178.363	180.950	180.170	178.463	187.467
Raw liquid whey.....		311513-A	12/04	247.912	264.987	269.319	280.921	277.396
Natural cheese (cheddar, Swiss, Italian, brick, cream, grated, dried etc.) excl. cottage cheese.....		311513-1	06/81	167.491	169.592	168.676	166.774	174.676
Natural cheese, except lowfat, shipped in consumer packages or containers (3 lbs. or less).....		311513-1111	12/04	139.545	139.664	139.641	139.631	139.943
Natural cheese, except lowfat, shipped in packages or containers (more than 3 lbs.) or bulk.....		311513-1121	12/04	106.184	108.954	107.312	105.021	116.365
Lowfat natural cheese, except cottage cheese, shipped in consumer packages (3 lbs. or less).....		311513-1131	06/10	113.953	114.028	113.963	113.943	114.181
Lowfat natural cheese, except cottage cheese, shipped in packages (more than 3 lbs.) or in bulk.....		311513-1141	06/10	111.781	114.931	114.605	110.872	120.768
Process cheese and related products.....		311513-4	06/81	179.808	183.753	183.639	182.764	195.904
Process cheese, shipped in consumer packages or containers (3 lbs. or less) ..		311513-41	06/10	121.707	124.492	124.685	122.780	132.068
All other process cheese and related products.....		311513-49	06/10	131.042	133.811	133.480	134.049	143.263
Process cheese, shipped in packages or containers (more than 3 lbs.) or in bulk.....		311513-4921	06/10	130.877	127.563	128.006	131.460	128.554
Cheese food, spread, and other related products.....		311513-4961	12/11	103.594	110.565	109.695	107.874	124.682
Secondary products and miscellaneous receipts.....		311513-SM						
Miscellaneous receipts.....		311513-M	06/81	264.742	264.305	266.039	267.833	268.501
Secondary products.....		311513-S	06/81	183.441	187.848	195.751	197.798	192.007
Dry, condensed, and evaporated dairy products.....	311514		12/83	205.270	210.937	215.354	210.805	209.435
Primary products.....		311514-P	12/83	224.097	230.350	234.699	228.476	226.431
Ice cream mixes and related products.....		311514-A	04/00	149.533	148.938	151.828	152.266	154.085
Dairy product alternatives, including plant-based.....		311514-D	06/92	197.442	197.477	198.866	198.854	198.842
Dry milk products and mixtures.....		311514-1	12/83	181.633	190.536	195.658	186.976	183.682
Milk products, shipped in consumer-type cans, excluding substitutes.....		311514-5	12/83	338.342	338.301	338.777	340.365	340.006
Concentrated milk products shipped in bulk (barrels, drums, and tanks).....		311514-7	12/83	146.285	146.737	149.512	145.133	147.336
Secondary products and miscellaneous receipts.....		311514-SM						
Secondary products.....		311514-S	12/83	133.024	136.297	142.015	146.663	149.089
Ice cream and frozen dessert mfg.....	31152		12/03	173.461	173.636	173.492	173.543	173.567
Ice cream and frozen dessert manufacturing.....	311520		06/83	278.715	278.996	278.764	278.846	278.886
Primary products.....		311520-P	06/83	282.301	282.588	282.343	282.421	282.517
Ice cream and frozen dessert manufacturing.....		311520-0	06/83	282.301	282.588	282.343	282.421	282.517
Ice cream, incl. custards (excl. lowfat and nonfat) shipped in bulk (containers 3 gal or more).....		311520-01	06/83	283.689	282.890	284.646	285.882	285.733
Ice cream, incl. custards (excl. lowfat and nonfat) shipped in sizes less than 3 gallons.....		311520-02	06/83	281.462	281.462	280.817	280.696	280.823
Ice cream, including custards (excluding lowfat and nonfat), novelty forms.....		311520-03	06/92	212.727	213.367	213.618	213.771	213.817
Ice cream, including custards, lowfat and nonfat.....		311520-04	12/98	161.434	161.511	161.265	161.488	161.531
Frozen desserts containing fats other than butterfat (incl. soy, rice, almond, oats, etc.).....		311520-06	12/22	105.410	105.418	105.418	105.418	105.418
Other frozen desserts (yogurt, sherbet, water ices, mellorine, frozen pudding, gelato, etc.).....		311520-09	12/98	215.162	215.924	215.484	215.489	215.621
Secondary products and miscellaneous receipts.....		311520-SM						
Miscellaneous receipts.....		311520-M	06/83	319.878	320.862	320.317	320.796	320.813
Secondary products.....		311520-S	06/83	191.078	191.170	191.214	191.345	190.268
Animal slaughtering & processing.....	31161		12/84	216.959	218.488	224.222	228.994	230.953
Animal, except poultry, slaughtering.....	311611		12/80	252.654	253.215	258.258	259.570	259.646
Primary products.....		311611-P	12/80	248.513	249.070	254.100	255.407	255.523
Pork, fresh/frozen, unprocessed, all cuts, except sausage, made in slaughtering plants.....		311611-A	12/80	169.377	161.438	160.868	167.986	172.062
Pork, processed or cured, not canned or made into sausage, made in slaughtering plants.....		311611-G	12/80	266.894	250.575	274.764	259.425	261.336
Fresh and processed sausage, deli, and cooked meats, made in slaughtering plants.....		311611-J	12/80	309.909	303.915	306.763	315.025	310.405

See footnotes at end of table.

Table 11. Producer price indexes for net output of selected industries and their products, not seasonally adjusted — Continued
[May 2024]

Title ¹	Industry code	Product code	Index base	Unadjusted index ²				
				Jan. 2024	Feb. 2024 ^P	Mar. 2024 ^P	Apr. 2024 ^P	May 2024 ^P
Animal, except poultry, slaughtering - Continued								
Hides, skins, and pelts, made in slaughtering plants.....		311611-Q	12/80	89.439	82.282	81.656	80.854	79.640
Miscellaneous byproducts of slaughtering plants.....		311611-R	12/80	517.037	513.937	519.558	526.676	520.850
Beef, fresh or frozen, not canned or made into sausage, made in slaughtering plants.....		311611-1	12/80	279.994	287.744	295.319	293.523	292.024
Beef, fresh/frozen whole/half carcass, not canned or made into sausage, misp...		311611-10	12/80	289.746	306.245	309.140	297.146	296.713
Beef, fresh/frozen variety meats, not canned or made into sausage, made in slaughtering plants.....		311611-16	12/80	294.659	303.851	312.126	319.751	325.942
Beef, fresh/frozen, primal and subprimal cuts, made in slaughtering plants.....		311611-17	12/95	249.480	255.615	262.756	261.399	259.481
Lamb/mutton, fresh or frozen, not canned or made into sausage, made in slaughtering plants.....		311611-7	12/95	317.575	323.757	324.117	323.955	320.072
Secondary products and miscellaneous receipts.....		311611-SM						
Secondary products.....		311611-S	12/80	159.211	159.137	156.772	156.254	152.772
Meat processed from carcasses.....	311612		12/82	220.744	222.041	226.556	232.904	232.094
Primary products.....		311612-P	12/82	214.594	215.949	220.383	226.565	225.867
Other processed, frozen, or cooked meats, made from purchased carcasses.....		311612-A	12/82	211.168	216.661	222.291	230.305	229.818
Boxed meat (beef, pork, lamb, etc.), made from purchased carcasses.....		311612-A1	06/08	140.975	141.945	143.818	147.149	143.716
Frozen ground meat patties and other processed, frozen, or cooked meats, mfpc.....		311612-A5	09/16	120.791	124.790	128.610	133.836	134.545
Pork, processed or cured, not canned or made into sausage, mfpc.....		311612-1	12/82	165.153	163.756	164.915	170.096	170.654
Pork, sweet-pickled, dry-cured, or dry salt, not canned or made into sausage, mfpc.....		311612-11	09/16	126.946	125.890	125.848	125.983	125.983
Smoked hams and picnics, excluding canned, made from purchased carcasses.....		311612-12	06/08	159.683	151.077	143.890	155.804	159.596
Smoked slab bacon, made from purchased carcasses.....		311612-13	09/16	115.662	113.856	117.654	116.237	117.241
Smoked sliced bacon, made from purchased carcasses.....		311612-14	06/08	147.831	151.152	157.612	162.343	160.934
Other smoked pork, not canned or made into sausage, made from purchased carcasses.....		311612-15	06/08	155.122	153.140	154.003	153.142	153.512
Boiled ham, barbecue pork, and other cooked pork, except canned meats and sausage, mfpc.....		311612-16	06/08	113.069	113.067	113.073	113.067	113.073
Sausage and similar products, excluding canned, made from purchased carcasses.....		311612-4	12/82	248.139	245.140	251.731	254.774	252.753
Fresh sausage (pork sausage, breakfast links, etc.), excluding canned, mfpc....		311612-41	12/82	291.915	294.419	308.699	325.173	319.468
Dry or semidry sausage (salami, cervelat, pepperoni, summer sausage, pork roll, etc), mfpc.....		311612-42	12/82	228.948	220.445	227.303	223.084	219.068
Frankfurters, including wieners, excluding canned, made from purchased carcasses.....		311612-43	12/82	274.886	273.094	274.752	274.518	275.399
Other sausage (smoked or cooked) & jellied goods & similar preparations, excluding canned, mfpc.....		311612-44	12/82	226.060	224.036	224.612	225.192	228.738
Secondary products and miscellaneous receipts.....		311612-SM						
Secondary products.....		311612-S	12/82	229.338	227.397	231.176	238.528	234.179
Rendering and meat byproduct processing.....	311613		12/82	306.864	288.304	281.610	276.931	276.233
Primary products.....		311613-P	12/82	295.376	278.604	271.855	267.193	266.507
Lard, inedible tallow, and other greases, excluding wool grease.....		311613-2	12/82	351.786	335.363	326.475	325.751	328.489
Animal and marine feed and fertilizer byproducts.....		311613-5	12/82	241.763	226.687	221.486	215.837	213.925
Meat and bone meal.....		311613-51	12/82	167.307	150.681	147.526	142.136	136.826
Animal and marine feed and fertilizer byproducts, except meat and bone meal...		311613-52	12/82	346.166	333.797	325.691	319.807	323.004
Secondary products and miscellaneous receipts.....		311613-SM						
Poultry processing.....	311615		12/81	173.422	177.340	185.583	193.888	200.334
Primary products.....		311615-P	12/81	177.089	181.155	189.696	198.252	204.841
Processed poultry and small game (except soups), containing 20 percent or more poultry or meat.....		311615-D	12/81	125.823	135.411	150.205	160.564	171.467
Young chickens, including bulk, chilled, frozen, whole, and in parts.....		311615-1	12/81	206.258	209.256	215.839	226.279	230.915
Turkeys (including frozen, whole, and parts).....		311615-7	12/81	191.218	185.652	186.439	184.974	187.174
Other poultry and small game (including frozen), whole, and parts.....		311615-9	12/90	312.792	298.040	298.040	295.224	293.741
Secondary products and miscellaneous receipts.....		311615-SM						
Secondary products.....		311615-S	12/81	35.177	33.960	31.867	31.264	32.375
Seafood product preparation & packaging.....	3117		12/03	185.630	186.836	188.296	189.055	187.395
Seafood product preparation and packaging.....	31171		12/03	185.630	186.836	188.296	189.055	187.395
Seafood product preparation and packaging.....	311710		12/11	129.947	130.792	131.814	132.345	131.183
Primary products.....		311710-P	12/11	129.537	130.396	131.443	131.983	130.804
Prepared frozen shellfish.....		311710-3	12/96	166.368	168.950	169.098	170.846	166.141
Prepared fresh fish/seafood, inc. surimi/surimi-based products.....		311710-6	12/82	417.733	420.400	419.187	419.810	416.665
Prepared frozen fish.....		311710-7	12/82	297.524	299.766	302.543	305.628	307.276
Other prepared fresh and frozen seafood.....		311710-9	12/96	230.072	230.934	242.306	240.576	232.011
Secondary products and miscellaneous receipts.....		311710-SM						
Bakeries & tortilla mfg.....	3118		12/03	189.606	189.720	189.897	189.825	189.682
Bread & bakery product mfg.....	31181		12/03	203.276	203.286	203.554	203.710	203.590
Retail bakeries.....	311811		12/03	234.873	235.652	235.652	236.904	236.992

See footnotes at end of table.

Table 11. Producer price indexes for net output of selected industries and their products, not seasonally adjusted — Continued
 [May 2024]

Title ¹	Industry code	Product code	Index base	Unadjusted index ²				
				Jan. 2024	Feb. 2024 ^P	Mar. 2024 ^P	Apr. 2024 ^P	May 2024 ^P
Retail bakeries - Continued								
Primary products.....		311811-P	12/99	258.635	259.652	259.652	261.285	261.285
Retail bakery products.....		311811-0	12/99	258.635	259.652	259.652	261.285	261.285
Secondary products and miscellaneous receipts.....		311811-SM						
Miscellaneous receipts.....		311811-M	06/07	236.625	236.625	236.625	236.615	246.084
Commercial bakeries.....	311812		06/80	453.653	453.920	454.840	454.869	454.687
Primary products.....		311812-P	06/80	448.816	449.201	450.401	450.278	450.157
Bread (white, wheat, rye, etc.), including frozen.....		311812-1	06/80	451.356	451.846	454.277	452.459	453.736
White pan bread.....		311812-15	12/11	144.134	144.491	145.878	144.506	145.264
White hearth bread (French, Italian, etc.).....		311812-16	12/11	145.661	145.374	145.383	145.611	147.468
Dark wheat breads (whole wheat, cracked wheat, multigrain, etc.).....		311812-17	12/11	143.703	143.931	144.248	144.015	144.080
Other variety breads (rye, unleavened, raisin, potato, self-rising, salt-free, canned, etc.).....		311812-18	12/11	130.264	130.241	130.680	130.797	130.069
Rolls, bread-type (including muffins, bagels, and croissants), including frozen.....		311812-5	06/80	420.685	422.399	422.179	422.270	420.648
Rolls, hamburger and wiener.....		311812-51	12/11	132.965	134.104	133.951	134.115	133.270
All other rolls, bread-type (incl. muffins, bagels, and croissants).....		311812-59	12/11	153.182	153.233	153.232	153.136	152.864
Soft cakes, excluding frozen.....		311812-7	06/80	497.360	492.908	494.126	493.281	493.747
Pies (fruit, cream, and custard), excluding frozen.....		311812-8	06/80	525.178	522.180	523.415	523.004	524.091
Other sweet goods, excluding frozen.....		311812-9	06/80	462.909	463.234	465.300	470.463	470.391
Secondary products and miscellaneous receipts.....		311812-SM						
Secondary products.....		311812-S	06/80	412.001	410.865	408.607	410.101	409.417
Frozen cakes and other pastries manufacturing.....	311813		06/91	249.333	248.012	247.638	247.909	247.329
Primary products.....		311813-P	12/82	357.402	355.281	354.680	355.115	354.394
Frozen cakes, pies, and other pastries.....		311813-0	12/82	357.402	355.281	354.680	355.115	354.394
Secondary products and miscellaneous receipts.....		311813-SM						
Secondary products.....		311813-S	06/91	211.655	211.655	211.655	211.655	-
Cookie, cracker & pasta mfg.....	31182		12/03	166.697	166.739	166.798	166.567	166.361
Cookie and cracker manufacturing.....	311821		06/83	263.324	263.369	263.369	263.369	263.402
Primary products.....		311821-P	06/83	261.265	261.315	261.315	261.315	261.315
Crackers, biscuits, and related products.....		311821-2	06/83	252.083	252.083	252.083	252.083	252.083
Saltines and all other crackers, cracker meal and crumbs, and biscuits.....		311821-24	01/12	101.377	101.377	101.377	101.377	101.377
Cookies, wafers, and ice cream cones and cups (excluding frozen).....		311821-4	06/83	266.370	266.456	266.456	266.456	266.456
Secondary products and miscellaneous receipts.....		311821-SM						
Secondary products.....		311821-S	06/83	278.731	278.731	278.731	278.731	279.043
Dry pasta, dough, and flour mixes manufacturing from purchased flour.....	311824		06/85	256.541	256.621	256.781	256.154	255.568
Primary products.....		311824-P	12/11	135.543	135.461	135.412	135.303	135.056
Prepared flour mixes (incl refrigerated & frozen doughs & batters) made from purchased flour.....		311824-1	06/85	241.900	242.343	242.213	241.922	241.264
Flour mixes (refrigerated & frozen doughs & batters), ex cake mixes, made from purchased flour.....		311824-12	06/85	238.086	238.570	238.434	238.131	237.444
Dry macaroni, spaghetti and egg noodle products (excluding canned or frozen).....		311824-3	06/85	280.568	279.015	279.015	279.015	279.015
Secondary products and miscellaneous receipts.....		311824-SM						
Secondary products.....		311824-S	06/85	329.125	329.098	329.069	328.851	328.781
Tortilla mfg.....	31183		12/03	183.250	184.912	184.799	183.273	183.274
Tortilla manufacturing.....	311830		12/03	183.252	184.914	184.801	183.275	183.276
Primary products.....		311830-P	06/91	225.112	227.196	226.924	225.070	225.070
Tortillas, sold in bulk or packages, excluding frozen or canned.....		311830-0	06/91	225.112	227.196	226.924	225.070	225.070
Secondary products and miscellaneous receipts.....		311830-SM						
Miscellaneous receipts.....		311830-M	12/03	137.611	137.611	137.611	137.611	137.611
Secondary products.....		311830-S	12/03	181.841	183.113	185.605	183.258	183.296
Other food manufacturing.....	3119		12/03	177.977	181.390	183.136	182.258	181.269
Snack food mfg.....	31191		12/03	186.796	189.814	198.729	193.353	193.119
Roasted nuts and peanut butter manufacturing.....	311911		12/03	150.185	150.067	151.539	151.074	151.101
Primary products.....		311911-P	12/03	150.160	150.018	151.541	151.054	151.082
Nuts and seeds (salted, roasted, cooked, or blanched).....		311911-1	06/91	189.844	189.882	192.365	191.774	190.800
Nuts (salted, roasted, cooked, or blanched), sold in bulk.....		311911-11	06/91	157.070	157.034	159.347	158.820	157.859
Canned nuts (salted, roasted, cooked, or blanched).....		311911-12	06/91	152.202	153.986	152.453	152.549	151.874
All other packaged nuts, including all types of seeds (salted, roasted, cooked, or blanched).....		311911-13	06/91	252.744	252.982	253.067	252.688	254.938
Peanut butter.....		311911-4	12/85	238.104	235.769	232.764	231.765	241.592
Secondary products and miscellaneous receipts.....		311911-SM						
Secondary products.....		311911-S	06/91	165.071	165.071	165.071	165.344	165.374
Other snack food manufacturing.....	311919		06/91	258.241	264.370	281.061	270.672	270.182
Primary products.....		311919-P	12/85	294.470	299.562	318.987	306.897	306.326
Potato chips and sticks, plain and flavored.....		311919-1	12/85	285.668	289.005	296.415	299.246	299.246
Corn chips and related products.....		311919-4	12/85	284.967	289.752	332.856	294.563	294.563

See footnotes at end of table.

Table 11. Producer price indexes for net output of selected industries and their products, not seasonally adjusted — Continued
 [May 2024]

Title ¹	Industry code	Product code	Index base	Unadjusted index ²				
				Jan. 2024	Feb. 2024 ^P	Mar. 2024 ^P	Apr. 2024 ^P	May 2024 ^P
Other snack food manufacturing - Continued								
Other chips, sticks (hard pretzels, bacon rinds, popcorn (except candied), etc.) . . .		311919-7	12/03	206.126	211.396	215.409	215.409	213.989
Secondary products and miscellaneous receipts		311919-SM						
Coffee & tea mfg.	31192		12/03	187.911	187.448	187.275	186.136	185.778
Coffee and tea manufacturing	311920		06/81	262.760	262.112	261.871	260.277	259.778
Primary products		311920-P	06/81	247.982	247.367	247.139	245.628	245.154
Roasted coffee		311920-1	06/81	262.572	262.020	261.666	259.817	259.247
Coffee, concentrated, including coffee substitutes		311920-5	06/81	212.457	212.457	212.457	212.457	212.457
Tea in consumer packages		311920-7	12/85	184.920	183.713	184.220	184.395	184.395
Secondary products and miscellaneous receipts		311920-SM						
Miscellaneous receipts		311920-M	12/00	220.466	220.466	220.466	220.466	220.466
Flavoring syrup & concentrate mfg.	31193		12/03	162.747	162.747	162.747	162.747	162.719
Flavoring syrup and concentrate manufacturing	311930		12/85	241.466	241.466	241.466	241.466	241.425
Primary products		311930-P	12/85	251.677	251.677	251.677	251.677	251.677
Liquid beverage bases, excluding use by soft drink bottlers		311930-1	12/85	282.561	282.561	282.561	282.561	282.561
Soft drink flavoring syrup, sold in bulk		311930-6	05/15	147.068	147.068	147.068	147.068	147.068
Other flavoring agents (except chocolate syrups)		311930-8	12/85	164.429	164.429	164.429	164.429	164.429
Secondary products and miscellaneous receipts		311930-SM						
Secondary products		311930-S	06/07	177.627	177.627	177.627	177.627	—
Seasoning & dressing mfg.	31194		12/03	196.091	197.096	197.000	197.105	197.117
Mayonnaise, dressing, and sauce manufacturing	311941		12/03	188.084	188.860	188.656	188.774	188.787
Primary products		311941-P	06/81	339.855	341.262	341.270	341.507	341.507
Vinegar and cider		311941-1	12/85	185.305	185.691	185.691	185.691	185.691
Prepared sauces, excluding tomato-based sauces and sauces comprised of 20 percent or more meat		311941-4	06/81	283.638	285.306	285.306	285.702	285.702
Mayonnaise, salad dressings, and sandwich spreads		311941-7	06/81	340.688	341.517	341.534	341.534	341.534
Spoon-type salad dressing incl. mayonnaise, sandwich spreads, refrigerated dressings, semisolid		311941-75	06/07	183.927	184.662	184.662	184.662	184.662
Pourable-type salad dressing (reduced calorie, cheese, vinegar and oil, etc.)		311941-76	06/07	161.237	161.237	161.259	161.259	161.259
Secondary products and miscellaneous receipts		311941-SM						
Miscellaneous receipts		311941-M	06/94	150.332	150.332	150.332	150.332	150.332
Secondary products		311941-S	06/81	284.030	285.236	281.857	281.863	282.071
Spice and extract manufacturing	311942		12/03	196.226	197.461	197.499	197.583	197.595
Primary products		311942-P	12/03	198.379	199.676	199.736	199.843	199.843
Table salt (evaporated), pepper (white and black), and other spices		311942-1	06/85	266.219	271.931	272.744	273.216	273.216
Pepper and other spices in commercial sizes (1 lb or more)		311942-16	05/17	112.141	112.141	113.366	114.077	—
Flavoring extracts, emulsions, liquid flavors, and food colorings		311942-6	12/85	369.147	369.147	369.147	369.147	369.147
Dry mix food preparations		311942-7	06/91	167.878	167.878	167.611	167.611	167.611
Secondary products and miscellaneous receipts		311942-SM						
Secondary products		311942-S	12/03	162.802	162.779	162.364	161.968	—
All other food mfg.	31199		12/03	160.751	169.282	165.224	168.822	165.628
Perishable prepared food manufacturing	311991		12/03	146.584	147.034	147.746	152.179	150.763
Primary products		311991-P	12/85	210.033	210.693	211.753	218.321	216.225
Perishable prepared foods		311991-0	12/85	210.033	210.693	211.753	218.321	216.225
Secondary products and miscellaneous receipts		311991-SM						
Miscellaneous receipts		311991-M	12/03	233.382	233.363	233.363	233.363	233.384
All other miscellaneous food manufacturing	311999		12/03	165.052	182.996	173.325	175.617	170.447
Primary products		311999-P	12/03	160.889	179.459	169.709	172.318	166.825
All other miscellaneous manufactured foods		311999-0	12/03	160.889	179.459	169.709	172.318	166.825
Secondary products and miscellaneous receipts		311999-SM						
Beverage & tobacco mfg.	312		12/03	203.616	206.524	206.796	206.838	209.225
Beverage mfg.	3121		12/84	237.418	239.822	240.277	240.151	240.198
Soft drink & ice mfg.	31211		12/03	187.164	191.031	191.561	191.136	191.767
Soft drink manufacturing	312111		06/81	312.760	320.686	321.743	320.855	321.764
Primary products		312111-P	06/81	321.880	330.270	331.430	330.429	331.309
Soft drinks, non-carbonated		312111-A	12/00	186.663	193.937	194.437	193.866	190.522
Soft drinks, non-carbonated, fruit drinks, cocktails, and ades		312111-A4	12/11	135.974	139.610	138.386	138.720	135.764
Soft drinks, non-carbonated, iced tea and other types		312111-A9	06/07	139.828	146.335	147.721	146.815	144.643
Soft drinks, energy and sport		312111-B	01/24	100.000	103.152	105.258	102.070	103.510
Soft drinks, carbonated, bottled, canned, glass, plastic		312111-2	12/11	172.546	176.000	175.402	176.950	177.613
Secondary products and miscellaneous receipts		312111-SM						
Miscellaneous receipts		312111-M	06/81	234.699	245.733	246.524	244.114	247.168
Secondary products		312111-S	06/81	335.387	—	—	—	—
Bottled water manufacturing	312112		12/03	114.544	113.703	113.618	113.646	114.433

See footnotes at end of table.

Table 11. Producer price indexes for net output of selected industries and their products, not seasonally adjusted — Continued
 [May 2024]

Title ¹	Industry code	Product code	Index base	Unadjusted index ²				
				Jan. 2024	Feb. 2024 ^P	Mar. 2024 ^P	Apr. 2024 ^P	May 2024 ^P
Bottled water manufacturing - Continued								
Primary products.....		312112-P	12/03	113.089	112.254	112.168	112.195	112.978
Bottled water.....		312112-0	12/00	111.037	110.218	110.133	110.160	110.929
Secondary products and miscellaneous receipts.....		312112-SM						
Ice manufacturing.....	312113		12/85	300.560	300.693	301.741	304.935	304.935
Primary products.....		312113-P	12/85	288.761	288.891	288.891	288.891	288.891
Ice, manufactured (cubed, crushed, etc.), including can or block.....		312113-0	12/03	193.450	193.538	193.538	193.538	193.538
Secondary products and miscellaneous receipts.....		312113-SM						
Miscellaneous receipts.....		312113-M	08/98	221.191	221.191	221.764	221.764	—
Breweries.....	31212		12/03	156.053	156.113	156.402	156.691	156.868
Breweries.....	312120		06/82	234.098	234.188	234.622	235.056	235.321
Primary products.....		312120-P	06/82	232.002	232.099	232.590	233.080	233.380
Canned beer and ale case goods.....		312120-1	06/82	239.433	239.213	240.455	240.767	240.788
Bottled beer and ale case goods.....		312120-5	06/82	201.809	201.803	201.898	201.898	201.898
Beer and ale in barrels and kegs.....		312120-7	06/82	323.235	323.710	323.829	325.476	326.523
All other malt beverages and brewing products.....		312120-9	06/82	185.081	185.766	185.706	184.404	184.396
Secondary products and miscellaneous receipts.....		312120-SM						
Miscellaneous receipts.....		312120-M	12/02	166.799	166.799	166.799	166.799	166.799
Wineries.....	31213		12/03	147.682	147.628	147.871	147.955	146.524
Wineries.....	312130		12/83	205.260	205.180	205.516	205.633	203.648
Primary products.....		312130-P	12/83	210.398	210.441	210.798	210.922	208.807
Wines, brandy, and brandy spirits.....		312130-0	12/98	150.236	150.267	150.522	150.610	149.100
Wines, white, red, and rose grape, and other fruits, 14 percent or less alcohol.....		312130-08	12/11	117.242	117.274	117.584	117.725	116.390
Wines, white grape, 14 percent or less alcohol content.....		312130-0811	12/83	173.093	173.013	173.391	173.584	170.938
Wines, red grape, 14 percent or less alcohol content.....		312130-0821	12/83	221.124	221.310	221.975	222.186	220.475
Wines, rose grape and other fruits and berries, 14 percent or less alcohol.....		312130-0831	12/11	144.422	144.914	145.570	146.512	145.794
Wines, dessert, effervescent, and wine coolers.....		312130-09	12/11	132.353	132.434	128.411	128.960	128.157
All other wines, brandy, and brandy spirits.....		312130-0B	06/06	163.571	163.432	165.079	163.590	164.195
Secondary products and miscellaneous receipts.....		312130-SM						
Miscellaneous receipts.....		312130-M	12/91	176.848	173.675	173.675	173.675	173.917
Distilleries.....	31214		12/03	110.350	110.534	110.245	110.217	110.210
Distilleries.....	312140		06/83	181.597	181.899	181.422	181.381	181.371
Primary products.....		312140-P	06/83	176.579	176.865	176.397	176.380	176.380
Distilled liquor, excluding brandy.....		312140-2	07/98	82.626	82.578	82.110	82.110	82.110
Distilled whiskey, all other distilled liquor, excluding brandy.....		312140-22	12/11	124.832	124.759	124.052	124.052	124.052
Bottled liquor, excluding brandy.....		312140-5	06/83	200.236	200.948	200.947	200.911	200.911
Bottled whiskey.....		312140-5B	06/12	102.600	102.658	102.658	102.658	102.658
Bottled gin, vodka, rum, cordials, cocktails, and similiar compounds.....		312140-5C	06/12	105.054	105.939	105.937	105.887	105.887
Secondary products and miscellaneous receipts.....		312140-SM						
Miscellaneous receipts.....		312140-M	08/83	204.603	206.848	204.603	204.603	204.091
Secondary products.....		312140-S	12/97	—	—	—	100.938	99.372
Tobacco mfg.....	3122		12/84	1,129.293	1,153.329	1,153.730	1,155.371	1,190.572
Tobacco manufacturing.....	31223		12/82	1,236.391	1,262.707	1,263.146	1,264.942	1,303.481
Tobacco manufacturing.....	312230		12/11	206.023	210.408	210.481	210.780	217.202
Primary products.....		312230-P	12/11	211.500	216.012	216.087	216.395	223.003
Tobacco stemming and redrying.....		312230-0	06/84	119.690	119.690	121.649	121.671	121.443
Tobacco, unstemmed leaf, redried before packing.....		312230-01	12/03	123.152	123.152	126.777	126.816	126.394
Tobacco, stemmed.....		312230-04	06/84	107.619	107.619	107.619	107.619	107.619
Cigarettes, excluding electronic.....		312230-1	12/82	1,373.795	1,407.185	1,407.185	1,407.185	1,453.666
Other tobacco products.....		312230-9	12/03	239.508	240.628	240.628	243.423	248.035
Cigars.....		312230-91	12/82	657.951	657.951	657.951	659.564	681.577
Chewing and smoking tobacco.....		312230-94	12/82	990.899	996.869	996.869	1,011.173	1,027.527
Secondary products and miscellaneous receipts.....		312230-SM						
Textile mills.....	313		12/03	169.227	168.036	168.418	168.757	168.235
Fiber, yarn, and thread mills.....	3131		12/84	168.770	168.370	169.975	170.387	169.664
Fiber, yarn, and thread mills.....	31311		12/84	168.770	168.370	169.975	170.387	169.664
Fiber, yarn, and thread mills.....	313110		12/11	117.497	117.218	118.335	118.622	118.119
Primary products.....		313110-P	12/11	117.433	117.154	118.271	118.558	118.054
Spun yarns.....		313110-4	12/82	152.796	152.682	155.589	155.589	154.375
Cotton spun yarns.....		313110-42	05/22	81.023	81.023	81.835	81.835	81.771
Rayon, acetate, and lyocell spun yarns.....		313110-45	12/82	179.885	179.885	179.885	179.885	179.885
Noncellulosic fiber and other natural fiber (excluding cotton and wool) spun yarns.....		313110-47	12/96	144.276	142.881	142.881	142.881	142.793

See footnotes at end of table.

Table 11. Producer price indexes for net output of selected industries and their products, not seasonally adjusted — Continued
 [May 2024]

Title ¹	Industry code	Product code	Index base	Unadjusted index ²				
				Jan. 2024	Feb. 2024 ^P	Mar. 2024 ^P	Apr. 2024 ^P	May 2024 ^P
Fiber, yarn, and thread mills - Continued								
Other noncellulosic fiber & other natural fiber yarns, spun & finished in the same est.....		313110-475	12/11	125.987	122.081	122.081	122.081	121.833
Textured and twisted yarns.....		313110-6	12/82	203.020	202.163	202.151	203.198	203.068
Textured/cripped/bulked filament yarns, incl. stretch yarn, made from purchased filament yarn.....		313110-6H	12/82	220.905	219.835	219.690	220.942	220.770
Fabric mills.....	3132		12/03	162.469	160.687	160.709	161.262	161.142
Broadwoven fabric mills.....	31321		12/03	163.065	163.659	163.638	164.226	164.229
Broadwoven fabric mills.....	313210		12/03	163.015	163.609	163.588	164.176	164.179
Primary products.....		313210-P	12/03	161.547	162.063	162.041	162.649	162.669
Fabricated textile products, made in weaving mills.....		313210-W	12/06	139.884	149.266	145.342	149.915	150.322
Cotton broadwoven fabrics.....		313210-4	09/21	121.012	120.366	120.589	120.973	121.171
Manmade, silk, and other natural fiber (excluding cotton and wool) broadwoven fabrics.....		313210-8	09/21	110.720	110.877	111.021	111.252	111.164
Greige manmade, silk, and other natural fiber (exc cotton/wool) broadwoven fabrics.....		313210-81	06/11	120.315	120.317	120.535	120.831	120.580
Finished manmade, silk, & natural fiber (exc cotton/wool) broadwoven, finished in weaving mills.....		313210-83	06/81	187.211	188.143	188.143	188.356	188.819
Secondary products and miscellaneous receipts.....		313210-SM						
Narrow fabric mills and schiffli embroidery.....	31322		06/84	249.139	249.269	248.534	249.645	249.651
Narrow fabric mills and schiffli embroidery.....	313220		06/84	252.582	252.713	251.968	253.094	253.100
Primary products.....		313220-P	06/84	254.978	255.112	254.348	255.502	255.502
Woven narrow fabrics (12 inches or less in width).....		313220-2	06/84	245.474	245.658	244.477	246.065	246.065
Braided narrow fabrics (12 inches or less in width).....		313220-4	06/84	364.618	364.618	365.702	365.702	365.702
Secondary products and miscellaneous receipts.....		313220-SM						
Secondary products.....		313220-S	06/84	283.426	283.496	283.496	283.480	284.122
Nonwoven fabric mills.....	31323		12/03	150.797	147.323	147.441	148.021	147.834
Nonwoven fabric mills.....	313230		12/85	180.099	175.970	176.111	176.799	176.578
Primary products.....		313230-P	12/85	185.504	181.229	181.376	182.088	181.859
Nonwoven fabrics.....		313230-1	12/85	188.255	183.687	183.838	184.599	184.351
Pressed, punched, or needled felts, excluding hats.....		313230-5	12/85	164.053	164.586	164.664	164.586	164.674
Secondary products and miscellaneous receipts.....		313230-SM1						
Knit fabric mills.....	31324		12/03	165.993	166.116	166.073	166.082	165.944
Knit fabric mills.....	313240		12/11	139.599	139.702	139.667	139.674	139.558
Primary products.....		313240-P	12/11	136.233	136.336	136.300	136.308	136.192
Weft (circular) knit fabrics.....		313240-2	06/81	160.994	161.167	161.130	161.202	160.923
Weft (circular) knit fabrics, greige goods (excluding hosiery).....		313240-21	06/81	160.526	160.526	160.526	160.526	160.526
Weft (circular) knit fabrics, knit and finished in the same establishment (excl hosiery).....		313240-23	12/94	162.120	162.393	162.335	161.982	161.982
Other knit fabrics and laces.....		313240-4	06/81	180.937	181.019	180.966	180.906	180.906
Warp knit fabrics, greige goods (excluding hosiery).....		313240-41	06/81	230.177	230.177	229.048	229.048	229.048
Warp knit fabrics, knit and finished in same establishment.....		313240-43	12/03	150.738	150.871	151.354	151.257	151.257
Secondary products and miscellaneous receipts.....		313240-SM1						
Textile and fabric finishing mills.....	3133		12/03	189.636	188.898	188.958	188.817	187.632
Textile and fabric finishing mills.....	31331		12/03	188.744	187.821	187.847	187.375	185.277
Textile and fabric finishing mills.....	313310		12/11	149.006	148.278	148.299	147.927	146.274
Primary products.....		313310-P	12/11	150.193	149.432	149.453	149.065	147.335
Textile and fabric finishing, except broadwoven.....		313310-B	12/03	158.025	154.190	152.048	149.346	148.072
Finished broadwoven fabrics, finished in finishing mills.....		313310-4	12/03	206.574	206.863	207.846	208.322	205.703
Commission finishing of cotton broadwoven fabrics.....		313310-43	06/84	314.592	314.308	314.037	313.786	313.786
Other finished broadwoven fabrics (excl. cotton and wool), finished in finishing mills.....		313310-45	06/84	267.896	270.496	276.267	279.709	270.614
Other commission finishing of broadwoven fabrics (excl. cotton & wool).....		313310-47	06/84	302.647	301.588	300.479	299.404	299.404
Secondary products and miscellaneous receipts.....		313310-SM						
Fabric coating mills.....	31332		12/03	198.174	197.822	197.958	198.543	199.339
Fabric coating mills.....	313320		06/85	279.847	279.349	279.542	280.367	281.492
Primary products.....		313320-P	06/85	272.919	272.432	272.621	273.407	274.518
Vinyl coated fabrics, including expanded vinyl coated.....		313320-1	06/85	264.958	264.238	264.289	264.163	264.064
Rubber coated fabrics, garments, and footwear.....		313320-4	12/03	226.126	226.126	226.126	226.377	226.377
Coated or laminated fabrics and coated yarns, incl. impregnated fabrics.....		313320-5	06/06	162.743	162.480	162.641	163.376	164.426
Secondary products and miscellaneous receipts.....		313320-SM						
Secondary products.....		313320-S	06/85	215.876	215.434	215.715	216.326	215.184
Textile product mills.....	314		12/03	160.542	159.287	160.560	160.443	160.822
Textile furnishings mills.....	3141		12/03	154.761	153.017	154.821	154.344	154.618

See footnotes at end of table.

Table 11. Producer price indexes for net output of selected industries and their products, not seasonally adjusted — Continued
 [May 2024]

Title ¹	Industry code	Product code	Index base	Unadjusted index ²				
				Jan. 2024	Feb. 2024 ^P	Mar. 2024 ^P	Apr. 2024 ^P	May 2024 ^P
Carpet and rug mills.....	31411		12/84	190.432	187.354	190.340	189.549	189.549
Carpet and rug mills.....	314110		06/90	174.281	171.464	174.197	173.473	173.473
Primary products.....		314110-P	06/90	175.663	172.812	175.578	174.855	174.855
Carpet and rugs.....		314110-0	06/90	175.663	172.812	175.578	174.855	174.855
Secondary products and miscellaneous receipts.....		314110-SM						
Curtain and linen mills.....	31412		12/03	158.139	158.598	158.599	158.599	159.692
Curtain and linen mills.....	314120		06/83	185.003	185.540	185.541	185.541	186.820
Primary products.....		314120-P	06/83	182.562	183.123	183.123	183.123	184.331
Curtains and draperies, made from purchased materials.....		314120-1	06/84	225.113	227.402	227.402	227.402	232.325
Other household textile products, made from purchased materials.....		314120-8	06/83	179.713	179.713	179.713	179.713	179.713
Bedspreads, made from purchased materials.....		314120-83	06/83	152.318	152.318	152.318	152.318	152.318
Other household furnishings, made from purchased materials.....		314120-89	06/83	165.258	165.258	165.258	165.258	165.258
Secondary products and miscellaneous receipts.....		314120-SM						
Miscellaneous receipts.....		314120-M	06/83	205.970	205.970	205.970	205.970	208.398
Secondary products.....		314120-S	06/83	252.898	252.906	252.979	252.979	256.161
Other textile product mills.....	3149		12/03	166.217	165.662	166.181	166.567	167.084
Textile bag and canvas mills.....	31491		12/03	171.251	171.767	171.767	173.464	174.267
Textile bag and canvas mills.....	314910		12/11	142.901	143.330	143.330	144.747	145.417
Primary products.....		314910-P	12/11	144.577	144.577	144.577	146.173	146.861
Textile bags.....		314910-1	12/85	221.146	221.146	221.146	221.146	221.882
Duffel bags.....		314910-11	12/02	—	179.354	179.354	179.354	179.501
All other textile bags.....		314910-13	12/85	229.273	229.273	229.273	229.273	230.079
Canvas and related products.....		314910-5	12/85	371.726	371.726	371.726	376.488	378.342
Secondary products and miscellaneous receipts.....		314910-SM						
Miscellaneous receipts.....		314910-M	12/11	115.661	115.661	115.661	115.661	115.661
Secondary products.....		314910-S	12/11	165.702	170.988	170.988	170.988	171.726
All other textile product mills.....	31499		12/03	162.614	161.542	162.310	162.057	162.431
Rope, twine, tire cord, and tire fabric mills.....	314994		12/11	115.763	113.722	113.994	113.883	112.735
Primary products.....		314994-P	12/11	113.495	111.459	111.725	111.613	110.463
Rope, cordage, and twine.....		314994-4	06/85	293.080	293.116	294.562	293.956	293.132
Tire cord and tire fabrics.....		314994-7	06/84	144.323	139.382	139.382	139.382	136.965
Secondary products and miscellaneous receipts.....		314994-SM						
Miscellaneous receipts.....		314994-M	12/11	154.220	153.556	154.000	154.000	154.000
All other miscellaneous textile product mills.....	314999		12/03	159.295	158.843	159.724	159.444	160.471
Primary products.....		314999-P	12/03	159.419	158.787	159.412	159.086	160.272
Embroideries (excluding Schiffl machine products) and embroidery contractors.....		314999-6	12/11	131.094	131.094	131.094	130.338	130.338
Trimmings and findings, excluding automobile and apparel.....		314999-7	12/03	208.998	208.998	224.959	225.108	225.108
All other miscellaneous fabricated textile products.....		314999-8	12/03	157.642	156.706	156.836	156.572	157.395
Secondary products and miscellaneous receipts.....		314999-SM						
Miscellaneous receipts.....		314999-M	12/03	180.352	180.352	180.741	180.741	180.842
Secondary products.....		314999-S	12/03	140.555	141.912	146.652	146.645	146.666
Apparel manufacturing.....	315		12/03	129.104	129.359	130.803	131.029	131.039
Apparel knitting mills.....	3151		12/84	139.730	139.730	139.730	139.730	139.730
Apparel Knitting Mills.....	31512		12/22	101.337	101.337	101.337	101.337	101.337
Apparel knitting mills.....	315120		12/22	101.338	101.338	101.338	101.338	101.338
Primary products.....		315120-P	12/22	101.352	101.352	101.352	101.352	101.352
Hosiery and socks.....		315120-1	12/10	116.747	116.747	116.747	116.747	116.747
Hosiery and socks.....		315120-10	05/20	107.485	107.485	107.485	107.485	107.485
Other apparel knitting mills.....		315120-2	12/11	117.457	117.457	117.457	117.457	—
Secondary products and miscellaneous receipts.....		315120-SM						
Cut and sew apparel manufacturing.....	3152		12/03	126.304	126.639	128.207	128.161	128.174
Cut and sew apparel contractors.....	31521		12/03	127.898	127.898	134.169	134.169	134.169
Cut and sew apparel contractors.....	315210		12/11	121.984	121.984	127.965	127.965	127.965
Primary products.....		315210-P	12/11	122.256	122.256	128.365	128.365	128.365
Contract receipts for men's and boys' (including unisex) apparel.....		315210-4	12/03	149.888	149.888	153.562	153.562	153.562
Contract receipts for men's and boys' pants, work apparel, and other outerwear.....		315210-48	06/07	134.854	134.854	134.854	134.854	134.854
Secondary products and miscellaneous receipts.....		315210-SM						
Cut and sew apparel manufacturing (except contractors).....	31525		12/22	101.824	102.184	102.200	102.151	102.165
Cut and sew apparel manufacturing (except contractors).....	315250		12/22	101.833	102.192	102.209	102.162	102.176
Primary products.....		315250-P	12/22	101.758	102.127	102.138	102.074	102.087
Men's and boys' cut and sew apparel manufacturing.....		315250-1	12/11	140.264	141.685	141.696	141.288	141.276

See footnotes at end of table.

Table 11. Producer price indexes for net output of selected industries and their products, not seasonally adjusted — Continued
 [May 2024]

Title ¹	Industry code	Product code	Index base	Unadjusted index ²				
				Jan. 2024	Feb. 2024 ^P	Mar. 2024 ^P	Apr. 2024 ^P	May 2024 ^P
Cut and sew apparel manufacturing (except contractors) - Continued								
Men's and boys' nightwear, robes, and underwear, made from purchased fabrics.....		315250-11	12/03	166.100	166.100	166.771	166.771	166.771
Men's and boys' suits, coats, and overcoats, made from purchased fabrics.....		315250-12	12/80	225.145	225.752	225.752	225.752	227.576
Men's and boys' shirts, except work shirts, made from purchased fabrics.....		315250-13	06/83	191.436	199.390	199.390	199.390	199.390
Men's and boys' pants, except work pants, made from purchased fabrics.....		315250-14	12/81	—	—	—	266.785	—
Men's and boys' work clothing, made from purchased fabrics.....		315250-15	12/81	178.677	179.012	179.012	176.418	173.539
Men's and boys' other outerwear, made from purchased fabrics.....		315250-16	12/83	219.242	220.744	220.744	220.976	221.020
Women's, girls', and infants' cut and sew apparel manufacturing.....		315250-2	12/11	107.014	107.014	107.032	107.064	107.095
Women's and girls' lingerie and nightwear, made from purchased fabrics.....		315250-21	12/03	119.242	119.242	119.242	119.242	119.242
Women's and girls' blouses and shirts, made from purchased fabrics.....		315250-22	06/83	173.031	173.034	173.034	173.034	173.034
Women's and girls' dresses, made from purchased fabrics.....		315250-23	12/80	132.791	132.791	132.791	132.856	132.856
Women's and girls' suits, coats, and skirts, made from purchased fabrics.....		315250-24	12/82	130.392	130.392	130.416	130.636	130.034
Women's and girls' other outerwear, made from purchased fabrics.....		315250-25	06/83	109.768	109.768	109.835	109.835	110.100
Other cut and sew apparel manufacturing.....		315250-3	12/22	104.823	105.293	105.293	105.293	105.293
Fur and leather apparel, made from purchased materials.....		315250-31	12/03	207.572	209.499	209.499	209.499	209.499
All other cut and sew apparel, made from purchased materials.....		315250-32	12/03	159.924	160.531	160.531	160.531	160.531
Secondary products and miscellaneous receipts.....		315250-SM						
Miscellaneous receipts.....		315250-M	12/11	129.342	129.342	129.342	130.625	130.625
Secondary products.....		315250-S	12/11	126.963	126.963	127.604	127.604	127.754
Accessories and other apparel manufacturing.....	3159		12/03	164.211	164.304	164.304	167.150	167.150
Accessories and other apparel manufacturing.....	31599		12/03	164.208	164.300	164.300	167.147	167.147
Accessories and other apparel manufacturing.....	315990		12/11	147.726	147.807	147.807	150.374	150.374
Primary products.....		315990-P	12/11	142.730	142.730	142.730	145.420	145.420
All other accessories and apparel.....		315990-B	12/03	140.295	140.295	140.295	140.295	140.295
Leather belts, made from purchased materials.....		315990-BC	06/85	173.027	173.027	173.027	173.027	173.027
All other apparel accessories, made from purchased materials.....		315990-BE	12/11	140.331	140.331	140.331	140.331	140.331
Hats, caps, and millinery products.....		315990-4	12/90	273.281	273.281	273.281	285.636	285.636
Men's and boys' fabric, straw, and felt hats, made from purchased materials.....		315990-41	12/90	298.670	298.670	298.670	314.092	314.092
Women's, girls', and infants' fabric, straw, and felt hats, made from purchased materials.....		315990-43	12/90	159.903	159.903	159.903	166.400	166.400
Hat bodies and fabric caps, made from purchased materials.....		315990-45	12/90	283.344	283.344	283.344	283.344	283.344
Gloves and mittens, made from purchased materials.....		315990-7	12/03	186.587	186.587	186.587	186.587	186.587
Secondary products and miscellaneous receipts.....		315990-SM						
Miscellaneous receipts.....		315990-M	12/11	158.468	158.468	158.468	158.468	158.468
Secondary products.....		315990-S	12/11	141.204	143.576	143.576	143.576	143.576
Leather and allied product manufacturing.....	316		12/84	203.724	205.064	205.317	205.734	205.715
Leather and hide tanning and finishing.....	3161		06/81	205.611	205.864	206.783	206.373	206.216
Leather and hide tanning and finishing.....	31611		06/81	205.611	205.864	206.783	206.373	206.216
Leather and hide tanning and finishing.....	316110		06/81	205.463	205.716	206.634	206.225	206.068
Primary products.....		316110-P	06/81	201.455	201.705	202.610	202.206	202.051
Finished and unfinished leather.....		316110-1	12/97	110.123	110.276	110.830	110.606	110.552
Tanning or finishing leather owned by others, and furs, dressed and dyed or bleached.....		316110-2	06/11	133.249	133.249	133.249	133.015	132.609
Contract and commission receipts for tanning or finishing leather owned by others.....		316110-21	06/81	208.241	208.241	208.241	207.800	207.036
Secondary products and miscellaneous receipts.....		316110-SM						
Footwear manufacturing.....	3162		12/03	157.986	159.344	159.363	160.438	160.479
Footwear manufacturing.....	31621		12/03	157.986	159.344	159.363	160.438	160.479
Footwear manufacturing.....	316210		12/11	139.652	140.851	140.867	141.819	141.855
Primary products.....		316210-P	12/11	138.418	139.557	139.574	140.572	140.609
Rubber and plastics footwear, including athletic footwear.....		316210-1	12/80	162.051	165.727	165.727	165.727	165.727
Men's footwear (size 6 and larger), excluding athletic.....		316210-2	12/93	205.092	207.165	207.210	208.361	208.439
Women's footwear (size 4 and larger), excluding athletic.....		316210-5	12/93	148.660	148.660	148.660	151.802	151.841
Secondary products and miscellaneous receipts.....		316210-SM						
Miscellaneous receipts.....		316210-M	12/11	168.256	172.913	172.913	171.168	171.168
Other leather product manufacturing.....	3169		12/03	158.089	159.408	159.421	159.421	159.426
Other leather product manufacturing.....	31699		12/03	158.090	159.409	159.422	159.422	159.426
Other leather and allied product manufacturing.....	316990		12/22	105.845	106.728	106.737	106.737	106.740
Primary products.....		316990-P	12/22	105.889	106.782	106.792	106.792	106.792
Women's and children's handbags and purses.....		316990-1	06/06	133.644	133.644	133.698	133.698	133.698
All other leather goods and allied products.....		316990-2	12/11	138.932	140.421	140.421	140.421	140.421
Luggage (including suitcases, travel bags, backpacks, and other types).....		316990-21	12/84	180.599	185.300	185.300	185.300	185.300
Personal leather goods (excluding women's handbags and purses).....		316990-22	06/82	207.371	207.371	207.371	207.371	207.371
Boot and shoe cut stock and findings.....		316990-24	12/06	136.600	136.600	136.600	136.600	136.600

See footnotes at end of table.

Table 11. Producer price indexes for net output of selected industries and their products, not seasonally adjusted — Continued
 [May 2024]

Title ¹	Industry code	Product code	Index base	Unadjusted index ²				
				Jan. 2024	Feb. 2024 ^P	Mar. 2024 ^P	Apr. 2024 ^P	May 2024 ^P
Other leather and allied product manufacturing - Continued								
All other miscellaneous leather goods.....		316990-25	12/03	174.136	174.136	174.136	174.136	174.136
Secondary products and miscellaneous receipts.....		316990-SM						
Miscellaneous receipts.....		316990-M	12/11	154.304	154.304	154.304	154.304	154.304
Wood product manufacturing.....	321		12/03	182.026	182.803	184.139	188.207	186.035
Sawmills and wood preservation.....	3211		12/03	143.217	144.115	145.624	146.896	144.564
Sawmills and wood preservation.....	32111		12/03	143.217	144.115	145.624	146.896	144.564
Sawmills.....	321113		12/80	197.793	199.561	202.081	204.320	200.710
Primary products.....		321113-P	12/03	129.715	130.942	132.718	134.303	131.557
Hardwood lumber, made in sawmills.....		321113-1	12/03	104.150	103.667	101.062	103.201	104.482
Softwood lumber, made in sawmills.....		321113-3	12/03	122.572	124.817	129.190	130.569	125.566
Softwood dressed lumber, less than 2 inches in nominal thickness, not edge worked.....		321113-32	06/12	106.813	117.599	126.700	134.926	139.588
Softwood dressed 2-inch lumber, 2 inches in nominal thickness only, not edge worked.....		321113-33	06/12	133.335	136.338	142.826	143.232	133.705
Softwood dressed lumber and timbers, more than 2 inches in nominal thickness, not edge worked.....		321113-34	06/12	118.215	115.039	117.579	120.762	112.846
Wood chips, excluding field chips.....		321113-5	12/80	143.691	144.217	143.841	143.809	142.950
Wood ties, siding, shingles, and shakes, and contract sawing of logs owned by others.....		321113-7	12/03	185.736	183.048	183.048	183.048	183.048
Secondary products and miscellaneous receipts.....		321113-SM						
Wood preservation.....	321114		06/85	284.182	283.480	284.469	284.863	281.998
Primary products.....		321114-P	06/85	282.354	281.348	282.364	283.282	280.226
Wood poles, piles, and posts owned and treated by the same establishment.....		321114-1	06/85	434.528	432.986	433.778	435.824	428.043
Other wood products owned and treated by the same establishment.....		321114-5	06/85	237.751	236.715	238.190	238.448	237.949
Receipts for treating wood owned by others w/ arsenical chemicals, creosote, & other chemicals.....		321114-9	06/85	224.436	225.458	225.458	226.917	225.221
Secondary products and miscellaneous receipts.....		321114-SM						
Plywood and engineered wood product mfg.....	3212		12/03	178.927	178.238	181.473	193.720	188.231
Plywood and engineered wood product mfg.....	32121		12/03	178.927	178.238	181.473	193.720	188.231
Hardwood veneer and plywood manufacturing.....	321211		06/85	220.179	220.012	219.813	221.596	220.645
Primary products.....		321211-P	06/85	230.243	229.908	229.663	231.572	230.591
Hardwood veneer, including veneer backed with paper, cloth, or other flexible material.....		321211-1	12/03	137.136	136.402	136.384	138.036	137.953
Hardwood plywood.....		321211-4	12/12	151.995	151.643	151.739	151.853	151.940
Hardwood veneered panels, including two-ply veneers.....		321211-7	06/85	231.531	234.054	232.474	235.313	229.872
Secondary products and miscellaneous receipts.....		321211-SM						
Softwood veneer and plywood manufacturing.....	321212		12/80	252.513	247.791	247.096	251.071	250.075
Primary products.....		321212-P	12/80	266.643	261.325	260.551	264.861	263.767
Softwood veneer, incl. veneer backed w/ paper, cloth, or other flexible material.....		321212-1	12/80	183.200	182.872	187.911	193.206	194.212
Softwood plywood products: rough, sanded, and specialties.....		321212-4	12/11	190.224	184.637	181.082	182.898	181.171
Secondary products and miscellaneous receipts.....		321212-SM						
Secondary products.....		321212-S	12/80	173.249	173.362	173.281	174.873	174.621
Engineered wood member manufacturing.....	321215		12/22	88.704	88.806	87.806	88.636	87.113
Primary products.....		321215-P	12/22	88.824	89.043	87.983	88.485	87.154
Engineered wood members (excluding trusses).....		321215-1	12/06	206.995	208.179	208.041	207.134	207.168
Laminated veneer lumber.....		321215-11	12/03	233.410	236.485	236.057	235.524	235.633
Other engineered structural wood members, excluding trusses & laminated veneer lumber.....		321215-12	12/03	258.622	259.060	259.050	257.623	257.623
Wood trusses.....		321215-2	12/03	269.625	269.932	265.482	268.103	262.407
Secondary products and miscellaneous receipts.....		321215-SM						
Reconstituted wood product manufacturing.....	321219		06/91	285.774	284.738	304.076	355.677	336.464
Primary products.....		321219-P	06/91	288.206	286.846	307.042	360.934	340.856
Hardboard products.....		321219-B	12/11	184.029	184.029	184.029	184.029	184.029
Particleboard made from particleboard produced at the same location.....		321219-1	12/82	340.696	340.755	341.014	348.250	348.250
Medium density fiberboard (MDF) made from MDF produced at the same location.....		321219-3	06/84	251.076	250.639	251.671	-	-
Secondary products and miscellaneous receipts.....		321219-SM						
Other wood product manufacturing.....	3219		12/03	199.132	200.594	200.831	201.926	201.564
Millwork.....	32191		12/03	194.095	197.109	197.249	198.781	198.686
Wood window and door manufacturing.....	321911		12/03	200.415	205.877	205.841	206.554	206.634
Primary products.....		321911-P	12/03	197.255	202.406	202.295	203.044	203.100
Wood window units.....		321911-1	06/83	376.091	388.045	388.045	388.045	388.045
Double hung wood window units.....		321911-11	06/13	167.180	172.300	172.300	172.300	172.300
Casement wood window units.....		321911-12	06/13	184.848	190.660	190.660	190.660	190.660

See footnotes at end of table.

Table 11. Producer price indexes for net output of selected industries and their products, not seasonally adjusted — Continued
 [May 2024]

Title ¹	Industry code	Product code	Index base	Unadjusted index ²				
				Jan. 2024	Feb. 2024 ^P	Mar. 2024 ^P	Apr. 2024 ^P	May 2024 ^P
Wood window and door manufacturing - Continued								
All other wood window units, including horizontal sliding, awning and single hung.....		321911-13	06/13	157.605	163.237	163.237	163.237	163.237
Wood sash, excluding sash shipped in window units.....		321911-3	06/83	378.806	392.023	392.023	392.023	392.023
Wood window & door frames, incl. door frames in door units, excl. window frames in window units.....		321911-5	06/83	205.279	207.431	207.431	209.756	209.756
Wood panel, flush, & molded face doors, interior & exterior, incl. doors with glazed sections.....		321911-7	06/83	348.601	357.767	356.928	359.712	359.804
Other wood doors, incl. garage, patio, bifold, cabinet, screen, storm and louver. . .		321911-9	06/83	324.431	333.217	333.256	333.324	333.669
Secondary products and miscellaneous receipts.....		321911-SM						
Secondary products.....		321911-S	12/03	189.118	191.889	191.289	191.047	190.956
Cut stock, resawing lumber, and planing.....	321912		12/03	185.381	185.749	186.955	188.371	188.218
Primary products.....		321912-P	12/03	178.615	179.044	180.449	182.098	181.920
Softwood lumber, made from purchased lumber.....		321912-3	12/03	234.454	233.954	234.199	235.099	233.631
Hardwood cut stock and dimension.....		321912-6	06/84	269.717	272.303	275.700	279.096	279.096
Softwood cut stock and dimension.....		321912-8	12/80	191.061	189.277	194.440	194.501	186.716
Sawn wood fence stock, wood lath, and contract resawing and planing.....		321912-9	12/03	213.544	213.544	213.544	213.544	213.544
Secondary products and miscellaneous receipts.....		321912-SM						
Other millwork, including flooring.....	321918		12/03	188.239	189.365	188.991	191.853	191.523
Primary products.....		321918-P	12/03	186.721	186.956	186.559	189.911	189.255
Wood moldings.....		321918-2	06/83	366.014	365.968	366.166	364.266	359.280
Other wood millwork products, including stairwork, exterior millwork, and softwood flooring.....		321918-5	12/03	162.544	162.813	162.956	169.358	169.358
Hardwood flooring.....		321918-7	06/84	265.213	265.765	263.232	265.605	266.032
Hardwood flooring, other than oak and maple.....		321918-72	12/03	177.094	170.981	170.981	170.981	170.981
Oak and maple hardwood flooring.....		321918-73	06/84	239.703	240.765	238.328	240.612	241.022
Secondary products and miscellaneous receipts.....		321918-SM						
Secondary products.....		321918-S	12/03	223.493	222.211	227.030	228.545	226.886
Wood container and pallet manufacturing.....	32192		12/03	185.397	183.665	183.306	182.632	181.673
Wood container and pallet manufacturing.....	321920		12/03	185.383	183.652	183.292	182.618	181.658
Primary products.....		321920-P	12/03	179.265	177.614	177.254	176.558	175.588
Nailed and lock-corner wood boxes.....		321920-1	06/85	209.169	209.169	209.169	209.169	206.841
Wood box and crate shook.....		321920-3	06/85	226.090	226.630	223.154	226.031	226.031
Wood pallets and pallet containers, wood and metal combination.....		321920-5	12/03	193.339	191.292	191.030	189.091	187.940
Other wood container parts and wood containers.....		321920-7	12/03	111.760	111.760	111.760	121.154	121.154
Secondary products and miscellaneous receipts.....		321920-SM						
Miscellaneous receipts.....		321920-M	12/03	188.596	176.606	173.283	171.760	175.666
Secondary products.....		321920-S	12/03	182.004	181.396	181.793	182.271	181.519
All other wood product manufacturing.....	32199		12/03	207.125	207.873	208.673	210.104	209.680
Manufactured home, mobile home, manufacturing.....	321991		06/81	482.795	483.718	483.831	486.205	488.863
Primary products.....		321991-P	06/81	482.863	483.787	483.900	486.275	488.934
Manufactured homes (mobile homes), all width sizes (incl. multisection).....		321991-1	06/81	483.851	484.777	484.890	487.270	489.935
Secondary products and miscellaneous receipts.....		321991-SM						
Prefabricated wood building manufacturing.....	321992		12/84	403.381	403.335	404.718	407.463	407.111
Primary products.....		321992-P	12/84	388.659	388.569	389.948	392.610	392.391
Prefabricated stationary wood buildings, components (not sold as complete units).....		321992-1	12/89	210.849	211.264	211.264	211.264	211.264
Prefabricated stationary wood buildings, shipped in panel form (complete units).....		321992-5	12/84	587.754	587.201	590.112	598.523	597.799
Prefabricated stationary wood buildings, precut packages (complete units).....		321992-6	12/84	517.740	517.660	520.092	518.957	517.728
Prefabricated stationary wood buildings, shipped in three-dimensional assemblies.....		321992-7	12/84	400.604	400.604	401.411	403.792	404.312
Prefabricated stationary wood buildings, three-dimensional assemblies, residential.....		321992-71	12/84	390.828	390.828	391.697	394.275	394.836
Prefabricated stationary wood buildings, three-dimensional assemblies, nonresidential.....		321992-72	12/84	461.848	461.848	461.891	461.891	461.902
Secondary products and miscellaneous receipts.....		321992-SM						
Miscellaneous receipts.....		321992-M	06/98	283.274	284.766	284.020	285.978	280.850
Secondary products.....		321992-S	08/92	400.166	401.018	401.855	403.081	401.852
Miscellaneous wood product manufacturing.....	321999		12/03	151.420	152.618	153.744	155.072	153.616
Primary products.....		321999-P	06/84	223.855	225.607	227.233	229.228	226.868
All other miscellaneous wood products.....		321999-0	06/02	146.268	147.413	148.475	149.779	148.237
Secondary products and miscellaneous receipts.....		321999-SM						
Paper manufacturing.....	322		12/03	181.517	181.697	181.391	182.265	183.263
Pulp, paper & paperboard mills.....	3221		12/03	174.039	173.916	174.238	174.616	175.484
Pulp mills.....	32211		12/82	226.869	227.903	232.911	234.926	236.072
Pulp mills.....	322110		12/82	226.867	227.901	232.910	234.925	236.071
Primary products.....		322110-P	12/82	251.105	252.250	257.793	260.023	261.292

See footnotes at end of table.

Table 11. Producer price indexes for net output of selected industries and their products, not seasonally adjusted — Continued
 [May 2024]

Title ¹	Industry code	Product code	Index base	Unadjusted index ²				
				Jan. 2024	Feb. 2024 ^P	Mar. 2024 ^P	Apr. 2024 ^P	May 2024 ^P
Pulp mills - Continued								
Special alpha and dissolving wood pulp, incl. sulfite and sulfate and other wood pulp.....		322110-6	12/11	114.981	115.576	118.460	120.678	121.338
All other miscellaneous pulp, other than wood, and pulp mill by-products, incl. turpentine.....		322110-9	06/88	353.670	353.670	353.670	329.746	329.746
Paper mills.....	32212		06/81	238.330	238.066	237.957	237.676	238.955
Paper mills.....	322120		12/03	162.965	162.787	162.706	162.515	163.393
Primary products.....		322120-P	12/03	164.208	164.271	163.702	163.511	164.389
Bleached bristol, clay-coated, uncoated, and industrial converted paper.....		322120-1	12/11	130.037	129.866	128.758	129.030	130.348
Construction paper.....		322120-2	12/11	139.324	140.690	142.052	142.052	—
Sanitary tissue paper products, made in paper mills.....		322120-4	06/83	238.686	238.608	238.319	237.981	237.981
Newsprint and uncoated ground-wood paper.....		322120-5	12/03	122.291	121.679	117.777	113.414	120.125
Secondary products and miscellaneous receipts.....		322120-SM						
Paperboard mills.....	32213		12/82	363.643	363.353	364.060	365.930	367.617
Paperboard mills.....	322130		12/82	364.045	363.748	364.455	366.330	368.013
Primary products.....		322130-P	12/82	347.422	346.626	347.302	349.247	350.446
Bleached packaging and industrial converting paperboard.....		322130-B	05/21	127.816	127.816	127.816	127.816	127.816
Unbleached kraft packaging and industrial converting paperboard.....		322130-1	12/82	333.373	332.793	333.433	334.224	335.274
Recycled paperboard.....		322130-7	12/82	388.848	386.417	388.094	395.508	398.457
Secondary products and miscellaneous receipts.....		322130-SM						
Converted paper product mfg.....	3222		12/03	187.457	187.758	187.136	188.325	189.366
Paper container mfg.....	32221		12/84	320.066	320.204	318.967	321.127	323.484
Corrugated and solid fiber box manufacturing.....	322211		03/80	419.755	418.889	420.789	424.249	427.278
Primary products.....		322211-P	03/80	420.320	419.329	420.947	424.507	427.647
Corrugated and solid fiber boxes, including pallets.....		322211-0	03/80	420.320	419.329	420.947	424.507	427.647
Corrugated shipping containers for food and beverages and carryout boxes for retail food.....		322211-01	03/80	353.536	352.535	351.883	356.024	359.227
Corrugated shipping containers for paper and allied products.....		322211-02	03/80	395.892	395.467	406.636	409.204	409.370
Corrugated shipping containers for metal and electrical machinery.....		322211-03	06/02	246.268	246.201	247.110	252.407	252.956
Corrugated shipping containers for all other end uses.....		322211-04	03/80	428.416	425.361	426.481	427.728	432.105
Corrugated paperboard in sheets and rolls, lined and unlined.....		322211-05	03/80	364.513	364.467	364.468	364.536	365.052
Other corrugated and solid fiber products, including containers, pallets, pads, etc.....		322211-09	06/02	261.462	261.938	262.872	266.902	270.895
Secondary products and miscellaneous receipts.....		322211-SM						
Miscellaneous receipts.....		322211-M	06/02	287.140	287.193	310.243	312.824	312.991
Secondary products.....		322211-S	12/90	214.976	216.647	219.087	219.104	219.072
Folding paperboard box manufacturing.....	322212		12/83	241.464	243.458	239.055	239.370	242.271
Primary products.....		322212-P	12/83	236.155	238.176	233.669	233.964	236.906
Folding paperboard boxes, packaging, and packaging components.....		322212-0	12/83	236.155	238.176	233.669	233.964	236.906
Secondary products and miscellaneous receipts.....		322212-SM						
Other paperboard container manufacturing.....	322219		12/11	144.416	144.448	141.102	142.271	142.311
Primary products.....		322219-P	12/11	149.068	149.105	145.334	146.651	146.697
Setup (rigid) paperboard boxes.....		322219-1	12/83	492.906	492.906	496.056	496.865	492.428
Paperboard fiber drums with ends of any material.....		322219-7	12/85	506.114	508.118	510.044	521.602	533.231
Fiber cans, tubes, and similar fiber products.....		322219-8	12/85	438.183	438.038	429.513	442.069	442.805
Fiber cans, all fiber and composite.....		322219-81	12/85	388.606	388.457	374.819	391.867	392.822
Fiber cores and tubes.....		322219-82	12/85	458.504	458.374	461.063	463.595	463.836
Paperboard cones, reels, spools, bobbins, blocks, and all vulcanized fiber products.....		322219-83	12/02	166.660	166.660	166.660	166.660	166.660
Secondary products and miscellaneous receipts.....		322219-SM						
Paper bag and coated and treated paper mfg.....	32222		12/03	175.353	174.920	175.020	176.486	176.609
Paper bag and coated and treated paper manufacturing.....	322220		12/11	133.296	132.967	133.043	134.157	134.251
Primary products.....		322220-P	12/11	132.838	132.481	132.506	133.591	133.664
Specialty bags, pouches, and liners, multiweb laminations and foil, except film-film.....		322220-C	12/83	311.193	308.609	308.838	308.209	307.924
Uncoated single-web paper grocers' bags and sacks and variety and shopping bags.....		322220-D	12/83	489.402	489.204	493.110	493.110	493.110
Laminated aluminum foil rolls and sheets for flexible packaging uses.....		322220-F	12/03	163.869	163.830	163.869	164.251	164.251
Pasted, lined, laminated, or surface-coated paperboard.....		322220-G	12/84	335.013	333.941	333.941	334.224	334.224
Single-web paper, rolls and sheets, including waxed, for flexible packaging uses.....		322220-H	12/87	299.851	299.851	299.851	299.851	299.851
Multiweb laminated rolls and sheets, except foil, for flexible packaging uses.....		322220-J	12/03	162.815	162.815	162.634	162.731	162.731
Pressure-sensitive products.....		322220-N	12/82	245.266	243.917	243.870	245.266	242.961
Wallcoverings.....		322220-7	06/85	186.113	186.113	186.113	186.113	186.113
Converted foil for nonpackaging applications.....		322220-8	06/13	122.601	122.601	122.601	122.601	122.601
Other coated and processed papers, except for packaging uses.....		322220-9	12/11	122.878	122.637	122.110	126.329	—
Secondary products and miscellaneous receipts.....		322220-SM						
Miscellaneous receipts.....		322220-M	12/11	145.648	147.631	153.581	160.641	—

See footnotes at end of table.

Table 11. Producer price indexes for net output of selected industries and their products, not seasonally adjusted — Continued
 [May 2024]

Title ¹	Industry code	Product code	Index base	Unadjusted index ²				
				Jan. 2024	Feb. 2024 ^P	Mar. 2024 ^P	Apr. 2024 ^P	May 2024 ^P
Stationery product mfg.	32223		12/03	206.834	210.551	211.149	211.307	212.946
Stationery product manufacturing.	322230		12/11	161.722	164.626	165.094	165.217	166.498
Primary products.		322230-P	12/11	162.693	165.705	166.188	166.311	167.641
Die-cut paper and paperboard office supplies.		322230-4	12/89	324.782	324.782	324.782	324.782	324.092
Envelopes, commercial, all types and materials.		322230-5	12/84	249.160	247.304	249.852	250.641	251.189
Tablets, pads and related products.		322230-9	06/85	269.547	269.255	268.090	264.560	264.212
Secondary products and miscellaneous receipts.		322230-SM						
Miscellaneous receipts.		322230-M	12/11	123.302	122.979	123.150	123.446	123.248
Other converted paper product mfg.	32229		12/03	145.293	146.053	144.679	145.276	145.816
Sanitary paper product manufacturing.	322291		12/03	132.113	132.603	131.170	131.906	132.566
Primary products.		322291-P	06/83	192.426	193.191	191.015	192.123	192.968
Disposable diapers and similar disposable products, made from purchased sanitary paper stock.		322291-2	12/03	103.668	103.668	103.668	103.715	103.682
Sanitary tissue paper products, made from purchased sanitary paper stock or wadding.		322291-5	12/03	165.179	166.423	162.882	164.619	166.040
Secondary products and miscellaneous receipts.		322291-SM						
Miscellaneous receipts.		322291-M	12/03	269.771	243.932	266.425	266.425	369.252
All other converted paper product mfg.	322299		12/03	178.575	180.176	179.089	179.195	179.304
Primary products.		322299-P	12/03	176.165	177.934	176.870	177.024	177.297
Molded pulp goods, including egg cartons, florist pots, food trays, etc.		322299-1	12/03	185.594	187.333	184.336	186.803	188.655
Miscellaneous converted paper and paperboard products.		322299-3	12/03	174.348	176.137	175.676	175.102	174.879
Secondary products and miscellaneous receipts.		322299-SM						
Secondary products.		322299-S	12/03	188.427	188.496	188.515	188.458	—
Printing and related support activities.	323		12/03	164.845	164.994	166.506	166.297	167.850
Printing and related support activities.	3231		12/03	165.042	165.191	166.704	166.495	168.050
Printing.	32311		12/03	166.873	167.014	168.555	168.341	169.943
Commercial screen printing.	323113		12/03	130.367	130.429	131.382	131.588	131.746
Primary products.		323113-P	12/03	129.978	129.978	130.989	131.184	131.338
Screen printing on garments, apparel accessories, and other fabric articles, excluding labels.		323113-4	06/90	165.311	165.311	166.927	167.258	167.520
Screen printing (excluding on textiles, apparel, apparel accessories, and labels).		323113-6	12/06	129.094	129.094	129.322	129.322	129.322
Secondary products and miscellaneous receipts.		323113-SM						
Miscellaneous receipts.		323113-M	12/03	141.932	143.078	143.078	143.078	143.078
Secondary products.		323113-S	12/03	122.203	122.431	123.149	123.451	123.652
Books printing.	323117		12/83	283.093	284.173	284.172	289.770	292.579
Primary products.		323117-P	12/83	286.335	287.837	287.835	294.697	298.125
Other book and pamphlet printing and binding.		323117-E	06/93	161.138	161.090	161.084	161.084	161.084
Textbook printing and binding.		323117-1	06/93	153.724	152.432	152.432	152.432	152.432
Technical, scientific, & professional book printing & binding.		323117-3	06/93	144.252	142.678	142.678	142.678	142.678
Religious book printing and binding.		323117-5	06/93	196.993	194.125	194.125	197.258	198.361
General book (trade, etc.) printing & binding.		323117-7	06/93	279.623	285.264	285.264	298.937	305.905
Secondary products and miscellaneous receipts.		323117-SM						
Commercial printing, except screen and books.	32311K		12/11	149.057	149.158	150.641	150.184	151.716
Primary products.		32311K-P	12/11	139.851	139.951	140.139	139.626	139.867
Commercial lithographic printing.		32311K-0	06/82	216.180	216.180	216.145	214.465	214.501
Other commercial and general job printing (lithographic).		32311K-0B	12/01	143.106	143.106	143.069	141.298	142.219
Magazine and periodical printing (lithographic).		32311K-01	06/82	180.428	180.428	180.428	178.411	178.411
Label and wrapper printing (lithographic).		32311K-03	06/82	170.184	170.184	170.184	170.184	170.184
Catalog and directory printing (lithographic).		32311K-05	06/82	172.865	172.865	172.865	170.906	170.906
Advertising printing (lithographic).		32311K-09	06/82	185.495	185.495	185.419	183.083	183.083
Commercial flexographic printing.		32311K-2	12/03	204.846	204.787	204.787	204.787	204.787
Label and wrapper printing (flexographic).		32311K-21	12/01	199.537	199.466	199.466	199.466	199.466
Quick printing.		32311K-4	12/03	147.193	159.892	159.892	172.645	172.645
Digital printing.		32311K-5	12/03	134.766	134.766	135.435	134.923	135.704
Manifold business forms printing.		32311K-6	12/03	225.046	225.046	225.046	225.046	225.046
Other commercial printing.		32311K-9	12/03	133.257	133.257	133.257	133.257	133.257
All other commercial and general job printing.		32311K-9V	09/18	131.342	131.342	131.342	131.342	131.342
Secondary products and miscellaneous receipts.		32311K-SM						
Miscellaneous receipts.		32311K-M	12/11	146.151	146.174	146.188	146.187	146.179
Support activities for printing.	32312		12/03	119.308	119.734	120.575	120.533	120.759
Support activities for printing.	323120		12/11	121.064	121.496	122.349	122.307	122.536
Primary products.		323120-P	12/11	119.037	119.492	120.388	120.346	120.515
Softcover, pamphlet, sample book, and other binding of books and materials printed elsewhere.		323120-3	12/06	151.797	151.892	152.616	152.383	152.503
Miscellaneous binding and postpress work, incl collating, perforating, folding, gluing, etc.		323120-5	12/06	130.784	130.784	130.784	130.784	130.091

See footnotes at end of table.

Table 11. Producer price indexes for net output of selected industries and their products, not seasonally adjusted — Continued
 [May 2024]

Title ¹	Industry code	Product code	Index base	Unadjusted index ²				
				Jan. 2024	Feb. 2024 ^P	Mar. 2024 ^P	Apr. 2024 ^P	May 2024 ^P
Support activities for printing - Continued								
Prepress services, excl platemaking (incl film, assembled flats, color sep., typesetting, etc.).....		323120-7	12/03	98.415	98.415	98.415	98.415	98.415
Printing plates and cylinders, prepared for printing (excl blank plates and blank cylinders).....		323120-9	12/03	106.413	107.020	107.020	107.020	107.020
Secondary products and miscellaneous receipts.....		323120-SM						
Petroleum and coal products manufacturing.....	324		12/84	317.948	352.617	359.324	371.687	341.232
Petroleum and coal products mfg.....	3241		12/84	317.948	352.617	359.324	371.687	341.232
Petroleum refineries.....	32411		06/85	310.944	348.248	355.631	369.758	336.871
Petroleum refineries.....	324110		06/85	310.980	348.284	355.668	369.795	336.907
Primary products.....		324110-P	06/85	320.705	360.196	368.013	382.968	348.152
Kerosene, except jet fuel.....		324110-B	06/85	314.828	367.497	351.710	349.781	327.206
Light fuel oils.....		324110-C	06/85	390.289	455.398	455.173	468.270	376.225
Home heating oil and other distillates, NEC.....		324110-C1	06/85	319.725	345.005	332.185	334.126	303.753
Diesel fuel.....		324110-C2	06/85	409.359	480.135	481.019	495.535	395.002
Heavy fuel oils, including No. 5, No. 6, heavy diesel, gas enrichment oils, etc.....		324110-E	06/85	269.275	274.036	275.393	278.345	296.450
Unfinished oils and lubricating oil base stock.....		324110-J	06/85	475.111	473.299	451.206	417.054	434.993
Liquefied refinery gases, including other aliphatics (feed stock and other uses)....		324110-R	06/85	582.110	654.010	710.973	706.608	679.400
Other finished petroleum products, including waxes.....		324110-T	06/85	443.350	432.823	350.394	371.718	378.714
Gasoline, including finished base stocks and blending agents.....		324110-1	06/85	243.705	272.584	291.388	310.024	296.837
Motor gasoline, including finished base stocks and blending agents.....		324110-12	06/85	244.641	274.440	292.918	311.455	298.216
Regular gasoline.....		324110-121	06/85	234.440	263.661	282.863	300.247	287.956
Mid-premium gasoline.....		324110-122	12/87	378.244	434.218	459.107	492.323	456.271
Premium gasoline.....		324110-123	06/85	271.021	298.799	315.333	337.191	321.705
Jet fuel.....		324110-6	06/85	333.981	366.800	347.110	348.210	328.743
Asphalt.....		324110-9	06/85	241.620	225.248	249.603	261.642	274.276
Secondary products and miscellaneous receipts.....		324110-SM1						
Asphalt paving and roofing materials mfg.....	32412		12/84	368.618	370.832	370.040	354.399	355.185
Asphalt paving mixture & block manufacturing.....	324121		06/81	434.201	435.507	433.586	408.036	402.041
Primary products.....		324121-P	06/81	434.546	435.907	433.905	407.331	400.745
Asphalt paving mixtures & blocks.....		324121-0	06/81	434.546	435.907	433.905	407.331	400.745
Emulsified asphalt, including liquid additives.....		324121-0111	12/04	283.331	282.248	284.323	287.404	287.764
Other liquid asphalt and tar paving materials, including cut-backs.....		324121-0121	12/04	397.099	396.835	397.763	398.690	395.394
Asphalt and tar paving mixt. (excl liquid), incl bitum. or asph. concrete, asph. paving cement.....		324121-0131	12/04	291.837	294.255	290.333	255.765	246.944
Secondary products and miscellaneous receipts.....		324121-SM						
Miscellaneous receipts.....		324121-M	12/04	215.282	215.282	215.282	214.245	214.245
Secondary products.....		324121-S	06/81	384.715	384.715	384.715	384.715	-
Asphalt shingle and coating materials manufacturing.....	324122		06/84	347.470	351.013	351.369	344.579	353.049
Primary products.....		324122-P	06/84	350.512	354.157	354.523	347.538	356.251
Roofing asphalts and pitches, coatings, and cements.....		324122-1	06/84	302.576	302.576	302.576	302.576	302.576
Prepared asphalt and tar roofing and siding products, incl. saturated felts for nonbuilding use.....		324122-2	06/84	353.075	357.028	357.424	349.850	359.299
Asphalt smooth-surfaced roll roofing and cap sheets, organic and fiberglass base.....		324122-21	12/12	153.788	153.788	153.788	-	152.773
Asphalt mineral-surfaced roll roofing and cap sheets, organic and fiberglass base.....		324122-22	06/06	277.075	277.935	277.539	277.539	277.585
Other prepared asphalt and tar products for roofing and siding.....		324122-27	06/06	177.096	176.769	177.625	177.328	177.214
Secondary products and miscellaneous receipts.....		324122-SM						
Other petroleum and coal products mfg.....	32419		12/84	556.763	554.363	549.470	548.150	549.569
Petroleum lubricating oil and grease mfg.....	324191		12/80	638.964	637.374	631.227	630.802	630.615
Primary products.....		324191-P	12/80	670.913	669.703	662.763	662.380	662.163
Petroleum lubricating oils and greases, refined petroleum.....		324191-0	12/80	670.913	669.703	662.763	662.380	662.163
Lubricating oils (incl. hydraulic fluids, etc.), refined petroleum.....		324191-011	12/80	693.606	692.252	684.492	684.064	683.820
Lubricating greases, made from refined petroleum.....		324191-012	12/80	543.889	543.889	543.889	543.894	543.894
Secondary products and miscellaneous receipts.....		324191-SM						
Miscellaneous receipts.....		324191-M	12/80	419.060	377.486	377.486	370.198	370.198
All other petroleum and coal products mfg.....	324199		12/03	342.631	338.781	336.820	333.790	338.286
Primary products.....		324199-P	12/03	354.150	349.642	347.586	344.016	348.698
Coke oven and blast furnace products, made in coke oven establishments.....		324199-3	12/09	205.475	199.508	198.952	197.478	190.460
All other petroleum and coal products (excl. coke oven products), made in coke oven estab.....		324199-9	12/02	388.583	384.084	381.743	377.747	384.181
Secondary products and miscellaneous receipts.....		324199-SM						
Secondary products.....		324199-S	12/09	183.820	201.671	201.671	216.534	217.726
Chemical mfg.....	325		12/84	348.434	350.041	350.318	352.220	352.908
Basic chemical mfg.....	3251		12/84	406.925	408.678	407.178	412.892	412.413

See footnotes at end of table.

Table 11. Producer price indexes for net output of selected industries and their products, not seasonally adjusted — Continued
[May 2024]

Title ¹	Industry code	Product code	Index base	Unadjusted index ²				
				Jan. 2024	Feb. 2024 ^P	Mar. 2024 ^P	Apr. 2024 ^P	May 2024 ^P
Petrochemical mfg.	32511		12/03	139.631	143.546	147.896	152.705	153.230
Petrochemical manufacturing.	325110		12/03	140.100	143.993	148.365	153.257	153.685
Primary products.		325110-P	12/03	148.982	151.545	156.530	164.721	160.719
Secondary products and miscellaneous receipts.		325110-SM						
Industrial gas mfg.	32512		12/03	242.046	230.518	238.125	241.878	230.888
Industrial gas manufacturing.	325120		12/03	242.777	231.212	238.843	242.608	231.582
Primary products.		325120-P	06/81	403.874	384.577	397.311	403.593	385.186
Oxygen.		325120-A	06/81	593.980	583.678	602.491	597.412	597.352
Argon and hydrogen.		325120-C	06/09	99.023	101.687	100.393	97.080	96.649
Other industrial gases (including fluorocarbon and acetylene).		325120-T	06/09	296.084	272.656	283.469	292.826	266.562
Carbon dioxide.		325120-4	06/81	687.511	705.204	701.693	701.794	708.208
Nitrogen.		325120-7	06/81	229.746	215.024	229.259	235.778	234.294
Secondary products and miscellaneous receipts.		325120-SM						
Synthetic dye and pigment mfg.	32513		12/03	177.271	177.605	178.485	178.736	171.991
Synthetic dye and pigment manufacturing.	325130		12/11	117.123	117.344	117.926	118.091	113.635
Primary products.		325130-P	12/11	115.411	115.622	116.217	116.385	111.905
All other inorganic pigments, including TiO ₂ , chrome colors, and other white opaque pigments.		325130-N	09/21	121.377	121.656	121.530	121.663	115.733
Synthetic organic dyes, pigments, lakes, and toners.		325130-R	09/21	112.769	112.797	115.776	116.078	115.592
Synthetic organic dyes.		325130-R8	12/82	128.257	126.970	130.947	131.667	130.510
Synthetic organic pigments, lakes, and toners.		325130-R9	12/82	206.427	208.426	213.008	213.008	213.008
Secondary products and miscellaneous receipts.		325130-SM						
Secondary products.		325130-S	12/11	140.625	136.948	137.529	137.137	137.841
Other basic inorganic chemical manufacturing.	32518		12/03	367.660	362.928	363.486	362.101	367.991
Other basic inorganic chemical manufacturing.	325180		12/10	160.135	158.078	158.320	157.717	160.277
Primary products.		325180-P	12/10	129.386	127.439	127.702	127.195	129.664
Potassium and sodium compounds, excluding bleaches, alkalis, and alum.		325180-A	12/82	603.561	592.999	602.952	610.251	609.515
All other inorganic chemicals.		325180-H	12/03	377.893	375.429	376.133	377.167	393.788
Inorganic acids, excluding nitric, sulfuric and phosphoric.		325180-3	12/82	176.758	163.762	170.336	170.861	171.498
Sodium hydroxide (caustic soda).		325180-4	12/80	425.847	433.639	431.755	431.134	440.007
Carbon black, all processes.		325180-6	12/83	646.687	626.070	618.287	606.490	627.930
Other alkalis.		325180-7	12/11	149.391	148.766	148.082	141.021	141.831
Sulfuric acid.		325180-9	12/82	163.305	144.524	144.000	148.088	135.169
Secondary products and miscellaneous receipts.		325180-SM						
Miscellaneous receipts.		325180-M	12/10	347.540	347.540	347.540	347.540	—
Secondary products.		325180-S	12/10	224.651	227.900	226.441	225.338	219.845
Other basic organic chemical mfg.	32519		12/03	211.660	213.327	209.343	212.924	212.205
Ethyl alcohol manufacturing.	325193		12/03	187.259	186.030	173.145	188.359	194.571
Primary products.		325193-P	12/82	197.086	197.144	182.344	203.381	212.297
Ethyl alcohol.		325193-0	12/82	190.931	191.826	176.449	200.615	211.594
Distillers' dried grains (dark and light) and dried solubles.		325193-2	12/22	89.496	87.138	83.371	82.157	79.551
Secondary products and miscellaneous receipts.		325193-SM						
Secondary products.		325193-S	12/03	185.730	178.903	171.292	165.487	161.836
Cyclic crude, intermediate, and gum and wood chemical mfg.	325194		06/11	122.526	124.807	123.242	121.625	120.943
Primary products.		325194-P	06/11	135.747	137.015	133.911	132.007	131.972
Gum and wood chemicals, including wood distillation products.		325194-1	06/84	515.883	530.489	526.051	526.691	526.580
Cyclic crude and intermediate chemicals.		325194-2	12/03	233.298	234.038	227.619	223.188	223.123
Secondary products and miscellaneous receipts.		325194-SM						
All other basic organic chemical manufacturing.	325199		12/03	230.852	233.689	233.522	232.569	228.645
Primary products.		325199-P	12/82	384.506	388.992	388.422	386.371	377.414
Natural organic chemicals.		325199-E	12/08	142.507	142.461	139.570	140.714	140.714
Synthetic organic chemicals for use as flavor and perfume materials.		325199-H	12/03	184.446	184.350	—	—	—
Synthetic organic rubber-processing chemicals.		325199-K	12/03	209.493	214.348	214.921	212.781	—
Synthetic organic plasticizers.		325199-N	12/03	209.470	219.671	214.409	223.425	233.745
Other synthetic organic chemicals.		325199-R	12/03	188.189	193.043	191.236	189.644	184.268
Miscellaneous end use chemicals and chemical products, excluding urea.		325199-T	12/82	423.047	428.414	426.769	427.042	421.707
Miscellaneous cyclic and acyclic chemicals and chemical products, excluding fatty acid esters.		325199-V	12/82	354.082	358.897	366.475	365.252	347.878
Fatty acids.		325199-1	06/85	250.290	242.610	232.179	221.843	211.049
Industrial organic flavor oil mixtures and blends.		325199-7	12/08	339.179	335.381	335.067	335.067	335.067
Secondary products and miscellaneous receipts.		325199-SM						
Resin, synthetic rubber, and artificial/synthetic fiber/filaments mfg.	3252		12/84	237.631	242.474	243.201	246.404	249.852
Resin and synthetic rubber mfg.	32521		12/03	190.990	195.115	194.801	198.075	200.268
Plastics material and resin manufacturing.	325211		12/80	314.049	321.059	319.362	323.805	327.022

See footnotes at end of table.

Table 11. Producer price indexes for net output of selected industries and their products, not seasonally adjusted — Continued
 [May 2024]

Title ¹	Industry code	Product code	Index base	Unadjusted index ²				
				Jan. 2024	Feb. 2024 ^P	Mar. 2024 ^P	Apr. 2024 ^P	May 2024 ^P
Plastics material and resin manufacturing - Continued								
Primary products.....		325211-P	12/80	283.572	290.226	288.615	292.832	295.028
Thermoplastic resins and plastics materials.....		325211-1	12/80	279.100	286.070	285.311	287.836	291.176
Thermosetting resins and plastics materials.....		325211-4	12/80	308.974	313.138	305.316	321.834	315.589
Secondary products and miscellaneous receipts.....		325211-SM						
Synthetic rubber manufacturing.....	325212		06/81	235.998	239.185	249.075	261.382	267.307
Primary products.....		325212-P	06/81	233.298	236.485	246.375	258.744	264.670
Synthetic rubber (vulcanizable elastomers).....		325212-0	06/81	233.298	236.485	246.375	258.744	264.670
Secondary products and miscellaneous receipts.....		325212-SM						
Artificial fibers and filaments manufacturing.....	32522		12/03	152.746	153.703	162.492	157.983	165.545
Artificial fibers and filaments manufacturing.....	325220		06/81	155.504	156.481	165.445	160.846	168.560
Primary products.....		325220-P	06/81	160.050	161.104	170.782	165.817	174.144
Polyester manufactured fibers.....		325220-7	12/89	149.321	149.314	151.621	152.008	152.490
Other noncellulosic organic fibers, incl. polyamide, polyolefin, and producer-textured.....		325220-9	06/11	126.262	127.445	137.976	132.016	141.474
Secondary products and miscellaneous receipts.....		325220-SM						
Pesticide, fertilizer, and other agricultural chemical mfg.....	3253		12/84	277.050	275.425	278.787	279.721	278.120
Fertilizer mfg.....	32531		12/03	244.257	241.784	246.914	248.148	245.221
Nitrogenous fertilizer manufacturing.....	325311		12/79	410.413	388.291	402.613	407.854	405.692
Primary products.....		325311-P	12/79	401.473	378.591	392.762	397.326	395.126
Synthetic ammonia, nitric acid, ammonium compounds, and urea.....		325311-A	12/14	109.003	102.083	106.393	107.775	107.212
Fertilizer materials of organic origin.....		325311-7	06/03	142.913	142.820	142.601	142.601	141.426
Secondary products and miscellaneous receipts.....		325311-SM						
Secondary products.....		325311-S	12/79	505.574	676.175	668.218	764.269	775.357
Phosphatic fertilizer manufacturing.....	325312		12/79	475.011	483.066	490.394	488.017	476.186
Primary products.....		325312-P	12/79	391.019	398.150	404.319	402.318	392.357
Phosphoric acid, superphosphates, and other phosphatic fertilizer materials.....		325312-A	12/09	182.194	187.097	191.211	189.374	180.404
Mixed fertilizers, made in plants which manufacture fertilizer materials.....		325312-7	12/79	468.436	467.557	467.557	470.553	484.428
Secondary products and miscellaneous receipts.....		325312-SM						
Fertilizer, mixing only, manufacturing (including compost).....	325314		12/79	271.538	273.559	276.203	279.426	279.960
Primary products.....		325314-P	12/79	274.902	276.963	279.625	282.886	283.543
Mixed fertilizers, mixing only.....		325314-0	06/86	244.178	246.009	248.373	251.269	251.854
Mixed fertilizers, dry, mixing only.....		325314-01	06/03	196.965	197.695	198.748	201.669	201.802
Mixed fertilizers, liquid, mixing only.....		325314-02	06/86	202.641	208.151	214.673	213.953	216.244
Secondary products and miscellaneous receipts.....		325314-SM						
Miscellaneous receipts.....		325314-M	12/79	167.614	168.596	170.894	173.084	170.125
Pesticide and other agricultural chemical mfg.....	32532		12/03	142.081	142.038	142.118	142.286	142.615
Pesticide and other agricultural chemical manufacturing.....	325320		06/82	195.624	195.564	195.674	195.906	196.360
Primary products.....		325320-P	06/82	206.569	206.506	206.623	206.868	207.346
Agricultural and commercial pesticides and chemicals.....		325320-1	06/03	138.277	138.231	138.316	138.496	138.692
Lawn and garden pesticides and chemicals.....		325320-4	06/03	194.532	194.532	194.532	194.532	194.532
Household and institutional pesticides and chemicals.....		325320-7	06/03	187.906	187.906	187.906	187.906	192.133
Secondary products and miscellaneous receipts.....		325320-SM						
Pharmaceutical and medicine mfg.....	3254		12/84	573.989	575.286	575.422	575.903	575.510
Pharmaceutical and medicine mfg.....	32541		12/03	239.659	240.200	240.257	240.458	240.294
Medicinal and botanical manufacturing.....	325411		06/82	185.058	192.731	192.909	193.259	193.331
Primary products.....		325411-P	06/82	188.582	196.128	196.327	196.719	196.799
Synthetic organic medicinal chemicals, medicinal & botanical drugs, & other products.....		325411-0	12/11	105.194	109.404	109.515	109.733	109.778
Secondary products and miscellaneous receipts.....		325411-SM1						
Pharmaceutical preparation manufacturing.....	325412		06/81	905.936	908.629	909.174	908.993	908.682
Primary products.....		325412-P	06/81	990.852	993.923	994.545	994.246	993.891
Pharmaceuticals acting on the respiratory system, for human use.....		325412-A	06/01	220.068	220.068	220.058	220.337	220.337
Antihistamines and bronchodilators, including antiasthmatics.....		325412-A111	06/81	1,165.819	1,165.819	1,165.819	1,165.819	1,165.819
Other respiratory preparations.....		325412-A112	06/01	212.810	212.810	212.785	213.495	213.495
Other respiratory preparations, over-the-counter.....		325412-A112OC	05/17	109.040	109.040	109.017	109.687	109.687
Other respiratory preparations, prescription.....		325412-A112RX	05/17	-	-	-	96.342	96.342
Pharmaceuticals acting on the digestive or the genito-urinary systems, for human use.....		325412-D	06/01	180.298	180.380	180.380	178.528	177.612
Other digestive or genito-urinary preparations.....		325412-D112	06/01	184.837	184.930	184.930	181.779	181.779
Other digestive or genito-urinary preparations, prescription.....		325412-D112RX	05/17	91.543	91.599	91.599	89.703	89.703
Pharmaceuticals acting on the skin, for human use.....		325412-G	06/01	178.406	177.868	178.014	177.202	177.202
Other pharmaceutical preparations acting on the skin.....		325412-G311	12/09	109.515	109.132	109.132	109.132	109.132
Anti-acne preparations.....		325412-G611	12/09	107.181	107.181	107.181	107.181	107.181
Vitamin, nutrient, and hematonic preparations, for human use.....		325412-L	06/01	155.222	155.222	155.605	155.751	155.769

See footnotes at end of table.

Table 11. Producer price indexes for net output of selected industries and their products, not seasonally adjusted — Continued
 [May 2024]

Title ¹	Industry code	Product code	Index base	Unadjusted index ²				
				Jan. 2024	Feb. 2024 ^P	Mar. 2024 ^P	Apr. 2024 ^P	May 2024 ^P
Pharmaceutical preparation manufacturing - Continued								
Multivitamins.....		325412-L111	06/81	215.959	215.959	215.959	215.959	215.959
Other vitamins and nutrients.....		325412-L112	06/01	161.149	161.149	161.721	161.953	162.631
Pharmaceuticals affecting parasitic and infective diseases, for human use.....		325412-Q	06/01	284.257	284.934	284.934	284.934	284.934
Broad and medium spectrum antibiotics.....		325412-Q111	06/81	603.966	603.966	603.966	603.966	603.966
Systemic antivirals.....		325412-Q112	06/01	303.686	303.686	303.686	303.686	303.686
Other parasitic and infective diseases.....		325412-Q113	06/01	318.586	320.184	320.184	320.184	320.184
Pharmaceuticals for veterinary use, incl medicinal premixes/pet care products.....		325412-W	06/81	214.043	214.043	214.043	-	-
Pharmaceuticals affecting neoplasms, the endocrine system, & metabolic diseases, for human use.....		325412-1	06/01	328.143	328.143	328.145	328.145	328.146
Cancer therapy products.....		325412-1111	06/81	981.014	981.014	981.014	981.014	981.014
Insulin/antidiabetes products.....		325412-1112	06/81	1,502.729	1,502.729	1,502.807	1,502.807	1,502.901
Other neoplasms, endocrine system, and metabolic diseases.....		325412-1113	06/81	1,122.049	1,122.049	1,122.049	1,122.049	1,122.049
Hormones and oral contraceptives.....		325412-1114	12/09	227.071	227.071	227.071	227.071	227.071
Pharmaceuticals acting on the central nervous system and the sense organs, for human use.....		325412-4	06/01	351.906	354.083	354.083	354.083	354.083
Analgesics.....		325412-4111	06/01	353.017	358.402	358.402	358.402	358.402
Psychotherapeutics.....		325412-4112	06/81	7,378.337	7,452.805	7,452.805	7,452.805	7,452.805
Antidepressants.....		325412-41121	12/87	1,311.062	1,324.442	1,324.442	1,324.442	1,324.442
Other psychotherapeutics, including tranquilizers.....		325412-41123	06/01	371.174	374.577	374.577	374.577	374.577
Other central nervous system and sense organs.....		325412-4113	06/01	283.771	283.785	283.785	283.785	283.785
Anticonvulsants.....		325412-4114	12/09	222.446	231.051	231.051	231.051	231.051
Analgesics, over-the-counter.....		325412-4111OC	05/17	110.851	110.851	110.851	110.851	110.851
Analgesics, prescription.....		325412-4111RX	05/17	133.784	136.026	136.026	136.026	136.026
Pharmaceuticals acting on the cardiovascular system, for human use.....		325412-7	06/81	1,731.266	1,731.266	1,731.266	1,732.781	1,732.781
Other cardiovascular preparations.....		325412-7113	06/01	559.817	559.817	559.817	559.817	559.817
Secondary products and miscellaneous receipts.....		325412-SM						
Miscellaneous receipts.....		325412-M	06/81	576.860	576.860	576.860	576.860	576.860
Secondary products.....		325412-S	06/81	325.102	325.102	325.102	326.315	326.315
In-vitro diagnostic substance manufacturing.....	325413		03/80	286.140	283.793	283.739	283.971	283.818
Primary products.....		325413-P	06/87	201.743	199.745	199.696	199.860	199.737
In-vitro diagnostic substances.....		325413-0	06/91	179.145	177.371	177.328	177.473	177.364
Secondary products and miscellaneous receipts.....		325413-SM						
Secondary products.....		325413-S	03/80	428.980	444.048	444.522	445.611	446.044
Other biological product manufacturing.....	325414		06/91	257.727	257.081	256.838	258.981	257.963
Primary products.....		325414-P	06/91	267.242	266.540	267.012	268.665	267.559
Biological products, excluding diagnostic, for veterinary, industrial, and all other misc. uses.....		325414-A	03/80	206.933	205.369	206.420	207.873	205.412
Biological products, excluding diagnostic, for human use.....		325414-T	06/09	153.415	153.415	153.415	154.295	154.295
Secondary products and miscellaneous receipts.....		325414-SM1						
Paint, coating & adhesive mfg.....	3255		12/03	235.399	234.866	235.260	234.907	235.097
Paint and coating mfg.....	32551		06/83	414.875	414.393	414.151	413.107	413.645
Paint and coating manufacturing.....	325510		06/83	414.175	413.691	413.449	412.407	412.946
Primary products.....		325510-P	06/83	420.640	419.965	419.699	418.648	419.345
Miscellaneous allied paint products including paint and varnish removers, thinners, etc.....		325510-B	12/88	371.463	371.309	371.399	369.836	372.644
Architectural coatings.....		325510-1	06/83	503.665	503.709	503.693	503.693	503.693
Exterior architectural coatings.....		325510-11	12/12	188.304	188.350	188.333	188.333	188.333
Interior architectural coatings.....		325510-12	12/12	152.876	152.876	152.876	152.876	152.876
Product finishes for original equipment manufacturers (OEM), excluding marine coatings.....		325510-4	06/83	260.276	259.499	260.206	259.076	260.336
Transportation finishes, except powdered and high-solids coatings.....		325510-41	12/12	118.322	116.579	117.518	119.409	119.453
All other product finishes for original equipment manufacturers (OEM), excluding marine coating.....		325510-42	12/12	145.474	145.491	145.686	144.273	145.149
Special purpose coatings incl. marine, industrial, construction and maintenance coatings, etc.....		325510-7	06/83	531.067	528.275	525.300	521.702	522.178
Automotive, other transportation and machinery refinish paints and enamels, including primers.....		325510-71	12/12	157.405	159.974	158.032	153.047	152.879
Special purpose coatings, including all marine coatings and traffic marking paints.....		325510-72	12/12	147.545	146.592	145.821	145.026	145.174
Secondary products and miscellaneous receipts.....		325510-SM						
Secondary products.....		325510-S	06/83	337.715	337.715	338.432	338.432	338.432
Adhesive mfg.....	32552		12/03	220.438	219.468	220.802	220.905	220.873
Adhesive manufacturing.....	325520		12/83	358.527	356.949	359.118	359.285	359.234
Primary products.....		325520-P	12/83	361.479	359.837	362.097	362.269	362.213
Nonstructural caulking compounds and sealants.....		325520-A	12/06	222.740	222.740	223.750	223.750	223.750
Structural sealants (load bearing).....		325520-B	12/06	132.807	132.807	133.915	133.915	133.915
Synthetic resin & rubber adhesives, incl all types of bonding & laminating adhesives.....		325520-4	12/83	370.822	367.984	370.922	371.220	371.122

See footnotes at end of table.

Table 11. Producer price indexes for net output of selected industries and their products, not seasonally adjusted — Continued
 [May 2024]

Title ¹	Industry code	Product code	Index base	Unadjusted index ²				
				Jan. 2024	Feb. 2024 ^P	Mar. 2024 ^P	Apr. 2024 ^P	May 2024 ^P
Adhesive manufacturing - Continued								
Epoxy adhesives.....		325520-41	06/06	206.331	206.331	207.085	207.085	206.128
Other synthetic resin and rubber adhesives.....		325520-46	06/97	240.021	239.483	242.947	243.006	243.038
Secondary products and miscellaneous receipts.....		325520-SM						
Secondary products.....		325520-S	12/83	317.412	317.480	316.806	316.877	317.129
Soap, cleaners, and toilet preparation mfg.....	3256		12/84	214.191	215.218	215.339	215.734	215.893
Soap & cleaning compound mfg.....	32561		12/03	182.742	183.323	183.436	184.099	184.174
Soap and other detergent manufacturing.....	325611		06/83	227.716	228.570	228.743	229.981	230.131
Primary products.....		325611-P	06/83	230.765	231.727	231.910	232.351	232.517
Soaps and detergents, commercial, industrial, and institutional.....		325611-1	06/83	349.709	350.943	351.713	354.497	354.497
Commercial, industrial, and institutional hard surface cleaners.....		325611-11	06/07	144.672	145.150	145.150	150.229	150.229
Commercial, industrial, and institutional laundry detergents.....		325611-12	06/07	180.598	180.614	187.667	188.488	188.488
Commercial, industrial, and institutional dishwashing detergents.....		325611-13	12/11	181.018	181.021	181.021	181.021	181.021
Commercial, industrial, and institutional metal cleaners.....		325611-14	12/11	149.354	149.545	155.039	155.039	155.039
Dairy, farm, and food plant cleaners, sanitizers, etc.....		325611-16	06/07	158.497	162.657	-	-	-
Commercial, industrial, and institutional soaps, excluding specialty cleaners.....		325611-17	06/07	163.625	163.625	163.625	164.260	164.260
Household detergents.....		325611-4	06/83	186.638	186.638	186.680	186.222	186.515
Household alkaline detergents and cleaners.....		325611-45	05/18	141.492	141.492	141.638	140.012	140.012
Household dry and liquid laundry detergents.....		325611-46	05/18	118.126	118.126	118.126	118.126	118.361
Soaps, excluding specialty cleaners, household.....		325611-7	06/83	222.096	226.268	226.268	227.005	227.005
Secondary products and miscellaneous receipts.....		325611-SM						
Miscellaneous receipts.....		325611-M	06/83	234.914	234.914	234.914	243.647	243.647
Secondary products.....		325611-S	06/83	205.396	205.396	205.513	213.149	213.176
Polish and other sanitation good mfg.....	325612		06/83	248.245	249.478	249.690	249.915	249.915
Primary products.....		325612-P	06/83	257.855	259.221	259.464	259.720	259.720
Polishing preparations and related products.....		325612-7	06/83	300.605	300.605	300.349	300.349	300.349
Specialty cleaning and sanitation products.....		325612-8	05/17	119.585	120.883	121.142	121.386	121.386
Disinfectants, nonagricultural, industrial and institutional.....		325612-81	05/17	143.158	143.158	143.158	144.613	144.613
Air and room fresheners.....		325612-83	06/83	188.227	188.227	188.227	188.227	188.227
Laundry fabric softeners and rinses, liquid and dry.....		325612-88	05/17	114.332	114.332	114.301	114.301	114.301
Other specialty cleaning and sanitation products.....		325612-89	06/89	189.647	193.420	194.180	194.180	194.180
Secondary products and miscellaneous receipts.....		325612-SM						
Miscellaneous receipts.....		325612-M	06/83	182.118	182.118	182.118	182.118	182.118
Surface active agent manufacturing.....	325613		12/83	336.801	336.801	336.801	336.739	336.739
Primary products.....		325613-P	12/83	369.859	369.859	369.859	369.859	369.859
Surfactants, finishing agents, and assistants.....		325613-0	12/83	369.859	369.859	369.859	369.859	369.859
Surfactants (bulk surface active agents).....		325613-02	12/83	430.152	430.152	430.152	430.152	430.152
Secondary products and miscellaneous receipts.....		325613-SM						
Toilet preparation mfg.....	32562		12/03	133.536	134.362	134.431	134.469	134.606
Toilet preparation manufacturing.....	325620		03/80	242.855	244.357	244.483	244.552	244.801
Primary products.....		325620-P	03/80	243.491	245.077	245.210	245.283	245.544
Denture cleaners, mouthwashes, gargles, and rinses.....		325620-A	12/03	150.961	150.961	151.019	151.019	-
Creams, lotions, and oils, excluding shaving, hair, and deodorant.....		325620-D	03/80	236.754	237.220	237.220	237.220	237.220
Other cosmetics and toilet preparations.....		325620-G	06/99	125.853	127.107	127.107	127.170	127.170
Shaving preparations.....		325620-1	03/80	248.054	248.054	248.095	248.095	248.095
Perfumes, toilet waters, and colognes.....		325620-4	03/80	243.462	246.206	246.206	246.206	249.567
Hair preparations (including shampoos).....		325620-7	03/80	273.179	275.000	276.095	276.279	276.270
Hair preparations incl professional, consumer, and cream/gel shampoos.....		325620-71	06/07	153.668	153.668	153.668	153.800	153.800
Hair tonics and hair dressings incl professional and consumer use.....		325620-72	06/07	126.653	130.513	132.836	132.836	132.818
Secondary products and miscellaneous receipts.....		325620-SM						
Other chemical product & preparation mfg.....	3259		12/03	175.069	175.652	176.085	177.218	177.875
Printing ink mfg.....	32591		12/03	194.905	194.104	194.257	194.276	194.084
Printing ink manufacturing.....	325910		06/84	261.285	260.210	260.415	260.437	260.173
Primary products.....		325910-P	06/84	265.876	264.765	264.956	264.938	264.558
Flexographic printing inks.....		325910-A	06/84	296.459	292.215	292.215	292.215	292.215
Nonimpact/digital inks.....		325910-E	06/05	238.152	238.753	235.410	235.487	233.928
All other printing inks.....		325910-H	06/84	240.941	240.929	240.622	240.231	240.969
Lithographic and offset inks.....		325910-6	06/84	252.011	252.011	252.902	252.902	252.902
News and nonheat web offset printing inks.....		325910-61	12/89	338.357	338.357	354.573	354.573	354.573
Publication and commercial web inks.....		325910-62	12/97	167.919	167.919	167.919	167.919	167.919
Sheet-fed general inks.....		325910-63	12/97	161.454	161.454	161.454	161.454	161.454
Sheet-fed packaging inks.....		325910-64	06/05	149.436	149.436	149.436	149.436	149.436
Gravure printing inks.....		325910-7	06/84	172.953	173.223	173.223	173.223	173.223
Secondary products and miscellaneous receipts.....		325910-SM						
Miscellaneous receipts.....		325910-M	06/84	189.805	189.805	189.805	189.805	189.805

See footnotes at end of table.

Table 11. Producer price indexes for net output of selected industries and their products, not seasonally adjusted — Continued
 [May 2024]

Title ¹	Industry code	Product code	Index base	Unadjusted index ²				
				Jan. 2024	Feb. 2024 ^P	Mar. 2024 ^P	Apr. 2024 ^P	May 2024 ^P
Explosives mfg.....	32592		12/06	159.245	161.461	161.806	161.582	161.187
Explosives manufacturing.....	325920		12/80	404.448	410.077	410.952	410.386	409.381
Primary products.....		325920-P	12/80	363.107	368.371	369.303	369.872	369.033
Explosives and blasting accessories.....		325920-0	12/80	365.465	370.763	371.701	372.274	371.429
Secondary products and miscellaneous receipts.....		325920-SM						
All other chemical product & preparation mfg.....	32599		12/03	172.087	172.683	173.145	174.483	175.297
Custom compounding of purchased resins.....	325991		06/93	203.502	203.387	203.835	206.842	206.836
Primary products.....		325991-P	06/93	212.522	212.402	212.870	216.010	216.004
Custom compounding of purchased resins and color concentrates.....		325991-0	06/93	211.458	211.339	211.805	214.929	214.923
Secondary products and miscellaneous receipts.....		325991-SM						
Photographic Film, Paper, Plate, Chemical, and Copy Toner Manufacturing.....	325992		12/03	151.514	157.692	158.416	164.290	168.700
Primary products.....		325992-P	12/03	163.152	170.396	171.145	178.022	182.228
Photographic sensitized film, plates, paper, & cloth.....		325992-T	06/07	176.163	187.213	188.355	198.437	204.853
Photographic sensitized film, plates, paper, & cloth, silver-halide-type (excl X-ray).....		325992-T1	01/00	166.583	179.094	—	189.587	196.851
Photographic sensitized film, plates, paper & cloth, other than silver-halide-type (incl X-ray).....		325992-T3	12/03	168.145	168.145	174.758	179.477	179.477
Prepared photographic chemicals.....		325992-5	12/83	78.230	78.230	78.230	78.669	78.669
Secondary products and miscellaneous receipts.....		325992-SM						
Other miscellaneous chemical product manufacturing.....	325998		06/85	260.147	259.019	259.641	258.564	258.765
Primary products.....		325998-P	06/85	254.176	252.949	253.635	252.476	252.693
Water treating compounds.....		325998-A	06/85	214.637	214.456	218.481	218.949	221.112
All other chemical preparations, including essential oils, matches, and gelatin.....		325998-J	06/85	278.085	276.115	275.644	272.736	272.223
Secondary products and miscellaneous receipts.....		325998-SM						
Miscellaneous receipts.....		325998-M	12/03	165.307	165.307	165.307	165.597	165.597
Secondary products.....		325998-S	06/85	349.758	350.772	349.670	348.319	348.251
Plastics and rubber products mfg.....	326		12/84	250.336	250.455	251.136	252.131	251.801
Plastics product mfg.....	3261		06/93	222.078	222.162	222.933	223.962	223.675
Unsupported plastics film, sheet, and bag mfg.....	32611		12/03	195.250	196.745	197.397	199.039	198.690
Plastics bag and pouch manufacturing.....	326111		12/03	211.749	211.992	212.312	213.026	212.979
Primary products.....		326111-P	12/03	214.692	214.701	214.945	215.680	215.654
Single-web film specialty bags, pouches, and liners.....		326111-1	12/83	328.135	328.206	328.555	329.672	329.999
Polyethylene grocery and variety bags and pouches.....		326111-11	06/07	163.673	163.873	163.873	163.873	164.979
Polyethylene refuse bags.....		326111-12	06/07	146.503	144.754	144.474	146.204	148.064
Other polyethylene bags, pouches, and liners.....		326111-15	06/07	183.770	184.287	185.080	185.736	184.303
Coextruded single-web film specialty bags, pouches, & liners.....		326111-16	06/13	136.321	137.669	137.669	137.669	137.669
Multiweb film/film combination specialty bags, pouches, and liners.....		326111-3	12/03	206.019	204.076	205.122	206.040	193.686
Secondary products and miscellaneous receipts.....		326111-SM						
Secondary products.....		326111-S	12/03	230.792	237.502	240.135	240.493	239.836
Plastics packaging film and sheet mfg.....	326112		12/03	173.972	175.645	176.513	178.188	178.267
Primary products.....		326112-P	12/03	176.445	178.123	179.086	180.899	180.829
Single-web film, rolls, and sheets, including coextruded, for flexible packaging uses.....		326112-1	12/87	275.165	277.825	279.343	281.282	281.344
Single-web film, rolls, and sheets for flexible packaging uses.....		326112-11	06/07	180.274	181.454	182.461	183.544	183.830
Coextruded single-web film, for flexible packaging uses.....		326112-12	06/07	156.110	159.740	160.555	162.355	161.470
Film/film multiweb laminated rolls and sheets, excluding foil, for flexible packaging uses.....		326112-3	12/87	181.074	182.654	183.589	188.379	187.742
Secondary products and miscellaneous receipts.....		326112-SM						
Secondary products.....		326112-S	12/03	168.693	170.667	170.265	170.198	172.597
Nonpackaging plastics film and sheet mfg.....	326113		06/93	225.479	227.860	228.582	231.061	229.948
Primary products.....		326113-P	12/82	279.390	282.426	283.320	286.434	285.092
Unlaminated plastics film and sheet, excluding packaging.....		326113-0	12/82	279.390	282.426	283.320	286.434	285.092
Unlaminated polyethylene film and sheet.....		326113-01	06/93	274.001	277.193	276.801	276.801	—
Unlaminated vinyl and vinyl copolymer film and sheet.....		326113-03	06/93	247.607	247.607	—	—	—
Miscellaneous unlaminated plastics film and sheet.....		326113-04	06/93	210.477	210.975	213.692	219.196	219.519
Secondary products and miscellaneous receipts.....		326113-SM						
Secondary products.....		326113-S	06/93	166.484	167.094	167.630	168.892	167.702
Plastics pipe/fitting/unsupported shapes mfg.....	32612		12/03	271.420	270.251	269.496	272.822	271.352
Unlaminated plastics profile shape mfg.....	326121		06/93	173.055	173.002	172.325	173.862	174.709
Primary products.....		326121-P	12/82	223.478	223.399	222.400	225.018	226.278
Unlaminated plastics profile shapes.....		326121-0	12/82	223.478	223.399	222.400	225.018	226.278
Secondary products and miscellaneous receipts.....		326121-SM						
Plastics pipe and pipe fitting manufacturing.....	326122		06/93	464.851	461.959	460.916	467.359	462.550
Primary products.....		326122-P	12/82	449.471	446.617	445.615	451.820	447.076
Plastics pipe.....		326122-1	12/82	438.143	434.851	432.695	438.687	433.408

See footnotes at end of table.

Table 11. Producer price indexes for net output of selected industries and their products, not seasonally adjusted — Continued
 [May 2024]

Title ¹	Industry code	Product code	Index base	Unadjusted index ²				
				Jan. 2024	Feb. 2024 ^P	Mar. 2024 ^P	Apr. 2024 ^P	May 2024 ^P
Plastics pipe and pipe fitting manufacturing - Continued								
Plastics drain, waste, and vent pipe.....		326122-11	06/87	235.721	230.587	227.804	230.126	228.819
Plastics water pipe.....		326122-13	06/87	402.860	395.970	394.890	403.088	397.321
Plastics sewer, stormdrain, and water main pipe.....		326122-18	12/17	198.584	199.001	198.350	200.659	196.637
Other plastics pipe.....		326122-1B	07/87	477.655	477.655	477.655	483.397	483.397
Plastics pipe fittings and unions.....		326122-3	12/03	428.880	428.547	433.114	439.302	437.845
Secondary products and miscellaneous receipts.....		326122-SM						
Miscellaneous receipts.....		326122-M	12/99	226.285	230.100	228.484	226.566	238.119
Secondary products.....		326122-S1	12/17	148.980	149.474	149.063	152.774	152.805
Laminated plastics plate, sheet, and shape mfg.....	32613		12/03	174.230	174.215	174.252	175.582	175.582
Laminated plastics plate, sheet (except packaging), and shape manufacturing.....	326130		06/93	216.716	216.698	216.743	218.397	218.397
Primary products.....		326130-P	12/82	283.577	283.529	283.576	285.558	285.558
Laminated plastics plates, sheet (except packaging), and shapes.....		326130-0	12/82	283.577	283.529	283.576	285.558	285.558
Secondary products and miscellaneous receipts.....		326130-SM						
Secondary products.....		326130-S	06/93	197.852	198.425	198.784	-	-
Polystyrene foam product mfg.....	32614		12/03	316.062	315.853	321.689	321.670	321.069
Polystyrene foam product manufacturing.....	326140		12/03	316.214	316.005	321.870	321.851	321.251
Primary products.....		326140-P	12/03	305.615	305.351	305.419	305.395	304.699
Packaging, polystyrene foam products.....		326140-2	12/03	365.229	363.806	364.275	362.949	363.101
Polystyrene foam food containers.....		326140-21	06/06	320.158	318.949	319.573	317.807	316.961
Polystyrene foam protective shipping pads, shaped cushioning, etc.....		326140-22	06/06	300.778	299.538	299.538	299.538	301.435
Building and construction polystyrene foam products.....		326140-3	12/03	225.685	225.938	225.938	225.938	223.826
Consumer and institutional polystyrene foam products.....		326140-5	12/82	397.636	398.051	397.764	399.208	398.411
All other polystyrene foam products incl. transportation application uses.....		326140-9	06/06	195.412	195.412	195.412	195.412	195.412
Secondary products and miscellaneous receipts.....		326140-SM						
Foam product (ex polystyrene) mfg.....	32615		12/03	192.267	192.267	192.303	192.308	192.310
Urethane and other foam product mfg.....	326150		12/03	192.245	192.245	192.281	192.286	192.288
Primary products.....		326150-P	12/03	186.591	186.591	186.626	186.630	186.630
Packaging polyurethane foam products.....		326150-2	12/03	295.101	295.101	295.101	295.101	295.101
Furniture and furnishings polyurethane foam products.....		326150-4	12/82	280.240	280.240	280.150	280.150	280.150
Polyurethane foam formed and slab stock for pillows, seating, and cushioning.....		326150-41	12/05	155.536	155.536	155.336	155.336	155.336
Consumer and institutional polyurethane foam products.....		326150-5	12/03	238.757	238.757	238.757	238.757	238.757
All other miscellaneous polyurethane foam products.....		326150-6	12/03	120.814	120.814	121.827	121.896	121.896
Products made of foam other than polystyrene or polyurethane.....		326150-9	12/99	164.967	164.967	164.967	164.967	164.967
Secondary products and miscellaneous receipts.....		326150-SM						
Secondary products.....		326150-S	12/03	262.620	262.608	262.694	262.734	262.801
Plastics bottle mfg.....	32616		12/03	149.706	148.288	148.539	148.634	148.646
Plastics bottle manufacturing.....	326160		06/93	168.737	167.138	167.421	167.528	167.542
Primary products.....		326160-P	12/82	188.211	186.397	186.638	186.724	186.728
Plastics bottles.....		326160-0	06/87	179.345	177.617	177.846	177.928	177.932
Secondary products and miscellaneous receipts.....		326160-SM						
Other plastics product mfg.....	32619		12/03	182.671	182.751	183.340	183.958	183.867
Plastics plumbing fixture manufacturing.....	326191		06/93	205.989	205.990	205.990	205.990	208.730
Primary products.....		326191-P	06/93	207.728	207.728	207.728	207.728	210.405
Plastics plumbing fixtures.....		326191-0	06/93	207.728	207.728	207.728	207.728	210.405
Secondary products and miscellaneous receipts.....		326191-SM						
Miscellaneous receipts.....		326191-M	12/04	103.333	103.333	103.333	103.333	103.333
All other plastics product manufacturing.....	326199		06/93	201.837	201.930	202.611	203.326	203.095
Primary products.....		326199-P	06/87	238.133	238.212	239.103	239.826	239.503
All other reinforced and fiberglass plastics products.....		326199-A	06/93	269.941	272.343	271.796	271.796	271.796
Consumer/institutional/commercial fabricated plastics products (excl. foam and wire coated).....		326199-C	06/93	216.072	216.404	216.457	216.798	216.644
Transportation fabricated plastics products (excluding foam and reinforced plastics).....		326199-1	06/93	136.165	136.177	137.813	137.813	138.009
Electrical and electronic fabricated plastics (excluding foam and reinforced plastics).....		326199-2	12/82	149.076	149.076	149.076	149.076	147.734
Industrial machinery plastics products, excluding foam (incl. gears, bearings, etc.).....		326199-3	06/93	204.065	204.065	204.065	204.065	204.065
Plastics packaging (excluding film, sheet, foam, and bottles).....		326199-4	06/93	201.810	201.114	202.128	204.505	203.081
Building & construction fabricated plastics products (excl foam, plumbing fixtures, hardware).....		326199-8	12/03	187.169	187.130	187.407	187.664	187.809
Secondary products and miscellaneous receipts.....		326199-SM						
Miscellaneous receipts.....		326199-M	12/99	184.090	184.090	184.090	184.090	184.090
Secondary products.....		326199-S	06/93	181.638	182.252	182.328	185.388	185.660
Rubber product mfg.....	3262		12/03	194.510	194.699	194.546	194.733	194.452

See footnotes at end of table.

Table 11. Producer price indexes for net output of selected industries and their products, not seasonally adjusted — Continued
[May 2024]

Title ¹	Industry code	Product code	Index base	Unadjusted index ²				
				Jan. 2024	Feb. 2024 ^P	Mar. 2024 ^P	Apr. 2024 ^P	May 2024 ^P
Tire mfg.	32621		06/81	217.847	217.869	217.648	217.671	216.608
Tire manufacturing, except retreading.	326211		06/81	217.858	217.879	217.658	217.682	216.619
Primary products.		326211-P	06/81	201.574	201.594	201.386	201.408	200.407
Tread rubber, tire sundries, and repair materials.		326211-H	06/81	299.007	299.007	299.011	299.011	298.187
Pneumatic tires (including passenger, truck, bus, tractor, industrial, and other tires).		326211-0	12/11	121.484	121.497	121.362	121.377	120.740
Passenger car pneumatic tires (casings).		326211-01	06/81	184.944	184.872	184.615	184.754	184.125
Truck and bus (including off-the-highway) pneumatic tires.		326211-03	06/81	188.588	188.904	188.795	188.452	186.108
Secondary products and miscellaneous receipts.		326211-SM						
Rubber and plastics hose and belting.	32622		12/03	205.279	205.453	206.344	206.544	206.551
Rubber and plastics hose and belting mfg.	326220		12/81	328.217	328.495	329.919	330.239	330.250
Primary products.		326220-P	12/81	329.886	330.121	331.600	331.932	331.932
Rubber and plastics belt and belting mfg.		326220-D	12/11	147.337	147.369	147.369	147.369	147.369
Rubber and plastics transmission belts and belting (excluding flat).		326220-D2	12/81	236.919	236.919	236.919	236.919	236.919
Rubber and plastic hose mfg.		326220-H	12/11	130.188	130.357	131.621	131.905	131.905
Rubber and plastics hose for on- and off-highway motor vehicles.		326220-H3	12/04	153.089	153.089	157.389	157.389	157.389
Industrial rubber and plastics hose without fittings.		326220-H4	12/04	161.522	161.522	161.522	161.522	161.522
Rubber and plastics water hose (incl. fire, irrigation, etc.).		326220-H5	12/04	225.013	226.878	226.878	230.020	230.020
Secondary products and miscellaneous receipts.		326220-SM						
Other rubber product mfg.	32629		12/88	218.127	218.596	218.126	218.570	219.103
Rubber product mfg. for mechanical use.	326291		12/88	175.634	175.564	175.699	175.699	176.080
Primary products.		326291-P	12/88	166.153	166.152	166.152	166.152	166.536
Other extruded rubber mechanical goods (excl. auto)(excl. tubing).		326291-C	12/03	150.303	150.303	150.303	150.303	161.340
Molded rubber mechanical goods, automotive.		326291-1	06/83	120.924	120.924	120.924	120.924	120.924
Molded rubber mechanical goods, transportation (excluding automotive)/off-highway machinery.		326291-2	12/03	154.603	154.603	154.603	154.603	154.603
Other molded rubber mechanical goods (excluding tubing).		326291-9	12/03	198.396	198.395	198.395	198.395	198.395
Secondary products and miscellaneous receipts.		326291-SM						
Secondary products.		326291-S	06/83	292.457	290.128	294.731	294.721	294.721
All other rubber product manufacturing.	326299		06/83	283.035	284.163	282.967	283.946	284.697
Primary products.		326299-P	06/83	285.036	286.678	285.337	286.381	287.244
All other miscellaneous rubber goods.		326299-B	06/83	246.918	246.653	246.653	246.653	246.653
Rubber compounds or mixtures for sale or interplant transfer.		326299-6	06/83	308.428	308.428	308.428	310.156	310.156
All other industrial rubber products.		326299-7	06/83	324.431	329.345	324.681	326.894	330.166
Secondary products and miscellaneous receipts.		326299-SM						
Secondary products.		326299-S	06/83	252.355	247.960	248.321	248.610	248.157
Nonmetallic mineral product manufacturing.	327		12/84	294.282	296.388	298.171	297.468	297.605
Clay product and refractory manufacturing.	3271		12/03	178.675	179.583	179.571	179.505	179.685
Pottery, ceramics, and plumbing fixture mfg.	32711		12/84	274.101	275.123	275.793	275.961	276.068
Pottery, ceramics, and plumbing fixture mfg.	327110		12/11	150.638	151.201	151.569	151.662	151.721
Primary products.		327110-P	12/11	145.683	146.090	146.419	146.510	146.510
Vitreous china, porcelain, and earthenware (semivitreous) table and kitchenware.		327110-5	12/06	140.697	140.697	140.697	140.697	140.697
All other pottery products (including china decorated for the trade).		327110-6	12/06	168.745	168.745	168.745	168.745	168.745
Porcelain, steatite, and other ceramic electrical products.		327110-7	12/85	322.158	324.126	325.719	326.163	326.163
Secondary products and miscellaneous receipts.		327110-SM						
Clay building material and refractories mfg.	32712		12/03	179.828	180.833	180.650	180.516	180.739
Clay building material and refractories mfg.	327120		12/11	141.814	142.606	142.462	142.356	142.532
Primary products.		327120-P	12/11	142.096	142.908	142.749	142.641	142.822
Brick and structural clay tile.		327120-1	12/84	256.068	262.077	262.853	263.995	264.860
Building or common brick.		327120-11	12/84	253.210	259.230	260.007	261.151	262.017
Glazed brick and other brick (paving, floor, and sewer).		327120-12	12/04	208.130	208.130	208.168	208.168	208.168
Clay floor and wall tile, glazed and unglazed (including quarry tile and ceramic mosaic tile).		327120-2	06/85	118.887	119.936	118.385	116.142	116.635
Nonclay refractories (excluding dead-burned magnesia).		327120-6	12/04	208.526	206.567	206.513	206.931	206.449
Clay refractories.		327120-7	12/04	220.205	220.205	220.205	221.198	221.198
All other structural clay products, excluding clay refractories.		327120-9	12/85	302.606	302.606	317.853	317.853	317.853
Secondary products and miscellaneous receipts.		327120-SM						
Miscellaneous receipts.		327120-M	12/11	141.772	141.772	142.875	142.875	142.875
Glass and glass product manufacturing.	3272		12/03	169.270	169.331	169.608	168.795	169.614
Glass and glass product manufacturing.	32721		12/03	169.270	169.331	169.608	168.795	169.614
Flat glass manufacturing.	327211		12/80	149.531	149.937	149.501	149.006	149.501
Primary products.		327211-P	12/80	143.332	143.725	143.304	142.825	143.304
Flat glass (float, sheet, and plate process), made by flat glass producers.		327211-1	12/80	145.860	146.482	145.815	145.058	145.816
Other glass products, made by flat glass producers.		327211-4	12/06	173.167	173.167	173.167	173.167	173.167

See footnotes at end of table.

Table 11. Producer price indexes for net output of selected industries and their products, not seasonally adjusted — Continued
 [May 2024]

Title ¹	Industry code	Product code	Index base	Unadjusted index ²				
				Jan. 2024	Feb. 2024 ^P	Mar. 2024 ^P	Apr. 2024 ^P	May 2024 ^P
Flat glass manufacturing - Continued								
Secondary products and miscellaneous receipts.....		327211-SM						
Other pressed and blown glass and glassware.....	327212		06/83	201.979	202.986	202.561	202.716	205.238
Primary products.....		327212-P	06/83	200.188	201.188	200.751	200.919	203.479
Glass fiber and machine-made pressed and blown glass and glassware, made by glass producers.....		327212-B	06/12	151.484	152.258	151.919	152.049	154.030
Handmade pressed and blown glass and glassware, made by glass producers....		327212-9	12/04	145.828	145.828	145.857	145.857	145.857
Secondary and miscellaneous receipts.....		327212-SM						
Glass container manufacturing.....	327213		06/82	282.193	283.099	283.192	281.131	281.158
Primary products.....		327213-P	06/82	283.328	284.239	284.332	282.261	282.288
Glass containers (including value of packaging).....		327213-0	12/03	203.798	204.454	204.521	203.031	203.050
Secondary products and miscellaneous receipts.....		327213-SM1						
Glass product mfg. made of purchased glass.....	327215		06/83	214.584	213.963	214.986	213.724	214.821
Primary products.....		327215-P	06/83	208.252	207.646	208.646	207.408	208.479
Pressed and blown glassware, made from purchased glass.....		327215-E	12/22	106.284	107.145	107.699	107.208	107.278
Other glass products, made from purchased glass.....		327215-F	06/83	201.043	201.113	201.582	201.582	201.786
Mirrors (decorated and undecorated), made from purchased glass.....		327215-9	06/83	211.659	207.505	210.114	204.728	209.127
Secondary products and miscellaneous receipts.....		327215-SM						
Secondary products.....		327215-S	06/83	257.276	257.281	257.282	257.286	257.285
Cement and concrete product manufacturing.....	3273		12/03	243.506	245.356	247.587	246.918	246.184
Cement manufacturing.....	32731		06/82	345.625	345.939	348.396	350.831	351.156
Cement manufacturing.....	327310		06/82	345.633	345.946	348.403	350.839	351.163
Primary products.....		327310-P	06/82	341.034	341.345	343.783	346.201	346.519
Cement, hydraulic (including cost of shipping containers).....		327310-0	06/89	337.137	337.444	339.855	342.245	342.559
Secondary products and miscellaneous receipts.....		327310-SM						
Ready-mix concrete manufacturing.....	32732		12/03	247.391	249.890	253.517	252.161	251.238
Ready-mix concrete manufacturing.....	327320		06/81	383.573	387.448	393.072	390.969	389.538
Primary products.....		327320-P	06/81	379.548	383.502	389.240	387.094	385.624
Northeast region ready-mix concrete.....		327320-A	12/12	165.065	171.655	173.356	173.356	173.356
Midwest region ready-mix concrete.....		327320-B	12/12	174.503	174.227	180.124	181.822	181.822
South region ready-mix concrete.....		327320-C	12/12	171.105	174.152	177.043	173.392	171.345
West region ready-mix concrete.....		327320-D	12/12	178.649	178.215	177.744	178.505	179.307
Secondary products and miscellaneous receipts.....		327320-SM						
Miscellaneous receipts.....		327320-M	06/81	410.378	410.378	410.378	410.378	410.378
Secondary products.....		327320-S	06/81	425.187	425.187	425.187	425.187	425.602
Concrete pipe, brick, and block manufacturing.....	32733		12/03	223.390	224.719	225.580	225.658	225.802
Concrete block and brick manufacturing.....	327331		06/81	365.197	368.184	370.123	371.062	371.109
Primary products.....		327331-P	06/81	378.265	381.402	383.373	384.372	384.404
Concrete block and brick.....		327331-0	12/06	179.375	180.863	181.798	182.271	182.287
Structural concrete block, lightweight units (weighing less than 105 lb/cubic ft.) (dry weight).....		327331-01	06/81	345.039	346.789	346.742	347.521	347.521
Structural concrete block, mediumweight units (weighing 105 - 124 lb/cubic ft.) (dry weight).....		327331-02	06/81	445.944	462.019	462.019	462.019	462.736
Structural concrete block, normalweight units (weighing 125 lb or more/cubic ft.) (dry weight).....		327331-03	06/81	435.426	435.827	435.975	436.440	436.440
Decorative concrete block (including screen, split, slump, shadowal block, etc.).....		327331-04	06/81	335.469	336.450	338.534	338.887	338.887
Concrete pavers (including grid, interlocking, etc.).....		327331-05	06/81	368.925	373.621	377.583	378.597	378.597
Concrete brick.....		327331-06	06/81	351.033	352.372	352.372	355.042	355.042
Secondary products and miscellaneous receipts.....		327331-SM						
Miscellaneous receipts.....		327331-M	06/81	308.180	308.180	314.238	314.238	314.238
Secondary products.....		327331-S	06/81	323.758	325.969	327.065	327.298	327.992
Concrete pipe manufacturing.....	327332		12/03	237.642	237.642	237.637	236.311	236.787
Primary products.....		327332-P	12/03	237.280	237.280	237.280	235.914	236.388
Concrete pipe.....		327332-0	12/03	237.280	237.280	237.280	235.914	236.388
Concrete storm sewer pipe.....		327332-02	12/99	312.060	312.060	312.060	309.966	310.692
Concrete pipe, except concrete culvert and storm sewer pipe.....		327332-03	06/94	272.267	272.267	272.267	272.267	272.267
Secondary products and miscellaneous receipts.....		327332-SM1						
Other concrete product manufacturing.....	32739		12/03	250.663	251.795	251.757	251.597	250.544
Other concrete product manufacturing.....	327390		12/03	250.712	251.843	251.806	251.646	250.592
Primary products.....		327390-P	12/03	246.250	247.424	247.384	247.218	246.126
Precast concrete products.....		327390-1	12/79	444.456	446.791	446.787	446.559	445.470
Precast concrete slabs and tile, roof and floor units.....		327390-11	07/85	393.008	393.008	393.008	393.008	393.008
Precast concrete architectural wall panels.....		327390-12	11/84	371.066	371.124	371.124	371.124	359.898
Burial vaults and boxes, precast concrete.....		327390-13	12/79	490.159	490.159	493.553	493.553	493.553

See footnotes at end of table.

Table 11. Producer price indexes for net output of selected industries and their products, not seasonally adjusted — Continued
[May 2024]

Title ¹	Industry code	Product code	Index base	Unadjusted index ²				
				Jan. 2024	Feb. 2024 ^P	Mar. 2024 ^P	Apr. 2024 ^P	May 2024 ^P
Other concrete product manufacturing - Continued								
Precast concrete products (excl burial vaults and boxes, slabs and tile, and arch. wall panels).....		327390-14	12/79	418.433	421.414	421.182	420.889	421.812
Prestressed concrete products.....		327390-4	12/79	434.579	435.562	435.156	434.502	428.125
Prestressed concrete products (excl bridge beams and solid and hollow cored slabs and panels).....		327390-43	06/94	239.337	239.337	239.337	239.337	236.474
Prestressed concrete bridge beams.....		327390-46	01/17	208.528	208.278	207.744	206.883	205.505
Prestressed concrete solid and hollow cored slabs and panels.....		327390-47	01/17	162.023	165.031	165.031	165.031	157.897
Secondary products and miscellaneous receipts.....		327390-SM						
Secondary products.....		327390-S	12/79	644.333	644.333	644.333	644.333	644.333
Lime and gypsum product manufacturing.....	3274		12/03	255.566	262.026	265.786	264.844	265.708
Lime manufacturing.....	32741		12/03	346.560	358.229	362.083	362.611	363.094
Lime manufacturing.....	327410		12/85	445.584	460.587	465.543	466.222	466.843
Primary products.....		327410-P	12/85	464.034	479.499	484.797	485.573	485.927
Lime.....		327410-0	12/04	337.934	349.196	353.055	353.620	353.878
Secondary products and miscellaneous receipts.....		327410-SM1						
Gypsum product manufacturing.....	32742		12/03	234.407	239.316	243.200	241.705	242.738
Gypsum product manufacturing.....	327420		06/81	382.986	391.006	397.352	394.910	396.598
Primary products.....		327420-P	06/81	411.209	419.834	426.658	424.032	425.847
Gypsum building materials.....		327420-1	12/93	343.912	352.550	359.384	356.754	356.754
Other gypsum products.....		327420-5	01/00	243.423	243.423	243.423	243.423	249.939
Secondary products and miscellaneous receipts.....		327420-SM						
Other nonmetallic mineral products.....	3279		12/84	266.749	268.474	268.794	269.145	270.103
Abrasive product manufacturing.....	32791		12/03	180.710	180.505	181.835	180.608	180.566
Abrasive product manufacturing.....	327910		12/80	301.633	301.293	303.507	301.465	301.395
Primary products.....		327910-P	12/80	318.424	318.019	320.389	318.196	318.121
Nonmetallic sized grains, powders, and flour abrasives (incl. graded only).....		327910-1	06/87	256.722	256.722	256.722	256.722	256.722
Nonmetallic abrasive products (including diamond abrasives).....		327910-4	12/80	314.705	315.436	316.676	317.031	316.693
Nonmetallic coated abrasive products and buffing wheels, polishing wheels, and laps.....		327910-7	12/80	373.046	373.825	380.105	380.105	380.105
Secondary products and miscellaneous receipts.....		327910-SM						
Miscellaneous receipts.....		327910-M	12/80	368.085	374.354	375.472	375.472	375.472
All other nonmetallic mineral product mfg.....	32799		12/03	205.651	207.317	207.290	207.922	208.830
Cut stone and stone product manufacturing.....	327991		12/84	248.685	250.284	250.284	250.284	250.284
Primary products.....		327991-P	12/84	242.524	244.113	244.113	244.113	244.113
Dressed dimension granite (including gneiss, syenite, diorite, and cut granite).....		327991-1	12/84	236.479	238.501	238.501	238.501	238.501
Dressed dimension limestone (including dolomite, travertine, calcareous, tufa, & cut limestone).....		327991-4	12/84	215.170	215.170	215.170	215.170	-
Dressed dimension marble and other stone.....		327991-7	12/84	243.923	245.062	245.062	245.062	245.062
Secondary products and miscellaneous receipts.....		327991-SM						
Secondary products.....		327991-S	12/84	222.208	222.289	222.289	222.289	222.289
Ground or treated mineral and earths manufacturing.....	327992		06/85	314.416	315.065	314.046	319.061	319.536
Primary products.....		327992-P	06/85	308.123	308.770	307.755	312.754	313.227
Ground or treated minerals and earths.....		327992-0	06/85	308.123	308.770	307.755	312.754	313.227
Treated lightweight aggregate and crushed slag, minerals and earths.....		327992-04	12/14	156.459	155.665	154.958	158.924	159.464
Other minerals or earths, treated.....		327992-06	12/14	89.360	90.232	89.948	90.798	90.812
Secondary products and miscellaneous receipts.....		327992-SM						
Mineral wool manufacturing.....	327993		12/81	300.269	305.675	306.572	306.604	309.170
Primary products.....		327993-P	12/81	300.556	305.979	306.879	306.911	309.485
Mineral wool for thermal and acoustical envelope insulation.....		327993-1	12/81	302.834	309.353	312.369	311.329	313.980
Mineral wool for industrial, equipment, and appliance insulation.....		327993-4	12/81	259.169	262.591	260.861	262.163	264.315
Secondary products and miscellaneous receipts.....		327993-SM						
Miscellaneous nonmetallic mineral products manufacturing.....	327999		12/03	185.910	185.910	185.465	185.465	186.561
Primary products.....		327999-P	12/03	184.796	184.796	184.347	184.347	185.252
All other nonmetallic mineral products.....		327999-0	12/03	184.796	184.796	184.347	184.347	185.252
Other nonmetallic mineral products.....		327999-09	06/06	121.216	121.216	120.605	120.605	120.734
Secondary products and miscellaneous receipts.....		327999-SM						
Primary metal mfg.....	331		12/84	288.188	294.545	282.317	280.329	285.686
Iron & steel mills & ferroalloy mfg.....	3311		12/03	260.216	272.236	248.613	241.909	245.070
Iron & steel mills & ferroalloy mfg.....	33111		12/03	260.216	272.236	248.613	241.909	245.070
Iron and steel mills and ferroalloy mfg.....	331110		06/82	279.275	292.192	266.808	259.604	263.000
Primary products.....		331110-P	06/82	287.264	301.619	273.477	265.487	269.254
Steel ingots and semifinished products.....		331110-3	06/82	479.244	475.942	463.963	460.182	462.013
Ferroalloys and related products.....		331110-6	12/09	92.897	91.450	89.093	89.008	88.939

See footnotes at end of table.

Table 11. Producer price indexes for net output of selected industries and their products, not seasonally adjusted — Continued
 [May 2024]

Title ¹	Industry code	Product code	Index base	Unadjusted index ²				
				Jan. 2024	Feb. 2024 ^P	Mar. 2024 ^P	Apr. 2024 ^P	May 2024 ^P
Iron and steel mills and ferroalloy mfg - Continued								
Hot rolled steel bars, plates, and structural shapes.....		331110-7	06/82	281.779	288.496	289.368	285.167	280.587
Hot rolled steel bars, plates, and structural shapes, carbon.....		331110-71	12/17	162.182	166.714	167.326	164.897	161.931
Hot rolled steel bars, plates, and structural shapes, alloy.....		331110-76	12/10	141.307	138.488	137.721	—	—
Secondary products and miscellaneous receipts.....		331110-SM						
Steel product mfg from purchased steel.....	3312		12/03	294.239	295.105	285.191	280.383	277.768
Iron & steel pipe and tube mfg from purchased steel.....	33121		12/03	332.575	336.624	327.205	320.952	320.491
Iron and steel pipe and tube manufacturing from purchased steel.....	331210		06/82	475.676	481.463	467.981	459.038	458.373
Primary products.....		331210-P	06/82	488.551	494.825	481.610	472.443	472.074
Iron and steel pipes and tubes, from purchased iron and steel.....		331210-0	06/82	488.551	494.825	481.610	472.443	472.074
Pipe and tube, carbon.....		331210-02	12/10	188.584	191.691	185.327	179.804	179.973
Pipe and tube, alloy.....		331210-03	12/10	140.643	—	—	—	—
Pipe and tube, stainless.....		331210-04	12/10	120.136	120.032	119.758	120.528	119.428
Secondary products and miscellaneous receipts.....		331210-SM1						
Rolling & drawing of purchased steel.....	33122		12/03	262.331	260.625	250.353	246.732	242.390
Rolled steel shape mfg.....	331221		06/82	331.091	326.006	303.727	296.620	287.848
Primary products.....		331221-P	06/82	304.115	298.967	277.413	270.935	262.436
Cold rolled steel sheet and strip, made from purchased steel.....		331221-1	06/82	344.913	336.342	300.983	293.778	280.938
Cold finished steel bars and bar shapes, made from purchased steel.....		331221-3	06/82	267.184	267.125	266.021	260.096	257.861
Secondary products and miscellaneous receipts.....		331221-SM						
Steel wire drawing.....	331222		06/82	302.345	303.311	300.833	299.219	297.527
Primary products.....		331222-P	06/82	308.520	309.661	307.032	305.320	303.518
Steel wire, including galvanized and other coated wire.....		331222-5	06/82	283.358	283.947	280.584	279.305	277.803
Carbon steel wire.....		331222-5A	06/82	284.434	285.294	284.340	283.987	281.811
Secondary products and miscellaneous receipts.....		331222-SM						
Miscellaneous receipts.....		331222-M	03/98	141.406	121.523	121.523	121.523	122.781
Alumina & aluminum production & processing.....	3313		12/03	150.147	150.378	149.849	151.219	157.474
Alumina & aluminum production & processing.....	33131		12/03	150.234	150.464	149.936	151.306	157.565
Secondary smelting and alloying of aluminum.....	331314		12/03	168.197	168.499	169.028	170.020	177.407
Primary products.....		331314-P	06/80	181.455	181.784	182.364	183.449	191.610
Aluminum ingot, including billet, made by secondary smelters.....		331314-2	12/03	168.967	169.356	169.956	171.079	179.449
Aluminum and aluminum-base alloys powders, paste, and flakes.....		331314-5	12/03	145.316	144.945	144.945	144.945	145.573
Secondary products and miscellaneous receipts.....		331314-SM						
Aluminum sheet, plate, and foil mfg.....	331315		06/81	197.928	198.786	197.611	199.136	210.838
Primary products.....		331315-P	06/81	204.485	205.414	204.101	205.723	218.239
Aluminum sheet, plate, and foil.....		331315-0	06/81	204.485	205.414	204.101	205.723	218.239
Secondary products and miscellaneous receipts.....		331315-SM2						
Other aluminum rolling, drawing, and extruding.....	331318		12/81	253.873	253.481	252.571	253.438	259.420
Primary products.....		331318-P	12/81	263.555	263.136	262.284	263.070	269.459
Other extruded aluminum shapes, including rod, bar, and wire.....		331318-0	12/81	280.463	280.018	279.111	279.948	286.746
Secondary products and miscellaneous receipts.....		331318-SM						
Nonferrous (exc alum) production & processing.....	3314		12/03	277.494	278.059	283.068	292.517	307.086
Nonferrous metal (except aluminum) smelting and refining.....	33141		12/03	287.279	291.829	295.404	299.526	—
Nonferrous metal (except aluminum) smelting and refining.....	331410		12/09	113.086	114.877	116.285	117.907	—
Primary products.....		331410-P	12/09	117.496	119.406	120.783	122.504	—
Primary smelting and refining of copper.....		331410-1	06/80	302.530	—	—	—	—
Secondary products and miscellaneous receipts.....		331410-SM1						
Copper rolling/drawing/extruding & alloying.....	33142		12/03	312.062	311.933	317.347	331.704	354.921
Copper rolling, drawing, extruding, and alloying.....	331420		12/11	123.222	123.172	125.308	130.972	140.136
Primary products.....		331420-P	12/11	123.531	123.476	125.722	131.814	141.341
Copper wire and cable.....		331420-A	12/03	275.052	275.389	280.325	295.769	325.541
Copper and copper alloy mill shapes, except wire and cable.....		331420-B	12/22	99.794	99.641	101.476	105.928	110.732
Secondary products and miscellaneous receipts.....		331420-SM						
Miscellaneous receipts.....		331420-M	12/11	140.559	141.254	—	—	—
Other nonferrous roll/draw/extruding/alloying.....	33149		12/03	243.731	243.710	248.906	255.328	257.956
Nonferrous metal (except copper and aluminum) rolling, drawing, and extruding.....	331491		12/03	221.654	223.649	223.374	228.217	228.751
Primary products.....		331491-P	12/03	191.898	193.576	193.347	197.604	198.008
All other nonferrous metal mill shapes.....		331491-D	06/82	332.590	340.099	338.787	347.921	347.443
Nickel and nickel-base alloy mill shapes.....		331491-2	06/82	258.683	266.272	265.784	266.518	266.677
Titanium and titanium-base alloy mill shapes.....		331491-3	06/82	192.747	194.127	194.127	194.788	195.939
Secondary products and miscellaneous receipts.....		331491-SM						
Secondary products.....		331491-S	06/82	377.146	377.889	375.569	375.296	375.469

See footnotes at end of table.

Table 11. Producer price indexes for net output of selected industries and their products, not seasonally adjusted — Continued
 [May 2024]

Title ¹	Industry code	Product code	Index base	Unadjusted index ²				
				Jan. 2024	Feb. 2024 ^P	Mar. 2024 ^P	Apr. 2024 ^P	May 2024 ^P
Secondary smelting, refining, and alloying of nonferrous metal (except copper and aluminum).....	331492		12/03	269.003	267.090	277.835	285.900	290.638
Primary products.....		331492-P	12/03	269.020	265.065	276.157	284.678	289.865
All other miscellaneous secondary nonferrous metals, including secondary lead and zinc.....		331492-B	06/11	86.124	83.714	84.983	85.786	90.487
Nonferrous metal powders, paste, and flakes (excluding aluminum and copper)...		331492-1	06/85	250.192	249.769	254.020	255.912	256.886
Secondary products and miscellaneous receipts.....		331492-SM						
Foundries.....	3315		12/03	205.570	206.359	206.437	206.419	207.396
Ferrous metal foundries.....	33151		12/84	296.958	297.212	296.953	295.907	295.764
Iron foundries.....	331511		12/80	352.155	352.486	351.955	351.344	351.276
Primary products.....		331511-P	12/80	338.769	339.134	338.502	337.795	337.727
Cast iron pressure and soil pipe and fittings, all sizes.....		331511-B	12/03	445.144	445.193	445.182	445.024	445.759
Standard and pearlitic malleable iron castings.....		331511-T	06/12	191.315	191.251	191.246	190.166	189.153
Other ductile iron castings.....		331511-3	06/86	219.148	219.558	218.556	217.595	217.481
Other gray iron castings (including molds and stools for heavy steel ingots).....		331511-9	12/03	213.456	213.635	213.728	214.029	214.087
Secondary products and miscellaneous receipts.....		331511-SM						
Steel investment foundries.....	331512		06/81	362.659	362.659	362.659	358.646	357.799
Primary products.....		331512-P	06/81	345.385	345.385	345.385	341.539	340.727
Steel investment castings.....		331512-0	06/81	345.385	345.385	345.385	341.539	340.727
Secondary products and miscellaneous receipts.....		331512-SM						
Secondary products.....		331512-S	06/81	523.302	523.302	523.302	523.302	523.302
Steel foundries, except investment.....	331513		06/81	285.886	286.339	286.330	286.322	286.556
Primary products.....		331513-P	12/03	215.835	216.165	216.157	216.151	216.332
Carbon steel castings, except investment.....		331513-1	06/81	310.374	310.990	310.984	310.951	311.952
Alloy steel castings, excluding investment.....		331513-4	12/17	149.883	150.088	150.082	150.082	150.082
High alloy steel castings, except investment.....		331513-41	06/81	406.080	406.946	406.920	406.920	—
Other alloy steel castings, except investment.....		331513-43	12/03	203.170	203.170	203.170	203.170	203.170
Secondary products and miscellaneous receipts.....		331513-SM						
Nonferrous metal foundries.....	33152		12/84	252.660	254.673	255.206	256.385	259.417
Nonferrous metal die-casting foundries.....	331523		12/11	119.897	119.967	119.919	120.018	120.942
Primary products.....		331523-P	12/11	120.986	121.059	121.009	121.111	122.068
Aluminum die-castings.....		331523-1	06/83	189.066	189.493	189.514	189.727	190.946
Nonferrous (except aluminum) die-castings.....		331523-3	06/91	255.917	254.487	253.888	253.828	257.251
Secondary products and miscellaneous receipts.....		331523-SM						
Secondary products.....		331523-S	12/11	112.557	112.555	112.526	—	—
Aluminum foundries, except die-casting.....	331524		06/91	237.187	241.186	242.253	242.354	243.713
Primary products.....		331524-P	06/91	215.510	219.903	221.076	221.187	222.680
Aluminum castings, excluding die-castings.....		331524-0	06/91	215.510	219.903	221.076	221.187	222.680
Secondary products and miscellaneous receipts.....		331524-SM						
Secondary products.....		331524-S1	06/08	304.283	304.283	304.283	304.283	304.283
Other nonferrous metal foundries, except die-casting.....	331529		12/11	148.168	150.443	151.239	154.040	158.439
Primary products.....		331529-P	12/11	144.599	146.920	147.734	150.599	155.089
Copper foundries (excluding die-casting).....		331529-5	06/83	402.475	403.218	407.703	423.471	448.186
Secondary products and miscellaneous receipts.....		331529-SM						
Fabricated metal product mfg.....	332		12/84	281.886	282.236	282.599	283.133	283.559
Forging & stamping.....	3321		12/03	176.912	177.417	178.122	178.394	178.227
Forging & stamping.....	33211		12/03	176.941	177.445	178.151	178.423	178.256
Iron and steel forging.....	332111		12/83	192.447	195.707	198.704	198.706	197.567
Primary products.....		332111-P	12/83	188.338	191.691	194.772	194.774	193.603
Hot impression die impact, press and upset steel forgings.....		332111-1	12/83	199.870	204.979	209.665	209.668	208.126
Hot impression die impact, press and upset carbon steel forgings.....		332111-11	12/83	207.273	—	—	—	—
Hot impression die impact, press and upset alloy steel forgings.....		332111-12	12/83	181.205	182.356	182.207	182.213	180.446
Secondary products and miscellaneous receipts.....		332111-SM						
Nonferrous forging.....	332112		12/83	185.418	186.324	187.933	187.848	187.694
Primary products.....		332112-P	12/83	205.705	206.735	208.578	208.482	208.306
Hot impression die impact, press and upset nonferrous forgings.....		332112-4	12/83	218.923	220.147	222.338	222.224	222.014
Hot impression die impact, press, and upset aluminum and aluminum alloy forgings.....		332112-41	12/83	235.808	235.618	239.114	238.910	238.535
Hot impression die impact, press, and upset titanium and titanium alloy forgings.....		332112-42	12/83	169.117	172.473	172.473	172.473	172.473
Other nonferrous hot impression die impact, press, and upset forgings.....		332112-43	06/98	222.992	222.992	225.624	225.624	225.624
Secondary products and miscellaneous receipts.....		332112-SM						
Custom roll forming.....	332114		12/03	181.545	181.442	181.442	181.442	181.442
Primary products.....		332114-P	12/84	206.737	206.602	206.602	206.602	206.602
Custom roll formed products (steel, aluminum and other metal).....		332114-0	06/90	200.721	200.590	200.590	200.590	200.590

See footnotes at end of table.

Table 11. Producer price indexes for net output of selected industries and their products, not seasonally adjusted — Continued
 [May 2024]

Title ¹	Industry code	Product code	Index base	Unadjusted index ²				
				Jan. 2024	Feb. 2024 ^P	Mar. 2024 ^P	Apr. 2024 ^P	May 2024 ^P
Custom roll forming - Continued								
Secondary products and miscellaneous receipts.....		332114-SM						
Powder metallurgy part mfg.....	332117		12/03	135.268	135.585	135.585	135.685	135.674
Primary products.....		332117-P	12/03	135.871	136.189	136.189	136.289	136.279
Powder metallurgy parts.....		332117-0	12/91	139.449	139.775	139.775	139.878	139.868
Other metal stamping, except automotive.....	332119		06/84	261.253	260.353	260.238	261.268	261.583
Primary products.....		332119-P	12/03	203.346	203.049	203.823	204.159	204.346
Metal job stampings, except automotive.....		332119-3	06/84	269.586	268.905	271.115	271.311	271.738
Motor and generator metal job stampings.....		332119-32	06/07	129.730	—	—	—	—
Other metal job stampings.....		332119-33	06/07	179.892	179.565	181.200	181.498	181.578
Other metal stampings, n.e.c., incl. stamped and pressed metal, and crowns and closures.....		332119-9	01/24	100.000	100.000	99.774	100.068	100.068
Secondary products and miscellaneous receipts.....		332119-SM						
Miscellaneous receipts.....		332119-M	12/03	—	167.339	162.583	162.420	163.003
Secondary products.....		332119-S	12/03	—	135.409	135.409	144.506	144.506
Cutlery & handtool mfg.....	3322		12/03	165.286	165.059	164.963	165.694	166.402
Cutlery & handtool mfg.....	33221		12/03	165.270	165.042	164.947	165.677	166.385
Metal cookware, cutlery, and flatware mfg.....	332215		12/11	129.149	129.149	128.622	129.969	129.969
Primary products.....		332215-P	12/11	128.499	128.499	128.000	129.229	129.229
Cutlery, scissors, shears, trimmers, and snips.....		332215-2	12/83	298.340	298.340	286.891	300.186	300.186
Secondary products and miscellaneous receipts.....		332215-SM						
Miscellaneous receipts.....		332215-M	12/11	136.040	136.040	133.927	141.996	141.996
Secondary products.....		332215-S	12/11	135.896	135.896	135.896	135.896	135.896
Saw blade, handsaw, and hand and edge tool mfg.....	332216		12/11	138.257	137.976	138.128	138.339	139.219
Primary products.....		332216-P	12/11	137.793	137.493	137.653	137.876	138.271
Edge tools, hand-operated.....		332216-4	06/96	213.705	213.705	213.705	213.705	213.705
All other miscellaneous hand tools, except handsaws.....		332216-7	12/11	135.426	134.351	134.351	134.351	134.690
Secondary products and miscellaneous receipts.....		332216-SM						
Miscellaneous receipts.....		332216-M	12/11	136.165	136.165	136.165	136.165	136.165
Secondary products.....		332216-S	12/11	138.289	138.285	138.328	138.375	148.375
Architectural & structural metals mfg.....	3323		12/03	259.963	259.402	259.381	259.901	260.642
Plate work & fabricated structural prod mfg.....	33231		12/03	283.683	281.033	280.042	279.166	279.176
Prefabricated metal buildings and components mfg.....	332311		12/81	518.599	519.763	522.298	518.788	517.709
Primary products.....		332311-P	12/81	537.046	537.816	541.445	538.011	536.785
Prefabricated metal bldg & component systems (excl. farm service bldgs, resid. bldgs, & parts).....		332311-1	12/81	586.831	586.844	592.986	587.211	586.080
Other prefabricated and portable metal buildings and parts.....		332311-3	12/81	432.562	434.934	433.254	434.768	433.338
Secondary products and miscellaneous receipts.....		332311-SM						
Fabricated structural metal mfg.....	332312		12/03	280.482	276.402	274.747	273.941	274.015
Primary products.....		332312-P	06/82	364.342	358.566	356.228	355.083	355.188
Fabricated structural metal bar joists and concrete reinforcing bars.....		332312-1	06/82	370.295	361.801	356.897	354.352	354.382
Fabricated structural iron and steel for industrial buildings metal bar joists, short span.....		332312-11	06/11	180.584	179.849	179.840	179.840	179.840
Fabricated structural iron & steel for commercial, residential, institutional, & public bldgs.....		332312-12	06/11	217.283	211.231	207.607	205.725	205.748
Other fabricated structural metal.....		332312-5	06/82	368.281	365.525	365.391	364.560	363.681
Fabricated structural metal for bridges.....		332312-6	06/82	265.436	256.500	256.033	262.830	271.175
Secondary products and miscellaneous receipts.....		332312-SM						
Plate work mfg.....	332313		12/03	224.927	226.157	226.157	226.157	226.435
Primary products.....		332313-P	12/03	222.292	222.292	222.292	222.292	222.292
Fabricated plate work (stacks and weldments).....		332313-0	03/80	337.154	337.154	337.154	337.154	337.154
Secondary products and miscellaneous receipts.....		332313-SM1						
Ornamental & architectural metal prod mfg.....	33232		12/03	239.590	241.038	241.951	243.823	245.274
Metal window and door mfg.....	332321		06/83	411.539	411.769	411.813	411.936	411.940
Primary products.....		332321-P	06/83	430.534	430.728	430.775	430.908	430.899
Metal molding and trim and store fronts.....		332321-B	06/83	1,067.272	1,067.422	1,067.304	1,067.304	1,067.319
Metal windows (except storm sash).....		332321-D	06/83	404.804	405.174	405.174	405.174	405.885
Metal doors (except storm doors).....		332321-1	06/83	418.884	419.066	419.138	419.329	419.137
Metal window and door screens (except combination screens) and metal weather strip.....		332321-9	06/83	345.239	345.239	345.239	345.239	345.239
Secondary products and miscellaneous receipts.....		332321-SM						
Secondary products.....		332321-S	06/83	341.179	342.449	342.467	342.467	342.761
Sheet metal work mfg.....	332322		12/82	299.445	301.553	303.664	303.298	302.902
Primary products.....		332322-P	12/82	295.869	298.210	299.988	299.780	299.339
Sheet metal electronic enclosures.....		332322-C	06/11	148.502	148.394	149.637	149.470	149.449

See footnotes at end of table.

Table 11. Producer price indexes for net output of selected industries and their products, not seasonally adjusted — Continued
 [May 2024]

Title ¹	Industry code	Product code	Index base	Unadjusted index ²				
				Jan. 2024	Feb. 2024 ^P	Mar. 2024 ^P	Apr. 2024 ^P	May 2024 ^P
Sheet metal work mfg - Continued								
Steel sheet metal computer & peripheral equipment enclosures.....		332322-C1	06/11	136.934	136.784	136.817	136.616	136.619
Aluminum sheet metal computer & peripheral equipment enclosures.....		332322-C2	06/11	179.103	179.031	179.371	179.369	179.365
Other sheet metal electronic enclosures (excluding computers).....		332322-C3	06/11	136.203	136.143	138.765	138.607	138.560
Other sheet metal work.....		332322-G	12/03	166.798	170.543	173.034	172.770	172.693
Aluminum and other sheet metal work.....		332322-G3	06/11	127.524	128.537	128.863	128.491	128.383
Sheet metal air-conditioning ducts and stove pipe.....		332322-1	12/03	291.053	291.053	289.838	289.838	289.838
Sheet metal roofing and roof drainage equipment.....		332322-7	12/03	248.563	246.925	246.925	246.925	244.963
Secondary products and miscellaneous receipts.....		332323-SM						
Secondary products.....		332322-S	12/03	200.833	200.832	203.767	203.757	203.784
Ornamental and architectural metal work mfg.....	332323		12/83	494.035	499.889	500.861	520.239	535.852
Primary products.....		332323-P	12/83	535.171	541.501	542.567	564.156	581.579
Ornamental and architectural metal work.....		332323-8	12/97	403.550	404.020	404.113	435.194	469.857
Iron, steel, and aluminum stairs, staircases, and fire escapes.....		332323-81	12/83	592.650	592.650	592.650	-	-
Steel and aluminum fences, gates (not wire), and railings and window guards... ..		332323-82	12/97	294.850	295.901	296.111	304.084	314.644
Other architectural and ornamental work.....		332323-9	12/97	305.215	309.944	311.359	311.973	312.587
Other aluminum and metal architectural and ornamental work.....		332323-91	12/88	318.610	318.610	322.541	322.541	322.541
Secondary products and miscellaneous receipts.....		332323-SM						
Secondary products.....		332323-S	12/83	239.993	242.751	243.084	242.921	242.269
Boiler, tank & shipping container mfg.....	3324		12/03	227.150	227.339	226.965	226.678	227.980
Power boiler & heat exchanger mfg.....	33241		12/03	262.937	263.142	263.227	263.252	266.661
Power boiler and heat exchanger mfg.....	332410		12/03	263.113	263.318	263.403	263.429	266.838
Primary products.....		332410-P	12/03	263.596	263.787	263.883	263.899	267.523
Fabricated heat exchangers and steam condensers (excluding nuclear applications).....		332410-1	03/80	522.341	522.613	522.957	523.013	530.021
Secondary products and miscellaneous receipts.....		332410-SM						
Secondary products.....		332410-S	03/80	515.817	518.462	517.706	519.224	-
Metal tank (heavy gauge) mfg.....	33242		12/03	247.558	247.557	247.557	247.074	248.832
Metal tanks, heavy gauge, mfg.....	332420		12/03	247.425	247.424	247.424	246.941	248.699
Primary products.....		332420-P	12/03	242.882	242.882	242.882	242.346	243.586
Metal tanks, heavy gauge.....		332420-0	12/03	242.882	242.882	242.882	242.346	243.586
Secondary products and miscellaneous receipts.....		332420-SM						
Light gauge metal container mfg.....	33243		12/84	216.137	216.433	215.678	215.367	215.755
Metal can mfg.....	332431		06/81	214.296	214.329	213.395	213.011	212.804
Primary products.....		332431-P	06/81	212.994	213.017	212.083	211.699	211.491
Steel cans and tinware products.....		332431-1	06/81	334.318	334.318	330.748	331.409	330.613
Aluminum cans (including lids, ends, and parts shipped separately).....		332431-3	06/81	148.659	148.686	148.683	148.025	148.025
Secondary products and miscellaneous receipts.....		332431-SM						
Other metal container mfg.....	332439		12/03	265.408	267.141	267.141	267.141	270.608
Primary products.....		332439-P	12/03	274.449	277.816	277.816	277.816	281.850
Steel shipping barrels & drums, exc. beer barrels (more than 12-gallon capacity)...		332439-3	06/83	430.833	453.119	453.119	453.119	470.288
All other metal containers.....		332439-6	12/03	219.382	217.513	217.513	217.513	217.513
Secondary products and miscellaneous receipts.....		332439-SM						
Secondary products.....		332439-S	12/03	203.399	195.288	195.288	195.288	195.254
Hardware mfg.....	3325		12/03	200.205	202.283	200.746	200.473	200.419
Hardware mfg.....	33251		12/03	200.205	202.283	200.746	200.473	200.419
Hardware mfg.....	332510		06/85	268.535	271.322	269.260	268.894	268.822
Primary products.....		332510-P	06/85	256.444	259.043	256.986	256.618	256.501
All other miscellaneous hardware.....		332510-A	06/85	452.373	462.889	427.443	427.722	425.721
Furniture hardware (excluding cabinet hardware).....		332510-2	06/85	289.608	288.440	288.440	289.273	289.273
Builders' hardware, including fabricated metal safe and vault locks, & cabinet hardware.....		332510-4	06/85	290.609	294.933	294.933	294.933	294.933
Secondary products and miscellaneous receipts.....		332510-SM						
Miscellaneous receipts.....		332510-M	07/85	378.461	392.414	391.455	391.455	394.581
Secondary products.....		332510-S	06/85	328.512	328.089	328.735	328.940	328.985
Spring & wire product mfg.....	3326		12/03	269.148	269.090	268.239	267.900	268.147
Spring & wire product mfg.....	33261		12/03	269.148	269.090	268.239	267.900	268.147
Spring mfg.....	332613		12/11	215.654	215.779	215.169	215.087	215.414
Primary products.....		332613-P	12/11	228.571	228.683	228.246	228.154	228.518
Cold formed steel springs, except wire.....		332613-3	06/81	510.791	511.646	513.956	514.498	516.143
Precision mechanical wire springs.....		332613-5	12/82	289.614	289.614	289.611	288.527	288.563
Precision mechanical extension- and torsion-type wire springs.....		332613-51	06/01	225.906	225.906	225.906	223.671	223.671
Precision mechanical compression-type wire springs.....		332613-52	06/01	204.714	204.714	204.711	204.720	204.761
Secondary products and miscellaneous receipts.....		332613-SM						

See footnotes at end of table.

Table 11. Producer price indexes for net output of selected industries and their products, not seasonally adjusted — Continued
 [May 2024]

Title ¹	Industry code	Product code	Index base	Unadjusted index ²				
				Jan. 2024	Feb. 2024 ^P	Mar. 2024 ^P	Apr. 2024 ^P	May 2024 ^P
Spring mfg - Continued								
Secondary products.....		332613-S	12/11	118.870	119.132	116.813	116.815	116.815
Other fabricated wire product mfg.....	332618		12/82	329.806	329.447	328.262	327.571	327.640
Primary products.....		332618-P	12/82	316.682	316.359	315.287	315.446	315.363
Other ferrous wire products, excluding springs, made from purchased wire.....		332618-B	12/82	365.686	365.686	367.715	367.817	367.817
Other fabricated wire products, made from purchased wire.....		332618-2	06/85	168.288	168.288	166.810	166.810	166.810
Ferrous wire cloth and other ferrous woven wire products, made from purchased wire.....		332618-3	12/82	192.868	192.868	192.868	194.507	194.507
Steel fencing and fence gates, made from purchased wire.....		332618-7	12/82	458.579	453.865	453.394	453.394	452.400
Secondary products and miscellaneous receipts.....		332618-SM						
Secondary products.....		332618-S	12/82	702.915	706.638	708.252	706.926	707.402
Mach shops, turn prod, screw, nut, bolt mfg.....	3327		12/03	172.451	173.669	174.159	173.879	174.049
Machine shops.....	33271		12/03	150.690	152.080	152.222	152.222	152.546
Machine shops.....	332710		06/84	200.455	202.304	202.493	202.493	202.924
Primary products.....		332710-P	06/84	198.866	200.886	201.092	201.092	201.562
Machine shop job work and job order repairs.....		332710-0	06/84	197.478	199.484	199.689	199.689	200.156
Secondary products and miscellaneous receipts.....		332710-SM						
Turned product & screw, nut & bolt mfg.....	33272		12/84	256.940	258.196	259.419	258.580	258.533
Precision turned product mfg.....	332721		12/83	244.640	243.807	243.807	243.687	244.083
Primary products.....		332721-P	12/83	231.256	230.376	230.376	230.249	230.667
Precision turned products, automotive.....		332721-1	12/83	163.812	163.812	163.812	163.812	163.812
Precision turned products, except automotive.....		332721-3	12/83	261.403	260.070	260.070	259.877	260.511
Secondary products and miscellaneous receipts.....		332721-SM						
Bolt, nut, screw, rivet, and washer mfg.....	332722		06/82	302.342	307.397	310.890	308.703	307.871
Primary products.....		332722-P	06/82	311.305	316.789	320.580	317.942	317.038
Nonthreaded metal fasteners (except aircraft types).....		332722-B	06/82	277.671	277.021	277.021	277.021	277.021
Aircraft fasteners, except plastics (including aerospace).....		332722-1	06/82	662.014	700.247	700.247	735.383	735.383
Externally threaded metal fasteners (except aircraft types).....		332722-3	06/82	252.136	252.203	259.001	244.788	243.120
Hex bolts, including heavy, tap-and-joint (excluding high-strength structural & aircraft types).....		332722-3122	06/82	210.265	210.213	215.353	217.608	218.798
Other metal bolts, including square, round, plow, high-strength structural, & bent bolts.....		332722-3133	12/99	300.851	300.851	320.315	275.804	270.240
Cap, set, machine, lag, flange, and self-locking screws (except aircraft types) ..		332722-3144	12/87	299.090	299.668	298.800	298.622	298.759
Other externally threaded metal fasteners, including studs (except aircraft types).....		332722-3199	12/99	189.494	189.461	189.514	189.504	189.457
Internally threaded fasteners (except aircraft types).....		332722-5	06/82	154.958	154.958	155.580	155.578	155.578
Secondary products and miscellaneous receipts.....		332722-SM						
Miscellaneous receipts.....		332722-M	06/82	260.194	260.194	260.194	262.312	262.312
Coating/engrave/heat treating & other activity.....	3328		12/03	181.231	181.393	182.002	183.302	181.876
Coating/engrave/heat treating & other activity.....	33281		12/84	249.349	249.572	250.410	252.200	250.237
Metal heat treating.....	332811		06/85	276.800	277.978	280.717	290.350	283.821
Primary products.....		332811-P	06/85	235.240	236.241	238.569	244.685	239.183
Heat treating of metal for the trade (pickling, annealing, etc.).....		332811-0	06/85	235.240	236.241	238.569	244.685	239.183
Secondary products and miscellaneous receipts.....		332811-SM						
Metal coating and nonprecious engraving.....	332812		12/84	206.445	206.516	206.839	206.025	205.313
Primary products.....		332812-P	12/84	215.459	215.539	215.906	214.044	213.236
Metal coating, engraving, and allied services.....		332812-0	12/84	215.459	215.539	215.906	214.044	213.236
Secondary products and miscellaneous receipts.....		332812-SM						
Electroplating, anodizing and coloring metal.....	332813		12/84	262.565	262.228	262.346	262.656	262.377
Primary products.....		332813-P	12/84	267.534	267.114	267.114	267.114	267.114
Electroplating, plating, polishing, anodizing and coloring metal.....		332813-0	12/84	267.534	267.114	267.114	267.114	267.114
Secondary products and miscellaneous receipts.....		332813-SM						
Other fabricated metal product mfg.....	3329		12/03	215.065	215.287	216.152	217.165	217.484
Metal valve mfg.....	33291		12/03	236.002	236.798	238.132	240.398	241.216
Industrial valve mfg.....	332911		06/91	331.224	332.448	334.800	335.554	335.627
Primary products.....		332911-P	06/91	342.650	344.006	346.299	347.127	347.276
Automatic regulating and control valves and parts (except nuclear), power operated.....		332911-F	12/82	426.974	426.974	430.921	430.976	430.976
Industrial valves for water works and municipal equipment (IBBM, AWWA, and UL).....		332911-N	06/91	388.951	388.951	388.951	389.877	389.877
Industrial ball valves (all metals, pressures, and types), incl. manual & power operated.....		332911-Q	06/91	430.401	433.171	443.217	443.217	443.217
Industrial butterfly valves (all metals, pressures, and types), incl. manual & power operated.....		332911-R	06/91	270.781	279.297	285.387	286.858	286.858
All other miscellaneous industrial valves.....		332911-X	06/91	287.052	288.081	289.171	289.171	289.171

See footnotes at end of table.

Table 11. Producer price indexes for net output of selected industries and their products, not seasonally adjusted — Continued
 [May 2024]

Title ¹	Industry code	Product code	Index base	Unadjusted index ²				
				Jan. 2024	Feb. 2024 ^P	Mar. 2024 ^P	Apr. 2024 ^P	May 2024 ^P
Industrial valve mfg - Continued								
Gates, globes, angles and other industrial valves.....		332911-1	06/91	373.934	375.832	376.380	378.695	379.720
Secondary products and miscellaneous receipts.....		332911-SM						
Miscellaneous receipts.....		332911-M	06/91	250.871	250.871	254.158	254.158	254.158
Secondary products.....		332911-S	06/91	279.911	279.911	283.500	283.599	282.633
Fluid power valve and hose fitting mfg.....	332912		06/91	312.581	314.550	314.552	322.414	323.032
Primary products.....		332912-P	06/91	320.801	322.509	322.509	330.894	331.474
Nonaerospace type hydraulic and pneumatic assemblies of hose.....		332912-N	12/98	153.678	153.678	153.678	153.674	154.181
Nonaerospace type flared (metal) fittings, couplings and assemblies.....		332912-T	06/91	231.883	231.883	231.883	231.883	233.690
Nonaerospace type flareless fittings and couplings (incl. nonmetal fittings).....		332912-U	06/91	227.641	227.641	227.641	227.641	227.641
Aerospace type hydraulic fluid power valves.....		332912-1	06/91	184.937	187.935	187.935	187.935	187.935
Nonaerospace type hydraulic directional control valves.....		332912-5	06/91	243.918	251.400	251.400	252.756	252.756
Nonaerospace type hydraulic valves, except directional control.....		332912-7	12/98	269.240	269.240	269.240	275.282	275.282
Nonaerospace type pneumatic directional control valves.....		332912-9	06/91	261.977	262.752	262.752	266.011	265.036
Secondary products and miscellaneous receipts.....		332912-SM						
Plumbing fixture fitting and trim mfg.....	332913		06/83	369.850	369.850	369.850	369.850	370.804
Primary products.....		332913-P	06/83	367.691	367.691	367.691	367.691	368.680
Miscellaneous metal and nonmetal plumbing fixtures, fittings, and trim.....		332913-6	06/83	400.474	400.474	400.474	400.474	400.474
Metal and nonmetal lavatory and sink fittings, excluding single control.....		332913-7	06/98	196.737	196.737	196.737	196.737	196.895
Secondary products and miscellaneous receipts.....		332913-SM						
Other metal valve and pipe fitting mfg.....	332919		12/82	376.569	376.038	384.563	384.552	391.099
Primary products.....		332919-P	12/82	404.944	404.233	413.904	413.881	421.307
Metal fittings, flanges, and unions for pipe fittings.....		332919-4	12/82	487.429	487.216	500.536	500.504	510.733
Secondary products and miscellaneous receipts.....		332919-SM						
Secondary products.....		332919-S	12/82	245.384	246.528	246.528	246.662	246.662
All other fabricated metal product mfg.....	332999		12/03	200.278	200.071	200.575	200.669	200.588
Ball and roller bearing mfg.....	332991		06/83	348.626	358.269	359.993	359.993	359.743
Primary products.....		332991-P	06/83	336.254	344.577	346.400	346.400	345.762
Ball bearings, complete, unmounted.....		332991-1	06/83	288.282	289.381	292.867	292.867	292.759
Tapered roller bearings (including cups & cones), unmounted.....		332991-3	06/83	390.775	398.687	406.225	406.225	-
Other roller bearings, unmounted.....		332991-5	06/83	370.624	397.684	388.608	388.608	388.608
Mounted bearings (excluding plain).....		332991-7	06/83	484.689	484.943	485.282	485.282	480.484
Parts and components for ball and roller bearings (including balls and rollers) sold separately.....		332991-9	06/83	194.465	192.367	194.306	194.306	191.396
Secondary products and miscellaneous receipts.....		332991-SM						
Secondary products.....		332991-S	06/83	366.308	370.719	370.719	370.719	370.719
Small arms ammunition mfg.....	332992		06/85	318.344	318.406	318.573	318.573	318.573
Primary products.....		332992-P	06/85	354.428	354.506	354.713	354.713	354.713
Other ammunition products.....		332992-08	12/22	103.574	103.574	103.574	103.574	-
Secondary products and miscellaneous receipts.....		332992-SM						
Ammunition, except small arms, manufacturing.....	332993		12/85	299.724	299.724	302.038	302.038	302.038
Primary products.....		332993-P	12/85	247.430	247.430	249.340	249.340	249.340
Ammunition (excluding small arms), more than 30 mm (1.18 in.).....		332993-0	12/85	247.430	247.430	249.340	249.340	249.340
Fabricated pipe and pipe fitting mfg.....	332996		06/81	471.133	468.574	466.673	465.072	460.112
Primary products.....		332996-P	06/81	413.074	410.451	408.504	406.864	401.782
Fabricated pipe and pipe fittings made from purchased pipe.....		332996-0	12/02	273.171	271.437	270.149	269.064	265.704
Secondary products and miscellaneous receipts.....		332996-SM						
Miscellaneous fabricated metal product mfg.....	332999		12/03	187.710	185.727	186.664	187.188	187.958
Primary products.....		332999-P	12/03	180.989	180.272	181.020	181.674	182.500
All other miscellaneous fabricated metal products.....		332999-N	06/85	236.466	235.476	236.401	237.304	238.445
Secondary products and miscellaneous receipts.....		332999-SM						
Secondary products.....		332999-S	12/03	225.787	225.790	236.834	236.708	241.430
Small arms, ordnance, and ordnance accessories mfg.....	33299T		12/11	107.628	107.724	107.724	107.724	107.724
Primary products.....		33299T-P	12/11	107.909	107.909	107.909	107.909	107.909
Single barrel shotguns, other small firearms n.e.c., and parts & attachments for small arms.....		33299T-45	06/13	107.000	107.000	107.000	107.000	107.000
Secondary products and miscellaneous receipts.....		33299T-SM						
Machinery manufacturing.....	333		12/03	182.165	182.822	183.055	183.877	184.314
Agricultural, construction, and mining machinery mfg.....	3331		12/03	185.669	186.028	186.096	186.497	186.328
Agricultural implement manufacturing.....	33311		12/03	174.925	175.014	175.213	175.602	175.249
Farm machinery and equipment mfg.....	333111		12/82	290.135	290.426	290.852	291.676	290.895
Primary products.....		333111-P	12/82	290.509	290.799	291.215	291.999	291.218
Haying machinery and attachments.....		333111-A	12/82	330.929	330.929	331.845	335.619	335.619
Parts for farm machinery, for sale separately.....		333111-C	12/82	263.380	263.342	263.342	263.951	264.717

See footnotes at end of table.

Table 11. Producer price indexes for net output of selected industries and their products, not seasonally adjusted — Continued
 [May 2024]

Title ¹	Industry code	Product code	Index base	Unadjusted index ²				
				Jan. 2024	Feb. 2024 ^P	Mar. 2024 ^P	Apr. 2024 ^P	May 2024 ^P
Farm machinery and equipment mfg - Continued								
Farm plows, harrows, rollers, pulverizers, etc., and attachments.		333111-E	12/02	287.051	287.051	287.051	287.051	287.051
All other farm machinery and equipment, excluding parts, including attachments. . .		333111-G	12/82	368.730	368.860	369.064	369.877	369.877
Commercial turf and grounds care equipment, including parts and attachments. . . .		333111-J	12/82	259.883	259.944	260.358	262.015	262.015
Farm dairy equipment, sprayers and dusters, farm blowers, and attachments.		333111-4	12/82	279.633	279.633	279.633	279.633	279.633
Planting, seeding, and fertilizing machinery and attachments.		333111-7	12/82	287.852	289.878	291.955	291.955	291.955
Harvesting machinery (except hay and straw) and attachments.		333111-9	12/82	329.248	329.248	329.248	329.806	324.319
Secondary products and miscellaneous receipts.		333111-SM						
Miscellaneous receipts.		333111-M	12/82	312.269	313.122	313.122	313.122	313.176
Secondary products.		333111-S	12/82	280.531	280.421	281.106	284.002	284.289
Lawn and garden equipment mfg.	333112		12/82	170.063	169.864	169.868	169.894	169.936
Primary products.		333112-P	12/82	174.032	173.781	173.781	173.788	173.798
Consumer nonriding lawn, garden, and snow equipment.		333112-1	12/82	156.773	156.204	156.204	156.204	156.204
Consumer riding lawn, garden, and snow equipment.		333112-3	12/82	189.101	189.101	189.101	189.101	189.101
Parts and attachments for consumer lawn, garden, and snow equipment.		333112-7	06/03	160.298	160.534	160.534	160.607	160.705
Secondary products and miscellaneous receipts.		333112-SM						
Secondary products.		333112-S	12/82	145.810	146.158	146.214	146.437	146.826
Construction machinery manufacturing.	33312		12/03	193.443	193.855	193.813	194.251	194.197
Construction machinery mfg.	333120		12/80	345.628	346.363	346.288	347.071	346.974
Primary products.		333120-P	12/80	335.649	336.301	336.216	337.009	336.914
Power cranes, loaders, dozers, tractors, off-highway trucks, mixers, pavers, backhoes, etc.		333120-1	12/03	192.814	193.119	193.119	193.427	193.289
Power cranes, draglines, & shovels (excavators) (incl. surface mining equip.) (excluding parts).		333120-11	12/99	195.986	195.986	195.986	195.953	195.953
Mixers, pavers, and related equipment (excluding parts).		333120-12	12/80	350.323	350.323	350.323	350.323	347.967
Tractor shovel loaders (skid steer, wheel, crawler, and integral design backhoes).		333120-14	12/80	348.487	348.487	348.487	348.487	348.601
Construction wheel and crawler tractors, dozers, self-propelled log skidders, etc.		333120-15	12/03	195.859	195.859	195.859	198.707	198.707
Graders, rollers and compactors, forklifts, scrapers, trenchers, etc. (excluding parts).		333120-16	12/03	213.887	213.887	213.887	213.887	213.887
Construction machinery for mounting (excluding parts, winches, snow clearing attachments).		333120-17	12/99	190.001	194.803	194.803	194.803	194.803
Other construction machinery and equipment (excluding parts).		333120-8	12/03	190.945	191.509	191.148	191.148	191.465
Parts for construction machinery and equipment, sold separately.		333120-9	12/99	212.432	213.113	213.204	215.843	215.843
Parts for cranes, draglines, and shovels (including surface mining equipment) (sold separately).		333120-91	06/07	216.045	216.045	216.256	220.902	220.902
Parts for off-highway wheel tractors and shovel loaders (sold separately).		333120-92	06/07	156.242	154.174	154.174	154.174	154.174
Parts for other construction machinery (sold separately).		333120-93	06/07	157.249	158.589	158.589	159.555	159.555
Secondary products and miscellaneous receipts.		333120-SM						
Miscellaneous receipts.		333120-M	12/80	535.857	555.384	555.384	554.206	554.206
Mining and oil and gas field machinery mfg.	33313		12/03	201.835	202.693	202.693	203.066	203.066
Mining machinery and equipment mfg.	333131		06/81	427.637	433.268	433.268	435.716	435.716
Primary products.		333131-P	06/81	456.282	462.611	462.611	465.372	465.372
Mining machinery and equipment (except parts sold separately).		333131-2	09/19	148.070	150.647	150.647	151.112	151.112
Underground mining machinery (except parts sold separately).		333131-21	06/81	548.669	574.609	574.609	574.609	574.609
Mineral processing & beneficiation machinery (except parts sold separately). . . .		333131-23	06/81	515.827	515.827	-	-	-
Crushing, pulverizing & screening machinery (except parts sold separately).		333131-25	06/81	492.393	492.393	492.393	492.393	492.393
Drills and other mining machinery (except parts sold separately).		333131-27	06/81	493.186	494.038	494.038	498.825	-
Parts and attachments for mining machinery and equipment (sold separately).		333131-9	06/81	355.693	356.140	356.140	361.985	361.985
Secondary products and miscellaneous receipts.		333131-SM						
Miscellaneous receipts.		333131-M	06/81	303.948	303.948	303.948	303.948	303.948
Oil and gas field machinery and equipment mfg.	333132		12/80	323.511	323.513	323.513	323.513	323.513
Primary products.		333132-P	12/80	316.554	316.554	316.554	316.554	316.554
Oil and gas field production machinery and equipment (except pumps).		333132-A	12/80	281.467	281.467	281.467	281.467	281.467
Oil and gas field production machinery and equipment (except pumps and parts sold separately).		333132-A1	12/10	147.513	147.513	147.513	147.513	147.513
Rotary oil and gas field drilling machinery and equipment.		333132-1	12/86	328.265	328.265	328.265	328.265	328.265
Secondary products and miscellaneous receipts.		333132-SM						
Industrial machinery manufacturing.	3332		12/84	247.546	248.419	248.660	249.648	252.036
Other industrial machinery manufacturing.	33324		12/84	244.140	245.001	245.239	246.214	248.569
Food product machinery mfg.	333241		12/83	368.725	368.988	369.015	369.144	369.147
Primary products.		333241-P	12/83	384.135	384.431	384.431	384.431	384.431
Dairy and milk products plant machinery and equipment.		333241-1	12/83	353.991	353.991	353.991	353.991	353.991
Commercial food products machinery (except packaging and cooking equipment).		333241-3	12/83	349.821	350.020	350.020	350.020	350.020
Industrial food products machinery for processing foods, beverages, & animal & fowl feed.		333241-5	12/83	384.157	384.635	384.635	384.635	384.635

See footnotes at end of table.

Table 11. Producer price indexes for net output of selected industries and their products, not seasonally adjusted — Continued
 [May 2024]

Title ¹	Industry code	Product code	Index base	Unadjusted index ²				
				Jan. 2024	Feb. 2024 ^P	Mar. 2024 ^P	Apr. 2024 ^P	May 2024 ^P
Food product machinery mfg - Continued								
Other industrial food and feed machinery.....		333241-51	12/12	149.918	150.024	150.024	150.024	150.024
Machinery for sorting, grading, and cleaning fruits, vegetables, eggs, and for processing meat.....		333241-52	12/12	160.310	160.310	160.310	160.310	160.310
Parts and attachments for industrial food and feed products machinery.....		333241-53	12/12	145.334	146.993	146.993	146.993	146.993
Secondary products and miscellaneous receipts.....		333241-SM						
Miscellaneous receipts.....		333241-M	12/83	231.892	231.837	231.838	232.193	232.193
Secondary products.....		333241-S	12/83	343.268	343.381	344.680	349.930	350.055
Semiconductor machinery mfg.....	333242		12/03	98.807	98.841	98.994	99.094	104.046
Primary products.....		333242-P	12/03	97.068	97.099	97.253	97.353	102.309
Semiconductor machinery and parts.....		333242-0	06/87	124.890	124.930	125.128	125.256	131.633
Secondary products and miscellaneous receipts.....		333242-SM						
Miscellaneous receipts.....		333242-M	12/03	112.508	112.696	112.696	112.696	112.696
Sawmill, woodworking and paper machinery mfg.....	333243		12/11	150.437	150.905	151.625	151.673	151.678
Primary products.....		333243-P	12/11	149.821	150.303	151.050	151.096	151.096
Sawmill and woodworking machinery.....		333243-A	12/80	361.123	362.569	363.572	363.433	363.433
Sawmill and woodworking machinery, excluding parts & attachments.....		333243-A3	06/12	184.066	184.932	185.279	185.265	185.265
Parts, attachments & accessories for sawmill & woodworking machinery.....		333243-A4	06/12	164.839	164.839	166.138	165.782	165.782
Paper industry machinery.....		333243-B	06/82	288.626	289.406	291.262	291.484	291.484
Paper industry machinery, excluding parts & attachments.....		333243-B1	12/03	150.658	150.954	152.382	152.371	152.371
Parts and attachments for paper industry machinery.....		333243-B2	06/82	289.845	291.100	291.016	291.775	291.775
Secondary and miscellaneous receipts.....		333243-SM						
Miscellaneous receipts.....		333243-M	12/11	153.836	153.836	153.836	153.919	154.068
All other industrial machinery mfg.....	333248		12/11	175.117	176.066	176.139	177.285	177.264
Primary products.....		333248-P	12/11	181.321	182.346	182.419	183.648	183.613
Printing machinery and equipment mfg.....		333248-4	12/82	185.746	184.762	185.679	185.321	184.888
All other miscellaneous printing trades machinery, including parts.....		333248-4A	12/88	141.347	140.260	141.273	140.877	140.399
Other printing machinery and equipment, including pre-press preparation and typesetting.....		333248-4A7	06/01	100.395	98.857	100.031	99.471	98.795
Parts, attachments, and accessories for printing trades machinery.....		333248-4A8	06/01	137.229	137.229	137.586	137.586	137.586
Other industrial machinery.....		333248-9	12/11	181.739	182.942	182.942	184.313	184.313
Plastics-working machinery and equipment and parts, excluding patterns and molds.....		333248-91	12/81	257.428	257.428	257.428	257.428	257.428
Plastics-working machinery and equipment, excluding patterns, molds, and parts sold separately.....		333248-919	12/08	133.780	133.780	133.780	133.780	133.780
Textile machinery (except parts, attachments, and accessories).....		333248-95	12/80	212.183	212.183	212.183	212.183	212.183
Parts and attachments for textile machinery.....		333248-97	12/80	237.995	237.995	237.995	237.995	237.995
All other industrial machinery.....		333248-98	12/03	249.639	251.839	251.839	254.302	254.302
Secondary products and miscellaneous receipts.....		333248-SM						
Commercial and service industry machinery manufacturing.....	3333		12/03	154.850	154.776	154.611	155.058	155.060
Commercial and service industry machinery manufacturing.....	33331		12/03	154.834	154.760	154.594	155.042	155.044
Commercial and service industry machinery mfg.....	333310		12/11	142.047	141.979	141.828	142.238	142.240
Primary products.....		333310-P	12/11	141.982	141.907	141.750	142.223	142.219
Optical instruments and lenses (incl. parts).....		333310-4	06/91	129.685	129.102	129.117	131.030	130.939
Sighting, tracking, and fire-control equipment, optical type.....		333310-41	12/85	143.757	140.030	140.030	141.027	141.027
All other miscellaneous optical instruments and lenses (incl. binoculars and astronomical).....		333310-43	12/98	121.127	121.506	121.525	123.648	123.532
Commercial cooking and food warming equipment (incl. parts).....		333310-5	06/82	441.215	441.215	438.740	438.740	438.896
Other commercial and service industry machinery.....		333310-9	05/23	101.452	101.459	101.461	101.651	101.651
Commercial laundry and drycleaning machinery (incl. parts).....		333310-93	12/82	350.256	350.256	350.256	350.256	350.256
Commercial and industrial floor and carpet cleaning machines, ex. vacuum cleaners.....		333310-95	09/16	148.389	148.389	148.389	148.389	148.389
Electronic teaching machines, teaching aids, etc., (incl. kits).....		333310-97	09/16	104.281	104.281	104.281	104.281	-
All other parts and attachments for service industry equipment.....		333310-98	06/07	150.987	151.406	151.406	155.299	155.299
Other service industry equipment.....		333310-99	09/16	134.877	134.877	134.880	135.121	135.121
Secondary products and miscellaneous receipts.....		333310-SM						
Miscellaneous receipts.....		333310-M	12/22	103.844	104.096	104.096	104.096	104.259
Secondary products.....		333310-S	12/22	102.973	102.973	103.218	103.218	103.218
HVAC and commercial refrigeration equipment.....	3334		12/03	218.919	221.020	220.613	222.521	222.935
HVAC and commercial refrigeration equipment.....	33341		12/03	218.919	221.020	220.613	222.521	222.935
Fan, blower, air purification equipment mfg.....	333413		12/11	152.722	152.720	152.745	153.607	153.607
Primary products.....		333413-P	12/11	150.186	150.185	150.311	151.163	151.163
Air purification equipment.....		333413-1	12/03	167.369	167.365	167.389	167.389	167.389
Dust collection and other air purification equipment for industrial gas cleaning systems.....		333413-11	12/83	225.447	225.447	225.447	225.447	225.447
Dust collection and other air purification equipment for cleaning incoming air.....		333413-13	12/83	257.212	257.203	257.259	257.259	257.259
Air filters for air-conditioners and furnaces, etc. of 2400 CFM or less, except parts.....		333413-131	06/09	168.808	168.808	168.808	168.808	168.808

See footnotes at end of table.

Table 11. Producer price indexes for net output of selected industries and their products, not seasonally adjusted — Continued
 [May 2024]

Title ¹	Industry code	Product code	Index base	Unadjusted index ²				
				Jan. 2024	Feb. 2024 ^P	Mar. 2024 ^P	Apr. 2024 ^P	May 2024 ^P
Fan, blower, air purification equipment mfg - Continued								
Other dust collection and air purification equipment, except parts.....		333413-132	06/09	148.354	148.333	148.467	148.467	148.467
Parts for dust collection and air purification equipment.....		333413-133	06/09	142.680	142.680	142.680	142.680	142.680
Industrial and commercial fans and blowers.....		333413-2	12/03	234.989	234.989	235.393	238.387	238.387
Centrifugal blower filter units, and classes I-IV centrifugal fans, except parts. . . .		333413-22	06/09	193.435	193.435	194.218	194.218	194.218
Other centrifugal fans and blowers, except parts.....		333413-23	06/09	188.375	188.375	188.663	-	-
Parts and accessories for fans and blowers.....		333413-29	06/09	184.362	184.362	184.520	184.520	184.520
Secondary products and miscellaneous receipts.....		333413-SM						
Secondary products.....		333413-S	12/11	153.916	153.916	141.590	141.590	141.590
Heating equipment (except warm air furnaces) mfg.....	333414		06/80	451.560	453.556	454.317	454.635	459.635
Primary products.....		333414-P	06/80	434.270	436.206	436.994	437.317	441.878
Other heating equipment, except electric (incl. parts for nonelectric equipment & oil burners).....		333414-D	06/99	232.918	233.979	234.889	235.261	236.190
Cast iron heating boilers, radiators, and convectors (except parts).....		333414-1	06/99	289.688	289.688	-	-	-
Domestic heating stoves (except electric and parts).....		333414-3	06/80	316.517	322.861	322.861	322.861	322.861
Floor and wall furnaces, unit heaters, infrared heaters, and mechanical stokers. . .		333414-7	06/99	206.101	206.581	206.581	206.581	206.581
Secondary products and miscellaneous receipts.....		333414-SM						
Secondary products.....		333414-S	06/80	450.402	453.598	453.598	453.598	453.598
Air-conditioning, refrigeration, and forced air heating equipment mfg.....	333415		12/82	293.147	296.629	295.851	298.858	299.162
Primary products.....		333415-P	12/82	296.366	299.735	299.019	301.816	302.089
Warm air furnaces, including duct furnaces and humidifiers, and electric comfort heating.....		333415-C	12/89	228.404	228.657	231.900	231.900	225.241
Parts and accessories for air conditioning and heat transfer equipment.....		333415-D	12/89	269.626	269.796	270.273	270.273	270.273
Unitary air-conditioners, except air source heat pumps.....		333415-E	12/82	264.694	270.627	264.783	272.859	273.566
Heat pumps.....		333415-H	12/09	141.665	142.491	145.395	145.963	153.167
Heat transfer equipment (except elec dehumidifiers), mechanically refrigerated, self-contained.....		333415-2	12/03	250.773	253.582	252.780	254.392	254.231
Commercial refrigerators and related equipment.....		333415-3	12/82	397.905	403.046	403.046	403.046	404.487
Refrigeration condensing units, all refrigerants, except ammonia (complete).....		333415-5	12/82	386.456	386.456	386.456	386.456	386.456
All other miscellaneous refrigeration and air-conditioning equipment.....		333415-9	12/89	284.881	284.881	292.332	292.332	292.332
Secondary products and miscellaneous receipts.....		333415-SM						
Miscellaneous receipts.....		333415-M	12/82	260.234	261.129	261.312	261.312	261.899
Metalworking machinery manufacturing.....	3335		12/03	151.255	151.586	151.682	152.458	152.992
Metalworking machinery manufacturing.....	33351		12/03	151.240	151.571	151.667	152.443	152.977
Industrial mold mfg.....	333511		12/03	132.336	133.105	133.092	133.092	133.097
Primary products.....		333511-P	12/03	132.821	133.712	133.712	133.712	133.712
Industrial molds and mold boxes.....		333511-0	06/81	163.409	164.504	164.504	164.504	164.504
Industrial injection-type molds made of metal for plastics.....		333511-05	12/09	116.669	116.669	116.669	116.669	116.669
Other industrial molds and mold boxes.....		333511-06	12/09	134.549	135.861	135.861	135.861	135.861
Secondary products and miscellaneous receipts.....		333511-SM						
Special tool, die, jig, and fixture mfg.....	333514		12/03	141.276	141.316	141.316	141.846	143.142
Primary products.....		333514-P	06/81	230.396	230.396	230.396	231.360	233.236
Special dies, tools, jigs, and fixtures.....		333514-0	06/81	230.396	230.396	230.396	231.360	233.236
Jigs and fixtures, including parts.....		333514-0A	06/81	350.449	350.449	350.449	351.234	351.234
Metalworking die and die sets.....		333514-0B	12/02	127.796	127.796	127.796	127.796	127.796
Standard punches, industrial prototypes, die parts & other special tooling for dies.....		333514-0C	06/94	167.825	167.825	167.825	169.180	172.404
Secondary products and miscellaneous receipts.....		333514-SM						
Miscellaneous receipts.....		333514-M	12/03	114.405	114.405	114.405	114.846	118.141
Secondary products.....		333514-S	12/03	159.098	159.571	159.571	159.571	159.571
Cutting tool and machine tool accessory mfg.....	333515		06/83	234.443	234.572	234.985	241.055	241.056
Primary products.....		333515-P	06/83	219.573	219.701	219.904	225.975	225.975
Cutting tools for machine tools and metalworking machinery.....		333515-4	06/83	206.428	206.570	206.795	213.536	213.536
Other cutting tools for machine tools, excluding tips and blanks.....		333515-41	12/00	150.639	150.639	150.639	158.111	158.111
End mills and milling cutters.....		333515-44	06/83	231.436	232.725	234.762	233.772	233.772
Threading tools, including blanks, tips and inserts.....		333515-45	06/07	127.897	127.897	127.897	127.897	127.897
Carbon and high-speed steel shank, solid, tipped carbide twist drills for machine tools.....		333515-48	12/11	130.826	130.826	130.826	130.826	130.826
Taps, carbide indexable, and throwaway inserts for machine tools.....		333515-49	12/11	139.342	139.342	139.342	139.342	139.342
Other attachments and accessories for machine tools and metalworking machinery.....		333515-5	06/83	270.405	270.405	270.405	270.405	270.405
Secondary products and miscellaneous receipts.....		333515-SM						
Secondary products.....		333515-S	06/83	238.183	238.183	248.187	248.236	248.265
Machine tool mfg.....	333517		12/11	134.524	134.822	134.822	134.864	135.316
Primary products.....		333517-P	12/11	130.655	130.910	130.910	130.949	131.358
Metal cutting machine tools.....		333517-2	06/83	222.967	223.190	223.190	223.273	224.143
Parts for metal cutting machine tools (sold separately) & rebuilt machine tools...		333517-26	06/83	204.827	206.200	206.200	206.200	211.357
Metal machining centers (multifunction numerically controlled machines).....		333517-27	06/83	201.222	201.222	201.222	201.222	201.222

See footnotes at end of table.

Table 11. Producer price indexes for net output of selected industries and their products, not seasonally adjusted — Continued
 [May 2024]

Title ¹	Industry code	Product code	Index base	Unadjusted index ²				
				Jan. 2024	Feb. 2024 ^P	Mar. 2024 ^P	Apr. 2024 ^P	May 2024 ^P
Machine tool mfg - Continued								
Other metal cutting machine tools.....		333517-2B	12/09	126.258	126.307	126.307	126.307	126.420
Metal forming machine tools.....		333517-3	06/81	322.262	324.131	324.131	324.131	324.131
Metal punching and shearing (power & manual), and bending and forming machines (power only).....		333517-31	06/81	232.242	232.242	232.242	232.242	232.242
Parts for metal forming machine tools (sold separately) and rebuilt metal forming machine tools.....		333517-37	06/81	297.157	297.157	297.157	297.157	297.157
Secondary products and miscellaneous receipts.....		333517-SM						
Miscellaneous receipts.....		333517-M	12/11	144.305	145.472	145.472	145.472	147.059
Secondary products.....		333517-S	12/11	187.923	187.923	187.934	188.086	188.086
Rolling mill and other metalworking machinery mfg.....	333519		12/11	143.644	144.035	144.480	144.695	144.731
Primary products.....		333519-P	12/11	147.113	147.553	147.989	148.181	148.221
Rolling mill and other metalworking machinery, including assembly machines.....		333519-0	12/11	147.113	147.553	147.989	148.181	148.221
Secondary products and miscellaneous receipts.....		333519-SM						
Miscellaneous receipts.....		333519-M	12/11	134.397	134.397	134.397	135.020	135.020
Turbine and power transmission equipment mfg.....	3336		12/84	229.267	229.586	230.004	230.832	231.182
Turbine and power transmission equipment mfg.....	33361		12/84	229.261	229.580	229.999	230.826	231.177
Turbine and turbine generator set units mfg.....	333611		06/82	262.472	262.710	263.363	264.873	265.880
Primary products.....		333611-P	06/82	262.765	262.990	263.607	265.034	265.985
Turbines and turbine generator sets.....		333611-0	06/11	122.135	122.240	122.527	123.190	123.632
Steam, gas, and other turbines and turbine generators.....		333611-05	12/03	155.934	155.330	154.709	156.167	156.806
Parts & accessories for turbines, turbine generators, and turbine generator sets.....		333611-07	12/03	145.221	145.221	145.221	145.221	145.221
Speed changer, drive, and gear mfg.....	333612		12/83	381.636	381.636	384.606	384.606	386.212
Primary products.....		333612-P	12/83	353.751	353.751	356.181	356.181	357.784
Gears, pinions, racks, and worms, sold separately.....		333612-3	12/83	261.379	261.379	262.738	262.738	262.738
Speed changers, industrial high speed drives, and parts other than loose gearing.....		333612-7	12/03	217.488	217.488	219.311	219.311	221.188
Secondary products and miscellaneous receipts.....		333612-SM						
Mechanical power transmission equipment mfg.....	333613		12/84	370.172	373.737	375.620	375.620	375.620
Primary products.....		333613-P	12/84	353.201	356.351	358.265	358.265	358.265
Mechanical power transmission equipment, except speed changers, drives, & gears.....		333613-3	12/84	385.954	390.131	392.670	392.670	392.670
Secondary products and miscellaneous receipts.....		333613-SM						
Other engine equipment mfg.....	333618		12/82	197.031	197.056	197.053	197.792	197.842
Primary products.....		333618-P	12/82	198.219	198.243	198.240	199.129	199.177
Parts & accessories for internal combustion engines, ex. aircraft & gasoline automotive engines.....		333618-F	12/82	248.660	248.660	248.660	252.545	252.545
Diesel, semidiesel, and dual-fuel engines (except automotive).....		333618-3	12/82	233.223	232.613	232.613	232.613	232.613
Diesel, semidiesel, and dual-fuel engines for automobiles, trucks, and buses.....		333618-5	12/82	171.355	171.682	171.675	172.052	172.052
Secondary products and miscellaneous receipts.....		333618-SM						
Other general purpose machinery manufacturing.....	3339		12/03	205.078	205.977	206.808	207.869	208.570
Pump and compressor manufacturing.....	33391		12/03	217.629	218.415	220.013	220.105	221.053
Air and gas compressor mfg.....	333912		06/84	340.540	343.181	345.587	345.980	350.030
Primary products.....		333912-P	06/84	349.889	352.754	355.290	355.696	359.890
Air and gas compressors and vacuum pumps.....		333912-1	06/84	363.426	366.705	369.965	370.524	372.304
Parts & attachments for air & gas compressors, ex. refrigeration, ice making, & a/c.....		333912-6	06/84	413.040	417.488	419.017	419.017	419.017
Secondary products and miscellaneous receipts.....		333912-SM						
Miscellaneous receipts.....		333912-M	11/86	263.765	263.765	263.765	263.765	263.765
Measuring, dispensing, and other pumping equipment mfg.....	333914		12/83	367.300	367.747	370.507	370.507	370.507
Primary products.....		333914-P	12/83	368.856	369.281	372.291	372.291	372.291
Pumps and pumping equipment, excluding measuring and dispensing pumps.....		333914-1	12/09	158.575	158.763	160.101	160.101	160.101
Pumps and pumping equipment, complete, excluding measuring and dispensing pumps.....		333914-11	12/09	160.518	160.702	162.272	162.272	162.272
Domestic water systems.....		333914-111	12/83	318.145	320.463	320.463	320.463	-
Oil-well and oil-field pumps, except boiler feed.....		333914-113	12/09	122.717	122.961	122.961	122.961	122.961
Industrial pumps, excluding hydraulic fluid power pumps, automatic circulating pumps, etc.....		333914-114	12/83	387.012	387.182	392.301	392.301	392.301
Other pumps, except automotive circulating pumps, and measuring and dispensing pumps.....		333914-115	12/01	235.254	236.096	236.096	236.096	236.096
Parts and attachments for pumps and pumping equipment, excluding measuring and dispensing.....		333914-15	12/83	433.118	433.747	433.747	433.747	433.747
Secondary products and miscellaneous receipts.....		333914-SM						
Miscellaneous receipts.....		333914-M	12/17	126.247	126.618	126.618	126.618	126.618
Secondary products.....		333914-S	12/17	155.261	155.505	155.505	155.505	155.505
Material handling equipment manufacturing.....	33392		12/03	215.456	215.980	216.284	218.949	219.160

See footnotes at end of table.

Table 11. Producer price indexes for net output of selected industries and their products, not seasonally adjusted — Continued
 [May 2024]

Title ¹	Industry code	Product code	Index base	Unadjusted index ²				
				Jan. 2024	Feb. 2024 ^P	Mar. 2024 ^P	Apr. 2024 ^P	May 2024 ^P
Elevator and moving stairway mfg.	333921		06/81	243.209	246.654	246.786	246.786	246.641
Primary products.		333921-P	06/81	231.921	235.431	235.621	235.621	235.469
Elevators and moving stairways.		333921-1	06/81	225.502	229.464	229.722	229.722	229.722
Parts and attachments for elevators and moving stairways (sold separately).		333921-3	06/81	286.430	286.708	286.401	286.401	285.117
Secondary products and miscellaneous receipts.		333921-SM						
Conveyor and conveying equipment mfg.	333922		06/84	306.366	306.896	306.896	317.870	319.144
Primary products.		333922-P	06/84	293.855	294.371	294.371	304.880	305.592
Unit handling conveyors and conveying systems.		333922-1	06/84	232.617	232.617	232.617	249.577	249.406
Unit handling gravity and trolley conveyors and conveying systems.		333922-12	06/09	131.993	131.993	131.993	146.849	146.844
Unit handling tow, belt, roller, pneumatic, portable, carousel, and other nonbelt conveyors.		333922-14	06/09	145.951	145.951	145.951	147.559	147.292
Parts and accessories for unit handling conveyors and conveying systems, sold separately.		333922-7	06/84	276.423	276.423	276.423	281.444	282.819
Bulk material handling conveyors and conveying systems.		333922-8	06/84	338.220	340.093	340.093	340.807	343.157
Parts and accessories for bulk material handling conveyors and conveying systems.		333922-9	06/84	508.971	508.152	508.152	508.152	508.152
Secondary products and miscellaneous receipts.		333922-SM						
Miscellaneous receipts.		333922-M	06/84	424.931	424.931	424.931	438.259	479.192
Secondary products.		333922-S	06/84	341.949	341.949	341.949	378.995	378.995
Overhead cranes, hoists and monorail systems mfg.	333923		12/03	227.652	227.837	229.032	229.561	229.267
Primary products.		333923-P	12/03	229.403	229.666	230.884	231.439	231.145
Hoists and parts and attachments for hoists (sold separately).		333923-1	12/84	328.890	331.577	334.515	338.590	338.590
Overhead traveling cranes and monorail systems, including parts and attachments sold separately.		333923-3	12/84	343.561	342.591	347.879	347.790	345.189
Winches, aerial work platforms, and automotive wrecker hoists, including parts and attachments.		333923-7	12/03	234.196	234.196	234.542	234.542	234.542
Secondary products and miscellaneous receipts.		333923-SM						
Secondary products.		333923-S	12/03	208.294	207.068	207.095	207.483	207.483
Industrial truck, trailer, and stacker mfg.	333924		12/79	335.096	335.092	335.201	335.224	335.225
Primary products.		333924-P	12/79	338.891	338.891	339.003	339.023	339.023
Industrial trucks, tractors, mobile straddle carriers & cranes, & automatic stacking machines.		333924-2	12/79	304.884	304.884	305.012	305.028	305.028
Work trucks with lifting & handling equipment, operator riding, electric, self-propelled.		333924-21	06/02	237.837	237.837	237.837	237.861	237.861
Work trucks, not fitted with lifting and handling equipment.		333924-25	06/02	213.638	213.638	213.810	213.780	213.780
Bulk powered material moving equipment, dock boards and metal pallets and skids.		333924-26	06/02	203.205	203.205	203.205	203.365	203.365
Other work trucks with lifting & handling equipment, non-riding electric or any non-electric.		333924-27	06/02	190.535	190.535	190.530	190.523	190.523
Parts and attachments for industrial trucks and tractors (sold separately).		333924-3	12/86	364.260	364.260	364.260	364.292	364.292
Secondary products and miscellaneous receipts.		333924-SM						
Secondary products.		333924-S	12/79	502.226	498.715	498.715	501.273	501.866
All other general purpose machinery mfg.	33399		12/03	189.688	190.851	191.559	192.125	193.020
Power-driven handtool mfg.	333991		12/80	270.432	270.433	270.433	270.441	279.519
Primary products.		333991-P	12/80	262.563	262.565	262.565	262.573	271.557
Power-driven handtools, pneumatic, hydraulic, and powder-actuated.		333991-6	12/80	365.234	365.238	365.238	365.258	379.683
Power-driven handtools, electric (except battery powered), including parts.		333991-9	12/04	151.059	151.059	151.059	151.059	154.878
Secondary products and miscellaneous receipts.		333991-SM						
Welding and soldering equipment mfg.	333992		12/84	361.977	366.944	372.925	372.925	372.792
Primary products.		333992-P	12/84	378.342	383.609	389.922	389.922	389.809
Other welding equipment, components, and accessories (excluding arc, resistance, and gas).		333992-A	06/90	185.178	185.178	185.637	185.637	185.637
Arc welding machines, components, and accessories, excluding electrodes and stud welding equip.		333992-1	12/84	410.753	418.382	428.266	428.266	428.266
Resistance welders, components, accessories, and electrodes.		333992-7	12/84	279.693	285.509	285.509	285.509	285.509
Gas welding and cutting equipment, parts, attachments, and accessories.		333992-9	06/83	275.087	275.087	275.229	275.229	273.871
Secondary products and miscellaneous receipts.		333992-SM						
Miscellaneous receipts.		333992-M	12/84	259.741	259.741	260.876	260.876	255.254
Packaging machinery mfg.	333993		12/88	282.021	285.774	287.577	289.169	289.169
Primary products.		333993-P	12/88	288.773	292.803	294.745	296.451	296.451
Packing, packaging, and bottling machinery, excluding parts.		333993-1	12/88	275.293	279.053	280.817	282.430	282.430
Parts for packing, packaging, and bottling machinery.		333993-5	12/88	349.327	354.514	357.198	359.311	359.311
Secondary products and miscellaneous receipts.		333993-SM						
Industrial process furnace and oven mfg.	333994		06/81	304.323	305.792	306.004	307.543	311.251
Primary products.		333994-P	06/81	300.847	302.228	302.454	303.413	307.788
Industrial process furnaces & ovens, & industrial electrical heating equipment.		333994-0	12/04	176.190	176.998	177.131	177.693	180.254
Industrial process furnaces & ovens, & industrial electrical heating equipment, except parts.		333994-0A	06/11	147.243	148.017	148.097	149.483	150.530
Parts and attachments for industrial process furnaces and ovens.		333994-0B	06/11	148.437	148.836	149.035	146.890	152.176

See footnotes at end of table.

Table 11. Producer price indexes for net output of selected industries and their products, not seasonally adjusted — Continued
 [May 2024]

Title ¹	Industry code	Product code	Index base	Unadjusted index ²				
				Jan. 2024	Feb. 2024 ^P	Mar. 2024 ^P	Apr. 2024 ^P	May 2024 ^P
Industrial process furnace and oven mfg - Continued								
Secondary products and miscellaneous receipts.....		333994-SM						
Miscellaneous receipts.....		333994-M	12/86	206.885	208.077	208.309	208.309	211.080
Fluid power cylinder and actuator mfg.....	333995		06/90	282.102	282.105	281.712	281.736	284.946
Primary products.....		333995-P	06/90	285.010	285.011	284.561	284.561	288.236
Nonaerospace-type hydraulic & all aerospace fluid power cylinders & actuators, linear & rotary.....		333995-2	06/90	276.698	276.698	276.698	276.698	277.338
Parts for hydraulic & pneumatic fluid power cylinders & actuators, incl accumulators & cushions.....		333995-8	06/90	327.167	327.172	325.150	325.150	339.639
Secondary products and miscellaneous receipts.....		333995-SM						
Secondary products.....		333995-S	06/90	238.263	238.312	238.195	238.789	238.810
Fluid power pump and motor mfg.....	333996		06/90	235.716	236.003	235.261	238.558	238.672
Primary products.....		333996-P	06/90	240.780	241.094	240.352	244.131	244.262
Fluid power pumps and motors, including parts.....		333996-0	06/90	240.780	241.094	240.352	244.131	244.262
Secondary products and miscellaneous receipts.....		333996-SM						
Miscellaneous receipts.....		333996-M	06/99	190.965	—	—	—	—
All other miscellaneous general purpose machinery mfg.....	333998		12/84	293.590	295.286	296.231	296.847	296.659
Primary products.....		333998-P	12/84	287.147	288.869	289.874	290.421	290.229
Scale and balance mfg.....		333998-7	12/80	251.997	252.030	252.030	252.030	252.030
Retail, commercial, household, and mailing scales and balances.....		333998-74	12/91	200.493	200.493	200.493	200.493	200.493
Parts, attachments, and accessories for scales and balances.....		333998-76	12/91	276.350	276.570	276.570	276.570	276.570
Vehicle and industrial scales.....		333998-77	12/91	207.288	207.288	207.288	207.288	207.288
Motor truck and railroad track scales.....		333998-771	12/10	155.061	155.061	155.061	155.061	155.061
Industrial scales (including automatic checkweighter and bulkweighter scales).....		333998-772	12/10	177.554	177.554	177.554	177.554	177.554
All other miscellaneous general purpose machinery mfg.....		333998-9	12/84	287.558	289.390	290.460	291.042	290.838
Filters and strainers, except fluid power.....		333998-91	12/88	287.015	288.659	289.783	288.913	288.410
Industrial filters and strainers and reusable media, except fluid power.....		333998-911	06/07	174.195	175.447	175.447	174.778	174.381
Nonreusable media for filters and strainers, except fluid power.....		333998-912	12/88	294.664	294.786	298.395	298.395	298.500
Parts and accessories for filters and strainers, except fluid power.....		333998-913	12/88	373.705	373.705	384.258	384.258	384.258
All other miscellaneous general industrial machinery.....		333998-97	06/07	154.157	155.594	156.267	156.854	156.769
Secondary products and miscellaneous receipts.....		333998-SM						
Miscellaneous receipts.....		333998-M	12/22	107.587	107.587	107.587	108.448	108.448
Secondary products.....		333998-S	12/22	103.610	104.112	104.112	104.115	104.115
Computer & electronic product mfg.....	334		12/03	101.107	101.480	101.652	101.928	101.709
Computer & peripheral equipment mfg.....	3341		12/06	58.355	58.286	58.194	58.556	57.872
Computer & peripheral equipment mfg.....	33411		12/06	58.355	58.286	58.194	58.556	57.872
Electronic computer mfg.....	334111		02/23	98.783	98.523	98.153	99.606	97.501
Primary products.....		334111-P	02/23	98.635	98.344	97.929	99.558	97.198
Host computers, multiusers (mainframes, medium-scale systems, UNIX and PC servers).....		334111-5	02/23	98.503	98.191	97.779	99.636	96.850
Single user computers, microprocessor based, general purpose.....		334111-7	02/23	99.319	99.133	98.704	99.154	98.995
Portable computers, laptops, tablets and other single user computers.....		334111-72	02/23	97.049	97.000	95.898	95.904	95.497
Personal computers and workstations (excluding portable computers).....		334111-73	02/23	100.348	100.099	99.976	100.627	100.580
Secondary products and miscellaneous receipts.....		334111-SM						
Computer storage device mfg.....	334112		12/04	61.528	61.528	61.528	61.528	60.787
Primary products.....		334112-P	12/04	49.891	49.891	49.891	49.891	49.295
Computer storage devices (except parts, attachments and accessories).....		334112-1	12/04	49.244	49.244	49.244	49.244	48.636
Secondary products and miscellaneous receipts.....		334112-SM						
Computer terminal and other computer peripheral equipment mfg.....	334118		12/93	63.257	63.243	63.244	63.241	63.312
Primary products.....		334118-P	12/93	64.960	64.962	64.962	64.959	64.969
Computer terminals (including POS and funds-transfer devices) and other computer peripherals.....		334118-D	12/93	37.973	37.975	37.975	37.972	37.984
Secondary products and miscellaneous receipts.....		334118-SM						
Miscellaneous receipts.....		334118-M	12/93	—	—	—	—	61.731
Secondary products.....		334118-S	08/94	56.966	56.966	56.966	56.966	58.757
Communications equipment mfg.....	3342		12/85	103.357	104.095	104.110	104.094	104.197
Telephone apparatus mfg.....	33421		12/03	94.773	95.261	95.261	95.261	95.461
Telephone apparatus mfg.....	334210		12/85	95.242	95.733	95.733	95.733	95.935
Primary products.....		334210-P	12/85	95.506	96.011	96.011	96.011	96.218
Telephone and wireline data networking equipment.....		334210-0	12/85	95.506	96.011	96.011	96.011	96.218
Secondary products and miscellaneous receipts.....		334210-SM						
Radio/TV broadcast & wireless comm equip mfg.....	33422		12/03	103.648	104.550	104.538	104.515	104.543
Broadcast and wireless communications equipment mfg.....	334220		12/91	97.230	98.076	98.065	98.043	98.069
Primary products.....		334220-P	12/91	93.328	94.174	94.151	94.123	94.149

See footnotes at end of table.

Table 11. Producer price indexes for net output of selected industries and their products, not seasonally adjusted — Continued
 [May 2024]

Title ¹	Industry code	Product code	Index base	Unadjusted index ²				
				Jan. 2024	Feb. 2024 ^P	Mar. 2024 ^P	Apr. 2024 ^P	May 2024 ^P
Broadcast and wireless communications equipment mfg - Continued								
Broadcast, studio, and related electronic equipment.....		334220-2	12/85	121.913	122.827	122.488	122.698	122.644
Radio station equipment.....		334220-5	06/13	114.652	117.165	117.165	116.463	116.953
Other broadcast and wireless communications systems and equipment.....		334220-9	06/13	108.389	109.348	109.348	109.348	109.348
Secondary products and miscellaneous receipts.....		334220-SM						
Other communications equipment mfg.....	33429		12/03	141.032	141.260	141.486	141.486	141.960
Other communications equipment mfg.....	334290		12/91	151.280	151.524	151.766	151.766	152.275
Primary products.....		334290-P	12/91	159.515	159.802	160.086	160.086	160.684
Alarm systems, including electric sirens and horns.....		334290-1	12/85	155.600	155.600	155.728	—	—
Intercommunications systems, incl inductive paging systems, excl telephone & telegraph.....		334290-3	12/85	276.136	273.619	273.619	273.619	273.619
Secondary products and miscellaneous receipts.....		334290-SM						
Secondary products.....		334290-S	12/91	167.224	167.287	167.773	—	—
Audio & video equipment mfg.....	3343		12/03	100.791	100.791	103.285	103.288	102.859
Audio and video equipment mfg.....	33431		12/03	100.791	100.791	103.285	103.288	102.859
Audio and video equipment mfg.....	334310		03/80	72.935	72.935	74.738	74.740	74.429
Primary products.....		334310-P	03/80	64.346	64.346	65.757	65.757	65.429
Speakers and commercial sound equipment.....		334310-4	03/80	181.430	181.430	188.861	188.861	187.131
Other consumer audio and video equipment.....		334310-5	03/80	141.643	141.643	141.643	141.643	141.643
Secondary products and miscellaneous receipts.....		334310-SM						
Miscellaneous receipts.....		334310-M	12/86	98.430	98.430	110.100	110.190	112.171
Semiconductor and other electronic component mfg.....	3344		12/84	57.873	58.038	58.093	58.248	57.824
Semiconductor and other electronic component mfg.....	33441		12/84	57.884	58.048	58.103	58.259	57.834
Bare printed circuit board mfg.....	334412		06/91	124.621	124.004	124.004	124.000	123.997
Primary products.....		334412-P	06/91	121.416	120.811	120.811	120.811	120.811
Bare printed circuit boards.....		334412-0	06/82	136.434	135.755	135.755	135.755	135.755
Secondary products and miscellaneous receipts.....		334412-SM2						
Semiconductors and related device mfg.....	334413		12/98	31.706	31.668	31.629	31.824	31.403
Primary products.....		334413-P	12/98	30.679	30.643	30.604	30.801	30.374
Other semiconductor devices, including parts such as chips, wafers, and heat sinks.....		334413-A	06/81	58.445	58.445	58.445	59.116	57.492
Integrated microcircuits, incl semiconductor networks, microprocessors, & MOS memories.....		334413-1	12/98	21.618	21.574	21.529	21.592	21.497
Secondary products and miscellaneous receipts.....		334413-SM						
Electronic connector mfg.....	334417		12/80	278.378	277.761	282.872	284.383	283.180
Primary products.....		334417-P	12/80	274.993	274.312	279.741	281.407	279.605
Electronic connectors, including parts.....		334417-0	12/80	274.993	274.312	279.741	281.407	279.605
Secondary products and miscellaneous receipts.....		334417-SM						
Secondary products.....		334417-S1	05/99	162.885	162.887	162.440	162.440	165.637
Printed circuit assembly mfg.....	334418		12/03	72.373	72.342	72.402	72.064	71.788
Primary products.....		334418-P	12/03	73.890	73.857	73.880	73.485	73.183
Printed circuit assemblies, loaded boards, modules, and consumer external modems.....		334418-9	06/06	79.484	79.449	79.473	79.049	78.723
Secondary products and miscellaneous receipts.....		334418-SM						
Other electronic component mfg.....	334419		12/03	162.304	165.389	165.389	165.389	165.389
Primary products.....		334419-P	12/03	165.713	166.229	166.229	166.229	166.229
Other electronic components.....		334419-0	12/03	165.713	166.229	166.229	166.229	166.229
Secondary products and miscellaneous receipts.....		334419-SM						
Secondary products.....		334419-S	12/03	106.637	107.469	107.469	107.469	107.469
Capacitor, resistor, coil, transformer, and other inductor mfg.....	33441K		12/11	164.647	166.137	166.137	166.137	166.137
Primary products.....		33441K-P	12/11	169.281	170.852	170.852	170.852	170.852
Capacitors for electronic circuitry.....		33441K-4	06/81	278.016	279.454	279.454	279.454	279.454
Electronic coils, transformers, and other inductors.....		33441K-6	06/00	172.088	174.716	174.716	174.716	174.716
Secondary products and miscellaneous receipts.....		33441K-SM						
Nav/measuring/medical/control instruments mfg.....	3345		12/03	147.031	147.613	147.947	148.383	148.476
Nav/measuring/medical/control instruments mfg.....	33451		12/03	147.031	147.613	147.947	148.383	148.476
Electromedical apparatus mfg.....	334510		06/85	88.044	88.355	88.355	88.355	88.387
Primary products.....		334510-P	06/85	76.081	76.367	76.367	76.367	76.395
Electromedical equipment, excluding ionizing radiation equipment.....		334510-2	12/02	87.718	88.080	88.080	88.080	88.116
Secondary products and miscellaneous receipts.....		334510-SM						
Miscellaneous receipts.....		334510-M	12/90	169.504	169.504	169.504	169.504	169.504
Search, detection, and navigation instruments.....	334511		12/91	197.645	197.897	198.422	199.505	199.523
Primary products.....		334511-P	12/91	193.743	194.008	194.542	195.412	195.412

See footnotes at end of table.

Table 11. Producer price indexes for net output of selected industries and their products, not seasonally adjusted — Continued
 [May 2024]

Title ¹	Industry code	Product code	Index base	Unadjusted index ²				
				Jan. 2024	Feb. 2024 ^P	Mar. 2024 ^P	Apr. 2024 ^P	May 2024 ^P
Search, detection, and navigation instruments - Continued								
Aeronautical, nautical & navigational instruments, not sending or receiving radio signals.....		334511-1	12/85	332.895	333.159	333.159	340.300	340.300
Search, detection, navigation, and guidance systems and equipment.....		334511-3	12/91	188.783	189.070	189.728	189.728	189.728
Secondary products and miscellaneous receipts.....		334511-SM						
Automatic environmental control mfg.....	334512		12/79	315.690	315.901	315.249	315.266	315.266
Primary products.....		334512-P	12/79	281.521	281.522	280.874	280.874	280.874
Automatic environmental controls for monitoring residential, commercial, and appliance use.....		334512-0	12/03	150.233	150.234	149.888	149.888	149.888
Secondary products and miscellaneous receipts.....		334512-SM						
Miscellaneous receipts.....		334512-M	12/04	204.796	204.796	204.796	204.796	—
Industrial process variable instruments.....	334513		06/83	285.025	285.546	286.680	287.762	287.762
Primary products.....		334513-P	06/83	299.126	299.708	301.630	302.840	302.840
Process control instruments.....		334513-0	12/03	178.553	178.901	180.048	180.770	180.770
Secondary products and miscellaneous receipts.....		334513-SM						
Miscellaneous receipts.....		334513-M	06/83	253.044	253.044	243.489	243.489	243.489
Totalizing fluid meters and counting devices mfg.....	334514		12/85	246.390	247.489	248.203	248.637	250.555
Primary products.....		334514-P	12/85	251.141	252.354	253.141	253.598	255.690
Integrating and totalizing fluid meters, counting devices, and motor vehicle instruments.....		334514-0	12/85	251.141	252.354	253.141	253.598	255.690
Secondary products and miscellaneous receipts.....		334514-SM						
Secondary products.....		334514-S	12/85	185.150	185.150	185.150	186.398	187.856
Electricity and signal testing instruments mfg.....	334515		12/83	181.765	181.905	181.905	184.510	184.785
Primary products.....		334515-P	12/83	173.948	174.096	174.096	175.230	175.490
Test equipment for testing electrical, radio, and communication circuits, and motors.....		334515-4	12/83	175.235	175.384	175.384	176.526	176.788
Secondary products and miscellaneous receipts.....		334515-SM						
Analytical laboratory instrument mfg.....	334516		12/85	188.821	191.379	191.807	191.624	192.015
Primary products.....		334516-P	12/85	189.766	192.353	192.793	192.604	193.006
Analytical and scientific instruments, excluding optical.....		334516-0	12/85	189.766	192.353	192.793	192.604	193.006
Secondary products and miscellaneous receipts.....		334516-SM						
Irradiation apparatus mfg.....	334517		06/90	124.147	125.126	125.126	125.126	—
Primary products.....		334517-P	06/85	125.081	126.133	126.133	126.133	—
Irradiation (ionizing radiation) equipment.....		334517-0	06/85	125.081	126.133	126.133	126.133	—
Secondary products and miscellaneous receipts.....		334517-SM						
Other measuring and controlling device mfg.....	334519		06/85	209.001	210.494	212.145	211.711	211.479
Primary products.....		334519-P	06/85	199.842	201.338	202.994	202.519	202.285
Physical properties testing & inspection equipment and kinematic testing & measuring equipment.....		334519-4	06/85	203.844	203.844	203.844	203.844	203.844
Nuclear radiation detection and monitoring instruments.....		334519-5	06/85	254.629	254.629	254.629	254.629	254.629
Commercial, geophysical, meteorological, and general-purpose instruments and equipment.....		334519-7	06/85	202.075	207.906	207.906	205.788	205.788
Secondary products and miscellaneous receipts.....		334519-SM						
Miscellaneous receipts.....		334519-M	06/85	289.773	289.773	289.773	291.112	291.159
Manufacturing and reproducing magnetic and optical media.....	3346		12/03	117.933	117.879	117.933	118.424	118.979
Manufacturing and reproducing magnetic and optical media.....	33461		12/03	117.932	117.879	117.932	118.424	118.979
Manufacturing and reproducing magnetic and optical media.....	334610		01/19	138.186	138.123	138.186	138.762	139.413
Primary products.....		334610-P	01/19	139.374	139.310	139.374	139.954	140.611
Electrical equipment and appliance mfg.....	335		12/03	198.720	199.164	199.816	199.990	200.928
Electric lighting equipment mfg.....	3351		12/03	153.727	154.402	155.259	155.171	156.297
Electric lighting equipment mfg.....	33513		12/22	103.630	104.088	104.667	104.607	105.371
Residential electric lighting fixture mfg.....	335131		12/83	248.177	248.200	248.189	248.175	249.748
Primary products.....		335131-P	12/83	255.380	255.407	255.395	255.378	255.812
Residential-type electric lighting fixtures (except portable), including parts and accessories.....		335131-1	12/83	231.914	231.920	231.921	231.917	232.549
Secondary products and miscellaneous receipts.....		335131-SM						
Nonresidential electric lighting fixture mfg.....	335132		06/81	266.506	268.862	271.016	270.710	274.284
Primary products.....		335132-P	06/81	264.602	267.168	269.515	269.182	273.021
Commercial and institutional-type electric lighting fixtures, including parts and accessories.....		335132-1	06/81	253.809	256.653	259.330	258.950	263.329
Industrial-type electric lighting fixtures, including parts and accessories.....		335132-5	06/81	294.912	295.423	295.423	295.423	295.423
Secondary products and miscellaneous receipts.....		335132-SM						
Other lighting equipment, including lamps and bulbs mfg.....	335139		06/85	181.821	181.821	182.537	182.537	182.537
Primary products.....		335139-P	12/22	104.507	104.507	104.973	104.973	104.973
Electric lamp bulb, tubes, and components.....		335139-1	12/83	89.752	89.752	89.752	89.752	89.752

See footnotes at end of table.

Table 11. Producer price indexes for net output of selected industries and their products, not seasonally adjusted — Continued
 [May 2024]

Title ¹	Industry code	Product code	Index base	Unadjusted index ²				
				Jan. 2024	Feb. 2024 ^P	Mar. 2024 ^P	Apr. 2024 ^P	May 2024 ^P
Other lighting equipment, including lamps and bulbs mfg - Continued								
Outdoor lighting equipment (including parts and accessories).....		335139-2	06/85	209.474	209.474	209.474	209.474	209.474
Secondary products and miscellaneous receipts.....		335139-SM						
Household appliance mfg.....	3352		12/84	162.944	162.593	163.506	163.771	164.074
Small electrical appliance mfg.....	33521		12/03	129.842	129.928	131.338	131.582	131.589
Small electrical appliance mfg.....	335210		12/11	117.997	118.075	119.357	119.579	119.585
Primary products.....		335210-P	12/11	118.479	118.561	119.800	120.026	120.031
Parts and attachments for small electric household appliances, including fan parts.....		335210-5	12/82	193.022	193.022	196.035	196.035	196.035
Household vacuum cleaners and other floor care machines (including parts and attachments).....		335210-6	12/82	132.131	132.463	132.131	133.227	133.227
Other small electric household appliances, including fans.....		335210-7	05/21	114.432	114.452	116.075	116.083	116.089
Secondary products and miscellaneous receipts.....		335210-SM						
Secondary products.....		335210-S	12/82	208.336	208.190	223.065	223.379	223.652
Major household appliance mfg.....	33522		12/03	166.118	165.674	166.446	166.708	167.072
Major household appliance mfg.....	335220		05/16	135.598	135.236	135.865	136.078	136.375
Primary products.....		335220-P	05/16	134.987	134.600	134.977	135.079	135.398
Household cooking appliances.....		335220-1	06/81	174.874	173.864	175.041	174.188	175.318
Electric household ranges, ovens (including microwave), surface cooking units, and equipment.....		335220-11	06/81	148.002	149.896	150.855	149.866	152.112
Gas household ranges, ovens, surface cooking units, and equipment (incl. parts and accessories).....		335220-13	06/81	172.913	168.874	170.437	169.605	173.491
Other household ranges and cooking equipment, including outdoor equipment.....		335220-15	06/81	255.084	252.507	253.300	252.911	243.008
Household refrigerators and home freezers.....		335220-2	12/81	126.486	126.167	126.038	126.268	125.603
Household refrigerators, including combination refrigerator-freezers.....		335220-21	12/81	119.395	118.938	118.836	119.032	118.369
Other major household appliances.....		335220-8	12/82	309.445	309.615	310.115	312.599	315.588
Household water heaters, electric, for permanent installation.....		335220-81	12/82	559.870	559.870	570.712	581.852	581.852
Household water heaters, excluding electric.....		335220-83	12/82	561.643	561.643	569.707	579.638	579.638
Secondary products and miscellaneous receipts.....		335220-SM						
Miscellaneous receipts.....		335220-M	05/16	137.090	137.090	137.090	137.090	137.090
Electrical equipment mfg.....	3353		12/03	211.176	211.686	213.285	213.394	214.129
Electrical equipment mfg.....	33531		12/03	211.176	211.686	213.285	213.394	214.129
Electric power and specialty transformer mfg.....	335311		06/81	428.635	428.635	430.570	426.375	426.375
Primary products.....		335311-P	06/81	422.854	422.854	424.750	420.584	420.584
Secondary products and miscellaneous receipts.....		335311-SM						
Motor and generator mfg.....	335312		06/83	286.070	286.096	289.097	289.105	289.179
Primary products.....		335312-P	06/83	284.822	284.822	288.262	288.262	288.262
Parts, supplies for motors, generators, generator sets, and other rotating equipment.....		335312-C	12/87	291.896	291.896	304.633	304.633	304.633
Other motors and generators n.e.c.....		335312-F	06/06	160.251	160.251	159.363	159.363	159.363
Fractional horsepower motors (rated at less than 746 watts) (except hermetics).....		335312-1	06/83	212.262	212.262	214.070	214.070	214.070
Integral horsepower motors & generators other than for land transport equipment (exc hermetics).....		335312-3	06/83	418.694	418.694	429.277	429.277	429.277
Secondary products and miscellaneous receipts.....		335312-SM						
Miscellaneous receipts.....		335312-M	12/86	286.255	286.255	286.356	286.356	286.356
Secondary products.....		335312-S	06/83	270.400	270.840	272.051	272.191	273.448
Switchgear and switchboard apparatus mfg.....	335313		06/85	311.946	314.023	316.990	317.436	320.538
Primary products.....		335313-P	06/85	323.553	325.819	329.001	329.487	332.869
Switchgear, excluding ducts and relays.....		335313-A	06/85	363.423	365.282	370.449	371.044	376.256
Low voltage panelboards and distribution boards, 1000 volts or less.....		335313-3	06/85	275.424	281.093	281.093	281.093	284.317
Secondary products and miscellaneous receipts.....		335313-SM						
Relay and industrial control mfg.....	335314		06/85	282.379	282.498	283.614	285.614	285.614
Primary products.....		335314-P	06/85	301.470	301.857	302.211	302.575	302.575
Specific-purpose industrial controls.....		335314-C	01/19	124.829	124.829	124.829	125.010	125.010
General-purpose industrial controls.....		335314-F	01/19	143.786	143.786	144.112	144.351	144.351
Relays for electronic circuitry, industrial control overload and switchgear type.....		335314-1	06/90	230.079	230.079	-	-	-
Parts for industrial controls and motor-control accessories.....		335314-7	06/90	259.654	263.421	263.421	263.421	263.421
Secondary products and miscellaneous receipts.....		335314-SM						
Miscellaneous receipts.....		335314-M	06/85	292.624	292.624	305.080	331.280	-
Other electrical equipment & component mfg.....	3359		12/03	224.759	225.545	225.179	225.430	226.821
Storage battery mfg.....	33591		12/03	196.478	196.656	196.350	195.758	194.427
Battery mfg.....	335910		12/84	265.637	265.876	265.465	264.664	262.863
Primary products.....		335910-P	12/84	268.195	268.326	268.152	267.264	265.371
Storage batteries.....		335910-1	12/84	268.784	269.020	268.830	267.791	267.791
Storage batteries, lead acid type, BCI dimensional size group 8D or smaller.....		335910-11	12/84	259.136	259.136	260.417	258.865	258.865

See footnotes at end of table.

Table 11. Producer price indexes for net output of selected industries and their products, not seasonally adjusted — Continued
 [May 2024]

Title ¹	Industry code	Product code	Index base	Unadjusted index ²				
				Jan. 2024	Feb. 2024 ^P	Mar. 2024 ^P	Apr. 2024 ^P	May 2024 ^P
Battery mfg - Continued								
Storage batteries, lead acid type, larger than BCI dimensional size group 8D. . .		335910-12	12/84	316.397	317.468	309.655	309.655	309.655
Primary batteries.		335910-2	12/80	254.338	254.124	—	—	—
Secondary products and miscellaneous receipts.		335910-SM						
Secondary products.		335910-S	12/84	297.600	302.054	302.054	302.054	302.054
Communication & energy wire & cable mfg.	33592		12/03	262.018	262.640	261.396	262.527	269.726
Fiber optic cable mfg.	335921		12/03	85.739	85.739	85.739	85.739	85.739
Primary products.		335921-P	12/03	86.149	86.149	86.149	86.149	86.149
Fiber optic cable, made from purchased fiber optic strand.		335921-0	12/03	86.149	86.149	86.149	86.149	86.149
Secondary products and miscellaneous receipts.		335921-SM						
Other communication and energy wire mfg.	335929		12/03	311.278	312.173	310.380	312.014	322.409
Primary products.		335929-P	12/03	327.438	328.602	326.453	328.174	339.405
Electronic wire and cable, made of nonferrous metals (purchased wire).		335929-A	12/82	316.922	316.922	318.981	320.561	332.050
Other insulated wire & cable, incl control & signal, made of nonferrous metals (purchased wire).		335929-F	12/11	150.984	154.209	153.170	154.150	155.433
Power wire and cable, made from nonferrous metals (purchased wire).		335929-1	12/82	599.302	598.628	587.993	590.943	617.442
Secondary products and miscellaneous receipts.		335929-SM						
Wiring device mfg.	33593		12/03	247.553	249.261	249.060	248.850	249.625
Current-carrying wiring device mfg.	335931		12/81	298.820	299.279	299.252	299.422	300.647
Primary products.		335931-P	12/81	289.279	289.667	289.637	289.803	291.020
Current-carrying wiring devices n.e.c.		335931-A	06/06	193.851	194.615	193.613	193.897	194.322
Current-carrying switches for electrical circuitry (including vehicular switches).		335931-1	12/99	177.448	176.793	176.757	177.407	175.098
Current-carrying wire connectors for electrical circuitry.		335931-9	12/81	251.238	251.236	255.047	253.530	261.622
Secondary products and miscellaneous receipts.		335931-SM						
Secondary products.		335931-S	12/81	315.344	315.344	315.464	315.666	316.341
Noncurrent-carrying wiring device mfg.	335932		12/81	534.869	541.985	541.085	539.675	540.740
Primary products.		335932-P	12/81	535.729	543.178	542.139	539.372	540.603
Noncurrent-carrying electrical conduit and conduit fittings, incl. plastic conduit & fittings.		335932-4	12/81	592.463	591.987	589.733	581.608	584.517
Other noncurrent-carrying wiring devices and supplies (boxes, covers, bar hangers, etc.)		335932-6	12/81	514.213	544.810	544.428	546.966	547.017
Secondary products and miscellaneous receipts.		335932-SM						
All other electrical equipment & component mfg.	33599		12/03	169.813	170.189	170.184	170.725	170.742
Carbon and graphite product mfg.	335991		06/85	235.514	235.696	235.665	238.577	238.495
Primary products.		335991-P	06/85	249.828	250.023	249.990	253.116	253.028
Carbon and graphite products, including electrodes for electric arc furnaces.		335991-0	06/85	249.828	250.023	249.990	253.116	253.028
Secondary products and miscellaneous receipts.		335991-SM						
Miscellaneous receipts.		335991-M	10/88	149.998	149.998	149.998	149.834	—
Miscellaneous electrical equipment mfg.	335999		12/03	159.325	159.756	159.756	159.756	159.797
Primary products.		335999-P	12/03	156.301	156.810	156.810	156.810	156.810
Rectifying apparatus.		335999-3	12/85	212.752	218.926	218.926	218.926	218.926
All miscellaneous electrical equipment except rectifying apparatus.		335999-4	06/08	139.648	139.648	139.648	139.648	139.648
Secondary products and miscellaneous receipts.		335999-SM						
Transportation equipment manufacturing.	336		12/03	141.488	141.795	141.863	141.924	141.997
Motor vehicle manufacturing.	3361		12/03	125.183	125.405	125.327	125.171	125.110
Automobile and light truck manufacturing.	33611		12/03	122.685	122.918	122.834	122.661	122.569
Automobile, light truck and utility vehicle mfg.	336110		06/82	168.849	169.170	169.054	168.815	168.689
Primary products.		336110-P	06/82	166.643	166.962	166.847	166.601	166.475
Passenger cars and chassis.		336110-1	06/82	137.911	137.973	137.715	137.775	137.747
Trucks, truck tractors, & bus chassis 14,000 lb or less, incl. minivans & suvs.		336110-2	06/82	198.627	199.072	198.987	198.608	198.434
Secondary products and miscellaneous receipts.		336110-SM						
Heavy duty truck manufacturing.	33612		12/03	162.342	162.423	162.433	162.501	162.861
Heavy duty truck mfg.	336120		12/03	162.391	162.470	162.480	162.548	162.907
Primary products.		336120-P	12/03	163.910	163.910	163.920	163.989	164.355
Trucks, truck tractors, and bus chassis (chassis of own manufacture) 14,001 to 33,000 lbs.		336120-1	12/03	172.255	172.255	172.284	172.484	172.798
Secondary products and miscellaneous receipts.		336120-SM						
Motor vehicle body and trailer manufacturing.	3362		12/03	202.932	203.217	203.361	203.199	202.732
Motor vehicle body and trailer manufacturing.	33621		12/03	203.291	203.577	203.721	203.558	203.090
Motor vehicle body mfg.	336211		12/82	346.689	346.773	347.992	348.006	345.308
Primary products.		336211-P	12/82	342.675	342.749	343.535	343.550	340.654
Other truck and vehicle bodies, sold separately.		336211-5	12/08	155.431	155.431	156.003	156.003	153.444
Dump truck bodies, for sale separately.		336211-5A	12/08	179.071	179.071	179.071	—	—

See footnotes at end of table.

Table 11. Producer price indexes for net output of selected industries and their products, not seasonally adjusted — Continued
 [May 2024]

Title ¹	Industry code	Product code	Index base	Unadjusted index ²				
				Jan. 2024	Feb. 2024 ^P	Mar. 2024 ^P	Apr. 2024 ^P	May 2024 ^P
Motor vehicle body mfg - Continued								
All other truck and vehicle bodies, sold separately.....		336211-5B	12/08	153.553	153.553	154.364	154.364	150.753
Buses and firefighting vehicles, complete, produced on purchased chassis.....		336211-7	12/08	130.520	130.682	130.847	130.847	131.144
Other trucks and vehicles, complete, produced on purchased chassis.....		336211-9	12/08	163.232	163.265	163.473	163.507	163.541
Other trucks and vehicles, complete, produced on purchased chassis, except upfitting trucks.....		336211-91	09/15	149.833	149.909	150.389	150.466	150.545
Secondary products and miscellaneous receipts.....		336211-SM						
Secondary products.....		336211-S	12/82	292.023	292.214	298.651	298.650	298.919
Truck trailer mfg.....	336212		12/79	366.520	368.587	368.183	366.843	366.669
Primary products.....		336212-P	12/79	364.582	366.660	366.254	364.911	364.735
Truck trailers and chassis, axle rating 10,000 lbs or more.....		336212-1	12/79	348.967	351.148	350.721	349.312	349.127
Truck trailers and chassis, axle rating less than 10,000 lbs.....		336212-3	11/84	486.295	486.295	486.295	486.295	486.295
Secondary products and miscellaneous receipts.....		336212-SM						
Secondary products.....		336212-S1	05/21	151.124	150.672	150.672	150.672	150.731
Motor home mfg.....	336213		06/84	218.271	218.315	218.319	218.675	218.675
Primary products.....		336213-P	06/84	214.186	214.230	214.230	214.585	214.585
Motor homes built on purchased chassis.....		336213-0	06/06	127.690	127.716	127.716	127.928	127.928
Secondary products and miscellaneous receipts.....		336213-SM1						
Travel trailer and camper mfg.....	336214		12/03	208.116	208.012	208.012	208.012	208.012
Primary products.....		336214-P	12/03	209.717	209.620	209.620	209.620	209.620
Travel trailers.....		336214-1	06/84	281.432	281.432	281.432	281.432	281.432
Conventional travel trailers.....		336214-19	12/11	170.155	170.155	170.155	170.155	170.155
Automobile and light truck trailers.....		336214-3	12/92	260.812	260.124	260.124	260.124	260.124
Camping trailers, campers, pick-up covers, and parts.....		336214-5	06/84	350.175	350.175	350.175	350.175	350.175
Other parts and components, excluding appliances and furnishings.....		336214-53	06/84	351.999	351.999	351.999	351.999	351.999
Truck campers, caps, box covers, and fold-down camping trailers.....		336214-56	06/14	146.737	146.737	146.737	146.737	146.737
Secondary products and miscellaneous receipts.....		336214-SM						
Secondary products.....		336214-S	06/84	248.410	248.470	248.459	248.420	248.411
Motor vehicle parts manufacturing.....	3363		12/03	127.861	128.009	128.146	128.248	128.273
Motor vehicle gasoline engine and parts mfg.....	33631		12/03	126.672	126.879	127.865	127.871	127.800
Motor vehicle gasoline engine and engine parts mfg.....	336310		12/03	127.157	127.365	128.354	128.361	128.289
Primary products.....		336310-P	12/03	126.848	127.057	128.090	128.093	128.014
Gasoline engines and engine parts (excluding carburetors).....		336310-2	12/03	125.430	125.611	126.740	126.744	126.658
Carburetors, pistons, piston rings, and valves.....		336310-3	12/82	204.436	205.206	205.020	205.020	205.020
Secondary products and miscellaneous receipts.....		336310-SM						
Miscellaneous receipts.....		336310-M1	09/18	121.247	121.247	121.247	121.247	121.247
Secondary products.....		336310-S	12/11	116.551	116.718	116.766	116.832	116.907
Motor vehicle electric equipment.....	33632		12/03	123.548	124.016	124.044	123.955	123.965
Motor vehicle electrical and electronic equipment mfg.....	336320		12/03	123.078	123.543	123.572	123.483	123.493
Primary products.....		336320-P	12/03	116.828	117.280	117.311	117.509	117.513
Vehicular lighting equipment.....		336320-1	12/83	138.584	141.094	141.160	140.949	140.949
Other motor vehicle electrical and electronic equipment.....		336320-2	12/03	116.816	116.828	116.852	117.150	117.155
Battery charging alternators, generators, and regulators.....		336320-23	12/82	138.372	138.529	138.868	139.511	139.580
Parts for engine electrical and electronic equipment.....		336320-2A	12/82	167.600	167.600	167.600	177.808	177.808
All other miscellaneous non-engine electrical and electronic equipment.....		336320-2D	12/03	119.966	119.966	119.966	120.037	120.037
All other miscellaneous complete engine electrical equipment, including spark plugs.....		336320-2U	12/82	133.623	133.623	133.623	132.316	132.316
Secondary products and miscellaneous receipts.....		336320-SM						
Miscellaneous receipts.....		336320-M	12/03	142.960	143.074	142.835	142.828	143.098
Secondary products.....		336320-S	12/03	132.257	132.569	132.569	132.569	132.569
Motor vehicle steering and suspension parts.....	33633		12/03	110.425	110.425	110.294	111.014	110.393
Motor vehicle steering and suspension components (except spring) manufacturing.....	336330		12/03	110.216	110.216	110.086	110.804	110.185
Primary products.....		336330-P	12/03	107.142	107.142	107.048	107.829	107.160
Motor vehicle steering and suspension components (excluding spring), new and rebuilt.....		336330-0	12/99	106.946	106.946	106.852	107.632	106.965
Secondary and miscellaneous receipts.....		336330-SM						
Motor vehicle brake system manufacturing.....	33634		12/03	142.898	142.710	143.101	141.028	141.608
Motor vehicle brake system mfg.....	336340		12/03	142.883	142.694	143.086	141.011	141.592
Primary products.....		336340-P	12/03	144.111	143.911	144.326	142.122	142.739
Motor vehicle brake parts and assemblies, new.....		336340-1	12/88	152.727	152.494	152.977	150.640	151.295
Motor vehicle drum brake assemblies and parts, new.....		336340-1E	12/05	153.011	152.536	153.783	151.665	151.665
Motor vehicle disc brake assemblies and parts, new.....		336340-1F	12/11	145.415	145.415	145.415	139.296	139.296
Other motor vehicle brake parts and assemblies, new.....		336340-1G	12/99	125.845	125.664	125.890	126.095	127.373
Secondary products and miscellaneous receipts.....		336340-SM						
Motor vehicle power train components mfg.....	33635		12/03	137.923	137.983	137.684	137.905	137.852

See footnotes at end of table.

Table 11. Producer price indexes for net output of selected industries and their products, not seasonally adjusted — Continued
 [May 2024]

Title ¹	Industry code	Product code	Index base	Unadjusted index ²				
				Jan. 2024	Feb. 2024 ^P	Mar. 2024 ^P	Apr. 2024 ^P	May 2024 ^P
Motor vehicle transmission and power train parts manufacturing.....	336350		12/03	136.286	136.346	136.050	136.269	136.216
Primary products.....		336350-P	12/03	130.548	130.618	130.330	130.544	130.502
Motor vehicle drive train components, excluding wheels and brakes, new.....		336350-2	12/88	133.733	133.810	133.500	133.732	133.686
Motor vehicle transmissions (except auxiliary and parts), new.....		336350-20	06/12	118.700	118.562	118.019	117.914	117.914
Parts for manual and automatic transmissions, new.....		336350-23	12/88	130.068	130.139	130.102	130.076	130.156
Other motor vehicle drive train components, except wheels and brakes, new.....		336350-25	12/99	99.712	100.080	100.053	100.882	100.693
Motor vehicle drive train components, rebuilt.....		336350-3	12/03	152.595	152.595	152.543	152.543	152.543
Secondary products and miscellaneous receipts.....		336350-SM						
Secondary products.....		336350-S	12/03	142.385	141.388	141.309	141.307	140.535
Motor vehicle seating and interior trim mfg.....	33636		12/03	114.090	114.071	114.569	114.952	115.017
Motor vehicle seating and interior trim mfg.....	336360		12/03	114.030	114.005	114.501	114.883	114.948
Primary products.....		336360-P	12/03	112.234	112.415	112.916	113.300	113.372
Automobile trimmings.....		336360-1	12/03	93.418	93.552	93.921	94.581	94.581
Seats for public conveyance and aircraft.....		336360-3	12/01	117.695	117.964	118.712	118.747	118.905
Secondary products and miscellaneous receipts.....		336360-SM						
Secondary products.....		336360-S	12/03	161.692	157.084	156.496	156.623	156.529
Motor vehicle metal stamping.....	33637		12/03	129.982	130.869	130.544	130.976	130.873
Motor vehicle metal stamping.....	336370		12/82	142.362	143.332	142.977	143.450	143.337
Primary products.....		336370-P	12/82	133.347	134.295	133.933	134.414	134.295
Automotive job stampings (truck, bus, and passenger car).....		336370-0	12/82	133.347	134.295	133.933	134.414	134.295
Secondary products and miscellaneous receipts.....		336370-SM						
Secondary products.....		336370-S	12/82	142.912	143.015	143.148	142.920	142.952
Other motor vehicle parts manufacturing.....	33639		12/03	127.649	127.534	127.480	127.596	127.834
Other motor vehicle parts mfg.....	336390		12/03	130.186	130.068	130.013	130.131	130.373
Primary products.....		336390-P	12/03	127.709	127.594	127.538	127.661	127.909
Filters, new, internal combustion engines and motor vehicles.....		336390-A	12/82	191.544	191.544	191.544	191.544	192.184
All other motor vehicle parts and accessories, including trailer hitches.....		336390-8	12/03	117.980	118.270	118.166	118.167	118.330
Secondary products and miscellaneous receipts.....		336390-SM						
Miscellaneous receipts.....		336390-M	12/11	—	—	—	115.422	—
Secondary products.....		336390-S	12/11	127.760	127.877	127.882	—	—
Aerospace product and parts manufacturing.....	3364		06/85	274.112	275.240	275.625	276.384	276.779
Aerospace product and parts manufacturing.....	33641		06/85	274.112	275.240	275.625	276.384	276.779
Aircraft mfg.....	336411		12/85	285.805	286.627	287.072	287.549	288.011
Primary products.....		336411-P	12/85	273.779	274.614	275.065	275.523	275.992
Civilian aircraft.....		336411-3	12/85	336.961	338.428	339.222	340.026	340.850
Military aircraft.....		336411-4	06/13	112.014	112.014	112.014	112.014	112.014
Secondary products and miscellaneous receipts.....		336411-SM						
Secondary products.....		336411-S	12/85	496.996	496.996	496.996	497.890	497.890
Aircraft engine and engine parts mfg.....	336412		12/85	265.876	268.993	269.002	269.476	269.859
Primary products.....		336412-P	12/85	262.237	264.314	264.334	265.020	265.584
Aeronautical services on aircraft engines.....		336412-5	12/85	281.979	294.701	294.701	294.701	294.701
Aircraft engine parts and accessories.....		336412-7	12/85	275.905	276.772	276.822	278.099	279.150
Parts and accessories for military aircraft engines.....		336412-75	12/11	126.988	126.988	126.925	127.056	128.441
Parts and accessories for civilian aircraft engines.....		336412-77	12/11	123.047	123.623	123.687	124.474	124.514
Secondary products and miscellaneous receipts.....		336412-SM						
Secondary products.....		336412-S	12/85	255.709	263.199	263.199	263.564	263.629
Other aircraft parts and equipment mfg.....	336413		06/85	206.991	207.745	207.969	210.575	210.587
Primary products.....		336413-P	06/85	202.120	202.611	202.625	205.267	205.279
Aircraft propellers and helicopter rotors.....		336413-1	12/91	222.086	222.086	222.284	223.594	223.594
Aircraft parts and auxiliary equipment.....		336413-7	06/85	193.984	194.501	194.501	197.186	197.199
Aircraft landing gear for civilian and military aircraft.....		336413-72	06/08	195.624	197.275	197.275	197.275	197.515
Other aircraft subassemblies and parts for military aircraft.....		336413-73	06/08	126.325	128.297	128.297	128.297	128.297
Other aircraft subassemblies and parts for civilian aircraft.....		336413-74	06/08	114.079	114.079	114.079	116.139	116.139
Secondary products and miscellaneous receipts.....		336413-SM						
Secondary products.....		336413-S	06/85	255.843	256.883	262.070	261.547	261.471
Railroad rolling stock manufacturing.....	3365		06/84	229.946	230.369	230.646	230.595	230.596
Railroad rolling stock manufacturing.....	33651		06/84	230.025	230.448	230.725	230.674	230.675
Railroad rolling stock mfg.....	336510		06/84	229.823	230.247	230.523	230.472	230.473
Primary products.....		336510-P	06/84	236.497	236.914	237.193	237.018	237.018
Street, subway, trolley, and rapid transit cars, and railway maintenance equipment and parts.....		336510-5	06/84	195.102	195.828	196.315	196.009	196.009
Railway maintenance of way equipment & parts, parts for all railcars, & other railway vehicles.....		336510-54	06/84	195.882	196.774	197.372	196.996	196.996
Secondary products and miscellaneous receipts.....		336510-SM						

See footnotes at end of table.

Table 11. Producer price indexes for net output of selected industries and their products, not seasonally adjusted — Continued
 [May 2024]

Title ¹	Industry code	Product code	Index base	Unadjusted index ²				
				Jan. 2024	Feb. 2024 ^P	Mar. 2024 ^P	Apr. 2024 ^P	May 2024 ^P
Railroad rolling stock mfg - Continued								
Miscellaneous receipts.....		336510-M	06/84	167.982	170.608	170.608	170.608	170.608
Secondary products.....		336510-S1	12/11	113.983	113.983	113.983	113.982	114.030
Ship and boat building.....	3366		12/84	281.312	281.698	282.506	283.214	284.843
Ship and boat building.....	33661		12/84	281.323	281.709	282.518	283.225	284.854
Ship building and repairing.....	336611		12/85	247.873	248.507	249.394	250.125	251.971
Primary products.....		336611-P	12/85	237.016	237.475	238.310	239.020	240.810
Ship repair, nonmilitary.....		336611-A	12/85	341.354	341.354	347.457	347.457	357.143
Military self-propelled ships, new construction.....		336611-5	12/85	191.636	192.459	192.487	193.337	193.698
Ship repair, military.....		336611-8	12/85	207.967	207.967	208.565	209.606	210.959
Nonmilitary self-propelled ships, new construction.....		336611-9	12/85	425.071	425.071	425.071	425.071	425.071
Secondary products and miscellaneous receipts.....		336611-SM2						
Boat building.....	336612		12/81	382.633	382.174	382.690	383.294	384.139
Primary products.....		336612-P	12/81	381.507	381.040	381.563	382.174	383.030
Outboard motorboats, including commercial and military (except sailboats and lifeboats).....		336612-1	12/81	458.958	458.363	459.117	460.035	461.225
Outboard motorboats, wood or metal, incl. comm. and military (exc. sailboats and lifeboats).....		336612-11	06/11	177.436	175.107	175.546	176.422	176.596
Outboard motorboats, plastics/fiberglass, incl. comm. and mil. (exc. sailboats and lifeboats).....		336612-14	06/11	172.478	173.355	173.562	173.634	174.231
Inboard motorboats, including commercial and military (except sailboats and lifeboats).....		336612-3	12/81	372.035	373.348	373.515	376.383	376.383
Inboard cabin cruisers, including commercial and military (except sailboats and lifeboats).....		336612-31	06/11	153.993	154.788	154.889	155.132	155.132
Other inboard motorboats, including commercial and military (except sailboats and lifeboats).....		336612-32	06/11	152.888	152.888	152.888	156.092	156.092
Inboard-outdrive boats, including commercial and military (except sailboats and lifeboats).....		336612-5	12/81	298.603	297.318	297.358	295.806	296.298
All other inboard-outdrive boats, incl. comm. and military (except sailboats and lifeboats).....		336612-52	06/11	142.282	141.624	141.644	140.958	141.192
All other boats (excluding military and commercial).....		336612-8	12/81	306.281	306.281	306.281	306.281	306.281
Secondary products and miscellaneous receipts.....		336612-SM						
Miscellaneous receipts.....		336612-M	12/88	341.350	341.350	341.350	341.350	341.350
Other transportation equipment manufacturing.....	3369		12/03	128.503	128.630	128.236	128.240	128.204
Other transportation equipment manufacturing.....	33699		12/03	128.503	128.630	128.236	128.240	128.204
Motorcycle, bicycle, and parts mfg.....	336991		12/84	161.064	161.420	164.130	164.140	164.140
Primary products.....		336991-P	12/84	166.443	166.783	169.558	169.570	169.570
Motorcycles, including three-wheel motorbikes, motorscooters, mopeds, and parts.....		336991-3	12/84	189.985	189.985	193.730	193.730	193.730
Bicycles, including parts (excluding children's 2-wheel sidewalk cycles).....		336991-4	12/84	159.003	161.107	161.107	161.180	161.180
Cycles, all types, tubular construction.....		336991-42	12/98	130.343	133.840	133.840	133.840	133.840
Parts for bicycles, unicycles, and adult tricycles.....		336991-45	12/84	168.075	168.229	168.229	168.375	168.375
Secondary products and miscellaneous receipts.....		336991-SM						
Secondary products.....		336991-S	12/84	184.854	—	—	—	—
All other transportation equipment mfg.....	336999		12/03	131.423	131.433	129.079	129.079	129.015
Primary products.....		336999-P	12/03	129.539	129.549	127.140	127.139	127.074
All-terrain vehicles and parts.....		336999-4	06/08	118.920	118.951	118.007	118.006	118.007
All other miscellaneous transportation equipment.....		336999-6	06/08	121.736	121.736	118.445	118.445	118.445
Secondary products and miscellaneous receipts.....		336999-SM						
Secondary products.....		336999-S	12/03	173.865	173.865	175.003	175.003	175.003
Furniture & related product mfg.....	337		12/84	268.457	270.726	271.275	271.356	272.400
HH & institutional furniture & kitchen cabinet mfg.....	3371		12/84	253.809	255.304	255.998	255.898	257.050
Wood kitchen cabinet & countertop mfg.....	33711		12/03	157.968	160.641	160.641	160.641	160.641
Wood kitchen cabinet and countertop mfg.....	337110		06/84	266.717	271.235	271.235	271.235	271.235
Primary products.....		337110-P	12/03	158.126	160.616	160.616	160.616	160.616
Custom wood kitchen cabinets, bathroom vanities, and related cabinet sold directly to customers.....		337110-H	03/04	147.087	148.906	148.906	148.906	148.906
Stock wood kitchen cabinets and related cabinetwork for permanent installation. ...		337110-1	06/84	246.064	246.279	246.279	246.279	246.279
Secondary products and miscellaneous receipts.....		337110-SM						
Household & institutional furniture mfg.....	33712		12/03	179.273	179.257	180.013	179.905	181.160
Upholstered household furniture mfg.....	337121		06/82	263.997	264.015	266.368	266.499	270.196
Primary products.....		337121-P	06/82	253.426	253.445	255.849	255.982	259.339
Upholstered household furniture, excl. dual-purpose sleep furniture.....		337121-1	06/82	248.598	248.661	251.387	251.542	254.405
Upholstered household sofas, davenports, settees, and loveseats, except custom.....		337121-11	06/82	247.476	247.492	250.387	250.616	252.896
Upholstered household sectional sofa pieces, except custom.....		337121-12	12/87	208.737	208.922	209.035	208.995	212.292

See footnotes at end of table.

Table 11. Producer price indexes for net output of selected industries and their products, not seasonally adjusted — Continued
 [May 2024]

Title ¹	Industry code	Product code	Index base	Unadjusted index ²				
				Jan. 2024	Feb. 2024 ^P	Mar. 2024 ^P	Apr. 2024 ^P	May 2024 ^P
Upholstered household furniture mfg - Continued								
Upholstered household rocking chairs, including swivel rockers, except custom.....		337121-13	06/82	221.286	221.290	222.265	223.409	223.409
Other upholstered household furniture, including custom sold at retail.....		337121-15	06/05	188.607	188.634	194.816	194.816	195.372
Dual-purpose sleep furniture incl. futon, conv. sofa, jackknife & chair beds, except custom.....		337121-4	06/89	284.568	284.332	284.913	284.924	291.173
Secondary products and miscellaneous receipts.....		337121-SM						
Nonupholstered wood household furniture mfg.....	337122		12/79	341.919	340.326	340.327	340.065	339.374
Primary products.....		337122-P	12/79	361.021	358.823	358.823	358.445	357.485
Wood dining room, kitchen, outdoor, and ready-to-assemble furniture, excl. cabinets and custom.....		337122-G	12/22	103.044	103.044	103.044	103.044	104.412
Wood household den, family room, library, and living room furniture, except custom.....		337122-1	12/79	358.247	357.904	357.904	357.904	363.464
Wood bedroom furniture, including infants' and children's, except custom.....		337122-8	12/79	354.195	348.332	348.332	347.299	337.905
Secondary products and miscellaneous receipts.....		337122-SM						
Secondary products.....		337122-S	12/79	283.148	283.170	283.184	283.293	283.345
Household furniture (except wood and upholstered) mfg.....	337126		06/84	255.103	255.677	254.780	256.077	254.818
Primary products.....		337126-P	06/84	245.689	246.548	246.255	246.489	246.321
Metal dining room and kitchen furniture, incl. padded and plain chairs and stools..		337126-1	06/84	207.431	207.709	203.368	206.831	204.344
Metal outdoor and casual furniture, incl. beach, lawn, garden and porch.....		337126-3	06/84	359.169	359.169	359.169	359.169	359.169
Nonupholstered household furniture (except wood and metal).....		337126-6	12/85	140.969	-	-	-	-
Secondary products and miscellaneous receipts.....		337126-SM						
Secondary products.....		337126-S	06/84	305.756	303.488	296.932	308.242	296.692
Institutional furniture mfg.....	337127		12/03	212.186	212.422	212.532	211.182	211.940
Primary products.....		337127-P	12/03	214.500	214.736	214.845	213.453	214.242
Other institutional furniture.....		337127-B	12/11	157.970	158.544	158.835	158.081	158.473
School furniture (except stone and concrete), excl. library furniture.....		337127-1	12/84	387.995	387.995	387.995	384.447	384.447
Public building and related furniture, excl. bar, bowling, cafeteria, restaurant and school.....		337127-5	12/84	317.216	317.216	317.216	317.683	320.228
Public furniture (bar, bowling center, cafeteria, and restaurant).....		337127-8	12/03	201.815	201.815	201.745	196.282	196.282
Secondary products and miscellaneous receipts.....		337127-SM						
Miscellaneous receipts.....		337127-M	12/03	206.460	206.460	206.460	206.460	206.460
Secondary products.....		337127-S	12/03	178.596	179.003	179.229	178.517	178.655
Office furniture (including fixtures) mfg.....	3372		12/03	199.783	203.078	203.691	203.550	203.925
Office furniture (including fixtures) mfg.....	33721		12/03	199.783	203.078	203.691	203.550	203.925
Wood office furniture mfg.....	337211		06/85	275.459	278.335	278.355	278.355	278.903
Primary products.....		337211-P	06/85	270.137	273.264	273.286	273.286	273.870
Wood office furniture panel systems, desking systems, and other wood office furniture.....		337211-A	06/98	157.195	159.284	159.284	159.284	159.284
Wood office seating, including upholstered.....		337211-1	06/98	193.223	196.471	196.471	196.471	196.807
Wood office desks and desk extensions.....		337211-4	06/85	323.905	328.729	328.816	328.816	330.123
Wood office files, storage units, and tables.....		337211-7	06/98	192.534	192.979	192.979	192.979	193.387
Secondary products and miscellaneous receipts.....		337211-SM						
Secondary products.....		337211-S	06/85	282.794	282.794	282.794	282.794	282.901
Custom architectural woodwork and millwork.....	337212		12/03	180.638	180.638	181.513	181.419	183.454
Primary products.....		337212-P	12/03	176.654	176.654	177.548	177.548	179.627
Custom architectural woodwork, millwork, and fixtures.....		337212-0	12/03	176.654	176.654	177.548	177.548	179.627
Secondary products and miscellaneous receipts.....		337212-SM						
Office furniture, except wood, mfg.....	337214		12/79	411.965	422.032	420.734	422.149	419.638
Primary products.....		337214-P	12/79	412.956	423.153	421.760	423.200	420.644
Office furniture, other types, except wood, including panel systems.....		337214-A	12/79	495.430	500.079	497.433	507.224	503.559
Office seating, including upholstered, except wood.....		337214-1	12/79	291.294	300.522	300.621	300.621	300.621
Office desk and desk extensions, except wood.....		337214-4	12/79	496.902	510.531	509.437	511.149	511.149
Office files, storage units, and tables, except wood.....		337214-7	06/95	223.135	231.909	230.813	226.934	223.984
Secondary products and miscellaneous receipts.....		337214-SM						
Showcases, partitions, shelving, and lockers mfg.....	337215		12/03	210.639	216.286	218.282	216.988	217.247
Primary products.....		337215-P	12/03	187.722	192.924	194.382	193.032	193.294
Bookstacks and other shelving, except wood.....		337215-A2	06/06	159.195	159.874	164.251	158.897	158.846
Storage racks and accessories, except wood.....		337215-E	12/83	256.304	262.206	256.304	251.393	251.393
Fixtures (bank, office, and store), except wood.....		337215-G	12/83	322.941	365.123	361.806	363.348	-
Secondary products and miscellaneous receipts.....		337215-SM						
Other furniture related product mfg.....	3379		12/03	177.710	177.483	176.999	177.844	179.000
Mattress mfg.....	33791		12/03	177.474	177.162	176.496	177.658	177.766
Mattress mfg.....	337910		06/83	248.662	248.224	247.291	248.919	249.070
Primary products.....		337910-P	06/83	246.566	246.124	245.170	246.814	246.966
Mattress and foundation sets.....		337910-E	12/03	137.385	137.385	137.290	137.290	137.290

See footnotes at end of table.

Table 11. Producer price indexes for net output of selected industries and their products, not seasonally adjusted — Continued
 [May 2024]

Title ¹	Industry code	Product code	Index base	Unadjusted index ²				
				Jan. 2024	Feb. 2024 ^P	Mar. 2024 ^P	Apr. 2024 ^P	May 2024 ^P
Mattress mfg - Continued								
Innerspring mattresses, excluding crib-size		337910-1	01/04	204.354	203.347	201.816	205.560	205.628
Other mattresses, including crib, foam, waterbed mattresses and mattress inserts.....		337910-4	06/83	249.750	249.750	249.155	249.155	249.206
Foundations, excl. innerspring units, hybrid-type flotation, ensembles, and adjustable units.....		337910-7	12/03	198.691	198.691	197.721	197.721	198.740
Secondary products and miscellaneous receipts.....		337910-SM						
Blind & shade mfg.	33792		12/03	195.081	195.081	195.081	195.081	199.400
Blind and shade mfg.	337920		06/84	296.157	296.157	296.157	296.157	302.714
Primary products.....		337920-P	06/84	311.775	311.775	311.775	311.775	318.813
Other blinds and shades, including curtain and drapery fixtures, poles and rods. . .		337920-8	06/84	229.468	229.468	229.468	229.468	234.157
Secondary products and miscellaneous receipts.....		337920-SM						
Miscellaneous mfg.	339		12/03	147.121	147.577	148.243	148.760	149.535
Medical equipment & supplies mfg.	3391		12/03	133.846	134.377	134.778	135.288	135.711
Medical equipment & supplies mfg.	33911		12/03	133.849	134.379	134.780	135.290	135.713
Surgical and medical instrument mfg.	339112		06/82	153.315	153.334	154.296	154.304	154.307
Primary products.....		339112-P	06/82	154.611	154.631	155.596	155.605	155.592
Surgical and medical instruments.....		339112-0	06/82	148.168	148.187	149.112	149.120	149.108
Surgical and orthopedic instruments.....		339112-01	06/12	114.839	114.839	117.256	117.277	117.251
Surgical and medical catheters.....		339112-05	06/82	118.834	118.815	120.188	120.188	120.188
Other surgical and medical apparatus and instruments, excluding parts.....		339112-06	06/12	107.524	107.573	107.129	107.129	107.129
Parts for surgical and medical apparatus and instruments.....		339112-09	06/12	115.738	115.738	114.901	114.901	114.870
Secondary products and miscellaneous receipts.....		339112-SM						
Secondary products.....		339112-S	10/82	127.262	127.262	127.852	127.852	128.112
Surgical appliance and supplies mfg.	339113		06/83	239.609	240.409	240.467	242.830	244.790
Primary products.....		339113-P	06/83	245.231	246.099	246.156	248.620	250.814
Medical and surgical appliances and supplies, incl. orthopedic, prosthetic, and therapeutic.....		339113-2	06/83	231.427	232.424	231.940	234.085	236.174
Other orthopedic and prosthetic appliances.....		339113-22	12/03	99.981	99.951	99.899	100.092	100.704
Other medical and surgical appliances and supplies.....		339113-27	12/03	143.687	144.561	144.472	146.126	146.539
Hospital beds and specialized hospital furniture.....		339113-4	12/11	142.332	142.332	144.179	149.003	151.021
Personal industrial and nonindustrial safety equipment and clothing.....		339113-6	06/83	301.874	302.435	303.688	303.688	305.351
Secondary products and miscellaneous receipts.....		339113-SM						
Secondary products.....		339113-S	06/83	171.690	171.963	172.044	173.888	173.903
Dental equipment and supplies mfg.	339114		06/85	476.565	478.318	478.145	478.163	478.335
Primary products.....		339114-P	06/85	455.030	456.293	456.129	456.451	456.915
Dental professional equipment and supplies.....		339114-1	06/97	209.396	210.135	210.053	210.128	210.308
Professional dental equipment.....		339114-11	06/85	336.790	337.290	337.239	337.274	337.341
Professional dental supplies.....		339114-12	06/85	303.837	306.164	305.899	306.164	306.830
Secondary products and miscellaneous receipts.....		339114-SM						
Miscellaneous receipts.....		339114-M	06/85	-	322.779	322.661	319.646	316.801
Ophthalmic goods mfg.	339115		12/83	182.986	188.114	188.114	188.114	188.114
Primary products.....		339115-P	12/83	179.863	185.016	185.016	185.016	185.016
Secondary products and miscellaneous receipts.....		339115-SM						
Other miscellaneous mfg.	3399		12/85	221.314	221.776	223.178	223.879	225.598
Jewelry & silverware mfg.	33991		12/85	266.276	266.288	269.386	273.760	275.193
Jewelry and silverware mfg.	339910		12/11	125.579	125.584	127.046	129.109	129.785
Primary products.....		339910-P	12/11	125.670	125.635	127.118	129.214	129.903
Jewelry, gold and platinum.....		339910-1	12/85	274.225	273.698	278.886	285.429	288.621
Costume jewelry and novelties.....		339910-4	12/03	167.182	167.182	167.182	167.182	165.389
All other jewelry and personal goods (excluding costume).....		339910-8	12/11	120.486	121.167	121.742	123.667	124.293
Secondary products and miscellaneous receipts.....		339910-SM						
Miscellaneous receipts.....		339910-M	12/11	131.412	134.482	134.902	135.398	-
Sporting & athletic goods mfg.	33992		12/03	142.446	142.763	142.763	142.763	142.763
Sporting and athletic goods mfg.	339920		12/85	174.441	174.830	174.830	174.830	174.830
Primary products.....		339920-P	12/85	170.306	170.681	170.681	170.681	170.681
Other sporting and athletic goods.....		339920-A	12/85	180.444	180.444	180.444	180.444	180.444
Golf equipment, excluding apparel and shoes.....		339920-4	12/85	84.452	84.452	84.452	84.452	-
Playground equipment.....		339920-5	06/92	466.270	466.270	466.270	466.270	466.270
Gymnasium and exercise equipment.....		339920-7	06/92	152.809	154.297	154.297	154.297	154.297
Secondary products and miscellaneous receipts.....		339920-SM						
Secondary products.....		339920-S	12/85	261.847	261.847	261.847	261.847	261.847
Doll, toy & game mfg.	33993		12/03	157.435	157.435	157.435	157.431	157.431
Doll, toy, and game mfg.	339930		06/85	190.071	190.071	190.071	190.066	190.066

See footnotes at end of table.

Table 11. Producer price indexes for net output of selected industries and their products, not seasonally adjusted — Continued
 [May 2024]

Title ¹	Industry code	Product code	Index base	Unadjusted index ²				
				Jan. 2024	Feb. 2024 ^P	Mar. 2024 ^P	Apr. 2024 ^P	May 2024 ^P
Doll, toy, and game mfg - Continued								
Primary products.....		339930-P	06/85	188.817	188.817	188.817	188.811	188.811
Models (operating & static), craft kits/supply, natural science kits, & collectors' miniatures.....		339930-6	06/85	283.228	283.228	283.228	282.581	282.581
Other nonelectronic toys, including parts.....		339930-8	06/85	196.723	196.723	196.723	196.723	196.723
Secondary products and miscellaneous receipts.....		339930-SM						
Office supplies (exc paper) mfg.....	33994		12/85	193.612	193.583	194.150	195.447	195.442
Office supplies, except paper, mfg.....	339940		12/11	132.481	132.462	132.850	133.738	133.734
Primary products.....		339940-P	12/11	128.148	128.140	128.542	129.462	129.458
Lead pencils, art goods, office supplies & small office equipment, excluding paper.....		339940-2	12/03	151.631	151.631	151.631	151.631	151.631
Marking devices.....		339940-3	12/85	190.282	190.671	190.671	191.375	191.375
Secondary products and miscellaneous receipts.....		339940-SM						
Miscellaneous receipts.....		339940-M	12/11	156.586	156.586	156.586	156.586	156.586
Secondary Products.....		339940-S	12/11	159.346	158.802	158.802	158.802	158.802
Sign mfg.....	33995		12/03	165.635	166.723	170.064	170.391	173.530
Sign mfg.....	339950		12/85	240.743	242.325	247.179	247.655	252.217
Primary products.....		339950-P	12/85	240.024	241.282	246.558	247.076	252.067
Nonelectric signs and displays, including trade show exhibits.....		339950-4	12/85	290.086	292.827	295.828	296.955	300.536
Secondary products and miscellaneous receipts.....		339950-SM						
All other misc mfg.....	33999		12/03	165.329	165.420	165.522	165.730	166.814
Gasket, packing, and sealing device mfg.....	339991		12/85	238.097	236.945	237.129	237.125	240.192
Primary products.....		339991-P	12/85	246.388	245.062	245.266	245.266	248.589
Molded packing and seals.....		339991-2	06/07	149.663	149.663	149.663	149.663	149.663
Nonmetallic gaskets and gasketing.....		339991-3	12/85	276.153	276.153	276.844	276.844	277.078
Metallic gaskets and machined seals.....		339991-7	12/85	289.428	289.428	289.428	289.428	304.179
Rotary oil seals.....		339991-9	12/90	193.757	193.757	193.757	193.757	193.757
Secondary products and miscellaneous receipts.....		339991-SM						
Miscellaneous receipts.....		339991-M	06/97	146.483	147.056	147.056	147.056	148.496
Musical instrument mfg.....	339992		06/85	287.345	287.345	287.345	291.555	291.555
Primary products.....		339992-P	06/85	288.161	288.161	288.161	292.403	292.403
Nonelectronic pianos, organs, and nonelectronic pianos and organ parts, excluding benches.....		339992-A	12/09	167.248	167.248	167.248	167.248	-
Other musical instruments and parts.....		339992-7	06/85	274.868	274.868	274.868	279.484	279.484
Other electronic musical instruments, excluding electronic organs.....		339992-71	12/09	152.827	152.827	152.827	157.727	157.727
Other nonelectronic musical instruments.....		339992-72	06/99	157.070	157.070	157.070	157.872	157.872
Parts and accessories for other musical instruments, sold separately, excl. benches & cases.....		339992-73	06/85	223.796	223.796	223.796	223.796	223.796
Secondary products and miscellaneous receipts.....		339992-SM						
Miscellaneous receipts.....		339992-M	06/85	289.817	289.817	289.817	289.817	289.817
Fastener, button, needle, and pin mfg.....	339993		12/85	252.829	252.829	252.829	252.829	252.829
Primary products.....		339993-P	12/85	259.012	259.012	259.012	259.012	259.012
Fasteners, zippers, buttons, needles, pins, and buckles (except precious metal) ..		339993-0	12/85	259.012	259.012	259.012	259.012	259.012
Secondary products and miscellaneous receipts.....		339993-SM						
Broom, brush, and mop mfg.....	339994		12/85	217.510	217.888	217.909	218.071	218.071
Primary products.....		339994-P	12/85	219.693	220.084	220.084	220.252	220.252
Brooms, mops and dusters.....		339994-1	12/85	260.376	260.376	260.376	260.376	260.376
Brooms.....		339994-11	06/07	159.624	159.624	159.624	159.624	159.624
Mops and dusters, including refills.....		339994-13	06/07	142.316	142.316	142.316	142.316	142.316
Paint and varnish brushes, paint holders, pads, roller frames and rollers.....		339994-3	12/85	184.567	187.294	187.294	187.294	187.294
Paint and varnish brushes.....		339994-31	06/07	133.099	137.107	137.107	137.107	137.107
Paint holders, pads, roller frames and rollers.....		339994-32	06/07	113.363	113.487	113.487	113.487	113.487
Other types of brushes.....		339994-5	12/85	223.834	223.700	223.700	224.004	224.004
Personal brushes.....		339994-51	06/07	107.537	107.537	107.537	-	-
All other types of brushes, except personal.....		339994-52	06/07	172.724	172.556	172.556	172.556	172.556
Secondary and miscellaneous receipts.....		339994-SM						
Burial casket mfg.....	339995		12/84	476.969	476.969	476.969	477.531	477.531
Primary products.....		339995-P	12/84	477.500	477.500	477.500	478.075	478.075
Metal burial caskets and coffins, completely lined and trimmed, adult sizes only. ..		339995-1	12/84	484.177	484.177	484.177	485.210	485.210
Secondary products and miscellaneous receipts.....		339995-SM						
All other miscellaneous mfg.....	339999		12/85	211.286	211.998	212.169	212.176	213.503
Primary products.....		339999-P	12/85	223.023	223.827	224.012	224.012	225.513
Mirror and picture frames and framed pictures.....		339999-E	06/84	253.914	262.001	262.001	262.001	262.001
All other miscellaneous fabricated products, incl. fire extinguishers and umbrellas.....		339999-L	12/85	269.213	269.249	269.566	269.566	272.140
Candles, including tapers.....		339999-5	12/85	210.737	210.737	210.737	210.737	210.737

See footnotes at end of table.

Table 11. Producer price indexes for net output of selected industries and their products, not seasonally adjusted — Continued
 [May 2024]

Title ¹	Industry code	Product code	Index base	Unadjusted index ²				
				Jan. 2024	Feb. 2024 ^P	Mar. 2024 ^P	Apr. 2024 ^P	May 2024 ^P
All other miscellaneous mfg - Continued								
Secondary products and miscellaneous receipts.....		339999-SM						
Secondary products.....		339999-S	12/85	174.837	174.837	175.020	175.171	175.131
Services industries								
Merchant wholesalers, durable goods.....	423		06/04	205.735	205.317	201.653	201.738	202.388
Motor vehicle and parts merchant wholesalers.....	4231		05/19	144.845	149.505	141.824	139.393	138.054
Motor vehicle and parts merchant wholesalers.....	42310		05/19	144.864	149.515	141.839	139.407	138.062
Motor vehicle and parts merchant wholesalers.....	423100		05/19	144.815	149.483	141.798	139.367	138.034
Primary services.....		423100-P	02/09	183.618	190.811	180.324	177.181	176.347
Motor vehicle and parts wholesaler services.....		423100-1	02/09	183.618	190.811	180.324	177.181	176.347
Other receipts.....		423100-SM	05/19	—	166.427	172.174	170.302	150.538
Furniture and home furnishing merchant wholesalers.....	4232		05/19	137.630	135.293	133.835	143.931	143.214
Furniture and home furnishing merchant wholesalers.....	42320		05/19	137.630	135.293	133.835	143.931	143.214
Furniture and home furnishing merchant wholesalers.....	423200		05/19	137.650	135.313	133.856	143.950	143.233
Primary services.....		423200-P	02/09	150.813	148.242	146.638	157.745	156.956
Furniture and home furnishing wholesaler services.....		423200-1	02/09	150.813	148.242	146.638	157.745	156.956
Lumber and other construction materials merchant wholesalers.....	4233		05/19	136.442	134.577	134.849	135.268	134.248
Lumber and other construction materials merchant wholesalers.....	42330		05/19	136.442	134.577	134.849	135.268	134.248
Lumber and other construction materials merchant wholesalers.....	423300		05/19	136.457	134.653	134.927	135.344	134.354
Primary services.....		423300-P	02/09	145.307	143.201	143.417	143.871	142.760
Lumber and other construction material wholesaler services.....		423300-1	02/09	145.307	143.201	143.417	143.871	142.760
Other receipts.....		423300-SM	05/19	140.473	146.904	150.564	150.564	152.063
Professional and commercial equipment and supplies merchant wholesalers.....	4234		05/19	126.544	124.403	121.286	124.486	123.752
Professional and commercial equipment and supplies merchant wholesalers.....	42340		05/19	126.544	124.403	121.286	124.486	123.752
Professional and commercial equipment and supplies merchant wholesalers.....	423400		05/19	126.823	124.680	121.564	124.755	124.022
Primary services.....		423400-P	02/09	153.846	151.110	146.970	151.639	150.611
Professional and commercial equipment and supplies wholesaler services.....		423400-1	02/09	153.846	151.110	146.970	151.639	150.611
Wholesaling of new and used computer equipment.....		423400-11	02/09	164.601	155.302	149.771	—	—
Wholesaling of surgical, medical, dental, and hospital equipment and supplies...		423400-12	02/09	—	—	138.696	137.874	137.736
Wholesaling of other professional equipment and supplies and all other goods...		423400-13	06/13	169.435	168.662	174.218	174.686	168.930
Other receipts.....		423400-SM	05/19	120.842	119.483	118.312	117.361	117.361
Metal and mineral (except petroleum) merchant wholesalers.....	4235		05/19	176.772	148.991	149.819	137.734	135.039
Metal and mineral (except petroleum) merchant wholesalers.....	42350		05/19	176.772	148.991	149.819	137.734	135.039
Metal and mineral (except petroleum) merchant wholesalers.....	423500		05/19	176.852	148.999	149.874	137.759	135.058
Primary services.....		423500-P	02/09	256.383	215.088	217.086	199.129	195.141
Metals and minerals wholesaler services.....		423500-1	02/09	256.383	215.088	217.086	199.129	195.141
Household appliances and electrical and electronic goods merchant wholesalers.....	4236		05/19	153.885	155.483	154.943	158.908	158.012
Household appliances and electrical and electronic goods merchant wholesalers.....	42360		05/19	153.885	155.483	154.943	158.908	158.012
Household appliances and electrical and electronic goods merchant wholesalers.....	423600		05/19	153.878	155.479	154.925	158.897	158.000
Primary services.....		423600-P	02/09	165.797	167.860	165.524	170.644	169.487
Household appliances, electrical, and electronics wholesaler services.....		423600-1	02/09	165.797	167.860	165.524	170.644	169.487
Wholesaling of household appliances and electrical and electronic goods.....		423600-11	02/09	164.820	166.843	164.799	169.830	168.615
Wholesaling of all other goods, except appliances and electrical and electronic goods.....		423600-12	05/19	143.372	145.841	136.965	142.823	143.415
Hardware, plumbing and heating equipment and supplies merchant wholesalers.....	4237		05/19	125.494	123.623	121.293	121.076	128.893
Hardware, plumbing and heating equipment and supplies merchant wholesalers.....	42370		05/19	125.494	123.623	121.293	121.076	128.893
Hardware, plumbing, and heating equipment and supplies merchant wholesalers.....	423700		05/19	124.778	122.919	120.602	120.386	128.158
Primary services.....		423700-P	02/09	143.831	141.682	139.005	138.751	147.736
Hardware, plumbing, and heating equipment and supplies wholesaler services.....		423700-1	02/09	143.831	141.682	139.005	138.751	147.736
Wholesaling of hardware, plumbing, heating, and cooling equipment and supplies.....		423700-11	05/19	142.122	140.630	137.160	136.796	147.584
Wholesaling of all other goods.....		423700-12	05/19	127.359	122.142	124.100	124.470	122.405
Machinery, equipment, and supplies merchant wholesalers.....	4238		05/19	133.621	137.320	138.017	136.904	141.691
Machinery, equipment, and supplies merchant wholesalers.....	42380		05/19	133.621	137.320	138.017	136.904	141.691
Machinery and supply merchant wholesalers.....	423800		05/19	133.986	137.691	138.421	137.291	142.135
Primary services.....		423800-P	02/09	209.218	214.932	217.031	214.803	223.836
Machinery and supply wholesaler services.....		423800-1	02/09	209.218	214.932	217.031	214.803	223.836
Wholesaling of machinery and equipment.....		423800-11	05/19	129.204	134.623	137.081	129.499	131.228
Wholesaling of parts, supplies, and all other goods.....		423800-12	05/19	150.672	151.865	151.577	159.572	172.030
Other receipts.....		423800-SM	05/19	116.461	119.876	117.878	118.169	118.344

See footnotes at end of table.

Table 11. Producer price indexes for net output of selected industries and their products, not seasonally adjusted — Continued
 [May 2024]

Title ¹	Industry code	Product code	Index base	Unadjusted index ²				
				Jan. 2024	Feb. 2024 ^P	Mar. 2024 ^P	Apr. 2024 ^P	May 2024 ^P
Miscellaneous durable goods merchant wholesalers (except materials recyclers).....	4239		05/19	133.862	137.504	137.021	138.786	141.425
Miscellaneous durable goods merchant wholesalers (except materials recyclers).....	42390		05/19	133.862	137.504	137.021	138.786	141.425
Miscellaneous durable goods, except recyclable material, merchant wholesalers.....	423900		05/19	133.614	137.242	136.761	138.519	141.147
Primary services.....		423900-P	02/09	111.734	114.819	114.408	115.910	118.155
Miscellaneous durable goods wholesaler services.....		423900-1	02/09	111.734	114.819	114.408	115.910	118.155
Merchant wholesalers, nondurable goods.....	424		06/05	209.236	209.329	209.785	209.656	210.587
Paper and paper product merchant wholesalers.....	4241		01/21	164.226	160.379	157.032	157.998	156.985
Paper and paper product merchant wholesalers.....	42410		01/21	164.226	160.379	157.032	157.998	156.985
Paper and paper product merchant wholesalers.....	424100		01/21	164.067	160.210	156.854	157.822	156.807
Primary services.....		424100-P	02/09	210.591	205.539	201.143	202.411	201.081
Paper wholesaler services.....		424100-1	02/09	210.591	205.539	201.143	202.411	201.081
Wholesaling of paper and paper products.....		424100-11	02/09	206.979	201.303	199.888	200.447	198.941
Wholesaling of all other goods, except paper and paper products.....		424100-12	01/21	186.420	186.580	163.752	169.352	169.478
Drugs and druggists' sundries merchant wholesalers.....	4242		01/21	117.897	115.022	110.355	111.340	113.437
Drugs and druggists' sundries merchant wholesalers.....	42420		01/21	117.897	115.022	110.355	111.340	113.437
Drugs and druggists' sundries merchant wholesalers.....	424200		01/21	117.897	115.022	110.355	111.340	113.437
Primary products.....		424200-P	02/09	173.087	168.865	162.013	163.460	166.538
Wholesaling of pharmaceuticals.....		424200-1	02/09	176.078	166.910	163.834	165.474	167.838
Wholesaling of all other goods, except pharmaceuticals.....		424200-2	01/21	104.193	105.743	98.349	99.079	101.577
Apparel and piece goods merchant wholesalers.....	4243		01/21	99.018	95.120	102.570	96.135	96.153
Apparel and piece goods merchant wholesalers.....	42430		01/21	99.018	95.120	102.570	96.135	96.153
Apparel and piece goods merchant wholesalers.....	424300		01/21	99.018	95.120	102.570	96.134	96.153
Primary services.....		424300-P	02/09	122.388	117.554	126.779	118.811	118.834
Apparel wholesaler services.....		424300-1	02/09	122.388	117.554	126.779	118.811	118.834
Wholesaling of apparel.....		424300-11	02/09	129.242	124.157	133.494	125.536	124.800
Wholesaling of footwear, accessories, and all other goods, except apparel.....		424300-12	01/21	90.998	87.362	95.081	88.185	89.816
Grocery and related product merchant wholesalers.....	4244		01/21	128.715	131.375	135.315	137.830	136.564
Grocery and related product merchant wholesalers.....	42440		01/21	128.715	131.375	135.315	137.830	136.564
Grocery and related product merchant wholesalers.....	424400		01/21	128.718	131.379	135.321	137.836	136.570
Primary services.....		424400-P	02/09	140.139	143.053	147.366	150.111	148.725
Grocery and related product wholesaler services.....		424400-1	02/09	140.139	143.053	147.366	150.111	148.725
Wholesaling of fresh meat, seafood, dairy, and fruits and vegetables.....		424400-11	06/13	132.189	130.618	134.555	131.250	132.144
Wholesaling of packaged frozen and canned foods.....		424400-12	06/13	174.923	182.626	183.539	183.519	184.158
Wholesaling of baked goods, non-alcoholic beverages, and all other groceries.....		424400-13	06/13	151.654	156.199	165.849	177.846	172.373
Wholesaling of all other goods, except groceries.....		424400-14	01/21	227.393	231.834	229.635	227.046	227.092
Farm product raw material merchant wholesalers.....	424500		01/21	92.803	92.204	91.257	94.097	88.871
Primary services.....		424500-P	01/21	91.577	90.949	89.955	92.935	87.451
Farm product raw material wholesaler services.....		424500-1	01/21	91.577	90.949	89.955	92.935	87.451
Wholesaling of grain and field beans.....		424500-11	01/21	80.167	75.538	72.933	76.782	70.838
Wholesaling of all other goods.....		424500-13	12/22	97.004	103.171	105.026	106.105	102.212
Chemicals and allied products merchant wholesalers.....	4246		01/21	120.725	122.823	122.573	122.487	122.315
Chemicals and allied products merchant wholesalers.....	42460		01/21	120.725	122.823	122.573	122.487	122.315
Chemicals and allied products merchant wholesalers.....	424600		01/21	120.730	122.824	122.573	122.488	122.315
Primary services.....		424600-P	02/09	139.096	141.386	141.070	140.971	140.737
Wholesaling of chemicals, plastics, and allied products.....		424600-1	02/09	141.736	143.255	142.568	142.394	142.358
Wholesaling of all other goods, except chemicals, plastics, and allied products.....		424600-2	01/21	119.867	125.313	126.603	126.827	125.764
Petroleum and petroleum products merchant wholesalers.....	4247		01/21	132.921	133.442	134.082	130.597	131.302
Petroleum and petroleum products merchant wholesalers.....	42470		01/21	132.921	133.442	134.082	130.597	131.302
Petroleum and petroleum products merchant wholesalers.....	424700		01/21	132.922	133.441	134.080	130.598	131.304
Primary services.....		424700-P	02/09	162.065	162.725	163.512	159.229	160.084
Wholesaling of petroleum products.....		424700-1	02/09	162.375	163.459	164.376	160.037	160.911
Wholesaling of all other goods, except petroleum products.....		424700-2	01/21	124.491	113.142	110.109	108.168	108.332
Other receipts.....		424700-SM	01/21	133.439	131.263	131.263	131.386	132.564
Beer, wine, and distilled alcoholic beverage merchant wholesalers.....	4248		01/21	123.162	123.741	129.072	128.834	128.520
Beer, wine, and distilled alcoholic beverage merchant wholesalers.....	42480		01/21	123.162	123.741	129.072	128.834	128.520
Beer, wine, and distilled alcoholic beverage merchant wholesalers.....	424800		01/21	123.162	123.741	129.072	128.834	128.520
Primary services.....		424800-P	02/09	155.534	156.266	162.999	162.694	162.297
Alcoholic beverage wholesaler services.....		424800-1	02/09	155.534	156.266	162.999	162.694	162.297
Wholesaling of beer, wine, and distilled alcoholic beverages.....		424800-11	02/09	155.970	156.784	163.644	163.244	162.816
Wholesaling of all other goods, except alcoholic beverages.....		424800-12	01/21	110.737	108.853	110.469	113.037	113.648

See footnotes at end of table.

Table 11. Producer price indexes for net output of selected industries and their products, not seasonally adjusted — Continued
 [May 2024]

Title ¹	Industry code	Product code	Index base	Unadjusted index ²				
				Jan. 2024	Feb. 2024 ^P	Mar. 2024 ^P	Apr. 2024 ^P	May 2024 ^P
Miscellaneous nondurable goods merchant wholesalers.....	4249		01/21	154.560	155.963	154.462	154.880	161.328
Miscellaneous nondurable goods merchant wholesalers.....	42490		01/21	154.560	155.963	154.462	154.880	161.328
Miscellaneous nondurable goods merchant wholesalers.....	424900		01/21	154.561	155.964	154.463	154.882	161.330
Primary services.....		424900-P	02/09	222.088	224.129	221.946	222.554	231.935
Miscellaneous nondurable good wholesaler services.....		424900-1	02/09	222.088	224.129	221.946	222.554	231.935
Material recyclers.....	429930		12/86	436.521	433.226	415.871	418.530	416.358
Primary products.....		429930-P	12/86	442.755	439.648	418.196	420.768	418.259
Ferrous metal scrap.....		429930-1	12/86	542.155	526.534	477.329	479.598	469.115
Carbon steel scrap.....		429930-11	12/86	572.654	555.829	496.180	497.429	484.255
Carbon steel scrap bundles.....		429930-112	12/86	586.922	553.216	482.838	493.352	493.352
Shredded carbon steel scrap.....		429930-113	12/86	391.994	382.480	340.109	340.109	331.635
Cut plate and structural scrap.....		429930-114	12/86	572.015	562.617	498.252	498.252	475.966
Stainless and alloy steel scrap.....		429930-12	12/86	584.574	570.086	620.032	632.568	645.827
Cast iron scrap.....		429930-13	12/86	—	—	252.760	262.274	262.274
Nonferrous metal scrap.....		429930-2	12/86	479.565	477.460	499.162	523.572	568.503
Copper base scrap.....		429930-21	12/86	624.218	637.922	669.691	719.217	789.493
No 1 copper wire, heavy.....		429930-211	12/86	483.295	489.294	520.970	569.077	627.904
No 2 copper wire, mixed.....		429930-212	12/86	792.537	808.226	857.451	935.682	1,036.993
Yellow brass scrap.....		429930-213	12/86	672.306	705.546	707.084	713.236	764.043
Used beverage can scrap.....		429930-223	12/86	177.653	188.542	202.164	221.944	243.578
Other nonferrous scrap (including lead, zinc and precious metals).....		429930-23	12/86	2,045.208	1,840.544	2,086.691	2,157.397	2,135.683
Recyclable paper.....		429930-3	12/86	157.402	177.073	197.743	196.476	198.914
News and other low grade recyclable paper.....		429930-31	12/86	118.266	138.961	153.742	153.742	153.742
Corrugated recyclable paper.....		429930-33	12/86	107.995	118.989	134.651	133.663	138.534
High grade recyclable paper (including pulp substitutes and deinking).....		429930-34	12/86	184.740	216.067	234.004	232.561	221.878
Recyclable materials, excluding metals and paper.....		429930-4	12/86	147.994	147.212	148.744	147.635	—
Recyclable plastics.....		429930-42	06/96	88.044	85.093	90.879	86.691	—
Other receipts.....		429930-SM1						
Motor vehicle and parts dealers.....	441		12/03	161.210	159.816	161.043	161.620	161.648
Automobile dealers.....	4411		12/03	144.674	142.997	143.171	143.421	143.649
New car dealers.....	44111		12/99	159.687	157.836	158.027	158.302	158.553
New car dealers.....	441110		12/99	155.381	153.400	153.078	153.073	153.352
Primary services.....		441110-P	12/99	141.080	138.898	137.520	136.933	137.259
Vehicle sales.....		441110-1	12/99	92.186	89.844	88.292	87.253	87.484
New vehicle sales.....		441110-101	12/99	123.667	118.509	114.400	112.519	112.884
Used vehicle sales.....		441110-102	12/99	81.114	86.539	92.690	93.583	93.583
Service labor and parts.....		441110-2	12/99	254.342	255.457	256.563	259.121	259.605
Other receipts.....		441110-SM	12/99	267.314	266.451	273.108	276.962	276.962
Recreational vehicle dealers.....	44121		06/01	146.826	161.771	164.965	151.206	150.165
Recreational vehicle dealers.....	441210		06/01	146.826	161.771	164.965	151.206	150.165
Primary services.....		441210-P	06/01	144.904	160.632	164.587	150.961	149.860
Recreational vehicle dealer services.....		441210-1	06/01	144.904	160.632	164.587	150.961	149.860
Boat dealers.....	441222		06/01	167.838	162.766	178.578	199.724	198.697
Primary services.....		441222-P	06/01	161.667	156.160	173.328	196.288	195.173
Boat dealer services.....		441222-1	06/01	161.667	156.160	173.328	196.288	195.173
Automotive parts, accessories and tire retailers.....	4413		12/01	246.066	243.000	245.000	245.306	244.934
Automotive parts and accessories retailers.....	44133		12/03	272.677	270.124	273.416	273.845	272.481
Automotive parts and accessories retailers.....	441330		12/03	272.677	270.124	273.416	273.846	272.482
Primary services.....		441330-P	12/03	272.681	270.128	273.420	273.850	272.486
Automotive parts and accessories store services, in-store retailing.....		441330-A	12/03	272.681	270.128	273.420	273.850	272.486
Tire dealers.....	44134		12/03	177.788	174.467	174.505	174.608	175.585
Tire dealers.....	441340		12/03	177.788	174.467	174.505	174.608	175.585
Primary services.....		441340-P	12/03	177.956	174.632	174.669	174.773	175.751
Tire dealer services, in-store retailing.....		441340-A	12/03	177.956	174.632	174.669	174.773	175.751
Building material & garden supply retailers.....	444		12/03	203.294	209.256	210.845	212.994	210.814
Building material and supplies dealers.....	4441		12/03	205.732	213.853	214.993	218.718	215.589
Building material and supplies dealers.....	44410		12/03	205.735	213.856	214.996	218.721	215.593
Building materials and supplies dealers.....	444100		05/19	136.952	142.358	143.117	145.597	143.514
Primary services.....		444100-P	05/19	136.761	142.160	142.918	145.394	143.314
Building materials and supplies dealer services, in-store retailing.....		444100-A	05/19	127.750	128.872	128.725	131.834	129.223
Retailing of building materials, paint, and hardware.....		444100-A1	05/19	125.413	126.941	126.304	130.597	127.124
Retailing of all other goods.....		444100-A2	05/19	136.457	136.064	137.746	136.421	137.039

See footnotes at end of table.

Table 11. Producer price indexes for net output of selected industries and their products, not seasonally adjusted — Continued
 [May 2024]

Title ¹	Industry code	Product code	Index base	Unadjusted index ²				
				Jan. 2024	Feb. 2024 ^P	Mar. 2024 ^P	Apr. 2024 ^P	May 2024 ^P
Lawn and garden equip and supplies retailers.....	4442		12/03	192.056	188.464	192.035	187.209	189.231
Nursery, garden, and farm supply retailers.....	44424		12/03	192.057	188.465	192.036	187.210	189.232
Nursery, garden, and farm supply retailers.....	444240		12/02	205.633	201.787	205.611	200.444	202.609
Primary services.....		444240-P	12/02	205.723	201.875	205.701	200.531	202.697
Nursery, garden center, and farm supply store services, in-store retailing.....		444240-A	12/02	205.723	201.875	205.701	200.531	202.697
Food and beverage retailers.....	445		12/99	269.453	266.638	270.851	270.427	274.918
Grocery retailers.....	4451		12/03	232.481	229.953	233.810	233.503	238.635
Grocery (except convenience) retailers.....	44511		12/03	232.481	229.953	233.810	233.503	238.635
Supermarkets and other grocery stores.....	445110		12/99	277.428	274.412	279.014	278.648	284.773
Primary services.....		445110-P	12/99	277.283	274.268	278.868	278.502	284.624
Supermarket and other grocery store services.....		445110-3	12/99	274.655	271.669	276.225	275.863	281.926
Retailing of food and beverage products.....		445110-32	01/17	143.927	142.365	145.077	144.409	147.518
Retailing of fresh meats.....		445110-321	12/99	374.990	364.936	359.961	372.192	372.265
Retailing of fresh fruits and vegetables.....		445110-322	12/99	250.599	249.287	250.995	249.191	258.152
Retailing of bakery products.....		445110-323	12/99	240.886	237.124	230.613	231.548	248.926
Retailing of dairy products.....		445110-324	12/99	210.983	207.045	221.933	212.994	217.999
Retailing of deli products.....		445110-325	12/99	180.426	179.604	177.353	176.302	182.933
Retailing of frozen food products.....		445110-326	12/99	147.330	148.759	149.208	145.888	147.699
Retailing of alcoholic beverages.....		445110-327	01/17	148.516	150.067	155.336	154.409	154.278
Retailing of all other food and beverage products.....		445110-328	12/99	299.628	296.063	306.917	304.451	311.271
Retailing of nonfood products.....		445110-33	01/17	141.498	139.941	140.637	142.887	146.356
Retailing of cleaning and paper products.....		445110-331	01/17	156.436	157.306	154.740	153.240	156.828
Retailing of health and beauty products.....		445110-332	12/99	272.789	275.411	282.889	291.847	295.850
Retailing of all other nonfood products.....		445110-333	01/17	140.363	134.871	133.621	134.959	139.906
Specialty food retailers.....	4452		12/03	268.994	269.321	272.945	272.035	271.676
Specialty food retailers.....	445200		12/03	268.991	269.318	272.941	272.031	271.673
Primary services.....		445200-P	12/03	269.365	269.694	273.338	272.423	272.064
Specialty food retailer services, in-store retailing.....		445200-A	12/03	269.365	269.694	273.338	272.423	272.064
Beer, wine, and liquor retailers.....	4453		06/00	147.636	145.572	146.822	146.423	143.399
Beer, wine, and liquor retailers.....	44532		06/00	147.636	145.571	146.822	146.423	143.398
Beer, wine, and liquor retailers.....	445320		06/00	147.636	145.572	146.822	146.423	143.399
Primary services.....		445320-P	06/00	147.689	145.624	146.875	146.475	143.450
Beer, wine, and liquor retailer services, in-store retailing.....		445320-A	06/00	147.689	145.624	146.875	146.475	143.450
Retailing of beer, wine, and liquor.....		445320-A1	06/14	110.984	108.926	110.031	109.685	106.722
Retailing of all other goods and sales of prepared foods.....		445320-A2	06/14	174.301	176.117	176.202	176.119	178.341
Furniture, home furnishings, electronics, and appliance retailers.....	449		12/22	103.088	105.845	104.283	104.498	105.265
Furniture and Home Furnishings Retailers.....	4491		12/22	101.989	105.891	103.433	104.749	105.518
Furniture retailers.....	44911		12/03	186.987	194.778	190.342	193.252	195.367
Furniture retailers.....	449110		06/03	189.526	197.448	192.924	195.904	198.051
Primary services.....		449110-P	06/03	192.423	200.649	195.864	199.098	201.300
Furniture retailer services, in-store retailing.....		449110-A	06/03	192.423	200.649	195.864	199.098	201.300
Other receipts.....		449110-SM	12/22	97.173	98.723	99.047	97.713	98.501
Floor covering retailers.....	44912		12/03	223.862	230.235	224.736	225.869	225.248
Floor covering retailers.....	449121		06/03	227.153	233.619	228.040	229.189	228.560
Primary services.....		449121-P	06/03	227.153	233.619	228.040	229.189	228.560
Floor covering retailer services, in-store retailing.....		449121-A	06/03	227.153	233.619	228.040	229.189	228.560
Electronics and appliance retailers.....	4492		12/03	87.239	87.749	87.844	86.315	86.947
Electronics and appliance retailers.....	44921		12/03	87.279	87.789	87.885	86.354	86.987
Electronics and appliance retailers.....	449210		12/11	97.811	98.382	98.489	96.774	97.484
Primary products.....		449210-P	12/11	97.728	98.299	98.406	96.692	97.401
Electronics and appliance retailers services, in-store retailing.....		449210-A	12/11	101.624	102.668	102.879	100.181	101.284
Retailing of entertainment and communication products.....		449210-A1	12/11	93.397	93.867	94.287	92.856	92.892
Retailing of computers, hardware, software, and supplies.....		449210-A2	06/03	53.412	54.770	54.786	52.445	52.431
Retailing of major household appliances.....		449210-A3	05/19	121.158	120.156	121.835	114.067	119.678
Retailing of all other goods.....		449210-A4	12/11	108.512	107.680	107.698	105.937	111.793
Electronic and appliance retailers services, online retailing.....		449210-B	12/22	98.661	98.412	98.337	98.289	98.330
General merchandise retailers.....	455		12/03	153.249	155.478	158.614	159.843	160.255
Department stores.....	4551		12/03	172.250	171.684	169.972	163.739	165.687
Department stores.....	45511		12/03	172.250	171.684	169.972	163.739	165.687
Department stores.....	455110		12/17	145.933	145.453	144.002	138.722	140.372

See footnotes at end of table.

Table 11. Producer price indexes for net output of selected industries and their products, not seasonally adjusted — Continued
 [May 2024]

Title ¹	Industry code	Product code	Index base	Unadjusted index ²				
				Jan. 2024	Feb. 2024 ^P	Mar. 2024 ^P	Apr. 2024 ^P	May 2024 ^P
Department stores - Continued								
Primary services.....		455110-P	12/17	147.839	147.354	145.884	140.534	142.206
Department store services, in-store retailing.....		455110-A	12/17	140.572	141.168	139.289	138.573	138.543
Retailing of apparel.....		455110-A1	12/17	141.417	137.356	141.083	144.071	140.563
Retailing of all other goods.....		455110-A2	12/17	140.256	143.790	138.372	135.319	137.482
Department store services, online retailing.....		455110-B	12/22	133.355	131.050	130.574	118.033	122.402
Other general merchandise retailers.....	4552		12/03	148.067	150.720	154.603	157.030	157.187
Other general merchandise retailers.....	45521		12/03	148.103	150.757	154.641	157.069	157.225
Warehouse clubs, supercenters, and other general merchandise retailers.....	455210		12/03	148.126	150.780	154.663	157.090	157.247
Primary services.....		455210-P	12/03	146.425	149.058	152.911	155.319	155.475
Warehouse clubs, supercenters, and other general merch. retailer services, in-store retailing.....		455210-A	12/03	151.936	157.162	157.161	160.814	161.122
Warehouse clubs and supercenters.....		455210-A1	12/03	142.055	147.490	147.491	151.325	151.684
All other general merchandise stores.....		455210-A2	12/03	159.685	160.373	160.347	160.519	160.218
Health and personal care retailers.....	456		12/03	143.317	144.661	143.371	144.448	143.683
Health and personal care retailers.....	4561		12/03	143.392	144.737	143.446	144.524	143.758
Pharmacies and drug retailers.....	45611		06/00	165.204	166.623	164.972	165.823	164.782
Pharmacies and drug retailers.....	456110		06/00	165.203	166.622	164.971	165.822	164.782
Primary services.....		456110-P	06/00	165.055	166.474	164.824	165.674	164.634
Pharmacy and drug retailer services, in-store retailing.....		456110-A	06/00	158.049	160.330	157.676	159.044	157.372
Retailing of prescription drugs.....		456110-A1	06/00	171.797	175.006	170.964	172.481	170.812
Retailing of over-the-counter drugs and all other goods.....		456110-A2	06/00	185.128	185.937	185.789	187.312	184.973
Retailing of over-the-counter drugs.....		456110-A21	06/00	164.803	157.666	158.820	161.445	153.618
Retailing of all other goods.....		456110-A22	06/00	189.313	193.418	192.729	193.758	193.761
Optical goods retailers.....	45613		12/03	128.876	130.823	131.327	133.346	133.346
Optical goods retailers.....	456130		06/00	131.730	133.668	134.170	136.179	136.179
Primary services.....		456130-P	06/00	131.387	133.585	134.155	136.434	136.434
Optical goods retailer services, in-store retailing.....		456130-A	06/00	131.387	133.585	134.155	136.434	136.434
Food (health) supplement retailers.....	456191		12/99	245.419	248.894	245.863	254.961	255.787
Primary services.....		456191-P	12/99	245.470	248.945	245.914	255.013	255.839
Food (health) supplement store services, in-store retailing.....		456191-A	12/99	245.470	248.945	245.914	255.013	255.839
Gasoline Stations and Fuel Dealers.....	457		12/22	87.574	89.044	88.654	83.688	91.610
Gasoline stations.....	4571		06/01	163.376	168.058	165.764	154.703	171.583
Gasoline stations.....	45710		06/01	163.376	168.058	165.764	154.703	171.583
Gasoline stations.....	457100		05/19	145.224	149.397	147.357	137.515	152.533
Primary products.....		457100-P	05/19	147.226	151.783	149.722	139.442	155.077
Gasoline station services.....		457100-1	05/19	147.226	151.783	149.722	139.442	155.077
Retailing of automotive fuels and lubricants.....		457100-11	05/19	168.228	169.024	172.561	149.732	174.319
Retailing of all other goods, sales of prepared foods, and repair services.....		457100-12	12/12	128.545	139.391	128.417	136.700	139.884
Fuel dealers.....	4572		06/00	297.615	283.911	299.457	299.900	306.949
Fuel dealers.....	45721		06/00	297.615	283.911	299.457	299.900	306.949
Fuel dealers.....	457210		06/00	297.606	283.902	299.448	299.891	306.940
Primary services.....		457210-P	06/00	310.276	295.637	312.061	312.420	319.893
Fuel Dealer Services.....		457210-1	06/00	310.276	295.637	312.061	312.420	319.893
Clothing and clothing accessories retailers.....	458		12/03	144.090	159.227	161.370	157.317	157.451
Clothing retailers.....	4581		12/03	137.752	147.874	152.931	148.280	148.261
Clothing retailers.....	45811		12/03	137.752	147.874	152.931	148.280	148.261
Clothing and clothing accessories retailers.....	458110		05/15	111.159	119.327	123.407	119.654	119.639
Primary services.....		458110-P	05/15	111.159	119.327	123.407	119.654	119.639
Clothing and clothing accessories retailer services, in-store retailing.....		458110-A	05/15	109.873	114.619	119.461	116.796	116.580
Retailing of apparel.....		458110-A1	05/15	109.021	117.869	122.338	118.579	118.330
Retailing of men's apparel.....		458110-A11	05/15	115.594	125.456	129.087	127.313	132.266
Retailing of women's apparel.....		458110-A12	05/15	107.512	114.107	118.717	115.284	113.200
Retailing of children's apparel.....		458110-A13	05/15	106.910	125.270	130.947	121.268	119.349
Retailing of all other goods.....		458110-A2	05/15	112.722	106.899	112.736	112.881	112.746
Shoe retailers.....	4582		12/03	123.879	161.242	153.393	144.824	145.342
Shoe retailers.....	45821		12/03	123.879	161.242	153.393	144.824	145.342
Shoe retailers.....	458210		06/02	126.377	164.494	156.487	147.745	148.274
Primary services.....		458210-P	06/02	126.377	164.494	156.487	147.745	148.274
Shoe retailer services, in-store retailing.....		458210-A	06/02	126.377	164.494	156.487	147.745	148.274

See footnotes at end of table.

Table 11. Producer price indexes for net output of selected industries and their products, not seasonally adjusted — Continued
 [May 2024]

Title ¹	Industry code	Product code	Index base	Unadjusted index ²				
				Jan. 2024	Feb. 2024 ^P	Mar. 2024 ^P	Apr. 2024 ^P	May 2024 ^P
Jewelry retailers.....	4583		12/03	193.423	198.789	201.085	207.386	207.701
Jewelry retailers.....	45831		12/03	196.853	202.314	204.651	211.064	211.385
Jewelry retailers.....	458310		06/00	213.862	219.795	222.334	229.301	229.649
Primary services.....		458310-P	06/00	214.249	220.193	222.736	229.716	230.064
Jewelry retailer services, in-store retailing.....		458310-A	06/00	219.823	227.266	230.451	239.192	239.628
Sporting goods and hobby retailers.....	4591		12/03	122.846	123.916	125.945	125.118	134.717
Sporting goods retailers.....	45911		12/03	154.049	156.148	159.407	156.227	172.515
Sporting goods retailers.....	459110		06/00	160.721	162.911	166.310	162.993	179.981
Primary services.....		459110-P	06/00	161.827	164.077	167.571	164.162	181.623
Sporting goods store services, in-store retailing.....		459110-A	06/00	154.447	157.455	162.122	157.568	180.898
Retailing of sporting goods.....		459110-A1	12/13	130.191	131.567	132.699	127.968	132.985
Hobby, toy, and game retailers.....	45912		12/03	82.364	82.005	82.352	84.841	85.237
Hobby, toy, and game retailers.....	459120		06/00	83.414	83.050	83.401	85.922	86.323
Primary services.....		459120-P	06/00	83.356	82.993	83.343	85.862	86.264
Hobby, toy, and game store services, in-store retailing.....		459120-A	06/00	83.271	83.271	83.271	83.318	83.318
Retailing of hobby and craft goods, toys, and games (including video games) ...		459120-A1	12/13	85.519	85.519	85.519	85.603	85.603
Retailing of all other goods.....		459120-A2	12/13	69.304	69.304	69.304	69.298	69.298
Book retailers and news dealers.....	4592		12/03	138.568	135.346	135.722	135.172	135.172
Book retailers and news dealers.....	45921		12/03	152.717	149.166	149.580	148.974	148.974
Book retailers and news dealers.....	459210		06/00	189.917	185.501	186.015	185.262	185.262
Primary services.....		459210-P	06/00	189.805	185.384	185.899	185.145	185.145
Book retailer and news dealer services, in-store retailing.....		459210-A	06/00	194.648	188.673	189.369	188.350	188.350
Retailing of books.....		459210-A1	06/14	139.987	134.128	134.810	133.811	133.811
Retailing of all other goods.....		459210-A2	06/14	109.860	109.860	109.860	109.860	109.860
Office supplies, stationery, and gift retailers.....	4594		12/03	160.706	159.247	159.751	160.890	161.941
Office supplies, stationery, and gift retailers.....	45940		12/03	160.706	159.247	159.751	160.890	161.941
Office supplies, stationery, and gift retailers.....	459400		05/19	110.051	109.051	109.396	110.176	110.896
Primary services.....		459400-P	05/19	110.051	109.051	109.396	110.176	110.896
Office supplies, stationery, and gift retailer services, in-store retailing.....		459400-A	05/19	123.151	121.533	122.092	123.355	124.520
Air transportation.....	481		12/92	262.917	266.252	276.038	272.409	258.112
Scheduled air transportation.....	4811		12/89	321.720	326.257	339.367	333.826	314.343
Scheduled air transportation.....	48111		12/89	321.720	326.257	339.367	333.826	314.343
Scheduled passenger air transportation.....	481111		12/89	328.057	332.852	346.992	340.842	320.343
Primary services.....		481111-P	12/89	358.242	363.479	378.920	372.204	349.819
Domestic.....		481111-1	12/89	383.840	401.161	408.573	399.553	383.988
Domestic first class, including business.....		481111-101	12/99	185.022	210.318	205.622	196.334	197.578
Domestic coach.....		481111-102	12/99	219.959	228.178	233.258	228.587	218.786
International.....		481111-2	12/89	260.107	242.469	270.402	268.865	237.196
International first class, including business.....		481111-201	09/18	114.813	117.738	117.717	107.520	94.070
International coach.....		481111-202	12/89	261.049	240.370	271.837	272.940	241.009
Scheduled freight air transportation.....	481112		12/03	169.259	169.385	165.466	169.516	168.037
Primary services.....		481112-P	12/87	158.536	154.670	155.783	158.188	157.056
Scheduled freight air transportation services.....		481112-1	12/87	165.954	161.499	163.053	165.629	164.498
Domestic scheduled freight air transportation services.....		481112-101	12/14	117.067	115.427	115.787	113.869	112.147
International scheduled freight air transportation services.....		481112-102	12/14	66.371	63.845	64.831	67.713	67.717
Scheduled mail air transportation services.....		481112-2	12/87	134.153	136.539	132.091	133.313	131.618
Nonscheduled air transportation.....	4812		12/96	208.249	208.269	209.472	212.935	213.056
Nonscheduled air transportation.....	48121		12/96	208.249	208.269	209.472	212.935	213.056
Nonscheduled air passenger chartering.....	481211		06/92	215.720	215.203	215.804	216.874	217.046
Primary services.....		481211-P	12/00	174.098	173.633	174.174	174.922	175.077
Domestic nonscheduled air passenger services.....		481211-1	06/08	125.514	125.103	125.580	126.075	126.212
International nonscheduled air passenger services.....		481211-2	06/08	117.828	117.828	117.828	118.521	118.521
Nonscheduled air freight chartering.....	481212		06/08	145.213	146.179	148.164	155.051	155.051
Primary services.....		481212-P	06/08	142.542	143.528	145.555	152.586	152.586
Domestic nonscheduled air freight services.....		481212-1	06/08	197.533	197.533	197.533	197.533	197.533
International nonscheduled air freight services.....		481212-2	06/08	100.130	102.218	106.507	121.390	121.390
Rail transportation.....	482		12/96	236.926	233.769	233.432	235.537	235.950
Rail transportation.....	4821		12/96	236.926	233.769	233.432	235.537	235.950
Rail transportation.....	48211		12/96	236.926	233.769	233.432	235.537	235.950
Line-haul railroads.....	482111		12/84	264.276	260.755	260.378	262.727	263.187

See footnotes at end of table.

Table 11. Producer price indexes for net output of selected industries and their products, not seasonally adjusted — Continued
 [May 2024]

Title ¹	Industry code	Product code	Index base	Unadjusted index ²				
				Jan. 2024	Feb. 2024 ^P	Mar. 2024 ^P	Apr. 2024 ^P	May 2024 ^P
Line-haul railroads - Continued								
Primary services.....		482111-P	12/84	264.276	260.755	260.378	262.727	263.187
Freight rail transportation.....		482111-4	05/15	132.239	130.428	130.234	131.442	131.679
Carload freight rail transportation.....		482111-411	12/96	241.883	240.676	240.386	242.977	243.070
Intermodal freight rail transportation.....		482111-412	12/96	215.303	204.582	204.030	204.587	206.228
Passenger rail transportation.....		482111-5	12/96	181.801	181.801	181.801	181.801	181.801
Coach service class.....		482111-506	06/05	164.929	164.929	164.929	164.929	164.929
All other service classes.....		482111-507	06/05	157.022	157.022	157.022	157.022	157.022
Water transportation.....	483		12/03	199.731	200.134	199.902	200.372	201.827
Deep sea freight transportation.....	483111		06/88	420.196	417.104	416.526	414.552	414.326
Primary services.....		483111-P	06/88	429.268	426.110	425.519	423.502	423.271
Deep sea freight transportation services.....		483111-5	06/88	429.268	426.110	425.519	423.502	423.271
Coastal and Great Lakes freight transport.....	483113		12/03	228.059	229.755	229.176	230.709	234.174
Primary services.....		483113-P	12/03	221.461	223.163	222.613	224.151	227.627
Coastal and intercoastal freight transportation.....		483113-1	12/03	199.322	200.561	199.512	200.632	205.422
Great Lakes - St. Lawrence Seaway freight transportation.....		483113-2	12/91	230.593	229.934	233.927	240.322	238.376
Coastal and intercoastal towing transportation.....		483113-3	12/03	278.835	283.735	282.459	282.459	283.445
Inland water transportation.....	4832		12/03	215.568	218.260	219.201	221.187	222.061
Inland water transportation.....	48321		12/03	215.572	218.264	219.206	221.192	222.065
Inland water freight transportation.....	483211		12/90	273.473	276.887	278.082	280.601	281.710
Primary services.....		483211-P	12/90	279.103	282.664	283.909	286.533	287.943
Inland water freight transportation services.....		483211-3	12/90	279.103	282.664	283.909	286.533	287.943
Truck transportation.....	484		12/03	184.262	184.650	182.824	183.715	182.623
General freight trucking.....	4841		12/03	192.937	193.341	190.609	191.483	189.821
General freight trucking, local.....	48411		12/03	175.484	177.172	178.617	180.825	180.182
General freight trucking, local.....	484110		12/03	175.510	177.198	178.643	180.851	180.208
Primary services.....		484110-P	06/93	177.356	178.361	180.536	182.541	182.107
General freight trucking services, local.....		484110-1	06/93	177.356	178.361	180.536	182.541	182.107
General freight trucking, local, truckload.....		484110-15	06/09	113.217	113.841	113.036	114.578	114.578
General freight trucking, local, less than truckload.....		484110-16	06/09	159.346	160.296	167.968	169.085	167.974
General freight trucking, long-distance.....	48412		12/03	196.973	196.979	192.989	193.452	191.493
General freight trucking, long-distance TL.....	484121		12/03	178.925	178.320	172.822	172.971	171.115
Primary services.....		484121-P	06/92	172.009	175.045	173.176	174.136	171.986
General freight trucking, long-distance, truckload.....		484121-2	06/92	172.009	175.045	173.176	174.136	171.986
General freight trucking, long-distance LTL.....	484122		12/03	242.245	244.230	245.484	246.943	244.791
Primary services.....		484122-P	06/92	408.425	411.772	413.884	416.344	412.717
General freight trucking, long-distance less than truckload.....		484122-1	06/92	408.425	411.772	413.884	416.344	412.717
Specialized freight trucking.....	4842		12/03	166.656	166.972	167.484	168.441	168.855
Used household and office goods moving.....	48421		12/03	164.551	165.480	165.488	167.868	170.085
Used household and office goods moving.....	484210		12/03	164.514	165.442	165.450	167.830	170.046
Primary services.....		484210-P	12/03	167.630	168.575	168.583	171.008	173.266
Used household and office goods moving, except local.....		484210-2	06/92	261.059	263.287	263.306	269.016	275.514
Residential moving services, except local.....		484210-21	09/15	141.494	142.895	142.777	145.694	149.781
Commercial and other goods moving services, except local.....		484210-22	09/15	115.422	115.422	116.082	119.514	119.514
Used household and office goods moving, local.....		484210-4	12/03	142.081	142.081	142.081	142.081	140.828
Residential moving services, local.....		484210-41	09/15	122.438	122.438	122.438	122.438	121.291
Commercial and other goods moving services, local.....		484210-42	09/15	119.602	119.602	119.602	119.602	118.901
Specialized freight (except used) trucking, local.....	48422		12/03	180.063	180.063	181.094	183.262	183.262
Specialized freight (except used goods) trucking, local.....	484220		12/03	180.074	180.074	181.105	183.273	183.273
Primary services.....		484220-P	06/93	220.629	220.629	222.198	225.497	225.497
Specialized freight (except used goods) trucking, local.....		484220-6	06/93	220.629	220.629	222.198	225.497	225.497
Local hazardous materials trucking (except waste).....		484220-601	06/13	131.839	131.839	131.839	131.839	131.839
Local agricultural products trucking without storage.....		484220-602	06/13	103.674	103.674	103.674	103.674	103.674
Dump trucking.....		484220-603	06/13	149.748	149.748	149.748	154.720	154.720
Local specialized trucking without storage.....		484220-604	06/13	126.479	126.479	126.479	126.479	126.479
Specialized freight (except used) trucking, long-distance.....	48423		12/03	154.192	154.588	154.782	154.035	154.185
Specialized freight (except used goods) trucking, long-distance.....	484230		12/03	154.199	154.594	154.788	154.042	154.192
Primary services.....		484230-P	06/01	150.417	150.943	151.218	150.356	150.534
Specialized freight (except used goods) trucking, long-distance.....		484230-6	06/01	150.417	150.943	151.218	150.356	150.534
Agricultural products trucking, long-distance.....		484230-602	06/13	151.114	151.076	150.868	151.645	150.423
All other specialized trucking, long-distance.....		484230-603	06/13	117.003	117.487	117.763	116.880	117.199

See footnotes at end of table.

Table 11. Producer price indexes for net output of selected industries and their products, not seasonally adjusted — Continued
 [May 2024]

Title ¹	Industry code	Product code	Index base	Unadjusted index ²				
				Jan. 2024	Feb. 2024 ^P	Mar. 2024 ^P	Apr. 2024 ^P	May 2024 ^P
Pipeline Transportation.....	486		05/22	109.732	109.011	109.011	110.628	110.690
Pipeline transportation of crude oil.....	4861		12/03	297.820	298.141	298.141	298.141	298.939
Pipeline transportation of crude oil.....	48611		12/03	297.820	298.141	298.141	298.141	298.939
Pipeline transportation of crude oil.....	486110		06/86	330.060	330.415	330.415	330.415	331.300
Primary services.....		486110-P	06/86	329.853	330.229	330.229	330.229	331.166
Pipeline transportation of crude oil.....		486110-3	06/86	320.059	320.423	320.423	320.423	321.332
Trans-Alaskan Pipeline System transportation.....		486110-311	06/86	129.976	129.976	129.976	129.976	129.976
Pipeline transportation of crude petroleum, except on the Trans-Alaskan Pipeline System.....		486110-312	06/86	431.668	432.190	432.190	432.190	433.494
Pipeline transportation of natural gas.....	4862		05/22	101.698	100.415	100.415	103.113	103.103
Pipeline transportation of natural gas.....	48621		05/22	101.698	100.415	100.415	103.113	103.103
Pipeline transportation of natural gas.....	486210		05/22	101.698	100.415	100.415	103.113	103.103
Primary services.....		486210-P	05/22	101.698	100.415	100.415	103.113	103.103
Pipeline transportation of natural gas services.....		486210-1	05/22	101.698	100.415	100.415	103.113	103.103
Other pipeline transportation.....	4869		12/03	229.010	229.211	229.211	229.211	229.211
Pipeline transportation of refined petroleum products.....	48691		12/03	229.010	229.211	229.211	229.211	229.211
Refined petroleum product pipeline transport.....	486910		06/86	262.082	262.312	262.312	262.312	262.312
Primary services.....		486910-P	06/86	262.515	262.745	262.745	262.745	262.745
Pipeline transportation of refined petroleum products.....		486910-1	06/86	266.262	266.495	266.495	266.495	266.495
Transportation support activities.....	488		12/03	143.949	145.188	144.479	146.216	150.876
Air transportation support activities.....	4881		12/96	215.713	217.101	220.668	221.092	222.385
Airport operations.....	48811		12/03	161.489	161.467	165.524	165.465	166.241
Other airport operations.....	488119		12/03	161.515	161.493	165.551	165.491	166.267
Primary services.....		488119-P	06/92	223.657	223.627	229.246	229.164	230.238
Aeronautical services.....		488119-5	06/14	125.858	126.058	125.932	125.880	126.143
Landing fees.....		488119-501	06/14	113.797	114.970	114.964	113.839	113.851
Terminal rental.....		488119-502	06/14	139.565	139.102	138.810	139.585	140.188
Other aeronautical services.....		488119-503	06/14	119.493	119.493	119.493	119.493	119.493
Non-aeronautical services.....		488119-6	06/14	130.150	129.882	136.937	136.895	137.914
Airport parking.....		488119-601	06/14	143.707	143.707	145.992	146.226	148.805
Lease space for rental cars.....		488119-602	06/14	127.891	130.933	152.288	152.732	152.732
Lease space for concessions.....		488119-603	06/92	177.601	168.990	186.920	184.725	184.725
Other non-aeronautical services.....		488119-604	06/14	118.178	118.178	118.178	118.178	118.178
Other air transportation support activities.....		48819	12/03	184.768	187.794	188.445	189.462	190.905
Other support activities for air transport.....		488190	12/03	184.762	187.788	188.439	189.456	190.899
Primary services.....		488190-P	06/92	237.881	241.715	242.555	243.881	245.872
Other air transportation support activities.....		488190-5	06/07	165.140	167.802	168.386	169.306	170.688
Water transportation support activities.....	4883		12/03	166.358	167.399	168.862	168.696	168.705
Port and harbor operations.....	48831		12/03	191.238	194.745	196.717	195.482	195.524
Port and harbor operations.....	488310		12/03	191.261	194.769	196.741	195.506	195.548
Primary services.....		488310-P	12/03	194.870	198.889	201.149	199.734	199.782
Port and harbor services.....		488310-1	12/03	194.870	198.889	201.149	199.734	199.782
Marine cargo handling.....	48832		12/03	156.068	156.760	158.600	158.759	158.759
Marine cargo handling.....	488320		12/91	175.795	176.574	178.646	178.825	178.825
Primary services.....		488320-P	12/91	171.481	172.245	174.277	174.452	174.452
Movement of containers.....		488320-8	12/98	153.828	154.617	156.683	156.862	156.862
Other marine cargo handling.....		488320-9	12/98	161.708	161.619	161.631	161.631	161.631
Navigational services to shipping.....	48833		12/03	176.611	176.473	176.839	176.839	176.839
Navigational services to shipping.....	488330		12/92	231.700	231.519	231.999	231.999	231.999
Primary services.....		488330-P	12/92	237.610	237.410	237.938	237.938	237.938
Navigational services to shipping and salvage.....		488330-1	12/92	237.610	237.410	237.938	237.938	237.938
Freight transportation arrangement.....	4885		12/96	116.528	117.805	114.828	117.616	124.958
Freight transportation arrangement.....	48851		12/96	116.528	117.805	114.828	117.616	124.958
Freight transportation arrangement.....	488510		12/94	118.908	120.212	117.175	120.020	127.510
Primary services.....		488510-P	12/94	118.813	120.067	116.791	119.708	127.771
Freight forwarding.....		488510-1	12/94	107.118	104.590	104.600	104.599	105.347
Arrangement of freight and cargo n.e.c.....		488510-2	12/94	129.478	134.460	127.962	133.740	148.970
U.S. Postal Service.....	491		06/89	292.039	301.288	301.288	301.288	301.288
U.S. Postal Service.....	4911		06/89	292.039	301.288	301.288	301.288	301.288

See footnotes at end of table.

Table 11. Producer price indexes for net output of selected industries and their products, not seasonally adjusted — Continued
 [May 2024]

Title ¹	Industry code	Product code	Index base	Unadjusted index ²				
				Jan. 2024	Feb. 2024 ^P	Mar. 2024 ^P	Apr. 2024 ^P	May 2024 ^P
U.S. Postal Service.....	49111		06/89	292.039	301.288	301.288	301.288	301.288
U.S. Postal Service.....	491110		06/89	292.039	301.288	301.288	301.288	301.288
Primary services.....		491110-P	06/89	292.039	301.288	301.288	301.288	301.288
Mailing services (market dominant services).....		491110-7	12/12	147.490	151.216	151.216	151.216	151.216
First class mail.....		491110-71	06/89	261.519	267.701	267.701	267.701	267.701
Retail letters.....		491110-711	12/12	146.346	150.753	150.753	150.753	150.753
Commercial letters.....		491110-712	12/12	141.369	143.953	143.953	143.953	143.953
Retail and commercial flats.....		491110-713	12/12	144.053	146.580	146.580	146.580	146.580
Other first class mail and fees.....		491110-714	12/12	162.808	168.572	168.572	168.572	168.572
Periodicals mail.....		491110-72	06/89	357.340	363.276	363.276	363.276	363.276
Outside county.....		491110-721	06/89	365.275	371.048	371.048	371.048	371.048
Other periodicals mail and fees.....		491110-722	12/12	139.998	144.691	144.691	144.691	144.691
Standard class mail.....		491110-73	06/89	338.571	348.606	348.606	348.606	348.606
High density and saturation flats and parcels.....		491110-731	12/12	127.501	130.687	130.687	130.687	130.687
Carrier route basic mail.....		491110-732	12/12	148.454	154.587	154.587	154.587	154.587
Bulk letters.....		491110-733	12/12	144.324	146.019	146.019	146.019	146.019
Bulk flats.....		491110-734	12/12	158.621	163.862	163.862	163.862	163.862
Other standard mail and fees.....		491110-735	12/12	198.808	221.013	221.013	221.013	221.013
Package services mail.....		491110-74	06/89	330.910	336.790	336.790	336.790	336.790
Special services and fees.....		491110-75	06/89	353.467	360.852	360.852	360.852	360.852
Shipping services (competitive services).....		491110-8	12/12	170.603	178.782	178.782	178.782	178.782
Domestic priority mail.....		491110-81	06/89	405.137	420.980	420.980	420.980	420.980
Other shipping services and shipping special services & fees.....		491110-82	12/12	192.075	202.521	202.521	202.521	202.521
Couriers and messengers.....	492		12/03	323.073	323.982	323.854	323.460	324.089
Couriers and express delivery services.....	4921		12/03	335.708	336.703	336.563	336.132	336.820
Couriers and express delivery services.....	49211		12/03	335.725	336.721	336.581	336.150	336.838
Couriers and express delivery services.....	492110		12/03	335.680	336.674	336.535	336.104	336.792
Primary services.....		492110-P	12/03	336.860	337.862	337.721	337.288	337.976
Standard courier services.....		492110-1	12/92	496.574	496.574	497.399	496.987	498.223
Expedited courier services.....		492110-2	12/87	504.664	508.838	506.762	505.700	506.332
Domestic expedited courier services.....		492110-201	12/98	463.080	466.886	464.995	464.018	465.010
International expedited courier services.....		492110-202	12/98	388.428	391.685	390.061	389.248	388.948
Local messengers and local delivery.....	4922		12/03	165.956	165.956	165.956	165.956	165.956
Local messengers and local delivery.....	49221		12/03	165.616	165.616	165.616	165.616	165.616
Local messengers and local delivery.....	492210		12/03	165.587	165.587	165.587	165.587	165.587
Primary services.....		492210-P	12/92	213.628	213.628	213.628	213.628	213.628
Local messengers and local delivery services.....		492210-1	12/92	213.628	213.628	213.628	213.628	213.628
Warehousing and storage.....	493		12/06	144.981	148.907	150.861	153.696	150.969
Warehousing and storage.....	4931		12/06	144.932	148.857	150.810	153.644	150.918
General warehousing and storage.....	49311		12/03	150.254	154.972	157.718	160.807	157.120
General warehousing and storage.....	493110		12/03	150.344	155.065	157.813	160.904	157.215
Primary services.....		493110-P	06/93	164.638	169.808	172.817	176.201	172.162
General warehousing and storage services.....		493110-1	06/93	164.638	169.808	172.817	176.201	172.162
Refrigerated warehousing and storage.....	49312		12/03	150.878	152.465	151.368	154.024	154.871
Refrigerated warehousing and storage.....	493120		12/91	165.808	167.552	166.347	169.265	170.196
Primary services.....		493120-P	12/91	166.096	167.843	166.635	169.558	170.491
Warehousing and storage of refrigerated goods.....		493120-2	12/91	166.285	168.034	166.825	169.752	170.686
Farm product warehousing and storage.....	49313		12/03	147.065	147.022	146.968	146.956	146.957
Farm product warehousing and storage.....	493130		12/92	170.991	170.942	170.878	170.865	170.866
Primary services.....		493130-P	12/92	169.790	169.790	169.790	169.790	169.790
Farm product warehousing and storage services.....		493130-1	12/92	169.790	169.790	169.790	169.790	169.790
Publishing industries.....	513		12/22	105.840	106.143	106.747	107.915	107.924
Newspaper, book, and directory publishers.....	5131		12/22	103.781	104.946	105.548	106.168	106.474
Newspaper publishers.....	51311		12/22	100.581	100.985	101.022	101.194	101.276
Newspaper publishers.....	513110		12/22	100.581	100.985	101.022	101.194	101.276
Primary services.....		513110-P	12/22	100.581	100.985	101.022	101.194	101.276
Newspaper publishing.....		513110-1	12/22	100.581	100.985	101.022	101.194	101.276
Newspaper publishing from print publishers.....		513110-11	12/79	606.562	608.996	609.222	610.262	610.755
Newspaper advertising sales.....		513110-111	09/15	85.518	85.681	85.768	86.226	86.438
Newspaper advertising sales, print only.....		513110-1111	09/15	82.304	82.496	82.598	83.136	83.385
Newspaper advertising sales, digital only and print and digital bundled.....		513110-1112	09/15	104.357	104.357	104.357	104.357	104.357
Newspaper subscription and single copy sales.....		513110-112	09/15	185.656	186.565	186.584	186.618	186.639

See footnotes at end of table.

Table 11. Producer price indexes for net output of selected industries and their products, not seasonally adjusted — Continued
 [May 2024]

Title ¹	Industry code	Product code	Index base	Unadjusted index ²				
				Jan. 2024	Feb. 2024 ^P	Mar. 2024 ^P	Apr. 2024 ^P	May 2024 ^P
Newspaper publishers - Continued								
Newspaper subscriptions, print only.....		513110-1121	09/15	184.092	184.092	184.092	184.092	184.092
Newspaper subscriptions, online only and print and online bundled.....		513110-1122	09/15	201.612	213.515	213.762	214.204	214.483
Periodical publishers.....	51312		12/22	99.342	100.782	102.748	104.725	104.725
Periodical publishers.....	513120		12/22	99.383	100.811	102.757	104.716	104.716
Primary services.....		513120-P	12/22	103.459	103.662	103.662	103.816	103.816
Periodical publishing.....		513120-1	12/22	103.459	103.662	103.662	103.816	103.816
Periodical publishing from print publishers.....		513120-11	12/79	464.482	465.394	465.394	466.088	466.088
Periodicals, advertising sales.....		513120-111	12/14	110.343	110.540	110.540	110.788	110.788
Periodicals, subscriptions and single copy sales.....		513120-112	12/14	104.178	104.407	104.407	104.458	104.458
Specialized business and professional periodicals, subscriptions and single copy sales.....		513120-1121	12/79	580.511	587.633	587.633	587.633	587.633
General and consumer periodicals, subscriptions and single copy sales. . .		513120-1122	12/06	100.339	100.339	100.339	100.399	100.399
Book publishers.....	51313		12/22	108.716	109.839	109.975	110.208	111.007
Book publishers.....	513130		12/22	108.651	109.765	109.900	110.132	110.924
Primary services.....		513130-P	12/22	109.733	110.986	111.139	111.399	112.291
Book publishing from print publishers.....		513130-1	12/80	577.670	584.267	585.068	586.441	591.133
Print book publishing.....		513130-101	09/15	139.922	141.520	141.714	142.046	143.183
General adult and juvenile book publishing.....		513130-1011	06/09	114.380	113.197	111.855	112.449	114.798
General adult book publishing.....		513130-10111	06/09	118.540	115.082	114.648	115.276	118.084
Juvenile book publishing.....		513130-10112	06/09	103.122	104.255	102.101	102.625	104.374
Textbook publishing, including teachers' editions and workbooks.....		513130-1012	12/80	949.002	954.812	947.948	953.653	953.653
College textbook publishing.....		513130-10121	12/80	918.927	941.187	914.890	936.746	936.746
Elementary and high school textbook publishing.....		513130-10122	12/02	218.500	218.500	218.500	218.500	218.500
Technical, scientific, and professional book publishing.....		513130-1013	12/80	974.703	1,007.917	1,028.742	1,031.923	1,031.923
General reference book publishing.....		513130-1014	12/80	246.191	247.256	246.814	246.131	246.907
Religious book publishing.....		513130-1015	12/80	255.351	265.908	264.895	256.015	265.542
Directory and mailing list publishers.....	51314		12/22	107.719	110.668	111.302	111.482	111.719
Directory and mailing list publishers.....	513140		12/22	107.714	110.669	111.305	111.485	111.722
Primary services.....		513140-P	12/22	107.593	110.689	111.356	111.544	111.793
Directory and mailing list publishing.....		513140-1	12/22	107.593	110.689	111.356	111.544	111.793
Directory and mailing list publishing from print publishers.....		513140-11	12/03	135.837	136.021	138.495	137.690	138.327
Directory and mailing list publishing from print - ad sales incl. phone directory listings.....		513140-111	09/84	294.069	294.083	294.083	294.083	294.083
Directory and mailing list publishing from print - subscription, content, and licensing sales.....		513140-112	01/08	163.600	163.958	168.827	167.243	168.496
Directory and mailing list publishing from Internet publishers.....		513140-12	12/22	106.688	110.642	110.915	111.350	111.520
Other publishers.....	51319		12/22	102.120	102.108	102.087	102.110	102.155
Greeting card publishers.....	513191		12/22	100.206	100.265	100.219	100.250	100.252
Primary services.....		513191-P	12/22	100.098	100.165	100.115	100.148	100.148
Greeting card publishing.....		513191-1	12/22	100.098	100.165	100.115	100.148	100.148
Greeting card publishing from print publishers.....		513191-101	12/85	242.763	242.924	242.803	242.884	242.884
All other publishers.....	513199		12/22	108.129	107.895	107.950	107.950	108.131
Primary services.....		513199-P	12/22	107.156	106.877	106.942	106.942	107.158
All other publishing including yearbooks, art prints, patterns, and trading cards. . .		513199-1	12/22	107.156	106.877	106.942	106.942	107.158
All other publishing including yearbooks, art prints, patterns, and trading cards, from print.....		513199-11	12/03	134.211	133.862	133.944	133.944	134.214
Software publishers.....	5132		12/03	98.323	98.021	98.581	100.025	99.832
Software publishers.....	51321		12/03	98.323	98.021	98.581	100.025	99.832
Software publishers.....	513210		12/97	92.945	92.660	93.189	94.552	94.370
Primary services.....		513210-P	12/97	96.290	95.967	96.567	98.114	97.896
Software publishing, except games.....		513210-5	06/06	103.673	103.607	104.540	106.167	105.913
System & application software publishing, excluding maintenance, tech support & games.....		513210-505	05/22	102.085	102.283	102.861	103.972	104.169
System software publishing.....		513210-50501	05/22	104.024	104.459	105.381	107.342	107.219
Application software publishing.....		513210-50502	12/97	109.031	108.947	109.142	109.277	109.897
Desktop and portable device application software publishing.....		513210-505021	06/06	104.293	106.323	106.640	105.972	104.935
Other application software publishing.....		513210-505022	06/06	122.128	120.473	120.595	121.336	123.235
Software maintenance, technical support, and other services related to software publishing.....		513210-506	12/97	197.098	192.685	200.022	211.138	203.356
Game software publishing.....		513210-7	12/13	104.986	101.364	98.711	100.827	100.831
Other receipts.....		513210-SM	12/97	64.551	64.552	64.549	64.554	64.626
Broadcasting, except Internet.....	516		12/03	116.438	117.064	114.409	116.553	119.522
Radio and television broadcasting.....	5161		06/01	96.505	102.369	98.943	98.833	98.988
Radio broadcasting.....	51611		12/03	87.654	91.643	92.447	90.954	92.841

See footnotes at end of table.

Table 11. Producer price indexes for net output of selected industries and their products, not seasonally adjusted — Continued
 [May 2024]

Title ¹	Industry code	Product code	Index base	Unadjusted index ²				
				Jan. 2024	Feb. 2024 ^P	Mar. 2024 ^P	Apr. 2024 ^P	May 2024 ^P
Radio broadcasting stations.....	516110		06/88	158.330	165.538	166.991	164.292	167.701
Primary services.....		516110-P	06/88	158.466	165.831	167.314	164.455	167.939
Radio station services.....		516110-1	06/88	167.959	175.765	177.337	174.306	178.000
Radio station advertising sales.....		516110-101	06/88	157.270	166.223	168.025	164.549	168.785
Radio station advertising sales, local.....		516110-10101	12/95	116.082	120.523	126.332	124.266	124.620
Radio station advertising sales, national and regional.....		516110-10102	12/95	110.374	121.647	112.599	109.011	118.366
Other radio station services.....		516110-102	12/03	141.978	141.978	141.978	141.978	141.978
Other receipts.....		516110-SM	12/03	135.769	135.769	135.839	139.958	139.936
Television broadcasting.....	51612		12/03	92.343	98.455	93.917	94.215	93.827
Television broadcasting stations.....	516120		06/01	93.036	99.198	94.623	94.923	94.531
Primary services.....		516120-P	06/01	75.190	79.894	76.402	76.594	76.296
Television station advertising sales.....		516120-3	06/08	74.064	82.018	76.113	76.439	75.934
Other television station broadcasting services.....		516120-4	06/08	117.939	117.939	117.939	117.939	117.939
Other receipts.....		516120-SM	06/01	186.749	186.743	186.740	188.954	188.958
Cable and other subscription programming.....	5162		12/03	131.569	128.982	126.734	130.321	135.100
Cable and other subscription programming.....	51621		12/03	133.835	131.203	128.917	132.565	137.426
Media streaming dist svcs, social networks, and other media networks and content providers.....	516210		12/03	131.672	129.083	126.834	130.423	135.206
Primary services.....		516210-P	12/03	137.123	134.427	132.084	135.822	140.803
Cable networks.....		516210-1	12/03	131.936	125.490	122.040	126.619	130.236
Cable network advertising services.....		516210-11	06/93	158.802	149.858	145.071	151.424	156.443
Cable network programming services.....		516210-12	06/93	297.950	297.950	297.950	297.950	297.950
Radio network and national syndication services.....		516210-3	12/95	84.095	94.978	94.936	99.095	115.610
Telecommunications.....	517		12/03	109.148	109.678	109.531	110.564	110.414
Wired and wireless telecommunications carriers.....	5173		12/17	111.835	112.383	112.232	113.297	113.143
Wired and wireless telecommunications carriers.....	51731		12/17	111.835	112.383	112.232	113.297	113.143
Wired telecommunications carriers.....	517311		12/03	138.240	139.583	139.275	141.464	141.152
Primary products.....		517311-P	12/03	138.050	139.391	139.084	141.270	140.959
Local telephone service, except private lines.....		517311-1	12/03	151.608	151.969	152.424	152.334	152.070
Residence local telephone service.....		517311-111	12/03	169.359	169.631	169.656	169.650	169.648
Business and other local telephone service.....		517311-112	12/03	128.572	129.098	130.289	130.054	129.344
Public switched toll service.....		517311-2	12/03	136.484	135.849	135.288	135.955	137.184
Residence switched toll service.....		517311-21	12/03	212.139	210.918	210.645	212.497	213.147
Business switched toll and other toll service.....		517311-22	12/03	64.974	64.742	64.294	64.365	65.331
Private line telephone service.....		517311-3	12/03	103.176	105.633	105.389	105.356	104.941
All-distance telephone service.....		517311-4	12/11	147.769	148.033	148.655	148.526	149.071
Residential all-distance telephone service.....		517311-401	12/11	157.896	159.371	159.625	159.805	162.113
Business all-distance telephone service.....		517311-402	12/11	139.032	138.255	139.193	138.800	137.830
Video programming distribution.....		517311-5	12/03	187.777	194.089	193.234	195.414	195.923
Video programming subscriber services.....		517311-501	06/93	269.947	275.748	274.437	277.779	278.560
Advertising services.....		517311-502	06/93	115.321	140.295	140.295	140.295	140.295
Internet access services.....		517311-6	06/04	60.332	60.655	60.658	60.933	61.035
Residential Internet access services.....		517311-601	12/11	89.640	90.015	90.038	90.505	90.659
Business Internet access services.....		517311-602	12/11	97.236	98.043	97.996	98.282	98.433
Bundled access services.....		517311-7	12/11	130.531	130.988	130.611	134.608	133.559
Other wired telecommunications services.....		517311-9	12/03	105.075	104.856	104.816	105.226	104.872
Wireless telecommunications carriers.....	517312		06/99	44.511	44.409	44.407	44.411	44.407
Primary services.....		517312-P	06/99	43.992	43.891	43.889	43.893	43.890
Wireless telecommunications services.....		517312-1	06/99	43.992	43.891	43.889	43.893	43.890
Data processing and related services.....	5182		12/03	115.674	115.787	115.526	115.931	116.339
Data processing and related services.....	51821		12/03	115.674	115.787	115.526	115.931	116.339
Data processing, hosting and related services.....	518210		12/00	119.403	119.519	119.250	119.668	120.089
Primary services.....		518210-P	12/00	113.127	113.259	112.954	113.428	113.905
Business process management services.....		518210-1	12/00	104.834	104.834	104.834	104.834	104.920
Data management, information transformation, and related services.....		518210-4	12/00	105.686	105.686	105.686	105.686	105.686
Hosting, ASP, and other IT infrastructure provisioning services.....		518210-5	12/06	115.742	115.978	115.431	116.282	117.099
Other receipts.....		518210-SM	12/00	138.116	138.116	138.116	138.116	138.116
Depository credit intermediation.....	5221		12/03	142.415	143.802	144.039	146.024	143.431
Commercial banking.....	52211		12/03	146.101	147.677	147.947	149.974	147.141
Commercial banking.....	522110		12/03	146.101	147.677	147.947	149.974	147.141
Primary services.....		522110-P	12/03	146.101	147.677	147.947	149.974	147.141
Loan services.....		522110-1	12/03	228.889	231.202	229.415	234.864	227.663
Residential real estate loans, except home equity.....		522110-101	12/03	96.713	105.903	110.933	114.484	116.088

See footnotes at end of table.

Table 11. Producer price indexes for net output of selected industries and their products, not seasonally adjusted — Continued
 [May 2024]

Title ¹	Industry code	Product code	Index base	Unadjusted index ²				
				Jan. 2024	Feb. 2024 ^P	Mar. 2024 ^P	Apr. 2024 ^P	May 2024 ^P
Commercial banking - Continued								
Nonresidential real estate loans.....		522110-102	12/03	538.868	542.963	528.426	543.808	520.313
Home equity loans.....		522110-103	12/03	248.378	233.708	229.604	233.364	219.997
Commercial, industrial, and agricultural loans, except real estate.....		522110-105	12/03	231.305	229.825	228.989	232.233	225.846
New and used auto and truck loans.....		522110-106	12/03	78.568	83.771	82.243	87.772	81.824
Credit cards, overdraft credit, and related plans.....		522110-107	12/03	196.497	197.112	191.875	194.184	186.813
Other loan services.....		522110-108	12/03	112.931	113.664	113.344	115.111	112.235
Deposit services.....		522110-2	12/03	75.051	75.944	77.799	77.686	78.017
Demand deposits.....		522110-201	12/11	122.928	122.978	125.733	124.971	125.775
Time and other deposits.....		522110-202	12/11	147.998	151.608	155.635	156.168	156.478
Trust services.....		522110-3	12/03	97.393	100.095	100.113	100.113	102.070
Other banking services.....		522110-4	12/03	102.349	102.349	102.349	95.118	94.822
Savings institutions.....	52218		12/03	108.610	107.269	107.019	108.668	109.409
Savings institutions and other depository credit intermediation.....	522180		12/03	108.611	107.270	107.020	108.669	109.410
Primary services.....		522180-P	12/03	108.785	107.443	107.192	108.844	109.586
Loan services.....		522180-1	12/03	130.255	128.338	123.796	126.782	127.915
Residential real estate loans, except home equity.....		522180-101	12/03	90.305	86.958	82.867	83.263	88.359
Nonresidential real estate loans.....		522180-102	12/03	232.589	230.842	219.740	223.868	221.297
Home equity loans.....		522180-103	12/03	343.211	346.281	327.702	335.264	334.150
Commercial, industrial, and agricultural loans, except real estate.....		522180-105	12/03	314.474	309.947	297.894	294.930	305.314
New and used auto and truck loans.....		522180-106	12/03	114.613	115.484	117.212	123.657	123.174
Credit cards, overdraft credit, and related plans.....		522180-109	12/11	160.843	156.735	155.052	166.867	164.724
Other loan services.....		522180-111	12/03	99.443	98.115	95.398	100.079	97.826
Deposit services.....		522180-2	12/03	84.838	84.315	92.430	91.846	91.989
Demand deposits.....		522180-201	12/11	126.213	130.613	141.278	140.953	141.146
Time and other deposits.....		522180-202	12/11	101.363	99.067	109.217	108.345	108.522
Trusts and other banking services.....		522180-3	12/03	197.548	197.548	197.548	197.548	197.548
Security, commodity contracts and like activity.....	523		12/03	271.484	272.105	276.816	282.052	279.831
Securities and commodity contracts intermediation and brokerage.....	5231		06/00	222.243	222.814	228.658	227.017	228.957
Investment banking and securities intermediation.....	52315		12/22	117.370	117.671	120.758	119.891	120.916
Investment banking and securities intermediation.....	523150		12/22	117.370	117.671	120.758	119.891	120.916
Primary services.....		523150-P	12/22	117.370	117.671	120.758	119.891	120.916
Securities brokerage.....		523150-1	12/03	135.351	135.865	136.858	136.277	137.232
Brokerage services.....		523150-101	06/00	56.221	56.837	56.401	55.566	56.508
Brokerage services, equities and ETFs.....		523150-1011	06/00	49.001	50.442	49.425	47.667	49.725
Brokerage services, all other securities.....		523150-1012	06/00	74.688	74.592	74.656	74.589	74.589
Other securities related services including margin lending and mutual fund sales.....		523150-102	06/00	203.444	203.590	206.402	206.451	207.040
Investment banking and securities dealing.....		523150-2	12/03	475.400	476.226	494.872	490.359	495.051
Dealer transactions.....		523150-201	06/00	116.384	126.266	137.900	134.085	136.336
Dealer transactions, equity securities.....		523150-2011	06/05	132.147	157.177	180.526	173.993	178.978
Dealer transactions, debt securities and all other trading.....		523150-2012	06/00	131.025	122.803	121.694	120.483	119.615
Investment banking services.....		523150-202	06/00	270.866	280.039	292.512	291.346	296.135
Other securities dealing services.....		523150-203	12/03	2,640.439	2,474.277	2,479.215	2,479.715	2,479.828
Portfolio management and investment advice.....	52394		12/22	111.978	112.207	113.293	118.010	115.472
Portfolio management and investment advice.....	523940		12/22	111.978	112.207	113.293	118.010	115.472
Primary services.....		523940-P	12/22	111.978	112.207	113.293	118.010	115.472
Portfolio management.....		523940-1	06/02	334.024	334.367	336.618	351.408	344.957
Mutual fund and exchange traded fund management.....		523940-11	06/02	367.373	368.092	371.643	383.416	380.387
Management of equity funds.....		523940-1101	01/17	170.745	171.334	173.893	182.799	180.766
Management of bond funds.....		523940-1102	01/17	106.401	106.329	106.362	105.761	105.167
Management of other funds.....		523940-1103	01/17	117.170	117.138	117.331	117.777	117.843
Private portfolio management.....		523940-12	06/02	314.110	314.281	315.921	331.821	323.952
Management of equity private portfolios.....		523940-1201	01/17	167.867	168.056	169.241	182.238	176.749
Management of bond private portfolios.....		523940-1202	01/17	107.087	107.044	106.994	107.793	105.534
Management of other private portfolios.....		523940-1203	01/17	129.458	129.400	129.957	130.579	129.905
Investment advice.....		523940-2	06/02	242.795	244.795	251.523	258.569	248.123
Investment advisory services.....		523940-21	06/02	242.795	244.795	251.523	258.569	248.123
Insurance carriers and related activities.....	524		12/03	155.755	155.915	156.106	156.055	156.378
Insurance carriers.....	5241		12/03	156.568	156.720	156.917	156.863	157.198
Direct life/health/medical insurance carriers.....	52411		12/03	159.488	159.425	159.426	159.183	159.194
Direct life insurance carriers.....	524113		12/98	116.788	116.521	116.522	115.891	115.892
Primary services.....		524113-P	12/98	116.576	116.310	116.311	115.681	115.682
Life insurance policies.....		524113-1	12/98	111.040	110.725	110.726	109.924	109.926
Individual life insurance policies.....		524113-101	12/98	119.463	119.041	119.042	118.098	118.101

See footnotes at end of table.

Table 11. Producer price indexes for net output of selected industries and their products, not seasonally adjusted — Continued
 [May 2024]

Title ¹	Industry code	Product code	Index base	Unadjusted index ²				
				Jan. 2024	Feb. 2024 ^P	Mar. 2024 ^P	Apr. 2024 ^P	May 2024 ^P
Direct life insurance carriers - Continued								
Term life insurance policies.....		524113-10101	12/98	106.655	106.656	106.656	106.657	106.658
Whole life insurance policies.....		524113-10102	12/98	130.222	130.223	130.224	130.224	130.224
Universal life insurance policies.....		524113-10103	12/98	112.727	110.827	110.832	110.908	110.919
Variable-universal and other individual life insurance policies.....		524113-10105	12/17	102.893	102.893	102.893	99.744	99.744
Group life insurance policies.....		524113-102	12/98	89.931	89.931	89.931	89.533	89.533
Annuities.....		524113-2	12/98	151.200	151.157	151.155	151.765	151.743
Variable deferred annuities.....		524113-201	12/98	187.009	187.009	187.009	188.337	188.285
Fixed-rate deferred annuities.....		524113-202	12/98	117.595	117.595	117.595	117.595	117.600
Immediate annuities.....		524113-203	12/98	126.099	125.661	125.640	125.435	125.435
Disability insurance policies.....		524113-3	06/06	102.154	102.154	102.154	102.154	102.154
Direct health and medical insurance carriers.....	524114		12/02	208.082	208.151	208.153	208.149	208.168
Primary services.....		524114-P	12/02	211.415	211.486	211.488	211.483	211.502
Medical service plans.....		524114-1	12/02	221.027	221.101	221.103	221.099	221.119
Comprehensive medical service plans.....		524114-101	12/02	229.672	229.837	229.838	229.823	229.823
Group managed care medical service plans.....		524114-10101	12/02	225.318	225.665	225.667	225.637	225.637
Group fee-for-service medical service plans.....		524114-10102	12/02	206.710	206.710	206.710	206.710	206.710
Individual comprehensive medical service plans.....		524114-10103	12/02	350.700	350.700	350.700	350.700	350.700
Non-comprehensive medical service plans.....		524114-103	06/07	135.450	135.451	135.453	135.455	135.478
Dental service plans.....		524114-10301	12/02	139.139	139.158	139.179	139.198	139.441
Supplemental Medicare service plans.....		524114-10302	12/02	173.639	173.639	173.639	173.639	173.639
Other medical service plans.....		524114-10303	12/02	177.733	177.733	177.733	177.733	177.733
Indemnity health insurance plans.....		524114-2	12/02	114.259	114.259	114.259	114.259	114.259
Other direct insurance carriers.....	52412		12/98	177.342	178.043	178.744	179.149	180.318
Direct property and casualty insurers.....	524126		06/98	177.472	178.174	178.875	179.280	180.450
Primary services.....		524126-P	06/98	177.623	178.325	179.027	179.433	180.603
Private passenger auto insurance.....		524126-1	06/98	220.805	221.639	222.243	222.519	224.867
Homeowner's insurance.....		524126-2	06/98	241.469	243.753	245.692	245.721	246.855
Commercial auto insurance.....		524126-3	06/98	133.233	133.706	134.199	136.976	138.116
Non-auto liability insurance.....		524126-4	06/98	131.519	131.519	132.620	132.453	132.661
Medical malpractice insurance.....		524126-402	06/98	112.789	112.789	112.789	111.674	111.674
Product and other non-auto liability insurance.....		524126-403	06/98	135.248	135.248	136.548	136.548	136.793
Commercial multiple peril insurance.....		524126-5	06/98	165.353	165.353	165.716	165.630	165.630
Worker's compensation insurance.....		524126-6	06/98	85.302	85.302	85.465	85.702	85.996
Other property and casualty insurance.....		524126-7	12/03	121.177	121.700	121.840	122.687	122.699
Insurance agencies and brokerages.....	52421		12/03	115.574	115.892	115.894	115.897	115.896
Insurance agencies and brokerages.....	524210		12/02	119.660	119.991	119.993	119.995	119.995
Primary services.....		524210-P	12/02	120.540	120.888	120.891	120.893	120.893
Sale of property and casualty insurance.....		524210-1	12/02	122.755	122.762	122.765	122.769	122.769
Sale of personal property and casualty insurance.....		524210-101	06/09	123.053	123.054	123.054	123.055	123.055
Sale of private passenger auto insurance.....		524210-10101	12/02	129.756	129.756	129.756	129.756	129.756
Sale of homeowner's insurance.....		524210-10102	12/02	127.016	127.016	127.016	127.016	127.016
Sale of other personal property and casualty insurance.....		524210-10103	06/09	102.965	102.978	102.985	102.998	102.998
Sale of commercial property and casualty insurance.....		524210-102	12/02	119.537	119.549	119.556	119.562	119.562
Sale of life insurance and annuities.....		524210-2	12/02	106.367	109.201	109.201	109.201	109.201
Sale of health and medical insurance.....		524210-3	12/02	134.430	134.430	134.430	134.430	134.430
Sale of other insurance.....		524210-4	12/02	103.281	103.281	103.281	103.281	103.281
Lessors of nonresidential buildings (except miniwarehouses).....	53112		12/03	145.986	140.528	140.228	140.873	140.472
Lessors of nonresidential buildings.....	531120		12/95	170.792	164.407	164.056	164.811	164.341
Primary services.....		531120-P	12/95	165.966	159.762	159.420	160.153	159.697
Leasing of shopping centers and retail stores.....		531120-1	12/95	151.782	141.104	138.283	140.633	139.392
Leasing of professional and office buildings.....		531120-2	12/95	179.185	175.650	177.566	177.028	175.768
Leasing of manufacturing and industrial buildings.....		531120-3	12/95	149.188	149.143	149.316	149.471	149.519
Leasing of other nonresidential buildings and facilities.....		531120-7	12/02	163.619	160.466	161.574	160.957	164.654
Lessors of miniwarehouse and self storage units.....	53113		12/03	200.595	196.908	195.469	193.975	187.286
Miniwarehouse and self-storage unit operators.....	531130		12/03	200.583	196.897	195.457	193.963	187.275
Primary services.....		531130-P	06/93	304.939	299.334	297.146	294.875	284.707
Miniwarehouse and self-storage unit operation.....		531130-1	06/93	304.939	299.334	297.146	294.875	284.707
Offices of real estate agents and brokers.....	5312		12/03	190.118	189.572	189.106	190.929	192.342
Offices of real estate agents and brokers.....	53121		12/03	190.118	189.572	189.106	190.929	192.343
Offices of real estate agents and brokers.....	531210		12/03	189.995	189.450	188.984	190.805	192.218
Primary services.....		531210-P	12/03	190.018	189.473	189.007	190.829	192.242
Real estate brokerage, residential property sales and leases.....		531210-1	12/95	267.655	266.726	265.920	268.857	271.390
Real estate brokerage, nonresidential property sales and leases including land sales and leases.....		531210-6	12/06	136.891	136.879	136.897	137.334	137.071

See footnotes at end of table.

Table 11. Producer price indexes for net output of selected industries and their products, not seasonally adjusted — Continued
 [May 2024]

Title ¹	Industry code	Product code	Index base	Unadjusted index ²				
				Jan. 2024	Feb. 2024 ^P	Mar. 2024 ^P	Apr. 2024 ^P	May 2024 ^P
Offices of real estate agents and brokers - Continued								
Real estate brokerage, nonresidential property sales including land sales.		531210-601	12/09	149.327	149.272	149.328	150.062	149.616
Real estate brokerage, nonresidential property leases including land leases.		531210-602	12/09	131.291	131.347	131.303	131.296	131.309
Real estate property managers.	53131		12/03	132.071	133.986	134.177	134.714	134.988
Residential property managers.	531311		12/03	145.167	145.030	145.079	145.698	145.690
Primary services.		531311-P	12/03	147.305	147.165	147.215	147.844	147.835
Residential property management services.		531311-1	12/95	153.872	153.726	153.778	154.435	154.426
Nonresidential property managers.	531312		12/03	111.164	115.739	116.111	116.524	117.164
Primary services.		531312-P	12/03	111.164	115.739	116.111	116.524	117.164
Nonresidential property management services.		531312-1	12/95	123.426	128.505	128.919	129.378	130.088
Offices of real estate appraisers.	531320		12/03	112.955	112.555	112.924	112.924	113.455
Primary services.		531320-P	12/03	114.719	114.312	114.687	114.687	115.226
Real estate appraisal services.		531320-1	12/95	122.615	122.180	122.581	122.581	123.157
Automotive equipment rental and leasing.	5321		06/01	142.132	143.260	151.141	150.600	151.027
Passenger car rental and leasing.	53211		12/03	123.804	125.511	135.979	134.396	135.065
Passenger car rental.	532111		12/91	181.717	184.221	199.586	197.262	198.245
Primary services.		532111-P	12/91	180.787	183.279	198.565	196.252	197.230
Standard passenger car rental.		532111-2	12/91	162.292	164.935	183.729	180.269	181.181
Passenger car rental for business travel.		532111-211	12/98	83.947	84.634	93.080	90.962	91.478
Passenger car rental for leisure travel.		532111-221	12/98	161.828	164.932	184.550	181.326	182.205
Replacement passenger car rental.		532111-3	12/91	278.140	280.261	282.378	284.662	286.019
Truck, utility trailer and RV rental and leasing.	53212		12/03	140.367	140.035	140.626	142.311	142.139
Truck, utility trailer, and RV rental and leasing.	532120		06/91	161.122	160.742	161.419	163.352	163.154
Primary services.		532120-P	06/91	157.778	157.216	158.153	160.242	159.986
Rental of trucks, truck trailers, RVs.		532120-1	06/91	162.914	160.490	161.331	164.316	165.018
Leasing of trucks, truck trailers, and RVs.		532120-4	06/91	146.454	146.959	147.900	149.378	148.601
Other receipts.		532120-SM	06/91	176.352	177.681	175.907	176.230	176.594
Other heavy machinery rental and leasing.	532412		12/03	139.068	138.486	139.712	139.107	139.751
Primary services.		532412-P	12/03	121.575	120.282	121.587	120.943	121.637
Construction equipment rental and leasing.		532412-1	12/03	132.041	130.059	132.058	131.072	132.134
Oilfield and well drilling equipment rental and leasing.		532412-2	12/03	99.554	99.554	99.554	99.554	99.554
Other receipts.		532412-SM	12/03	211.915	217.319	217.319	217.319	217.256
Legal services.	5411		12/96	284.352	288.468	287.857	292.263	292.862
Offices of lawyers.	54111		12/96	284.352	288.468	287.857	292.263	292.862
Offices of lawyers.	541110		12/96	284.352	288.468	287.857	292.263	292.862
Primary services.		541110-P	12/96	283.481	287.584	286.976	291.368	291.965
Labor and employment legal services.		541110-A	12/14	131.752	132.464	131.691	132.680	133.408
Other legal services.		541110-C	12/14	121.474	122.850	122.850	122.850	122.850
Real estate legal services.		541110-2	12/96	269.854	272.203	271.975	272.431	272.484
Civil negligence legal services.		541110-3	12/96	216.673	218.115	218.222	219.540	220.874
Defendant representation.		541110-301	12/96	271.608	274.545	274.545	277.423	280.123
Plaintiff representation.		541110-302	12/96	152.964	153.125	153.303	153.303	153.464
Wills, estate planning, and probate.		541110-6	12/96	257.225	261.269	261.269	261.269	261.269
Business and commercial legal services.		541110-9	12/14	166.525	169.944	169.346	174.056	174.354
Tax legal services.		541110-901	12/14	188.068	188.815	188.815	189.546	190.131
Intellectual property legal services.		541110-902	12/14	158.068	158.786	157.822	161.314	162.558
Bankruptcy and other business and commercial legal services.		541110-903	12/14	166.935	171.084	170.532	175.721	175.798
Offices of certified public accountants.	541211		12/03	147.370	149.524	149.978	149.747	149.744
Primary services.		541211-P	12/03	151.325	153.280	152.800	152.279	152.267
Other accounting services.		541211-A	12/08	127.024	126.314	125.582	123.678	123.746
Financial auditing.		541211-4	06/95	191.160	191.415	189.758	188.611	188.451
Tax preparation and planning.		541211-5	06/95	188.271	194.969	195.741	196.284	196.391
Bookkeeping and compilation.		541211-9	12/08	147.729	149.934	150.168	151.389	151.396
Other accounting services.	541219		12/03	163.873	162.866	158.534	154.295	154.295
Primary services.		541219-P	12/03	164.040	163.032	158.695	154.452	154.452
Other accounting services (non-CPA firms).		541219-1	12/03	164.040	163.032	158.695	154.452	154.452
Architectural, engineering and related services.	5413		12/96	192.537	192.669	192.685	193.553	193.595
Architectural services.	54131		12/03	127.312	127.367	127.384	127.661	127.868
Architectural services.	541310		12/96	153.731	153.797	153.818	154.152	154.401
Primary services.		541310-P	12/96	157.367	157.443	157.466	157.848	158.132
Residential building projects.		541310-1	12/96	175.908	175.908	175.908	176.448	176.448
Nonresidential building projects.		541310-7	12/10	115.023	115.098	115.121	115.395	115.677

See footnotes at end of table.

Table 11. Producer price indexes for net output of selected industries and their products, not seasonally adjusted — Continued
 [May 2024]

Title ¹	Industry code	Product code	Index base	Unadjusted index ²				
				Jan. 2024	Feb. 2024 ^P	Mar. 2024 ^P	Apr. 2024 ^P	May 2024 ^P
Architectural services - Continued								
Commercial and industrial building projects.....		541310-71	09/19	106.525	106.616	106.616	106.774	107.093
Institutional building projects.....		541310-72	09/19	109.380	109.446	109.487	109.858	110.120
Other architectural services, incl. historic restoration & architectural consulting services.....		541310-8	12/10	146.292	146.292	146.292	146.316	146.316
Engineering services.....	54133		12/03	158.621	158.737	158.748	159.522	159.522
Engineering services.....	541330		12/96	200.250	200.396	200.411	201.388	201.388
Primary services.....		541330-P	12/96	202.426	202.572	202.614	203.694	203.694
Building related engineering projects.....		541330-1	12/96	179.621	179.647	179.650	181.271	181.271
Residential building engineering projects.....		541330-101	12/09	108.526	108.526	108.526	109.046	109.046
Commercial, public, and institutional building engineering projects.....		541330-102	12/09	134.770	134.834	134.840	136.243	136.243
Industrial and manufacturing plant and process engineering projects.....		541330-103	12/09	127.379	127.379	127.379	128.534	128.534
Non-building related engineering projects.....		541330-2	12/96	216.665	216.900	216.971	217.622	217.622
Transportation engineering projects.....		541330-201	12/09	137.883	138.022	138.043	138.587	138.587
Highway and roadway engineering projects.....		541330-20101	12/09	132.346	132.474	132.495	132.954	132.954
Other transportation engineering projects, including mass transit engineering projects.....		541330-20102	12/09	145.958	146.113	146.137	146.820	146.820
Municipal utility and power generation and distribution engineering projects.....		541330-202	12/09	148.132	148.678	148.678	149.739	149.739
All other non-building related engineering projects.....		541330-203	12/09	157.173	157.173	157.262	157.370	157.370
Other receipts.....		541330-SM	12/96	180.656	180.800	180.565	180.599	180.599
Management and technical consulting services.....	5416		06/06	131.611	131.443	131.594	132.836	132.850
Management consulting services.....	54161		06/06	131.612	131.444	131.595	132.836	132.851
Management consulting services.....	541610		06/06	132.775	132.408	132.509	134.228	134.270
Primary services.....		541610-P	06/06	133.929	133.386	133.442	135.584	135.649
Administrative and general management consulting services.....		541610-1	06/06	154.617	154.115	153.959	157.916	158.033
Marketing consulting services.....		541610-3	06/06	67.453	67.465	67.464	67.464	67.464
Process, physical distribution and logistics consulting services.....		541610-4	06/06	124.045	120.904	122.610	123.194	123.298
Human resources consulting services.....		541610-5	06/06	119.037	119.103	118.890	118.666	118.580
Advertising agencies.....	54181		12/03	123.830	124.187	124.202	124.211	124.274
Advertising agencies.....	541810		06/95	150.110	150.542	150.561	150.572	150.648
Primary services.....		541810-P	06/95	153.081	153.555	153.575	153.587	153.670
Advertising agency services.....		541810-4	09/21	109.233	109.571	109.586	109.594	109.654
Advertising creative services billed separately.....		541810-401	06/95	142.682	142.682	142.682	142.682	142.682
Advertising placement services, including bundled placement and creative services.....		541810-402	06/95	162.899	163.669	163.702	163.722	163.857
Other advertising services billed separately.....		541810-403	12/08	102.598	102.598	102.598	102.598	102.598
Employment services.....	5613		12/96	161.100	160.310	160.095	159.474	158.406
Employee leasing services.....	56133		12/03	131.015	131.015	131.015	130.489	130.489
Professional employer organizations.....	561330		12/03	131.015	131.015	131.015	130.489	130.489
Primary services.....		561330-P	06/94	169.457	169.457	169.457	168.773	168.773
Co-employment staffing.....		561330-1	06/94	169.457	169.457	169.457	168.773	168.773
Staffing services (except PEOs).....	56138		12/10	137.626	136.442	136.119	135.607	134.005
Staffing services (except PEOs).....	561380		12/10	137.615	136.432	136.109	135.596	133.995
Primary services.....		561380-P	12/10	138.465	137.261	136.932	136.410	134.782
Temporary help services.....		561380-1	06/94	181.048	181.607	181.205	179.880	179.120
Temporary help services, office and clerical.....		561380-101	06/94	192.138	190.746	189.923	190.156	193.490
Temporary help services, light and heavy industrial.....		561380-102	06/94	189.446	191.821	191.521	187.042	187.583
Temporary help services, technical and professional.....		561380-103	06/94	104.515	104.626	105.027	105.555	103.523
Temporary help services, medical.....		561380-104	06/94	181.559	181.651	178.007	172.806	172.131
Temporary help services, other.....		561380-105	06/94	183.762	183.112	182.598	184.737	183.913
Employment placement services.....		561380-2	12/03	145.424	121.503	121.524	126.691	110.023
Executive search services.....		561380-3	12/06	111.477	111.315	109.712	111.289	111.325
Travel agencies.....	56151		12/03	106.692	106.849	106.461	106.836	106.922
Travel agencies.....	561510		12/89	119.537	119.713	119.278	119.698	119.794
Primary services.....		561510-P	12/89	118.561	118.822	118.177	118.800	118.981
Flight bookings.....		561510-1	12/89	91.742	91.499	90.834	91.609	91.599
Domestic flight bookings.....		561510-111	12/89	83.937	83.335	83.164	82.738	82.818
International flight bookings.....		561510-112	12/89	71.811	71.858	71.066	72.377	72.315
Other travel agency services, except flight bookings.....		561510-2	12/89	176.726	177.629	176.858	177.450	177.890
Hotel and car rental bookings.....		561510-211	12/89	188.077	188.295	188.088	190.090	189.926
Hotel bookings.....		561510-2111	12/11	111.485	111.617	111.497	112.659	112.563
Car rental bookings.....		561510-2112	12/11	87.786	87.307	86.609	93.064	92.613
Cruise and tour bookings.....		561510-222	06/02	109.049	110.810	109.315	109.633	110.615
Cruise bookings.....		561510-2221	12/11	114.651	117.051	115.417	115.759	117.047
Packaged tour bookings.....		561510-2222	12/11	80.885	80.127	79.253	79.458	79.224

See footnotes at end of table.

Table 11. Producer price indexes for net output of selected industries and their products, not seasonally adjusted — Continued
 [May 2024]

Title ¹	Industry code	Product code	Index base	Unadjusted index ²				
				Jan. 2024	Feb. 2024 ^P	Mar. 2024 ^P	Apr. 2024 ^P	May 2024 ^P
Travel agencies - Continued								
All other travel agency services.....		561510-233	06/02	135.077	135.077	135.077	135.077	135.077
Security guards and patrol services.....	561612		12/04	170.969	171.936	171.737	172.082	171.843
Primary services.....		561612-P	12/04	170.762	171.728	171.529	171.874	171.635
Security guard services.....		561612-1	12/04	170.762	171.728	171.529	171.874	171.635
Janitorial services.....	56172		12/03	137.807	137.807	137.807	137.632	137.955
Janitorial services.....	561720		12/94	163.017	163.017	163.017	162.809	163.191
Primary services.....		561720-P	12/94	163.794	163.794	163.794	163.575	163.977
Janitorial cleaning services.....		561720-5	12/94	163.794	163.794	163.794	163.575	163.977
Nonresidential cleaning services.....		561720-51	06/03	135.947	135.947	135.947	135.750	136.113
Residential cleaning services.....		561720-52	06/03	166.937	166.937	166.937	166.937	166.937
Waste collection.....	5621		12/03	185.392	184.482	188.581	190.724	193.275
Waste collection.....	56211		12/03	185.393	184.482	188.582	190.725	193.276
Solid waste collection.....	562111		12/03	185.407	184.497	188.595	190.737	193.286
Primary services.....		562111-P	06/93	257.179	255.712	261.828	264.937	268.955
Solid waste collection services.....		562111-2	06/93	257.179	255.712	261.828	264.937	268.955
Offices of physicians.....	6211		12/96	145.590	145.608	145.953	146.041	146.019
Offices of physicians.....	62111		12/96	145.590	145.608	145.953	146.041	146.019
Offices of physicians, except mental health.....	621111		12/93	156.898	156.917	157.290	157.384	157.361
Primary services.....		621111-P	12/93	157.618	157.638	158.022	158.119	158.095
One and two physician practices and single specialty group practices.....		621111-4	12/93	148.286	148.254	148.748	148.792	148.756
General/family practice.....		621111-411	12/93	166.331	166.331	166.459	166.465	166.465
Internal medicine.....		621111-412	12/99	129.966	129.847	130.589	130.589	130.589
General surgery and other surgical specialties.....		621111-413	12/99	116.071	116.071	116.624	116.624	116.624
Pediatrics.....		621111-414	12/93	249.102	249.102	249.148	249.148	249.257
Obstetrics/gynecology.....		621111-415	12/93	149.179	149.179	149.179	149.179	148.676
Other specialty.....		621111-419	12/99	126.940	126.936	127.534	127.689	127.681
Multispecialty group practice.....		621111-5	12/93	192.589	192.747	192.867	193.109	193.117
Offices of dentists.....	6212		06/10	132.021	134.109	133.901	136.518	137.437
Offices of dentists.....	62121		06/10	132.021	134.109	133.901	136.518	137.437
Offices of dentists.....	621210		06/10	132.024	134.112	133.904	136.521	137.439
Primary services.....		621210-P	06/10	132.207	134.314	134.105	136.745	137.672
Dental visits and consultations.....		621210-1	06/10	143.753	145.598	144.952	145.125	147.061
Private insurance patients: dental visits and consultations.....		621210-11	06/14	132.720	134.471	134.471	134.471	137.079
Medicare, Medicaid and all other patients: dental visits and consultations.....		621210-12	06/14	130.267	131.870	130.432	130.816	131.398
Dental surgical intervention services.....		621210-2	06/10	117.920	121.107	121.107	121.378	121.378
Private insurance patients: dental surgical intervention services.....		621210-21	06/14	114.492	115.935	115.935	115.935	115.935
Medicare, Medicaid and all other patients: dental surgical intervention services.....		621210-22	06/14	112.841	118.061	118.061	118.665	118.665
Dental non-surgical intervention services.....		621210-3	06/10	129.311	131.267	131.276	136.232	136.788
Private insurance patients: dental non-surgical intervention services.....		621210-31	06/14	113.786	116.167	116.182	123.949	124.713
Medicare, Medicaid and all other patients: dental non-surgical intervention services.....		621210-32	06/14	130.342	131.404	131.404	131.714	131.898
Medical and diagnostic laboratories.....	6215		12/03	103.804	103.833	104.098	104.189	104.189
Medical and diagnostic laboratories.....	62151		12/03	103.804	103.833	104.098	104.189	104.189
Medical laboratories.....	621511		12/03	100.750	100.792	100.839	100.975	100.975
Primary services.....		621511-P	06/94	119.859	119.909	119.964	120.126	120.126
Medical laboratory services.....		621511-2	06/94	119.859	119.909	119.964	120.126	120.126
Medicare patients.....		621511-23	06/14	79.524	79.524	79.631	79.631	79.631
Medicaid patients.....		621511-24	06/14	95.319	95.319	95.319	95.319	95.319
Private insurance patients.....		621511-25	06/14	98.057	98.051	98.036	98.270	98.270
All other patients.....		621511-26	06/14	103.207	103.470	103.748	103.748	103.748
Diagnostic imaging centers.....	621512		12/03	108.110	108.110	108.805	108.805	108.805
Primary services.....		621512-P	06/94	113.439	113.439	114.168	114.168	114.168
Diagnostic imaging services.....		621512-4	06/94	113.439	113.439	114.168	114.168	114.168
Medicare and Medicaid patients.....		621512-41	06/14	91.290	91.290	91.572	91.572	91.572
Private insurance and all other patients.....		621512-42	06/14	105.279	105.279	106.063	106.063	106.063
Home health care services.....	6216		12/96	164.748	164.748	164.748	164.754	164.761
Home health care services.....	62161		12/96	164.748	164.748	164.748	164.754	164.761
Home health care services.....	621610		12/96	164.817	164.817	164.817	164.823	164.829
Primary services.....		621610-P	12/96	158.766	158.766	158.766	158.770	158.770
Medicare and Medicaid patients.....		621610-3	12/03	133.839	133.839	133.839	133.843	133.843
Medicare patients.....		621610-31	12/96	139.815	139.815	139.815	139.815	139.815

See footnotes at end of table.

Table 11. Producer price indexes for net output of selected industries and their products, not seasonally adjusted — Continued
 [May 2024]

Title ¹	Industry code	Product code	Index base	Unadjusted index ²				
				Jan. 2024	Feb. 2024 ^P	Mar. 2024 ^P	Apr. 2024 ^P	May 2024 ^P
Home health care services - Continued								
Medicaid patients.....		621610-32	12/03	148.578	148.578	148.578	148.587	148.587
Private insurance and all other patients.....		621610-4	12/03	156.930	156.930	156.930	156.930	156.930
Private insurance patients.....		621610-41	06/14	112.620	112.620	112.620	112.620	112.620
All other patients.....		621610-42	06/14	156.724	156.724	156.724	156.724	156.724
Other receipts.....		621610-SM	12/96	303.240	303.240	303.240	303.290	-
All other ambulatory health care services.....	62199		06/06	135.559	136.703	136.799	136.369	136.491
Blood and organ banks.....	621991		06/06	135.553	136.697	136.792	136.363	136.485
Primary services.....		621991-P	06/06	133.968	135.027	135.106	134.648	134.796
Human blood services.....		621991-1	06/06	119.600	120.517	120.524	120.744	120.918
Human red blood and whole blood services.....		621991-12	06/06	117.315	116.972	117.758	117.825	117.939
Human blood plasma services.....		621991-13	06/06	118.466	120.414	119.873	120.239	120.504
Human blood platelet and other blood services.....		621991-14	06/06	135.307	135.995	135.863	135.993	136.023
Human organ, bone, tissue, and other bank services.....		621991-2	06/06	193.459	195.086	195.423	192.577	192.643
Other receipts.....		621991-SM	06/06	158.625	163.545	164.420	165.585	164.375
Hospitals.....	622		12/92	234.320	234.909	234.722	235.012	238.094
General medical and surgical hospitals.....	6221		12/03	170.427	170.844	170.684	170.851	173.241
General medical and surgical hospitals.....	62211		12/03	170.399	170.816	170.656	170.823	173.212
General medical and surgical hospitals.....	622110		12/92	235.214	235.790	235.568	235.798	239.106
Primary services.....		622110-P	12/92	243.323	243.951	243.710	243.961	244.550
Certain infectious and parasitic diseases.....		622110-201	06/08	136.132	136.409	135.346	135.346	135.346
Neoplasms.....		622110-202	12/17	135.139	135.385	132.591	134.571	134.571
Diseases of the blood & blood-forming organs & certain disorders involving the immune mechanism.....		622110-203	12/17	134.996	135.144	135.144	133.165	133.165
Endocrine, nutritional and metabolic diseases.....		622110-204	12/17	110.336	110.336	110.336	109.979	109.151
Mental and behavioural disorders.....		622110-205	12/17	137.424	137.424	137.424	137.424	137.424
Diseases of the nervous system.....		622110-206	12/17	112.699	112.699	112.699	112.699	112.699
Diseases of the circulatory system.....		622110-209	06/08	136.283	136.289	136.315	136.293	136.465
Diseases of the respiratory system.....		622110-210	12/17	121.172	121.176	121.048	121.028	121.028
Diseases of the digestive system.....		622110-211	06/08	156.658	157.802	157.964	157.118	157.645
Diseases of the skin and subcutaneous tissue.....		622110-212	06/08	120.959	120.709	121.139	121.039	121.435
Diseases of the musculoskeletal system and connective tissue.....		622110-213	06/08	153.770	153.700	154.054	154.116	154.116
Diseases of the genitourinary system.....		622110-214	12/17	115.338	115.312	115.006	115.255	119.484
Pregnancy, childbirth and the puerperium.....		622110-215	06/08	185.827	185.962	185.598	185.821	187.602
Certain conditions originating in the perinatal period.....		622110-216	06/08	153.101	153.183	153.183	153.183	154.158
Symptoms, signs and abnormal clinical and laboratory findings, not elsewhere classified.....		622110-218	12/17	120.591	120.056	120.056	120.722	120.722
Injury, poisoning and certain other consequences of external causes.....		622110-219	12/17	115.073	115.820	116.031	116.031	116.031
Factors influencing health status and contact with health services.....		622110-221	12/17	118.469	120.050	120.209	120.254	120.254
Other diseases.....		622110-223	12/17	116.238	116.634	116.634	116.034	116.034
Psychiatric and substance abuse hospitals.....	6222		12/03	172.403	172.403	172.484	172.316	172.316
Psychiatric and substance abuse hospitals.....	62221		12/03	172.403	172.403	172.484	172.316	172.316
Psychiatric and substance abuse hospitals.....	622210		12/92	203.102	203.102	203.197	202.999	202.999
Primary services.....		622210-P	12/92	203.092	203.092	203.187	202.990	202.990
Psychiatric hospitals.....		622210-3	12/92	209.473	209.473	209.599	209.336	209.336
Medicare patients: psychiatric hospitals.....		622210-31	06/14	122.045	122.045	122.926	122.865	122.865
Medicaid patients: psychiatric hospitals.....		622210-32	06/14	163.119	163.119	163.119	163.119	163.119
Private insurance and all other patients: psychiatric hospitals.....		622210-33	06/14	129.643	129.643	129.643	129.399	129.399
Other specialty hospitals.....	6223		12/03	171.008	171.969	172.292	173.815	173.815
Other specialty hospitals.....	62231		12/03	171.008	171.969	172.292	173.815	173.815
Other specialty hospitals.....	622310		12/92	256.358	257.800	258.285	260.539	260.539
Primary services.....		622310-P	12/92	295.032	296.875	297.494	296.537	296.537
Specialty, except psychiatric and substance abuse, hospitals.....		622310-6	12/92	295.032	296.875	297.494	296.537	296.537
Medicare patients.....		622310-61	06/14	117.829	118.255	118.386	118.706	118.706
Medicaid patients.....		622310-62	06/14	139.371	140.756	145.010	146.084	146.084
Private insurance and all other patients.....		622310-63	06/14	110.057	110.842	110.439	109.383	109.383
Nursing care facilities.....	6231		12/03	183.213	183.082	183.058	183.098	183.232
Nursing care facilities.....	62311		12/03	183.213	183.082	183.058	183.097	183.232
Nursing care facilities.....	623110		12/94	277.964	277.764	277.728	277.788	277.992
Primary services.....		623110-P	12/94	276.726	276.516	276.478	276.541	276.757
Medicare and Medicaid patients.....		623110-1	12/94	266.671	266.587	266.710	266.790	266.790
Medicaid patients.....		623110-101	06/12	153.682	153.604	153.718	153.791	153.791
Medicare patients.....		623110-102	06/12	122.674	122.674	122.674	122.674	122.674
Private insurance and all other patients.....		623110-3	12/94	294.098	293.707	293.442	293.483	294.005

See footnotes at end of table.

Table 11. Producer price indexes for net output of selected industries and their products, not seasonally adjusted — Continued
 [May 2024]

Title ¹	Industry code	Product code	Index base	Unadjusted index ²				
				Jan. 2024	Feb. 2024 ^P	Mar. 2024 ^P	Apr. 2024 ^P	May 2024 ^P
Nursing care facilities - Continued								
Private insurance patients.....		623110-301	06/14	105.795	105.795	105.795	105.795	105.795
All other patients.....		623110-302	06/14	138.846	138.624	138.475	138.498	138.793
Residential developmental disability homes.....	62321		12/03	236.107	236.080	236.117	236.087	236.087
Residential developmental disability homes.....	623210		12/03	236.098	236.071	236.108	236.079	236.079
Primary services.....		623210-P	12/03	235.044	235.012	235.055	235.021	235.021
Residential intellectual and developmental disability services.....		623210-1	12/03	235.044	235.012	235.055	235.021	235.021
Medicaid patients.....		623210-11	06/14	149.255	149.229	149.264	149.236	149.236
Non-Medicaid patients.....		623210-12	06/14	171.735	171.735	171.735	171.735	171.735
Amusement and theme parks.....	7131		06/06	215.585	221.645	227.018	224.170	221.910
Amusement and theme parks.....	71311		06/06	215.251	221.301	226.666	223.822	221.565
Amusement and theme parks.....	713110		06/06	215.234	221.286	226.649	223.808	221.550
Primary services.....		713110-P	06/06	209.841	216.187	220.972	218.800	216.358
Amusement and theme park admissions.....		713110-1	06/06	226.074	233.888	239.125	234.963	230.867
Amusement and theme park food and beverage sales.....		713110-2	06/06	208.628	208.628	212.013	213.920	212.540
Amusement and theme park merchandise sales, games, and other services.....		713110-3	06/06	142.339	161.877	169.762	170.542	179.533
Other receipts.....		713110-SM	06/06	289.570	288.903	304.883	289.225	290.946
Golf courses and country clubs.....	71391		12/05	167.025	167.419	168.443	168.067	163.861
Golf courses and country clubs.....	713910		12/05	167.027	167.421	168.445	168.069	163.862
Primary services.....		713910-P	12/05	167.511	167.926	169.004	168.609	164.181
Membership dues and fees.....		713910-1	12/05	179.576	179.909	180.964	180.758	180.758
Greens and guest fees.....		713910-2	12/05	144.779	143.493	145.651	144.744	127.494
Food and beverage sales.....		713910-3	12/05	178.492	181.300	181.300	181.008	181.008
Equipment rentals and all other golf services.....		713910-4	12/05	139.348	139.348	139.348	139.348	139.348
Fitness and recreational sports centers.....	71394		12/04	120.854	119.717	121.682	121.842	121.886
Fitness and recreational sports centers.....	713940		12/04	120.857	119.720	121.685	121.845	121.889
Primary services.....		713940-P	12/04	116.555	115.313	117.460	117.635	117.635
Fitness and recreational facility memberships.....		713940-1	12/04	106.616	105.008	107.792	107.900	107.900
Recreational facility admissions, classes, and other fitness center services.....		713940-2	12/04	150.288	150.288	150.274	150.678	150.678
Other receipts.....		713940-SM	12/04	136.995	136.995	136.995	136.995	137.415
Accommodation.....	721		12/96	188.685	191.038	195.964	195.686	193.135
Accommodation.....	7211		12/96	188.685	191.038	195.964	195.687	193.135
Hotels (exc casino hotels) and motels.....	72111		12/03	165.986	166.879	173.757	173.052	169.407
Hotels and motels, except casino hotels.....	721110		12/03	165.996	166.890	173.769	173.064	169.418
Primary services.....		721110-P	12/03	168.219	169.162	176.206	175.485	171.711
Guestroom rental.....		721110-1	12/03	170.014	170.770	179.782	179.103	174.131
Limited service hotels and motels guestroom rental.....		721110-101	06/93	175.254	190.334	206.085	206.896	195.129
Full service hotels and motels guestroom rental.....		721110-102	06/93	226.618	226.058	236.790	250.770	250.152
Luxury and resort hotels guestroom rental.....		721110-103	06/93	304.188	296.925	309.863	289.268	277.894
Hotel and motel food and beverage and related services.....		721110-2	12/03	158.338	159.017	159.239	159.796	159.752
Hotel and motel food and nonalcoholic beverage and related services.....		721110-201	12/03	154.685	155.502	155.726	156.396	156.377
Hotel and motel alcoholic beverage and related services.....		721110-202	12/03	177.512	177.512	177.723	177.723	177.555
Other hotel and motel services.....		721110-5	12/10	161.005	165.160	164.308	159.505	161.678
Other receipts.....		721110-SM1	12/10	184.656	182.493	184.098	183.878	186.406
Casino hotels.....	72112		12/03	131.187	135.517	133.109	133.972	135.409
Casino hotels.....	721120		12/03	131.166	135.496	133.088	133.951	135.388
Primary services.....		721120-P	12/03	132.333	137.051	134.602	135.485	136.922
Casino hotel guestroom rental.....		721120-1	06/01	135.344	160.921	132.542	152.631	152.703
Casino hotel food and beverage and related services.....		721120-2	12/03	228.187	228.639	233.858	234.213	234.584
Casino hotel food and nonalcoholic beverage and related services.....		721120-201	12/03	205.057	205.057	208.346	208.816	208.816
Casino hotel alcoholic beverage and related services.....		721120-202	12/03	294.402	296.219	307.205	307.205	308.693
Casino gaming receipts.....		721120-5	06/01	114.481	114.720	117.154	113.666	115.605
Other casino hotel services.....		721120-6	06/11	114.538	120.586	120.586	120.586	120.586
Other receipts.....		721120-SM1	06/11	166.655	137.950	136.799	136.689	139.682
Commercial machinery repair and maintenance.....	8113		06/06	196.156	195.970	195.973	197.947	200.380
Commercial machinery repair and maintenance.....	81131		06/06	196.178	195.992	195.996	197.970	200.403
Commercial machinery repair and maintenance.....	811310		06/06	196.106	195.920	195.924	197.897	200.329
Primary services.....		811310-P	06/06	177.509	177.335	177.335	179.191	181.471
Maintenance and repair services for agricultural, construction, and mining machinery.....		811310-5	12/13	173.092	173.092	173.092	173.092	173.092
Maintenance and repair services for commercial and service industry machinery.....		811310-6	12/13	154.060	154.060	154.060	154.060	161.510
Maintenance and repair services for industrial machinery.....		811310-7	12/13	127.204	127.204	127.204	130.753	130.753
Maintenance and repair services for general purpose machinery.....		811310-8	12/13	142.848	141.634	141.634	141.634	142.142

See footnotes at end of table.

Table 11. Producer price indexes for net output of selected industries and their products, not seasonally adjusted — Continued
 [May 2024]

Title ¹	Industry code	Product code	Index base	Unadjusted index ²				
				Jan. 2024	Feb. 2024 ^p	Mar. 2024 ^p	Apr. 2024 ^p	May 2024 ^p
Special indexes								
New nonresidential building construction by contractor type/region.....	236400		02/14	160.503	160.527	160.493	160.785	160.716
General contractors.....		236400-1	02/14	157.224	157.152	157.289	157.537	157.432
General contractors, Northeast.....		236400-11	02/14	146.985	146.596	146.570	146.685	146.614
General contractors, South.....		236400-12	02/14	161.075	161.075	161.400	160.777	160.777
General contractors, Midwest.....		236400-13	02/14	145.740	145.704	145.706	145.839	145.460
General contractors, West.....		236400-14	02/14	168.825	168.822	168.923	170.537	170.503
Plumbing, heating, and air conditioning contractors.....		236400-221	02/14	151.215	151.138	149.494	149.691	149.633
Plumbing, heating, and air conditioning contractors, Northeast.....		236400-2211	02/14	177.240	177.240	177.240	178.729	178.665
Plumbing, heating, and air conditioning contractors, South.....		236400-2212	02/14	149.207	149.211	145.074	144.719	144.727
Plumbing, heating, and air conditioning contractors, Midwest.....		236400-2213	02/14	139.717	139.649	139.649	138.884	139.052
Plumbing, heating, and air conditioning contractors, West.....		236400-2214	02/14	142.293	142.034	140.995	141.726	141.382
Electrical contractors.....		236400-222	02/14	177.339	177.623	177.611	176.331	176.254
Electrical contractors, Northeast.....		236400-2221	02/14	182.034	182.532	183.346	182.209	181.899
Electrical contractors, South.....		236400-2222	02/14	174.962	175.065	175.065	173.525	173.525
Electrical contractors, Midwest.....		236400-2223	02/14	166.900	167.045	166.311	164.178	163.958
Electrical contractors, West.....		236400-2224	02/14	185.980	186.481	186.459	186.187	186.300
Roofing contractors.....		236400-223	02/14	179.450	179.425	179.293	179.864	178.792
Roofing contractors, Northeast.....		236400-2231	02/14	156.811	156.811	156.811	158.848	158.855
Roofing contractors, South.....		236400-2232	02/14	—	—	—	—	—
Roofing contractors, Midwest.....		236400-2233	02/14	178.381	178.381	178.381	178.438	177.231
Roofing contractors, West.....		236400-2234	02/14	159.964	159.848	159.785	160.522	159.792
Poured concrete foundation and structure contractors.....		236400-224	02/14	166.610	166.167	166.509	167.908	167.957
Poured concrete foundation and structure contractors, Northeast.....		236400-2241	02/14	156.164	156.164	156.164	155.923	155.979
Poured concrete foundation and structure contractors, South.....		236400-2242	02/14	179.579	178.363	178.644	180.654	180.432
Poured concrete foundation and structure contractors, Midwest.....		236400-2243	02/14	159.494	159.487	159.931	160.215	160.833
Poured concrete foundation and structure contractors, West.....		236400-2244	02/14	161.434	161.434	161.905	164.103	164.019
New nonresidential building construction by region.....	236500		02/14	160.767	160.797	160.850	161.137	161.074
New nonresidential building construction, Northeast.....		236500-1	02/14	168.445	168.354	169.209	169.569	169.485
New nonresidential building construction, South.....		236500-2	02/14	158.839	158.757	158.530	158.366	158.339
New nonresidential building construction, Midwest.....		236500-3	02/14	153.201	153.235	153.302	153.026	152.904
New nonresidential building construction, West.....		236500-4	02/14	164.725	164.965	164.910	166.128	166.072
Nonresidential building maintenance & repair.....	2381MR		04/09	147.885	148.014	148.866	149.171	149.484
General medical and surgical hospitals by patient type.....	62211A							
Medicare patients.....		62211A-2	12/92	196.310	196.287	196.464	196.666	196.666
Medicaid patients.....		62211A-4	12/92	160.285	160.285	160.285	160.285	160.285
Private insurance and all other patients.....		62211A-6	12/92	309.417	310.846	310.047	310.442	311.843
Private insurance patients.....		62211A-61	06/14	135.499	136.205	135.801	135.998	136.680
All other patients.....		62211A-62	06/14	129.478	129.480	129.547	129.537	129.614
Premiums for property and casualty insurance ³	924126		06/98	170.900	171.497	172.058	172.279	173.238
Primary services.....		924126-P	06/98	171.065	171.662	172.224	172.445	173.405
Premiums for private passenger auto insurance.....		924126-1	06/98	209.947	210.690	211.318	211.510	213.543
Premiums for homeowner's insurance.....		924126-2	06/98	237.766	239.813	241.536	241.728	242.740
Premiums for commercial auto insurance.....		924126-3	06/98	121.624	121.798	122.036	123.002	123.506
Premiums for non-auto liability insurance.....		924126-4	06/98	125.989	126.001	126.552	126.537	126.654
Premiums for medical malpractice insurance.....		924126-402	06/98	118.382	118.382	118.382	118.282	118.282
Premiums for product and other non-auto liability insurance.....		924126-403	06/98	127.109	127.123	127.771	127.771	127.910
Premiums for commercial multiple peril insurance.....		924126-5	06/98	142.791	142.791	143.012	142.977	142.977
Premiums for worker's compensation insurance.....		924126-6	06/98	96.395	96.395	96.482	96.571	96.571
Premiums for other property and casualty insurance.....		924126-7	12/03	120.089	120.435	120.428	120.834	120.828

¹ Industry and product class indexes may include products not shown separately.

² All indexes are subject to revision for 4 months after their originally scheduled publication to incorporate late reports and corrections by survey respondents.

³ The special index for 924126, in which prices reflect premiums only, contrasts with the index shown elsewhere in this table for NAICS 524126, where prices reflect premiums plus the amount of investment income earned on the invested portion of the premium.

p Preliminary

"—" Data not available.

n.e.c. = Not elsewhere classified.

NOTE: Titles of some industries and products are not shown in this table because they fail to meet our publication criteria.

Table 12. Producer price index percentage changes for the net output of selected industries and their products, not seasonally adjusted
 [May 2024]

Title ¹	Industry code	Product code	Unadjusted 12-month percent change ²	Unadjusted 1-month percent change ²				
				May 2023 to May 2024 ^P	Dec. to Jan.	Jan. to Feb. ^P	Feb. to Mar. ^P	Mar. to Apr. ^P
Logging.....	1133		-4.2	0.0	-0.7	-0.1	-2.2	0.0
Logging.....	11331		-4.2	0.0	-0.7	-0.1	-2.2	0.0
Logging.....	113310		-4.2	0.0	-0.7	-0.1	-2.2	0.0
Primary products.....		113310-P	-4.2	0.0	-0.7	-0.1	-2.2	0.0
Secondary products and miscellaneous receipts.....		113310-SM						
Mining								
Total mining industries.....			4.7	3.9	-0.5	-2.8	4.7	-3.7
Oil and gas extraction.....	211		4.2	6.8	-1.8	-5.2	7.3	-7.1
Oil and gas extraction.....	2111		4.2	6.8	-1.8	-5.2	7.3	-7.1
Crude petroleum and natural gas extraction.....	211111		3.4	7.2	-1.2	-4.5	7.9	-7.6
Primary products.....		211111-P	3.4	7.2	-1.2	-4.5	7.9	-7.6
Crude petroleum.....		211111-1	7.6	4.4	5.4	1.7	8.9	-8.7
Natural gas (from the wellhead).....		211111-3	-20.7	18.3	-24.6	-35.4	0.3	1.5
Natural gas liquids extraction.....	211112		10.6	4.4	-5.4	-9.7	2.9	-3.0
Primary products.....		211112-P	10.6	4.4	-5.4	-9.7	2.9	-3.0
Natural gas liquids.....		211112-1	22.4	3.6	0.3	-0.6	5.3	-3.8
Isopentane and natural gasoline.....		211112-11	-4.3	2.7	7.5	4.8	0.0	-10.6
Propane.....		211112-12	-0.1	11.8	9.4	-13.5	2.7	-17.1
Butane.....		211112-13	4.3	-0.9	0.7	-8.8	0.9	-18.1
Plant condensate, ethane, gas mixtures, and other natural gas liquids.....		211112-14	45.9	2.5	-5.1	5.1	9.0	5.7
Residue gas shipped from natural gas liquids plants.....		211112-3	-33.6	6.8	-21.5	-42.4	-11.6	3.1
Mining (except oil & gas).....	212		6.9	1.0	1.3	1.3	1.4	1.3
Coal mining.....	2121		8.3	0.4	6.3	-3.7	1.3	0.6
Coal mining.....	21211		8.3	0.4	6.3	-3.7	1.3	0.6
Coal mining.....	212110		8.3	0.3	6.4	-3.7	1.3	0.6
Primary products.....		212110-P	8.3	0.3	6.4	-3.7	1.3	0.6
Coal, utility sold.....		212110-1	11.3	0.9	7.9	-4.5	1.7	0.6
Bituminous coal and lignite surface mining (utility sold).....		212110-11	3.2	5.4	3.5	-4.7	1.9	-0.7
Raw bituminous and lignite from surface mining operations (utility sold).....		212110-111	0.2	-5.7	4.4	-5.1	5.8	-2.4
Processed bituminous coal and lignite surface operations (utility sold).....		212110-113	4.0	9.0	3.3	-4.6	0.8	-0.3
Bituminous coal underground mining (utility sold).....		212110-12	15.3	-1.1	10.1	-4.4	1.6	1.2
Raw bituminous coal shipped from underground mining operations (utility sold).....		212110-121	19.4	0.0	7.6	0.1	0.9	1.3
Processed bituminous coal shipped from underground mines (utility sold).....		212110-123	14.8	-1.3	10.4	-5.1	1.8	1.2
Coal exports.....		212110-4	-9.7	-4.2	-3.1	0.9	-0.5	1.0
Coal non-utility sold (including anthracite).....		212110-5	3.2	0.0	1.6	0.1	-0.6	0.2
Secondary products and miscellaneous receipts.....		212110-SM						
Metal ore mining.....	2122		8.9	-1.0	-0.9	5.7	3.2	2.8
Iron ore mining.....	21221		-1.4	0.6	0.7	-1.3	-0.4	0.0
Iron ore mining.....	212210		-1.4	0.6	0.7	-1.3	-0.4	0.0
Primary products.....		212210-P	-1.4	0.6	0.7	-1.3	-0.4	0.0
Iron ore (including crude, concentrates, agglomerates and pellets).....		212210-0	-1.4	0.6	0.7	-1.3	-0.4	0.0
Copper, nickel, lead & zinc mining.....	21223		18.7	-5.5	-2.9	9.4	0.3	10.1
Copper, nickel, lead and zinc mining.....	212230		18.7	-5.5	-2.9	9.4	0.3	10.1
Primary products.....		212230-P	19.5	-5.6	-3.2	9.5	-1.3	11.7
Secondary products and miscellaneous receipts.....		212230-SM						
Nonmetallic mineral mining & quarrying.....	2123		4.2	3.5	-0.2	0.9	-0.2	0.0
Stone mining & quarrying.....	21231		7.4	4.8	-0.1	0.4	-0.1	0.0
Dimension stone mining and quarrying.....	212311		18.1	6.5	0.6	0.0	0.0	0.0
Primary products.....		212311-P	18.5	6.7	0.4	0.0	0.0	0.0
Dimension stone.....		212311-0	18.5	6.7	0.4	0.0	0.0	0.0
Secondary products and miscellaneous receipts.....		212311-SM						
Crushed and broken limestone mining.....	212312		8.3	4.8	0.1	0.2	0.1	0.0
Primary products.....		212312-P	8.4	5.0	0.1	0.2	0.1	0.0
Crushed and broken limestone.....		212312-0	8.4	5.0	0.1	0.2	0.1	0.0
Secondary products and miscellaneous receipts.....		212312-SM						
Crushed and broken granite mining.....	212313		-0.3	3.4	-1.3	1.5	-1.3	0.0

See footnotes at end of table.

Table 12. Producer price index percentage changes for the net output of selected industries and their products, not seasonally adjusted — Continued
 [May 2024]

Title ¹	Industry code	Product code	Unadjusted 12-month percent change ²	Unadjusted 1-month percent change ²				
				May 2023 to May 2024 ^P	Dec. to Jan.	Jan. to Feb. ^P	Feb. to Mar. ^P	Mar. to Apr. ^P
Crushed and broken granite mining - Continued								
Primary products.....		212313-P	-0.3	3.4	-1.3	1.5	-1.3	0.0
Crushed and broken granite.....		212313-0	-0.3	3.4	-1.3	1.5	-1.3	0.0
Secondary products and miscellaneous receipts.....		212313-SM						
Other crushed and broken stone mining.....								
Primary products.....	212319	212319-P	10.0	5.6	0.0	0.1	0.0	0.0
Bituminous limestone and sandstone, and other crushed and broken stone.....		212319-0	10.5	5.9	0.0	0.1	0.0	0.0
Secondary products and miscellaneous receipts.....		212319-SM						
Sand/gravel/clay/refractory minerals mining.....								
Construction sand and gravel mining.....	212321		9.1	3.1	0.8	0.3	2.4	1.4
Primary products.....		212321-P	9.3	3.0	0.8	0.3	2.6	1.4
Construction sand and gravel (run of pit/bank, washed, screened, etc).....		212321-0	9.3	3.0	0.8	0.3	2.6	1.4
Construction sand and gravel, Midwest.....		212321-02	8.7	3.1	1.0	0.8	4.0	0.0
Construction sand and gravel, West.....		212321-04	11.2	2.3	1.0	0.1	2.5	2.8
Secondary products and miscellaneous receipts.....		212321-SM						
Miscellaneous receipts.....		212321-M	4.6	4.6	0.0	0.0	0.0	0.0
Kaolin, clay, and ceramic and refractory minerals mining.....								
Primary products.....	212323	212323-P	5.2	3.3	1.0	0.1	0.5	-0.2
Bentonite.....		212323-2	2.6	-0.4	0.0	0.0	0.0	1.1
Secondary products and miscellaneous receipts.....		212323-SM						
Other nonmetallic mineral mining & quarrying.....								
Other nonmetallic mineral mining and quarrying.....	212390		-13.2	0.2	-3.0	3.8	-5.4	-2.4
Primary products.....		212390-P	-13.2	0.2	-3.0	3.8	-5.4	-2.4
Rock salt.....		212390-5	-	0.3	0.0	-	-	-
All other nonmetallic minerals, including gypsum.....		212390-9	-9.2	5.3	2.9	15.2	-22.2	-6.8
Secondary and miscellaneous.....		212390-SM						
Mining support activities.....								
Mining support activities.....	213		3.4	-0.3	0.5	-0.8	1.6	-0.1
Mining support activities.....	2131		3.4	-0.3	0.5	-0.8	1.6	-0.1
Mining support activities.....	21311		3.4	-0.3	0.5	-0.8	1.6	-0.1
Drilling oil and gas wells.....								
Primary services.....	213111	213111-P	1.5	0.0	0.1	-1.3	1.4	0.0
Oil and gas well directional drilling control.....		213111-03	-1.3	0.3	1.6	0.0	0.0	0.0
Drilling oil and gas wells, including drilling in, spudding in or tailing in.....		213111-04	2.3	0.0	0.0	-1.6	1.6	0.0
Reworking oil and gas wells.....		213111-05	-2.9	0.0	0.0	0.0	0.0	0.0
Support activities for oil and gas operations.....								
Primary services.....	213112	213112-P	4.0	-0.5	0.6	-0.7	1.8	-0.1
Oil and gas field support services.....		213112-0	4.0	-0.6	0.7	-0.7	1.9	-0.1
Secondary products and miscellaneous receipts.....		213112-SM						
Support activities for coal mining.....								
Primary services.....	213113	213113-P	3.6	0.2	0.2	0.1	0.0	0.0
Coal mining services.....		213113-0	3.6	0.2	0.2	0.1	0.0	0.0
Support activities for metal and nonmetallic minerals mining.....								
Primary services.....	213118	213118-P	4.0	3.6	0.0	0.0	0.0	0.0
Support activities for metal and nonmetallic minerals mining.....		213118-1	4.0	3.6	0.0	0.0	0.0	0.0
Utilities.....								
Electric power generation, transmission, and distribution.....	221		5.7	6.3	-5.7	-1.3	-1.2	2.8
Electric power generation.....	2211		7.2	7.6	-7.2	-0.8	-0.8	3.9
Electric power generation.....	22111		20.0	24.9	-24.3	-2.9	-3.1	18.1
Electric power generation.....	221110		20.0	24.9	-24.4	-2.9	-3.1	18.1
Primary products.....		221110-P	20.3	25.4	-24.7	-2.9	-3.1	18.5
Utilities.....		221110-4	5.7	36.0	-27.0	-3.3	3.1	1.1
Non-utilities.....		221110-5	38.3	14.4	-21.9	-2.5	-10.3	41.3
Secondary products and miscellaneous receipts.....		221110-SM						
Electric power transmission, control, and distribution.....								
Electric bulk power transmission and control.....	22112		3.1	1.5	0.3	-0.1	0.0	-0.5
Primary products.....	221121	221121-P	1.5	-1.0	2.3	0.1	0.8	-2.5
Electric bulk power transmission and control.....		221121-3	1.5	-1.0	2.3	0.1	0.8	-2.5
Electric power distribution.....								
Primary products.....	221122	221122-P	3.2	1.6	0.2	-0.1	-0.1	-0.5
			2.6	1.6	0.7	0.1	-0.6	-0.4

See footnotes at end of table.

Table 12. Producer price index percentage changes for the net output of selected industries and their products, not seasonally adjusted — Continued
 [May 2024]

Title ¹	Industry code	Product code	Unadjusted 12-month percent change ²	Unadjusted 1-month percent change ²				
				May 2023 to May 2024 ^P	Dec. to Jan.	Jan. to Feb. ^P	Feb. to Mar. ^P	Mar. to Apr. ^P
Electric power distribution - Continued								
Residential electric power.....		221122-41	4.2	2.0	-0.1	0.8	-0.4	0.3
New England residential electric power.....		221122-411	-1.8	9.2	0.1	0.0	-3.9	0.0
Middle Atlantic residential electric power.....		221122-412	8.1	6.6	0.3	0.5	-3.0	2.1
East North Central residential electric power.....		221122-413	6.6	4.7	0.3	-0.1	0.9	-1.4
West North Central residential electric power.....		221122-414	0.6	-1.5	1.0	1.2	2.9	-0.8
South Atlantic residential electric power.....		221122-415	4.0	-0.1	0.3	-0.4	0.3	-0.3
East South Central residential electric power.....		221122-416	-0.3	2.0	-1.5	3.6	-3.3	-1.4
West South Central residential electric power.....		221122-417	-0.6	-2.7	-1.6	1.9	0.4	1.3
Mountain residential electric power.....		221122-418	4.7	-0.3	0.0	2.8	-0.4	4.4
Pacific residential electric power.....		221122-419	9.0	3.1	0.0	1.0	0.5	0.0
Commercial electric power.....		221122-42	1.5	1.4	0.6	0.2	-0.7	-0.6
New England commercial electric power.....		221122-421	-9.2	5.0	0.1	0.0	-2.2	0.0
Middle Atlantic commercial electric power.....		221122-422	-2.1	-4.4	2.1	-2.6	-5.8	0.9
East North Central commercial electric power.....		221122-423	8.8	4.0	0.9	-0.4	0.6	-1.7
West North Central commercial electric power.....		221122-424	3.5	-0.1	2.2	0.3	4.0	-1.4
South Atlantic commercial electric power.....		221122-425	1.3	-0.3	-0.1	0.2	0.0	-0.9
East South Central commercial electric power.....		221122-426	-0.3	1.5	-0.2	2.3	-1.4	-4.3
West South Central commercial electric power.....		221122-427	-1.9	-3.0	0.6	1.9	0.2	-2.0
Mountain commercial electric power.....		221122-428	5.8	-0.9	0.0	1.8	-1.1	3.6
Pacific commercial electric power.....		221122-429	4.0	8.0	0.0	0.4	0.2	0.0
Industrial electric power.....		221122-43	0.3	0.6	2.9	-2.0	-1.0	-2.1
New England industrial electric power.....		221122-431	-11.5	4.5	4.9	-8.6	-15.2	-3.3
Middle Atlantic industrial electric power.....		221122-432	2.1	0.2	2.9	-1.9	-2.5	-0.8
East North Central industrial electric power.....		221122-433	26.2	4.1	4.3	-1.0	2.9	-4.6
West North Central industrial electric power.....		221122-434	-3.5	2.1	-0.3	-0.3	4.3	-2.8
South Atlantic industrial electric power.....		221122-435	6.8	0.6	0.2	0.7	0.3	1.2
East South Central industrial electric power.....		221122-436	-0.4	0.0	1.3	0.3	0.5	-4.4
West South Central industrial electric power.....		221122-437	-6.6	-0.8	-2.0	2.4	-1.3	-3.0
Mountain industrial electric power.....		221122-438	-27.7	-6.7	22.5	-19.3	-14.9	0.5
Pacific industrial electric power.....		221122-439	-5.6	0.3	-0.1	0.9	0.3	0.0
Transportation electric power.....		221122-45	0.5	-1.0	-0.1	1.0	0.6	-2.6
Secondary products and miscellaneous receipts.....		221122-SM						
Miscellaneous receipts.....		221122-M	0.3	-0.7	0.0	0.2	0.0	0.0
Natural gas distribution.....	2212		0.0	1.4	0.3	-3.0	-2.9	-1.2
Natural gas distribution.....	22121		0.0	1.4	0.3	-3.0	-2.9	-1.2
Natural gas distribution.....	221210		0.0	1.4	0.3	-3.0	-2.9	-1.2
Primary products.....		221210-P	0.1	1.8	0.3	-3.1	-3.0	-1.2
Natural gas to ultimate consumers.....		221210-11	-1.7	0.8	0.3	-3.6	-3.7	-1.4
Residential natural gas.....		221210-112	-1.3	1.1	0.2	-2.3	-2.4	-1.5
New England residential natural gas.....		221210-1121	-1.5	-0.2	0.1	0.1	-0.8	-18.9
Middle Atlantic residential natural gas.....		221210-1122	2.7	3.3	-0.3	-0.2	-0.6	-0.1
East North Central residential natural gas.....		221210-1123	-4.2	0.7	-0.2	-3.3	-1.0	-0.8
West North Central residential natural gas.....		221210-1124	-6.1	-0.2	2.3	-5.2	-1.2	1.3
South Atlantic residential natural gas.....		221210-1125	0.1	-1.5	-0.5	-1.1	-2.7	1.0
East South Central residential natural gas.....		221210-1126	-9.7	-1.1	0.6	-2.5	-6.6	0.8
West South Central residential natural gas.....		221210-1127	5.3	4.4	-0.4	-4.8	-3.6	-4.1
Mountain residential natural gas.....		221210-1128	-8.9	-2.3	0.0	-0.6	-4.3	0.4
Pacific residential natural gas.....		221210-1129	0.5	1.7	1.5	-4.3	-5.8	-0.4
Commercial natural gas.....		221210-113	-1.5	0.0	0.4	-3.4	-5.7	-3.0
New England commercial natural gas.....		221210-1131	3.1	0.3	0.2	0.2	-0.7	-25.1
Middle Atlantic commercial natural gas.....		221210-1132	4.1	4.9	-1.2	-0.9	-1.3	-0.7
East North Central commercial natural gas.....		221210-1133	-1.1	-1.8	1.5	-3.6	-3.5	-1.4
West North Central commercial natural gas.....		221210-1134	-4.9	-0.6	3.0	-9.6	-4.3	1.6
South Atlantic commercial natural gas.....		221210-1135	-3.7	-4.4	1.3	0.4	-3.9	1.1
East South Central commercial natural gas.....		221210-1136	-11.8	-4.8	-1.6	-5.2	-5.8	5.7
West South Central commercial natural gas.....		221210-1137	7.3	1.4	1.5	-4.7	-4.7	-4.2
Mountain commercial natural gas.....		221210-1138	-13.0	-2.5	-2.5	-0.6	-6.5	-0.2
Pacific commercial natural gas.....		221210-1139	-1.3	1.4	1.0	-8.9	-20.3	-1.5
Industrial natural gas.....		221210-114	-4.8	-0.4	0.5	-4.6	-6.3	-3.7
New England industrial natural gas.....		221210-1141	5.0	2.5	0.3	0.3	-0.9	-24.9
Middle Atlantic industrial natural gas.....		221210-1142	-7.9	-0.6	-0.1	-1.5	-0.6	-0.2
East North Central industrial natural gas.....		221210-1143	9.9	-0.1	2.0	-4.6	-9.4	-0.5
West North Central industrial natural gas.....		221210-1144	2.2	0.8	-1.4	-4.3	-2.7	0.9

See footnotes at end of table.

Table 12. Producer price index percentage changes for the net output of selected industries and their products, not seasonally adjusted — Continued
 [May 2024]

Title ¹	Industry code	Product code	Unadjusted 12-month percent change ²	Unadjusted 1-month percent change ²				
				May 2023 to May 2024 ^P	Dec. to Jan.	Jan. to Feb. ^P	Feb. to Mar. ^P	Mar. to Apr. ^P
Natural gas distribution - Continued								
South Atlantic industrial natural gas.....		221210-1145	-1.4	-0.9	0.3	-3.6	-3.0	-1.0
East South Central industrial natural gas.....		221210-1146	-11.2	-1.4	-1.3	-2.0	-5.6	-1.2
West South Central industrial natural gas.....		221210-1147	-8.4	1.5	0.6	-8.2	-8.1	-9.8
Mountain industrial natural gas.....		221210-1148	-1.5	-0.6	2.7	-3.6	-0.6	0.0
Pacific industrial natural gas.....		221210-1149	-13.6	-4.0	0.1	-1.9	-8.5	-0.4
To electric power.....		221210-115	-1.9	0.9	0.3	-5.2	-4.1	-0.3
Delivered to ultimate consumers for the account of others (transportation only).....		221210-12	10.0	7.8	0.3	-0.7	0.7	-0.3
Industrial consumer.....		221210-122	20.6	13.6	0.4	-1.6	1.1	-0.1
Other consumers.....		221210-123	3.8	4.1	0.2	-0.1	0.4	-0.5
Secondary products and miscellaneous receipts.....		221210-SM						
Miscellaneous receipts.....		221210-M	0.7	0.1	0.2	-0.2	-0.3	0.0
Construction industries								
New industrial building construction.....	236211		-0.5	0.4	-0.1	0.1	-0.2	0.0
Primary products.....		236211-P	-0.5	0.4	-0.1	0.1	-0.2	0.0
New warehouse building construction.....	236221		-0.4	0.2	0.2	0.1	0.4	-0.1
Primary products.....		236221-P	-0.4	0.2	0.2	0.1	0.4	-0.1
New school building construction.....	236222		-0.9	0.5	0.0	-0.1	0.3	-0.2
Primary products.....		236222-P	-0.9	0.5	0.0	-0.1	0.3	-0.2
New office building construction.....	236223		-1.4	0.3	0.0	0.3	0.1	0.0
Primary products.....		236223-P	-1.4	0.3	0.0	0.3	0.1	0.0
New health care building construction.....	236224		-1.5	0.2	0.0	-0.3	0.1	0.0
Primary products.....		236224-P	-1.5	0.2	0.0	-0.3	0.1	0.0
Concrete contractors, nonresidential building work.....	23811X		0.5	0.8	-0.2	0.2	0.7	0.0
Primary products.....		23811X-P	0.5	0.8	-0.2	0.2	0.7	0.0
Roofing contractors, nonresidential building work.....	23816X		0.9	0.3	0.3	0.0	0.6	-0.3
Primary products.....		23816X-P	0.9	0.3	0.3	0.0	0.6	-0.3
Electrical contractors, nonresidential building work.....	23821X		-2.3	-0.3	0.1	0.0	-0.5	0.1
Primary products.....		23821X-P	-2.3	-0.3	0.1	0.0	-0.5	0.1
Plumbing, heating and air-conditioning contractors, nonresidential building work.....	23822X		1.0	0.4	0.0	-0.1	0.1	0.0
Primary products.....		23822X-P	1.0	0.4	0.0	-0.1	0.1	0.0
Manufacturing								
Total manufacturing industries.....			1.1	0.3	1.8	0.5	0.8	-1.0
Food mfg.....	311		1.6	-0.7	0.6	0.9	0.5	0.3
Animal food mfg.....	3111		-6.9	-0.4	-1.1	-1.0	-0.5	0.1
Animal food mfg.....	31111		-6.9	-0.4	-1.1	-1.0	-0.5	0.1
Dog and cat food manufacturing.....	311111		0.7	0.0	0.6	0.0	0.0	0.0
Primary products.....		311111-P	0.7	0.0	0.6	0.0	0.0	0.0
Dog food.....		311111-1	0.7	0.0	0.6	0.0	0.0	0.0
Canned dog food.....		311111-11	2.0	0.0	2.0	0.0	0.0	0.0
Dry and semi moist dog food.....		311111-14	0.4	0.0	0.3	0.0	0.0	0.0
Cat food.....		311111-4	0.7	0.0	0.5	0.0	0.0	0.0
Canned cat food.....		311111-44	0.5	0.0	0.5	0.0	0.0	0.0
Dry and semi moist cat food.....		311111-45	0.7	0.0	0.6	0.0	0.0	0.0
Secondary products and miscellaneous receipts.....		311111-SM						
Miscellaneous receipts.....		311111-M1	0.0	0.0	0.0	0.0	0.0	0.0
Other animal food manufacturing.....	311119		-12.4	-0.6	-2.5	-1.8	-0.8	0.2
Primary products.....		311119-P	-12.9	-0.6	-2.6	-1.9	-0.9	0.2
Complete swine feed, supplements, concentrates, and premixes.....		311119-B	-4.5	0.4	-1.4	0.0	0.6	0.6
Complete beef cattle feed, supplements, concentrates, and premixes.....		311119-H	-10.6	-0.6	-0.6	-2.3	-1.3	-0.3
Poultry, exc. chicken and turkey, and livestock, exc. cattle and swine, feed.....		311119-N	-0.8	0.0	-0.5	-0.6	0.1	-0.4
Pet (excluding dog and cat), laboratory, and fur animal feed.....		311119-R	-7.9	-3.0	-1.3	-0.6	-0.7	-0.5
Chicken and turkey feed, supplements, concentrates, and premixes.....		311119-1	-20.1	-2.4	-4.2	-2.6	-1.2	1.3
Complete dairy cattle feed, supplements, concentrates, and premixes.....		311119-5	-14.8	2.1	-4.5	-3.0	-2.0	-1.2
Other prepared animal feeds, including feeding materials and adjuncts.....		311119-9	-12.4	-0.9	-1.2	-1.6	-0.3	0.1
Secondary products and miscellaneous receipts.....		311119-SM						
Miscellaneous receipts.....		311119-M	-5.6	0.0	-0.8	-1.0	-0.6	0.1
Secondary products.....		311119-S	-0.4	-0.5	0.0	0.0	0.1	0.0
Grain & oilseed milling.....	3112		-6.8	0.7	-2.2	-0.7	-0.5	0.4

See footnotes at end of table.

Table 12. Producer price index percentage changes for the net output of selected industries and their products, not seasonally adjusted — Continued
 [May 2024]

Title ¹	Industry code	Product code	Unadjusted 12-month percent change ²	Unadjusted 1-month percent change ²				
			May 2023 to May 2024 ^P	Dec. to Jan.	Jan. to Feb. ^P	Feb. to Mar. ^P	Mar. to Apr. ^P	Apr. to May ^P
Flour milling & malt mfg.	31121		-9.1	-0.9	-1.1	-0.9	-1.0	1.9
Flour milling.	311211		-10.7	-1.0	-1.6	-1.6	-1.5	2.9
Primary products.		311211-P	-10.5	-1.0	-1.7	-1.7	-1.1	3.0
Prepared flour mixes, including refrigerated and frozen doughs and batters, made in flour mills.		311211-A	-1.7	-0.2	0.0	0.0	-0.1	0.0
Wheat flour (except flour mixes), made in flour mills.		311211-1	-7.2	-1.0	-0.5	-2.5	-1.3	4.8
Wheat mill products, except flour.		311211-4	-30.2	-2.9	-9.5	-4.1	-1.2	3.6
Corn mill products.		311211-7	-7.7	-0.9	-0.5	-0.3	0.0	1.5
Other grain mill products.		311211-9	-15.3	0.6	-2.0	0.2	-4.7	0.3
Secondary products and miscellaneous receipts.		311211-SM						
Miscellaneous receipts.		311211-M	-23.0	-4.9	-2.1	-1.3	2.1	-0.1
Rice milling.	311212		-6.7	-0.8	0.1	0.7	0.5	-0.1
Primary products.		311212-P	-6.7	-0.8	0.1	0.7	0.5	-0.1
Milled rice and byproducts.		311212-0	-6.7	-0.8	0.1	0.7	0.5	-0.1
Milled rice (incl second heads, screenings, brewers, bran, sharps, rice flour, and byproducts).		311212-04	-11.4	-1.3	0.3	0.8	0.2	-0.1
Head rice not packaged with other ingredients.		311212-06	-5.0	-0.6	-0.5	0.4	0.6	-0.1
Malt manufacturing.	311213		-1.0	-0.7	0.1	0.6	-0.5	0.0
Primary products.		311213-P	-1.1	-0.8	0.1	0.7	-0.5	0.0
Malt and malt byproducts.		311213-0	-1.1	-0.8	0.1	0.7	-0.5	0.0
Secondary products and miscellaneous receipts.		311213-SM1						
Starch & vegetable fats & oils mfg.	31122		-8.2	1.2	-3.1	-0.8	-0.5	-0.1
Wet corn milling and starch manufacturing.	311221		-12.3	-0.2	-4.4	-1.5	-2.6	4.7
Primary products.		311221-P	-12.1	-0.1	-4.2	-1.5	-2.7	4.9
Wet process corn byproducts.		311221-A	-25.1	0.6	-3.3	-3.5	-3.7	-1.7
Corn sweeteners, made by wet milling.		311221-1	-6.6	-1.0	0.5	-2.7	-1.0	7.3
Manufactured starch, made by wet milling.		311221-4	-12.5	0.6	-9.6	0.5	0.2	0.0
Secondary products and miscellaneous receipts.		311221-SM						
Soybean and other oilseed processing.	311224		-7.3	1.9	-3.8	-1.1	0.2	-1.4
Primary products.		311224-P	-4.1	3.0	-3.6	-0.9	-0.8	-0.3
Cottonseed cake, meal, hulls, and other byproducts.		311224-B	-12.4	-1.6	-1.3	-0.9	-2.0	1.1
Cottonseed cake and meal.		311224-B1	-9.5	0.0	-1.1	-1.3	-2.7	3.4
Soybean oil.		311224-3	14.0	26.5	-4.7	-0.4	-0.5	-1.7
Crude soybean oil, degummed, made from soybeans crushed in the same establishment.		311224-31	60.6	70.8	-2.0	-0.2	0.1	-0.3
Soybean oil, all other types.		311224-32	-20.7	-6.1	-8.3	-0.7	-1.3	-3.7
Soybean cake, meal, and other byproducts.		311224-4	-8.0	-4.4	-2.1	-1.2	-1.7	2.2
Soybean cake and meal.		311224-41	-6.0	-3.8	-1.8	-1.3	-0.8	1.6
Other soybean products, including isolates and concentrates.		311224-42	-23.6	-9.7	-5.2	-0.2	-10.6	8.7
Cotton linters.		311224-7	-46.7	1.0	1.1	0.0	1.0	0.3
Other crude and refined vegetable oils and other vegetable mill products.		311224-9	-4.4	-0.9	-0.6	-0.6	-0.9	0.7
Other crude vegetable oils, including linseed, peanut, sunflower, safflower, etc.		311224-91	-2.0	-0.6	-0.7	-0.3	-0.4	0.9
Other vegetable oil mill products, including all oil seed cake and meal.		311224-93	-6.5	-1.2	-0.4	-0.8	-1.4	0.5
Secondary products and miscellaneous receipts.		311224-SM						
Miscellaneous products.		311224-M	7.9	3.2	0.1	-2.9	-2.9	14.6
Fats and oils refining and blending.	311225		-4.6	1.3	0.7	0.9	-0.4	-1.4
Primary products.		311225-P	-3.5	-0.7	0.3	1.4	0.1	-3.0
Shortening and cooking oils.		311225-2	-2.5	-1.7	0.4	2.0	0.2	-4.0
Margarine, butter blends, and butter substitutes.		311225-4	-	2.8	-0.1	-0.3	-0.3	-
Secondary products and miscellaneous receipts.		311225-SM						
Secondary products.		311225-S	-	10.2	2.4	-1.3	-2.2	-
Breakfast cereal manufacturing.	31123		4.6	1.7	0.0	0.0	0.0	0.0
Breakfast cereal manufacturing.	311230		4.6	1.7	0.0	0.0	0.0	0.0
Primary products.		311230-P	5.0	1.9	0.0	0.0	0.0	0.0
Breakfast cereal.		311230-1	5.0	1.9	0.0	0.0	0.0	0.0
Secondary products and miscellaneous receipts.		311230-SM						
Sugar & confectionery product mfg.	3113		12.6	0.5	3.5	2.4	3.7	-1.8
Sugar mfg.	31131		15.5	1.4	6.6	1.6	-0.1	0.1
Beet sugar manufacturing.	311313		20.7	5.1	10.1	1.8	0.1	-0.6
Primary products.		311313-P	20.8	5.1	10.2	1.8	0.1	-0.6
Beet sugar.		311313-0	20.8	5.1	10.2	1.8	0.1	-0.6

See footnotes at end of table.

Table 12. Producer price index percentage changes for the net output of selected industries and their products, not seasonally adjusted — Continued
 [May 2024]

Title ¹	Industry code	Product code	Unadjusted 12-month percent change ²	Unadjusted 1-month percent change ²					
				May 2023 to May 2024 ^P	Dec. to Jan.	Jan. to Feb. ^P	Feb. to Mar. ^P	Mar. to Apr. ^P	Apr. to May ^P
Beet sugar manufacturing - Continued									
Secondary products and miscellaneous receipts.....		311313-SM1							
Cane sugar manufacturing.....	311314		12.4	-0.6	4.5	1.5	-0.2	0.6	
Primary products.....		311314-P	12.5	-0.6	4.5	1.5	-0.2	0.6	
Raw cane sugar and sugarcane mill products and byproducts.....		311314-1	8.8	-1.8	0.7	1.3	0.0	0.1	
Refined granulated cane sugar and byproducts.....		311314-3	15.0	0.2	7.1	1.7	-0.4	1.0	
Secondary products and miscellaneous receipts.....		311314-SM							
Nonchocolate confectionery mfg.....	31134		1.6	0.2	0.5	0.0	0.0	0.1	
Nonchocolate confectionery manufacturing.....	311340		1.6	0.2	0.5	0.0	0.0	0.1	
Primary products.....		311340-P	1.6	0.2	0.5	0.0	0.0	0.1	
Nonchocolate-type confectioneries.....		311340-5	2.2	0.2	0.7	0.0	0.0	0.2	
Other confectionery-type products.....		311340-7	0.0	0.0	0.0	0.0	0.0	0.0	
Secondary products and miscellaneous receipts.....		311340-SM							
Secondary products.....		311340-S	-	0.0	-	-	-	-	
Chocolate and confectionery manufacturing.....	31135		17.7	0.0	3.2	4.4	8.5	-4.2	
Chocolate and confectionery mfg. from cacao.....	311351		42.9	0.2	6.9	13.3	19.3	-10.2	
Primary products.....		311351-P	42.7	0.2	6.9	13.4	19.2	-10.4	
Chocolate coatings, made from cacao beans.....		311351-1	48.0	0.1	7.1	13.4	12.6	-4.7	
Chocolate/chocolate-type confectionery products, made from cacao beans.....		311351-4	3.9	0.0	3.7	0.0	0.0	0.0	
Other chocolate and cocoa products, made from cacao beans.....		311351-7	64.6	0.3	8.5	19.9	28.2	-14.5	
Secondary products and miscellaneous receipts.....		311351-SM1							
Confectionery mfg. from purchased chocolate.....	311352		5.6	-0.1	1.3	-0.4	1.9	0.2	
Primary products.....		311352-P	6.1	-0.2	1.4	-0.4	2.1	0.2	
Chocolate/confectionery products, made from purchased chocolate.....		311352-3	6.1	-0.2	1.4	-0.4	2.1	0.2	
Secondary products and miscellaneous receipts.....		311352-SM							
Miscellaneous receipts.....		311352-M	12.5	1.6	0.0	0.0	0.0	-2.3	
Fruit & vegetable preserving & specialty food mfg.....	3114		3.0	0.1	0.5	-0.6	0.0	0.4	
Frozen food manufacturing.....	31141		4.1	-0.2	0.0	-0.1	0.4	0.1	
Frozen fruit and vegetable manufacturing.....	311411		9.9	-0.3	-0.4	-0.1	1.0	0.3	
Primary products.....		311411-P	10.0	-0.1	-0.5	-0.1	1.0	0.1	
Frozen fruits, juices, ades, drinks, and cocktails.....		311411-1	16.2	0.4	0.1	0.8	0.4	0.7	
Frozen fruits.....		311411-11	2.5	1.0	0.1	1.9	1.1	1.7	
Frozen vegetables.....		311411-4	8.2	-0.2	-0.7	-0.4	1.2	0.0	
Frozen vegetables, other than potato products.....		311411-47	-0.3	-0.6	0.5	0.1	-0.5	0.0	
Frozen potato products (French-fried, patties, puffs, etc.).....		311411-48	14.2	0.0	-1.4	-0.7	2.3	0.0	
Secondary products and miscellaneous receipts.....		311411-SM							
Miscellaneous receipts.....		311411-M	47.0	-19.5	15.1	1.0	2.7	8.4	
Frozen specialty food manufacturing.....	311412		0.0	-0.2	0.4	0.0	-0.1	0.0	
Primary products.....		311412-P	0.0	-0.2	0.4	0.0	-0.1	0.0	
Frozen dinners (beef, pork, and poultry pies) and nationality foods, incl. frozen pizza.....		311412-1	0.0	-0.1	-0.1	0.3	-0.4	0.4	
Other frozen specialties, incl. all whipped topping, waffles, soups, etc., excluding seafood.....		311412-4	0.1	-0.4	2.4	-1.3	1.3	-1.7	
Secondary products and miscellaneous receipts.....		311412-SM							
Secondary products.....		311412-S	-2.4	-1.4	1.9	2.1	-3.3	0.1	
Fruit & vegetable canning, pickling & drying.....	31142		2.2	0.4	0.8	-1.0	-0.2	0.7	
Fruit and vegetable canning.....	311421		2.8	0.0	1.3	-1.4	-0.2	0.7	
Primary products.....		311421-P	2.7	0.6	0.4	-1.1	-0.1	0.4	
Canned catsup and other tomato based sauces.....		311421-D	4.4	0.1	1.7	-3.5	0.1	0.9	
Canned jams, jellies, and preserves.....		311421-G	0.3	0.0	-0.1	0.0	0.1	0.0	
Canned and fresh fruit juices, nectars, and concentrates.....		311421-K	-	2.3	-0.2	-0.4	0.0	-	
Pickles and other pickled products, including horseradish.....		311421-Q	-1.4	0.0	0.2	0.0	0.0	0.0	
Canned fruits, excluding baby foods.....		311421-1	3.8	0.2	1.0	-0.5	-0.3	1.7	
Canned vegetables.....		311421-5	-1.6	0.4	-0.6	-0.8	-0.6	-0.5	
Secondary products and miscellaneous receipts.....		311421-SM							
Miscellaneous receipts.....		311421-M	11.9	-17.2	34.0	-8.9	-3.3	12.3	
Secondary products.....		311421-S	-2.3	0.3	0.8	-0.7	0.6	-0.8	
Specialty canning.....	311422		0.5	0.3	0.0	0.3	-0.2	0.0	
Primary products.....		311422-P	0.2	0.4	0.0	0.0	-0.2	0.0	
Canned baby foods and other canned specialty/nationality foods.....		311422-5	0.2	0.0	0.5	0.3	-0.7	0.0	
Canned soups and stews, excluding frozen and seafood.....		311422-6	0.3	0.6	-0.2	-0.1	0.0	0.0	

See footnotes at end of table.

Table 12. Producer price index percentage changes for the net output of selected industries and their products, not seasonally adjusted — Continued
 [May 2024]

Title ¹	Industry code	Product code	Unadjusted 12-month percent change ²	Unadjusted 1-month percent change ²				
				May 2023 to May 2024 ^P	Dec. to Jan.	Jan. to Feb. ^P	Feb. to Mar. ^P	Mar. to Apr. ^P
Specialty canning - Continued								
Canned dry beans.....		311422-7	0.0	0.0	0.0	0.0	0.0	0.0
Secondary products and miscellaneous receipts.....		311422-SM						
Dried and dehydrated food manufacturing.....	311423		1.9	1.7	-0.1	-1.3	-0.2	1.3
Primary products.....		311423-P	0.6	1.3	-0.4	-1.5	-0.5	1.5
Soup mixes (including dried/dehydrated/freeze-dried) and bouillon.....		311423-1	-5.2	0.0	0.0	0.0	0.0	0.0
Dried and dehydrated fruits and vegetables, including freeze-dried.....		311423-5	2.0	0.7	0.0	-0.8	-0.7	0.7
Secondary products and miscellaneous receipts.....		311423-SM						
Dairy product mfg.	3115		2.4	-1.0	1.1	1.0	-0.2	1.3
Dairy product (except frozen) mfg.	31151		2.5	-1.1	1.2	1.1	-0.2	1.4
Fluid milk manufacturing.....	311511		1.9	-1.2	-0.2	1.2	0.4	-0.5
Primary products.....		311511-P	1.7	-1.3	-0.2	1.5	0.3	-0.5
Yogurt, except frozen.....		311511-A	-0.3	0.1	-0.1	0.0	0.0	0.0
Perishable dairy product alternatives, including plant-based.....		311511-D	0.3	-0.2	-0.1	-1.0	0.1	1.5
Perishable beverage dairy milk alternatives, including plant-based.....		311511-D1	-	0.0	-0.1	-1.2	0.0	0.0
All other perishable dairy product alternatives, including plant-based.....		311511-D2	-	-1.0	-0.1	0.0	0.5	7.3
Fluid milk and cream, bulk sales.....		311511-1	11.5	-3.2	2.2	2.9	1.4	0.9
Fluid milk and related products, packaged (incl. cartons, bottles, cans, etc.) excl. U.H.T.....		311511-5	0.6	-1.7	-0.9	2.2	0.8	-1.1
Whole fluid milk, packaged, excluding U.H.T. and flavored.....		311511-51	-0.4	-2.6	-1.2	2.3	1.0	-1.7
Fluid milk, lowfat, incl. 2.0, 1.0, and 0.5 percent packaged, excl. U.H.T. and flavored.....		311511-52	-2.4	-1.2	-1.1	2.5	0.6	-2.0
Fat free or skim milk, packaged, excluding U.H.T. and flavored.....		311511-53	-2.7	1.5	-1.3	1.5	0.1	-2.3
Other fluid milk related products, incl. heavy & light cream, unflavored sour cream, etc.....		311511-59	7.7	-2.2	-0.2	1.9	0.9	1.5
Cottage cheese (including bakers', pot, and farmers' cheese).....		311511-7	1.7	0.1	0.1	0.4	-0.1	-1.9
Other packaged milk products incl. flavored milks, eggnog, buttermilk, etc.....		311511-9	-1.0	-0.6	-0.1	1.0	-2.3	-1.0
Secondary products and miscellaneous receipts.....		311511-SM						
Secondary products.....		311511-S	3.4	0.0	-0.6	-0.7	1.2	-0.2
Creamery butter manufacturing.....	311512		23.7	0.4	5.0	4.1	3.3	2.2
Primary products.....		311512-P	23.7	0.4	5.0	4.1	3.3	2.2
Creamery butter.....		311512-0	23.7	0.4	5.0	4.1	3.3	2.2
Cheese manufacturing.....	311513		-1.0	-1.9	1.5	0.0	-0.8	4.2
Primary products.....		311513-P	1.0	-2.3	1.5	-0.4	-0.9	5.0
Raw liquid whey.....		311513-A	36.5	14.6	6.9	1.6	4.3	-1.3
Natural cheese (cheddar, Swiss, Italian, brick, cream, grated, dried etc.) excl. cottage cheese.....		311513-1	-0.1	-2.1	1.3	-0.5	-1.1	4.7
Natural cheese, except lowfat, shipped in consumer packages or containers (3 lbs. or less).....		311513-1111	-0.9	-0.6	0.1	0.0	0.0	0.2
Natural cheese, except lowfat, shipped in packages or containers (more than 3 lbs.) or bulk.....		311513-1121	1.7	-3.8	2.6	-1.5	-2.1	10.8
Lowfat natural cheese, except cottage cheese, shipped in consumer packages (3 lbs. or less).....		311513-1131	0.9	0.1	0.1	-0.1	0.0	0.2
Lowfat natural cheese, except cottage cheese, shipped in packages (more than 3 lbs.) or in bulk.....		311513-1141	-1.7	-4.6	2.8	-0.3	-3.3	8.9
Process cheese and related products.....		311513-4	4.3	-4.1	2.2	-0.1	-0.5	7.2
Process cheese, shipped in consumer packages or containers (3 lbs. or less).....		311513-41	5.1	-2.6	2.3	0.2	-1.5	7.6
All other process cheese and related products.....		311513-49	3.7	-5.3	2.1	-0.2	0.4	6.9
Process cheese, shipped in packages or containers (more than 3 lbs.) or in bulk.....		311513-4921	-6.9	-5.0	-2.5	0.3	2.7	-2.2
Cheese food, spread, and other related products.....		311513-4961	14.2	-5.5	6.7	-0.8	-1.7	15.6
Secondary products and miscellaneous receipts.....		311513-SM						
Miscellaneous receipts.....		311513-M	2.8	-2.4	-0.2	0.7	0.7	0.2
Secondary products.....		311513-S	-16.8	2.4	2.4	4.2	1.0	-2.9
Dry, condensed, and evaporated dairy products.....	311514		4.4	0.2	2.8	2.1	-2.1	-0.6
Primary products.....		311514-P	2.9	0.5	2.8	1.9	-2.7	-0.9
Ice cream mixes and related products.....		311514-A	2.0	-1.1	-0.4	1.9	0.3	1.2
Dairy product alternatives, including plant-based.....		311514-D	7.1	0.0	0.0	0.7	0.0	0.0
Dry milk products and mixtures.....		311514-1	2.0	-0.4	4.9	2.7	-4.4	-1.8
Milk products, shipped in consumer-type cans, excluding substitutes.....		311514-5	4.0	2.9	0.0	0.1	0.5	-0.1
Concentrated milk products shipped in bulk (barrels, drums, and tanks).....		311514-7	-1.8	5.6	0.3	1.9	-2.9	1.5
Secondary products and miscellaneous receipts.....		311514-SM						
Secondary products.....		311514-S	20.9	-2.2	2.5	4.2	3.3	1.7
Ice cream and frozen dessert mfg.	31152		0.7	0.1	0.1	-0.1	0.0	0.0
Ice cream and frozen dessert manufacturing.....	311520		0.7	0.1	0.1	-0.1	0.0	0.0

See footnotes at end of table.

Table 12. Producer price index percentage changes for the net output of selected industries and their products, not seasonally adjusted — Continued
 [May 2024]

Title ¹	Industry code	Product code	Unadjusted 12-month percent change ²	Unadjusted 1-month percent change ²				
				May 2023 to May 2024 ^P	Dec. to Jan.	Jan. to Feb. ^P	Feb. to Mar. ^P	Mar. to Apr. ^P
Ice cream and frozen dessert manufacturing - Continued								
Primary products.....		311520-P	0.8	0.2	0.1	-0.1	0.0	0.0
Ice cream and frozen dessert manufacturing.....		311520-0	0.8	0.2	0.1	-0.1	0.0	0.0
Ice cream, incl. custards (excl. lowfat and nonfat) shipped in bulk (containers 3 gal or more).....		311520-01	1.4	-0.4	-0.3	0.6	0.4	-0.1
Ice cream, incl. custards (excl. lowfat and nonfat) shipped in sizes less than 3 gallons.....		311520-02	0.7	0.3	0.0	-0.2	0.0	0.0
Ice cream, including custards (excluding lowfat and nonfat), novelty forms.....		311520-03	0.4	0.0	0.3	0.1	0.1	0.0
Ice cream, including custards, lowfat and nonfat.....		311520-04	0.4	0.0	0.0	-0.2	0.1	0.0
Frozen desserts containing fats other than butterfat (incl. soy, rice, almond, oats, etc.).....		311520-06	0.9	0.1	0.0	0.0	0.0	0.0
Other frozen desserts (yogurt, sherbet, water ices, mellorine, frozen pudding, gelato, etc.).....		311520-09	2.2	0.0	0.4	-0.2	0.0	0.1
Secondary products and miscellaneous receipts.....		311520-SM						
Miscellaneous receipts.....		311520-M	0.9	-0.7	0.3	-0.2	0.1	0.0
Secondary products.....		311520-S	-1.6	-0.4	0.0	0.0	0.1	-0.6
Animal slaughtering & processing.....	31161		4.5	-2.7	0.7	2.6	2.1	0.9
Animal, except poultry, slaughtering.....	311611		6.6	-3.8	0.2	2.0	0.5	0.0
Primary products.....		311611-P	6.7	-3.8	0.2	2.0	0.5	0.0
Pork, fresh/frozen, unprocessed, all cuts, except sausage, made in slaughtering plants.....		311611-A	44.2	-7.1	-4.7	-0.4	4.4	2.4
Pork, processed or cured, not canned or made into sausage, made in slaughtering plants.....		311611-G	3.1	-1.8	-6.1	9.7	-5.6	0.7
Fresh and processed sausage, deli, and cooked meats, made in slaughtering plants.....		311611-J	4.9	-2.7	-1.9	0.9	2.7	-1.5
Hides, skins, and pelts, made in slaughtering plants.....		311611-Q	-16.3	3.1	-8.0	-0.8	-1.0	-1.5
Miscellaneous byproducts of slaughtering plants.....		311611-R	-2.5	-3.3	-0.6	1.1	1.4	-1.1
Beef, fresh or frozen, not canned or made into sausage, made in slaughtering plants.....		311611-1	-0.3	-3.1	2.8	2.6	-0.6	-0.5
Beef, fresh/frozen whole/half carcass, not canned or made into sausage, misp..		311611-10	10.1	5.4	5.7	0.9	-3.9	-0.1
Beef, fresh/frozen variety meats, not canned or made into sausage, made in slaughtering plants.....		311611-16	8.0	1.4	3.1	2.7	2.4	1.9
Beef, fresh/frozen, primal and subprimal cuts, made in slaughtering plants.....		311611-17	-1.8	-4.1	2.5	2.8	-0.5	-0.7
Lamb/mutton, fresh or frozen, not canned or made into sausage, made in slaughtering plants.....		311611-7	0.8	0.1	1.9	0.1	0.0	-1.2
Secondary products and miscellaneous receipts.....		311611-SM						
Secondary products.....		311611-S	-6.4	-1.7	0.0	-1.5	-0.3	-2.2
Meat processed from carcasses.....	311612		0.6	-2.0	0.6	2.0	2.8	-0.3
Primary products.....		311612-P	0.7	-2.0	0.6	2.1	2.8	-0.3
Other processed, frozen, or cooked meats, made from purchased carcasses.....		311612-A	1.2	-2.3	2.6	2.6	3.6	-0.2
Boxed meat (beef, pork, lamb, etc.), made from purchased carcasses.....		311612-A1	5.7	3.2	0.7	1.3	2.3	-2.3
Frozen ground meat patties and other processed, frozen, or cooked meats, mfpc.....		311612-A5	-0.3	-4.2	3.3	3.1	4.1	0.5
Pork, processed or cured, not canned or made into sausage, mfpc.....		311612-1	-3.0	-1.9	-0.8	0.7	3.1	0.3
Pork, sweet-pickled, dry-cured, or dry salt, not canned or made into sausage, mfpc.....		311612-11	-0.7	0.2	-0.8	0.0	0.1	0.0
Smoked hams and picnics, excluding canned, made from purchased carcasses.....		311612-12	-1.3	-1.5	-5.4	-4.8	8.3	2.4
Smoked slab bacon, made from purchased carcasses.....		311612-13	-10.8	-3.4	-1.6	3.3	-1.2	0.9
Smoked sliced bacon, made from purchased carcasses.....		311612-14	0.6	-3.5	2.2	4.3	3.0	-0.9
Other smoked pork, not canned or made into sausage, made from purchased carcasses.....		311612-15	-4.6	0.4	-1.3	0.6	-0.6	0.2
Boiled ham, barbecue pork, and other cooked pork, except canned meats and sausage, mfpc.....		311612-16	-14.3	0.0	0.0	0.0	0.0	0.0
Sausage and similar products, excluding canned, made from purchased carcasses.....		311612-4	2.6	-2.1	-1.2	2.7	1.2	-0.8
Fresh sausage (pork sausage, breakfast links, etc.), excluding canned, mfpc.....		311612-41	11.3	-5.2	0.9	4.9	5.3	-1.8
Dry or semidry sausage (salami, cervelat, pepperoni, summer sausage, pork roll, etc), mfpc.....		311612-42	-6.3	-0.8	-3.7	3.1	-1.9	-1.8
Frankfurters, including wieners, excluding canned, made from purchased carcasses.....		311612-43	0.0	-0.7	-0.7	0.6	-0.1	0.3
Other sausage (smoked or cooked) & jellied goods & similar preparations, excluding canned, mfpc.....		311612-44	5.9	-0.3	-0.9	0.3	0.3	1.6
Secondary products and miscellaneous receipts.....		311612-SM						
Secondary products.....		311612-S	-2.3	-2.0	-0.8	1.7	3.2	-1.8
Rendering and meat byproduct processing.....	311613		-24.1	-7.8	-6.0	-2.3	-1.7	-0.3
Primary products.....		311613-P	-24.1	-7.8	-5.7	-2.4	-1.7	-0.3
Lard, inedible tallow, and other greases, excluding wool grease.....		311613-2	-20.5	-6.4	-4.7	-2.7	-0.2	0.8
Animal and marine feed and fertilizer byproducts.....		311613-5	-26.0	-8.6	-6.2	-2.3	-2.6	-0.9

See footnotes at end of table.

Table 12. Producer price index percentage changes for the net output of selected industries and their products, not seasonally adjusted — Continued
 [May 2024]

Title ¹	Industry code	Product code	Unadjusted 12-month percent change ²	Unadjusted 1-month percent change ²				
			May 2023 to May 2024 ^P	Dec. to Jan.	Jan. to Feb. ^P	Feb. to Mar. ^P	Mar. to Apr. ^P	Apr. to May ^P
Rendering and meat byproduct processing - Continued								
Meat and bone meal.....		311613-51	-39.9	-15.3	-9.9	-2.1	-3.7	-3.7
Animal and marine feed and fertilizer byproducts, except meat and bone meal...		311613-52	-13.5	-3.1	-3.6	-2.4	-1.8	1.0
Secondary products and miscellaneous receipts.....		311613-SM						
Poultry processing.....	311615		7.8	-0.7	2.3	4.6	4.5	3.3
Primary products.....		311615-P	7.9	-0.6	2.3	4.7	4.5	3.3
Processed poultry and small game (except soups), containing 20 percent or more poultry or meat.....		311615-D	19.9	-2.1	7.6	10.9	6.9	6.8
Young chickens, including bulk, chilled, frozen, whole, and in parts.....		311615-1	9.5	-1.1	1.5	3.1	4.8	2.0
Turkeys (including frozen, whole, and parts).....		311615-7	-18.5	4.3	-2.9	0.4	-0.8	1.2
Other poultry and small game (including frozen), whole, and parts.....		311615-9	-5.1	-0.8	-4.7	0.0	-0.9	-0.5
Secondary products and miscellaneous receipts.....		311615-SM						
Secondary products.....		311615-S	-3.0	-6.1	-3.5	-6.2	-1.9	3.6
Seafood product preparation & packaging.....	3117		-1.0	0.2	0.6	0.8	0.4	-0.9
Seafood product preparation and packaging.....	31171		-1.0	0.2	0.6	0.8	0.4	-0.9
Seafood product preparation and packaging.....	311710		-1.0	0.2	0.7	0.8	0.4	-0.9
Primary products.....		311710-P	-1.0	0.2	0.7	0.8	0.4	-0.9
Prepared frozen shellfish.....		311710-3	-3.6	0.8	1.6	0.1	1.0	-2.8
Prepared fresh fish/seafood, inc. surimi/surimi-based products.....		311710-6	0.7	0.9	0.6	-0.3	0.1	-0.7
Prepared frozen fish.....		311710-7	-6.0	0.0	0.8	0.9	1.0	0.5
Other prepared fresh and frozen seafood.....		311710-9	17.4	-0.3	0.4	4.9	-0.7	-3.6
Secondary products and miscellaneous receipts.....		311710-SM						
Bakeries & tortilla mfg.....	3118		1.9	0.5	0.1	0.1	0.0	-0.1
Bread & bakery product mfg.....	31181		2.7	0.7	0.0	0.1	0.1	-0.1
Retail bakeries.....	311811		4.4	1.1	0.3	0.0	0.5	0.0
Primary products.....		311811-P	4.7	0.7	0.4	0.0	0.6	0.0
Retail bakery products.....		311811-0	4.7	0.7	0.4	0.0	0.6	0.0
Secondary products and miscellaneous receipts.....		311811-SM						
Miscellaneous receipts.....		311811-M	-	0.6	0.0	0.0	0.0	4.0
Commercial bakeries.....	311812		2.5	0.0	0.1	0.2	0.0	0.0
Primary products.....		311812-P	2.8	0.0	0.1	0.3	0.0	0.0
Bread (white, wheat, rye, etc.), including frozen.....		311812-1	3.9	-0.2	0.1	0.5	-0.4	0.3
White pan bread.....		311812-15	3.3	-0.2	0.2	1.0	-0.9	0.5
White hearth bread (French, Italian, etc.).....		311812-16	3.1	0.1	-0.2	0.0	0.2	1.3
Dark wheat breads (whole wheat, cracked wheat, multigrain, etc.).....		311812-17	5.4	0.1	0.2	0.2	-0.2	0.0
Other variety breads (rye, unleavened, raisin, potato, self-rising, salt-free, canned, etc.).....		311812-18	4.2	-0.6	0.0	0.3	0.1	-0.6
Rolls, bread-type (including muffins, bagels, and croissants), including frozen.....		311812-5	1.9	0.0	0.4	-0.1	0.0	-0.4
Rolls, hamburger and wiener.....		311812-51	-1.4	0.0	0.9	-0.1	0.1	-0.6
All other rolls, bread-type (incl. muffins, bagels, and croissants).....		311812-59	4.8	0.1	0.0	0.0	-0.1	-0.2
Soft cakes, excluding frozen.....		311812-7	3.2	0.5	-0.9	0.2	-0.2	0.1
Pies (fruit, cream, and custard), excluding frozen.....		311812-8	-	0.2	-0.6	0.2	-0.1	0.2
Other sweet goods, excluding frozen.....		311812-9	2.1	0.0	0.1	0.4	1.1	0.0
Secondary products and miscellaneous receipts.....		311812-SM						
Secondary products.....		311812-S	-1.8	0.0	-0.3	-0.5	0.4	-0.2
Frozen cakes and other pastries manufacturing.....	311813		2.4	4.1	-0.5	-0.2	0.1	-0.2
Primary products.....		311813-P	1.5	3.7	-0.6	-0.2	0.1	-0.2
Frozen cakes, pies, and other pastries.....		311813-0	1.5	3.7	-0.6	-0.2	0.1	-0.2
Secondary products and miscellaneous receipts.....		311813-SM						
Secondary products.....		311813-S	-	8.4	0.0	0.0	0.0	-
Cookie, cracker & pasta mfg.....	31182		-0.5	-0.2	0.0	0.0	-0.1	-0.1
Cookie and cracker manufacturing.....	311821		0.0	0.0	0.0	0.0	0.0	0.0
Primary products.....		311821-P	0.0	0.0	0.0	0.0	0.0	0.0
Crackers, biscuits, and related products.....		311821-2	0.1	0.0	0.0	0.0	0.0	0.0
Saltines and all other crackers, cracker meal and crumbs, and biscuits.....		311821-24	0.1	0.0	0.0	0.0	0.0	0.0
Cookies, wafers, and ice cream cones and cups (excluding frozen).....		311821-4	-0.1	0.0	0.0	0.0	0.0	0.0
Secondary products and miscellaneous receipts.....		311821-SM						
Secondary products.....		311821-S	0.1	0.0	0.0	0.0	0.0	0.1
Dry pasta, dough, and flour mixes manufacturing from purchased flour.....	311824		-0.9	-0.4	0.0	0.1	-0.2	-0.2
Primary products.....		311824-P	-1.0	-0.5	-0.1	0.0	-0.1	-0.2
Prepared flour mixes (incl refrigerated & frozen doughs & batters) made from purchased flour.....		311824-1	0.2	0.1	0.2	-0.1	-0.1	-0.3

See footnotes at end of table.

Table 12. Producer price index percentage changes for the net output of selected industries and their products, not seasonally adjusted — Continued
 [May 2024]

Title ¹	Industry code	Product code	Unadjusted 12-month percent change ²	Unadjusted 1-month percent change ²					
				May 2023 to May 2024 ^P	Dec. to Jan.	Jan. to Feb. ^P	Feb. to Mar. ^P	Mar. to Apr. ^P	Apr. to May ^P
Dry pasta, dough, and flour mixes manufacturing from purchased flour - Continued									
Flour mixes (refrigerated & frozen doughs & batters), ex cake mixes, made from purchased flour.....		311824-12	-0.1	0.1	0.2	-0.1	-0.1	-0.3	
Dry macaroni, spaghetti and egg noodle products (excluding canned or frozen). ..		311824-3	-3.2	-1.8	-0.6	0.0	0.0	0.0	
Secondary products and miscellaneous receipts.....		311824-SM							
Secondary products.....		311824-S	0.7	-0.1	0.0	0.0	-0.1	0.0	
Tortilla mfg.....	31183		6.2	2.0	0.9	-0.1	-0.8	0.0	
Tortilla manufacturing.....	311830		6.2	2.0	0.9	-0.1	-0.8	0.0	
Primary products.....		311830-P	6.5	2.2	0.9	-0.1	-0.8	0.0	
Tortillas, sold in bulk or packages, excluding frozen or canned.....		311830-0	6.5	2.2	0.9	-0.1	-0.8	0.0	
Secondary products and miscellaneous receipts.....		311830-SM							
Miscellaneous receipts.....		311830-M	1.5	-0.6	0.0	0.0	0.0	0.0	
Secondary products.....		311830-S	-0.8	-0.2	0.7	1.4	-1.3	0.0	
Other food manufacturing.....	3119		0.9	0.1	1.9	1.0	-0.5	-0.5	
Snack food mfg.....	31191		3.4	0.2	1.6	4.7	-2.7	-0.1	
Roasted nuts and peanut butter manufacturing.....	311911		0.3	0.7	-0.1	1.0	-0.3	0.0	
Primary products.....		311911-P	0.4	0.8	-0.1	1.0	-0.3	0.0	
Nuts and seeds (salted, roasted, cooked, or blanched).....		311911-1	0.0	1.0	0.0	1.3	-0.3	-0.5	
Nuts (salted, roasted, cooked, or blanched), sold in bulk.....		311911-11	0.0	1.2	0.0	1.5	-0.3	-0.6	
Canned nuts (salted, roasted, cooked, or blanched).....		311911-12	0.5	-1.5	1.2	-1.0	0.1	-0.4	
All other packaged nuts, including all types of seeds (salted, roasted, cooked, or blanched).....		311911-13	0.2	-0.3	0.1	0.0	-0.1	0.9	
Peanut butter.....		311911-4	3.4	-1.3	-1.0	-1.3	-0.4	4.2	
Secondary products and miscellaneous receipts.....		311911-SM							
Secondary products.....		311911-S	7.3	-0.4	0.0	0.0	0.2	0.0	
Other snack food manufacturing.....	311919		4.8	0.0	2.4	6.3	-3.7	-0.2	
Primary products.....		311919-P	4.2	0.0	1.7	6.5	-3.8	-0.2	
Potato chips and sticks, plain and flavored.....		311919-1	4.4	0.0	1.2	2.6	1.0	0.0	
Corn chips and related products.....		311919-4	4.0	0.0	1.7	14.9	-11.5	0.0	
Other chips, sticks (hard pretzels, bacon rinds, popcorn (except candied), etc.)....		311919-7	4.2	0.0	2.6	1.9	0.0	-0.7	
Secondary products and miscellaneous receipts.....		311919-SM							
Coffee & tea mfg.....	31192		4.4	-0.2	-0.2	-0.1	-0.6	-0.2	
Coffee and tea manufacturing.....	311920		4.4	-0.2	-0.2	-0.1	-0.6	-0.2	
Primary products.....		311920-P	4.5	-0.2	-0.2	-0.1	-0.6	-0.2	
Roasted coffee.....		311920-1	5.0	-0.2	-0.2	-0.1	-0.7	-0.2	
Coffee, concentrated, including coffee substitutes.....		311920-5	2.9	0.0	0.0	0.0	0.0	0.0	
Tea in consumer packages.....		311920-7	0.3	0.0	-0.7	0.3	0.1	0.0	
Secondary products and miscellaneous receipts.....		311920-SM							
Miscellaneous receipts.....		311920-M	0.0	0.0	0.0	0.0	0.0	0.0	
Flavoring syrup & concentrate mfg.....	31193		0.2	0.8	0.0	0.0	0.0	0.0	
Flavoring syrup and concentrate manufacturing.....	311930		0.2	0.8	0.0	0.0	0.0	0.0	
Primary products.....		311930-P	0.2	0.5	0.0	0.0	0.0	0.0	
Liquid beverage bases, excluding use by soft drink bottlers.....		311930-1	-9.1	-8.0	0.0	0.0	0.0	0.0	
Soft drink flavoring syrup, sold in bulk.....		311930-6	5.9	5.9	0.0	0.0	0.0	0.0	
Other flavoring agents (except chocolate syrups).....		311930-8	1.7	1.7	0.0	0.0	0.0	0.0	
Secondary products and miscellaneous receipts.....		311930-SM							
Secondary products.....		311930-S	-	4.8	0.0	0.0	0.0	-	
Seasoning & dressing mfg.....	31194		3.3	0.3	0.5	0.0	0.1	0.0	
Mayonnaise, dressing, and sauce manufacturing.....	311941		4.7	0.1	0.4	-0.1	0.1	0.0	
Primary products.....		311941-P	5.2	0.2	0.4	0.0	0.1	0.0	
Vinegar and cider.....		311941-1	0.2	0.0	0.2	0.0	0.0	0.0	
Prepared sauces, excluding tomato-based sauces and sauces comprised of 20 percent or more meat.....		311941-4	10.0	0.4	0.6	0.0	0.1	0.0	
Mayonnaise, salad dressings, and sandwich spreads.....		311941-7	0.8	-0.1	0.2	0.0	0.0	0.0	
Spoon-type salad dressing incl. mayonnaise, sandwich spreads, refrigerated dressings, semisolid.....		311941-75	2.5	-0.2	0.4	0.0	0.0	0.0	
Pourable-type salad dressing (reduced calorie, cheese, vinegar and oil, etc.)....		311941-76	-1.8	0.0	0.0	0.0	0.0	0.0	
Secondary products and miscellaneous receipts.....		311941-SM							
Miscellaneous receipts.....		311941-M	0.0	0.0	0.0	0.0	0.0	0.0	
Secondary products.....		311941-S	0.8	-0.4	0.4	-1.2	0.0	0.1	
Spice and extract manufacturing.....	311942		1.8	0.6	0.6	0.0	0.0	0.0	
Primary products.....		311942-P	1.8	0.6	0.7	0.0	0.1	0.0	

See footnotes at end of table.

Table 12. Producer price index percentage changes for the net output of selected industries and their products, not seasonally adjusted — Continued
 [May 2024]

Title ¹	Industry code	Product code	Unadjusted 12-month percent change ²	Unadjusted 1-month percent change ²				
				May 2023 to May 2024 ^P	Dec. to Jan.	Jan. to Feb. ^P	Feb. to Mar. ^P	Mar. to Apr. ^P
Spice and extract manufacturing - Continued								
Table salt (evaporated), pepper (white and black), and other spices.....		311942-1	3.1	0.3	2.1	0.3	0.2	0.0
Pepper and other spices in commercial sizes (1 lb or more).....		311942-16	—	1.1	0.0	1.1	0.6	—
Flavoring extracts, emulsions, liquid flavors, and food colorings.....		311942-6	1.9	1.6	0.0	0.0	0.0	0.0
Dry mix food preparations.....		311942-7	0.8	0.2	0.0	-0.2	0.0	0.0
Secondary products and miscellaneous receipts.....		311942-SM						
Secondary products.....		311942-S	—	0.2	0.0	-0.3	-0.2	—
All other food mfg.....	31199		-5.2	-0.3	5.3	-2.4	2.2	-1.9
Perishable prepared food manufacturing.....								
Primary products.....	311991		-0.5	-0.2	0.3	0.5	3.0	-0.9
Perishable prepared foods.....		311991-P	-0.5	-0.2	0.3	0.5	3.1	-1.0
Secondary products and miscellaneous receipts.....		311991-0	-0.5	-0.2	0.3	0.5	3.1	-1.0
Miscellaneous receipts.....		311991-SM						
Miscellaneous receipts.....		311991-M	0.0	0.0	0.0	0.0	0.0	0.0
All other miscellaneous food manufacturing.....								
Primary products.....	311999		-10.1	-0.4	10.9	-5.3	1.3	-2.9
All other miscellaneous manufactured foods.....		311999-P	-11.0	-0.5	11.5	-5.4	1.5	-3.2
Secondary products and miscellaneous receipts.....		311999-0	-11.0	-0.5	11.5	-5.4	1.5	-3.2
Miscellaneous receipts.....		311999-SM						
Beverage & tobacco mfg.....								
Beverage mfg.....	312		5.3	1.2	1.4	0.1	0.0	1.2
Soft drink & ice mfg.....	3121		1.8	1.5	1.0	0.2	-0.1	0.0
Soft drink manufacturing.....	31211		3.0	2.9	2.1	0.3	-0.2	0.3
Primary products.....	312111		3.6	3.6	2.5	0.3	-0.3	0.3
Soft drinks, non-carbonated.....		312111-P	3.6	3.6	2.6	0.4	-0.3	0.3
Soft drinks, non-carbonated, fruit drinks, cocktails, and ades.....		312111-A	-6.6	5.6	3.9	0.3	-0.3	-1.7
Soft drinks, non-carbonated, iced tea and other types.....		312111-A4	-14.3	7.6	2.7	-0.9	0.2	-2.1
Soft drinks, energy and sport.....		312111-A9	7.4	2.3	4.7	0.9	-0.6	-1.5
Soft drinks, carbonated, bottled, canned, glass, plastic.....		312111-B	—	—	3.2	2.0	-3.0	1.4
Secondary products and miscellaneous receipts.....		312111-2	7.9	2.9	2.0	-0.3	0.9	0.4
Miscellaneous receipts.....		312111-SM						
Miscellaneous receipts.....		312111-M	9.4	3.5	4.7	0.3	-1.0	1.3
Secondary products.....		312111-S	—	2.6	—	—	—	—
Bottled water manufacturing.....								
Primary products.....	312112		0.0	-1.1	-0.7	-0.1	0.0	0.7
Bottled water.....		312112-P	0.0	-1.1	-0.7	-0.1	0.0	0.7
Secondary products and miscellaneous receipts.....		312112-0	0.0	-1.1	-0.7	-0.1	0.0	0.7
Miscellaneous receipts.....		312112-SM						
Ice manufacturing.....								
Primary products.....	312113		-1.7	-1.4	0.0	0.3	1.1	0.0
Ice, manufactured (cubed, crushed, etc.), including can or block.....		312113-P	-3.2	-1.4	0.0	0.0	0.0	0.0
Secondary products and miscellaneous receipts.....		312113-0	-3.2	-1.4	0.0	0.0	0.0	0.0
Miscellaneous receipts.....		312113-SM						
Miscellaneous receipts.....		312113-M	—	0.0	0.0	0.3	0.0	—
Breweries.....								
Breweries.....	31212		2.0	0.6	0.0	0.2	0.2	0.1
Primary products.....	312120		2.0	0.6	0.0	0.2	0.2	0.1
Canned beer and ale case goods.....		312120-P	2.3	0.6	0.0	0.2	0.2	0.1
Bottled beer and ale case goods.....		312120-1	0.9	0.3	-0.1	0.5	0.1	0.0
Beer and ale in barrels and kegs.....		312120-5	1.2	0.4	0.0	0.0	0.0	0.0
All other malt beverages and brewing products.....		312120-7	4.1	0.9	0.1	0.0	0.5	0.3
Secondary products and miscellaneous receipts.....		312120-9	2.0	1.5	0.4	0.0	-0.7	0.0
Miscellaneous receipts.....		312120-SM						
Miscellaneous receipts.....		312120-M	0.0	0.0	0.0	0.0	0.0	0.0
Wineries.....								
Wineries.....	31213		0.5	-0.1	0.0	0.2	0.1	-1.0
Primary products.....	312130		0.5	-0.1	0.0	0.2	0.1	-1.0
Wines, brandy, and brandy spirits.....		312130-P	0.4	-0.1	0.0	0.2	0.1	-1.0
Wines, white, red, and rose grape, and other fruits, 14 percent or less alcohol...		312130-0	0.4	-0.1	0.0	0.2	0.1	-1.0
Wines, white grape, 14 percent or less alcohol content.....		312130-08	0.2	-0.1	0.0	0.3	0.1	-1.1
Wines, red grape, 14 percent or less alcohol content.....		312130-0811	0.4	0.0	0.0	0.2	0.1	-1.5
Wines, rose grape and other fruits and berries, 14 percent or less alcohol. ...		312130-0821	0.0	-0.3	0.1	0.3	0.1	-0.8
Wines, dessert, effervescent, and wine coolers.....		312130-0831	1.7	0.2	0.3	0.5	0.6	-0.5
All other wines, brandy, and brandy spirits.....		312130-09	3.2	-0.2	0.1	-3.0	0.4	-0.6
Secondary products and miscellaneous receipts.....		312130-0B	0.5	-0.4	-0.1	1.0	-0.9	0.4
Miscellaneous receipts.....		312130-SM						
Miscellaneous receipts.....		312130-M	3.2	1.8	-1.8	0.0	0.0	0.1

See footnotes at end of table.

Table 12. Producer price index percentage changes for the net output of selected industries and their products, not seasonally adjusted — Continued
 [May 2024]

Title ¹	Industry code	Product code	Unadjusted 12-month percent change ²	Unadjusted 1-month percent change ²				
				May 2023 to May 2024 ^P	Dec. to Jan.	Jan. to Feb. ^P	Feb. to Mar. ^P	Mar. to Apr. ^P
Distilleries.....	31214		-3.2	0.0	0.2	-0.3	0.0	0.0
Distilleries.....	312140		-3.2	0.0	0.2	-0.3	0.0	0.0
Primary products.....		312140-P	-3.3	0.0	0.2	-0.3	0.0	0.0
Distilled liquor, excluding brandy.....		312140-2	-6.8	0.0	-0.1	-0.6	0.0	0.0
Distilled whiskey, all other distilled liquor, excluding brandy.....		312140-22	-6.8	0.0	-0.1	-0.6	0.0	0.0
Bottled liquor, excluding brandy.....		312140-5	0.1	0.0	0.4	0.0	0.0	0.0
Bottled whiskey.....		312140-5B	-0.1	0.0	0.1	0.0	0.0	0.0
Bottled gin, vodka, rum, cordials, cocktails, and similiar compounds.....		312140-5C	0.3	0.0	0.8	0.0	0.0	0.0
Secondary products and miscellaneous receipts.....		312140-SM						
Miscellaneous receipts.....		312140-M	3.9	0.0	1.1	-1.1	0.0	-0.3
Secondary products.....		312140-S	-	-	-	-	-	-1.6
Tobacco mfg.....	3122		11.5	0.8	2.1	0.0	0.1	3.0
Tobacco manufacturing.....	31223		11.5	0.8	2.1	0.0	0.1	3.0
Tobacco manufacturing.....	312230		11.5	0.8	2.1	0.0	0.1	3.0
Primary products.....		312230-P	11.5	0.8	2.1	0.0	0.1	3.1
Tobacco stemming and redrying.....		312230-0	2.1	0.4	0.0	1.6	0.0	-0.2
Tobacco, unstemmed leaf, redried before packing.....		312230-01	3.6	0.4	0.0	2.9	0.0	-0.3
Tobacco, stemmed.....		312230-04	0.2	0.4	0.0	0.0	0.0	0.0
Cigarettes, excluding electronic.....		312230-1	12.7	0.8	2.4	0.0	0.0	3.3
Other tobacco products.....		312230-9	5.2	0.6	0.5	0.0	1.2	1.9
Cigars.....		312230-91	5.9	0.0	0.0	0.0	0.2	3.3
Chewing and smoking tobacco.....		312230-94	5.1	0.8	0.6	0.0	1.4	1.6
Secondary products and miscellaneous receipts.....		312230-SM						
Textile mills.....	313		-1.4	0.1	-0.7	0.2	0.2	-0.3
Fiber, yarn, and thread mills.....	3131		0.4	0.4	-0.2	1.0	0.2	-0.4
Fiber, yarn, and thread mills.....	31311		0.4	0.4	-0.2	1.0	0.2	-0.4
Fiber, yarn, and thread mills.....	313110		0.4	0.4	-0.2	1.0	0.2	-0.4
Primary products.....		313110-P	0.4	0.4	-0.2	1.0	0.2	-0.4
Spun yarns.....		313110-4	2.0	0.0	-0.1	1.9	0.0	-0.8
Cotton spun yarns.....		313110-42	1.4	0.0	0.0	1.0	0.0	-0.1
Rayon, acetate, and lyocell spun yarns.....		313110-45	0.0	0.0	0.0	0.0	0.0	0.0
Noncellulosic fiber and other natural fiber (excluding cotton and wool) spun yarns.....		313110-47	-0.7	0.0	-1.0	0.0	0.0	-0.1
Other noncellulosic fiber & other natural fiber yarns, spun & finished in the same est.....		313110-475	-5.2	0.0	-3.1	0.0	0.0	-0.2
Textured and twisted yarns.....		313110-6	-1.3	0.8	-0.4	0.0	0.5	-0.1
Textured/crimped/bulked filament yarns, incl. stretch yarn, made from purchased filament yarn.....		313110-6H	-1.5	0.9	-0.5	-0.1	0.6	-0.1
Fabric mills.....	3132		-1.4	0.1	-1.1	0.0	0.3	-0.1
Broadwoven fabric mills.....	31321		0.7	0.1	0.4	0.0	0.4	0.0
Broadwoven fabric mills.....	313210		0.7	0.1	0.4	0.0	0.4	0.0
Primary products.....		313210-P	0.6	0.1	0.3	0.0	0.4	0.0
Fabricated textile products, made in weaving mills.....		313210-W	6.3	0.5	6.7	-2.6	3.1	0.3
Cotton broadwoven fabrics.....		313210-4	-0.4	0.2	-0.5	0.2	0.3	0.2
Manmade, silk, and other natural fiber (excluding cotton and wool) broadwoven fabrics.....		313210-8	0.7	0.0	0.1	0.1	0.2	-0.1
Greige manmade, silk, and other natural fiber (exc cotton/wool) broadwoven fabrics.....		313210-81	0.4	-0.1	0.0	0.2	0.2	-0.2
Finished manmade, silk, & natural fiber (exc cotton/wool) broadwoven, finished in weaving mills.....		313210-83	1.4	0.4	0.5	0.0	0.1	0.2
Secondary products and miscellaneous receipts.....		313210-SM						
Narrow fabric mills and schiffli embroidery.....	31322		2.0	0.5	0.1	-0.3	0.4	0.0
Narrow fabric mills and schiffli embroidery.....	313220		2.0	0.5	0.1	-0.3	0.4	0.0
Primary products.....		313220-P	2.0	0.5	0.1	-0.3	0.5	0.0
Woven narrow fabrics (12 inches or less in width).....		313220-2	3.2	0.7	0.1	-0.5	0.6	0.0
Braided narrow fabrics (12 inches or less in width).....		313220-4	0.6	0.0	0.0	0.3	0.0	0.0
Secondary products and miscellaneous receipts.....		313220-SM						
Secondary products.....		313220-S	0.7	0.0	0.0	0.0	0.0	0.2
Nonwoven fabric mills.....	31323		-3.2	0.0	-2.3	0.1	0.4	-0.1
Nonwoven fabric mills.....	313230		-3.2	0.0	-2.3	0.1	0.4	-0.1
Primary products.....		313230-P	-3.2	0.0	-2.3	0.1	0.4	-0.1
Nonwoven fabrics.....		313230-1	-3.2	0.0	-2.4	0.1	0.4	-0.1

See footnotes at end of table.

Table 12. Producer price index percentage changes for the net output of selected industries and their products, not seasonally adjusted — Continued
 [May 2024]

Title ¹	Industry code	Product code	Unadjusted 12-month percent change ²	Unadjusted 1-month percent change ²				
				May 2023 to May 2024 ^P	Dec. to Jan.	Jan. to Feb. ^P	Feb. to Mar. ^P	Mar. to Apr. ^P
Nonwoven fabric mills - Continued								
Pressed, punched, or needled felts, excluding hats		313230-5	-3.7	0.0	0.3	0.0	0.0	0.1
Secondary products and miscellaneous receipts		313230-SM1						
Knit fabric mills	31324		0.0	0.1	0.1	0.0	0.0	-0.1
Knit fabric mills	313240		0.0	0.1	0.1	0.0	0.0	-0.1
Primary products		313240-P	-0.1	0.1	0.1	0.0	0.0	-0.1
Weft (circular) knit fabrics		313240-2	-0.7	0.0	0.1	0.0	0.0	-0.2
Weft (circular) knit fabrics, greige goods (excluding hosiery)		313240-21	-1.8	0.0	0.0	0.0	0.0	0.0
Other knit fabrics and laces		313240-23	-0.2	0.0	0.2	0.0	-0.2	0.0
Warp knit fabrics, greige goods (excluding hosiery)		313240-4	0.5	0.2	0.0	0.0	0.0	0.0
Warp knit fabrics, knit and finished in the same establishment (excl hosiery)		313240-41	-0.6	0.0	0.0	-0.5	0.0	0.0
Warp knit fabrics, knit and finished in same establishment		313240-43	1.5	0.3	0.1	0.3	-0.1	0.0
Secondary products and miscellaneous receipts		313240-SM1						
Textile and fabric finishing mills	3133		-2.9	-0.1	-0.4	0.0	-0.1	-0.6
Textile and fabric finishing mills	31331		-5.2	-0.3	-0.5	0.0	-0.3	-1.1
Textile and fabric finishing mills	313310		-5.2	-0.3	-0.5	0.0	-0.3	-1.1
Primary products		313310-P	-5.4	-0.3	-0.5	0.0	-0.3	-1.2
Textile and fabric finishing, except broadwoven		313310-B	-11.9	-0.2	-2.4	-1.4	-1.8	-0.9
Finished broadwoven fabrics, finished in finishing mills		313310-4	-3.1	-0.4	0.1	0.5	0.2	-1.3
Commission finishing of cotton broadwoven fabrics		313310-43	-0.9	-0.1	-0.1	-0.1	-0.1	0.0
Other finished broadwoven fabrics (excl. cotton and wool), finished in finishing mills		313310-45	-6.7	-0.6	1.0	2.1	1.2	-3.3
Other commission finishing of broadwoven fabrics (excl. cotton & wool)		313310-47	-2.0	-0.5	-0.3	-0.4	-0.4	0.0
Secondary products and miscellaneous receipts		313310-SM						
Fabric coating mills	31332		2.4	0.3	-0.2	0.1	0.3	0.4
Fabric coating mills	313320		2.4	0.3	-0.2	0.1	0.3	0.4
Primary products		313320-P	2.4	0.3	-0.2	0.1	0.3	0.4
Vinyl coated fabrics, including expanded vinyl coated		313320-1	0.7	0.1	-0.3	0.0	0.0	0.0
Rubber coated fabrics, garments, and footwear		313320-4	5.6	3.4	0.0	0.0	0.1	0.0
Coated or laminated fabrics and coated yarns, incl. impregnated fabrics		313320-5	2.8	0.0	-0.2	0.1	0.5	0.6
Secondary products and miscellaneous receipts		313320-SM						
Secondary products		313320-S	0.1	0.2	-0.2	0.1	0.3	-0.5
Textile product mills	314		1.5	1.1	-0.8	0.8	-0.1	0.2
Textile furnishings mills	3141		0.8	1.2	-1.1	1.2	-0.3	0.2
Carpet and rug mills	31411		0.7	1.5	-1.6	1.6	-0.4	0.0
Carpet and rug mills	314110		0.7	1.5	-1.6	1.6	-0.4	0.0
Primary products		314110-P	0.7	1.5	-1.6	1.6	-0.4	0.0
Carpet and rugs		314110-0	0.7	1.5	-1.6	1.6	-0.4	0.0
Secondary products and miscellaneous receipts		314110-SM						
Curtain and linen mills	31412		1.2	0.1	0.3	0.0	0.0	0.7
Curtain and linen mills	314120		1.2	0.1	0.3	0.0	0.0	0.7
Primary products		314120-P	1.0	0.0	0.3	0.0	0.0	0.7
Curtains and draperies, made from purchased materials		314120-1	4.0	0.0	1.0	0.0	0.0	2.2
Other household textile products, made from purchased materials		314120-8	-0.2	0.0	0.0	0.0	0.0	0.0
Bedspreads, made from purchased materials		314120-83	0.0	0.0	0.0	0.0	0.0	0.0
Other household furnishings, made from purchased materials		314120-89	-0.3	0.0	0.0	0.0	0.0	0.0
Secondary products and miscellaneous receipts		314120-SM						
Miscellaneous receipts		314120-M	4.9	3.0	0.0	0.0	0.0	1.2
Secondary products		314120-S	2.1	1.3	0.0	0.0	0.0	1.3
Other textile product mills	3149		2.4	1.1	-0.3	0.3	0.2	0.3
Textile bag and canvas mills	31491		4.1	0.8	0.3	0.0	1.0	0.5
Textile bag and canvas mills	314910		4.1	0.8	0.3	0.0	1.0	0.5
Primary products		314910-P	4.1	0.8	0.0	0.0	1.1	0.5
Textile bags		314910-1	3.3	2.9	0.0	0.0	0.0	0.3
Duffel bags		314910-11	-	-	-	0.0	0.0	0.1
All other textile bags		314910-13	-	-	0.0	0.0	0.0	0.4
Canvas and related products		314910-5	4.2	0.4	0.0	0.0	1.3	0.5
Secondary products and miscellaneous receipts		314910-SM						
Miscellaneous receipts		314910-M	0.0	0.0	0.0	0.0	0.0	0.0

See footnotes at end of table.

Table 12. Producer price index percentage changes for the net output of selected industries and their products, not seasonally adjusted — Continued
 [May 2024]

Title ¹	Industry code	Product code	Unadjusted 12-month percent change ²	Unadjusted 1-month percent change ²				
				May 2023 to May 2024 ^P	Dec. to Jan.	Jan. to Feb. ^P	Feb. to Mar. ^P	Mar. to Apr. ^P
Textile bag and canvas mills - Continued								
Secondary products.....		314910-S	4.9	1.5	3.2	0.0	0.0	0.4
All other textile product mills.....	31499		1.6	1.2	-0.7	0.5	-0.2	0.2
Rope, twine, tire cord, and tire fabric mills.....	314994		-2.5	0.7	-1.8	0.2	-0.1	-1.0
Primary products.....		314994-P	-2.7	0.7	-1.8	0.2	-0.1	-1.0
Rope, cordage, and twine.....		314994-4	0.7	1.0	0.0	0.5	-0.2	-0.3
Tire cord and tire fabrics.....		314994-7	-5.7	0.4	-3.4	0.0	0.0	-1.7
Secondary products and miscellaneous receipts.....		314994-SM						
Miscellaneous receipts.....		314994-M	2.7	1.9	-0.4	0.3	0.0	0.0
All other miscellaneous textile product mills.....	314999		3.0	1.3	-0.3	0.6	-0.2	0.6
Primary products.....		314999-P	2.7	1.4	-0.4	0.4	-0.2	0.7
Embroideries (excluding Schiffl machine products) and embroidery contractors. . .		314999-6	0.9	0.4	0.0	0.0	-0.6	0.0
Trimmings and findings, excluding automobile and apparel.....		314999-7	5.5	3.1	0.0	7.6	0.1	0.0
All other miscellaneous fabricated textile products.....		314999-8	2.4	1.8	-0.6	0.1	-0.2	0.5
Secondary products and miscellaneous receipts.....		314999-SM						
Miscellaneous receipts.....		314999-M	3.5	0.8	0.0	0.2	0.0	0.1
Secondary products.....		314999-S	6.3	1.6	1.0	3.3	0.0	0.0
Apparel manufacturing.....	315		3.1	1.0	0.2	1.1	0.2	0.0
Apparel knitting mills.....	3151		0.5	-0.1	0.0	0.0	0.0	0.0
Apparel Knitting Mills.....	31512		0.5	-0.1	0.0	0.0	0.0	0.0
Apparel knitting mills.....	315120		0.5	-0.1	0.0	0.0	0.0	0.0
Primary products.....		315120-P	0.5	-0.1	0.0	0.0	0.0	0.0
Hosiery and socks.....		315120-1	0.6	-0.1	0.0	0.0	0.0	0.0
Hosiery and socks.....		315120-10	0.6	-0.1	0.0	0.0	0.0	0.0
Other apparel knitting mills.....		315120-2	-	0.0	0.0	0.0	0.0	-
Secondary products and miscellaneous receipts.....		315120-SM						
Cut and sew apparel manufacturing.....	3152		2.9	1.3	0.3	1.2	0.0	0.0
Cut and sew apparel contractors.....	31521		7.0	0.0	0.0	4.9	0.0	0.0
Cut and sew apparel contractors.....	315210		7.0	0.0	0.0	4.9	0.0	0.0
Primary products.....		315210-P	7.1	0.0	0.0	5.0	0.0	0.0
Contract receipts for men's and boys' (including unisex) apparel.....		315210-4	7.4	0.0	0.0	2.5	0.0	0.0
Contract receipts for men's and boys' pants, work apparel, and other outerwear.....		315210-48	8.9	0.0	0.0	0.0	0.0	0.0
Secondary products and miscellaneous receipts.....		315210-SM						
Cut and sew apparel manufacturing (except contractors).....	31525		1.6	1.7	0.4	0.0	0.0	0.0
Cut and sew apparel manufacturing (except contractors).....	315250		1.6	1.7	0.4	0.0	0.0	0.0
Primary products.....		315250-P	1.5	1.7	0.4	0.0	-0.1	0.0
Men's and boys' cut and sew apparel manufacturing.....		315250-1	0.8	0.9	1.0	0.0	-0.3	0.0
Men's and boys' nightwear, robes, and underwear, made from purchased fabrics.....		315250-11	0.7	0.0	0.0	0.4	0.0	0.0
Men's and boys' suits, coats, and overcoats, made from purchased fabrics. . . .		315250-12	1.8	0.0	0.3	0.0	0.0	0.8
Men's and boys' shirts, except work shirts, made from purchased fabrics.		315250-13	5.3	0.9	4.2	0.0	0.0	0.0
Men's and boys' pants, except work pants, made from purchased fabrics.		315250-14	-	-	-	-	-	-
Men's and boys' work clothing, made from purchased fabrics.....		315250-15	-3.0	0.0	0.2	0.0	-1.4	-1.6
Men's and boys' other outerwear, made from purchased fabrics.		315250-16	0.1	5.7	0.7	0.0	0.1	0.0
Women's, girls', and infants' cut and sew apparel manufacturing.....		315250-2	1.6	2.3	0.0	0.0	0.0	0.0
Women's and girls' lingerie and nightwear, made from purchased fabrics.		315250-21	0.0	0.0	0.0	0.0	0.0	0.0
Women's and girls' blouses and shirts, made from purchased fabrics.		315250-22	-1.3	2.0	0.0	0.0	0.0	0.0
Women's and girls' dresses, made from purchased fabrics.		315250-23	4.9	4.7	0.0	0.0	0.0	0.0
Women's and girls' suits, coats, and skirts, made from purchased fabrics.		315250-24	1.6	0.0	0.0	0.0	0.2	-0.5
Women's and girls' other outerwear, made from purchased fabrics.		315250-25	0.7	0.0	0.0	0.1	0.0	0.2
Other cut and sew apparel manufacturing.....		315250-3	2.2	1.4	0.4	0.0	0.0	0.0
Fur and leather apparel, made from purchased materials.		315250-31	2.1	0.0	0.9	0.0	0.0	0.0
All other cut and sew apparel, made from purchased materials.		315250-32	2.2	1.7	0.4	0.0	0.0	0.0
Secondary products and miscellaneous receipts.....		315250-SM						
Miscellaneous receipts.....		315250-M	4.4	0.3	0.0	0.0	1.0	0.0
Secondary products.....		315250-S	4.5	2.7	0.0	0.5	0.0	0.1
Accessories and other apparel manufacturing.....	3159		5.5	0.6	0.1	0.0	1.7	0.0
Accessories and other apparel manufacturing.....	31599		5.5	0.6	0.1	0.0	1.7	0.0
Accessories and other apparel manufacturing.....	315990		5.5	0.6	0.1	0.0	1.7	0.0

See footnotes at end of table.

Table 12. Producer price index percentage changes for the net output of selected industries and their products, not seasonally adjusted — Continued
 [May 2024]

Title ¹	Industry code	Product code	Unadjusted 12-month percent change ²	Unadjusted 1-month percent change ²				
				May 2023 to May 2024 ^P	Dec. to Jan.	Jan. to Feb. ^P	Feb. to Mar. ^P	Mar. to Apr. ^P
Accessories and other apparel manufacturing - Continued								
Primary products.....		315990-P	5.9	0.6	0.0	0.0	1.9	0.0
All other accessories and apparel.....		315990-B	2.0	0.0	0.0	0.0	0.0	0.0
Leather belts, made from purchased materials.....		315990-BC	0.0	0.0	0.0	0.0	0.0	0.0
All other apparel accessories, made from purchased materials.....		315990-BE	2.4	0.0	0.0	0.0	0.0	0.0
Hats, caps, and millinery products.....		315990-4	11.5	1.4	0.0	0.0	4.5	0.0
Men's and boys' fabric, straw, and felt hats, made from purchased materials....		315990-41	13.0	1.0	0.0	0.0	5.2	0.0
Women's, girls', and infants' fabric, straw, and felt hats, made from purchased materials.....		315990-43	4.1	0.0	0.0	0.0	4.1	0.0
Hat bodies and fabric caps, made from purchased materials.....		315990-45	5.5	5.5	0.0	0.0	0.0	0.0
Gloves and mittens, made from purchased materials.....		315990-7	1.9	0.0	0.0	0.0	0.0	0.0
Secondary products and miscellaneous receipts.....		315990-SM						
Miscellaneous receipts.....		315990-M	0.0	0.0	0.0	0.0	0.0	0.0
Secondary products.....		315990-S	3.0	1.2	1.7	0.0	0.0	0.0
Leather and allied product manufacturing.....	316		3.0	0.2	0.7	0.1	0.2	0.0
Leather and hide tanning and finishing.....	3161		1.5	0.5	0.1	0.4	-0.2	-0.1
Leather and hide tanning and finishing.....	31611		1.5	0.5	0.1	0.4	-0.2	-0.1
Leather and hide tanning and finishing.....	316110		1.5	0.5	0.1	0.4	-0.2	-0.1
Primary products.....		316110-P	1.5	0.5	0.1	0.4	-0.2	-0.1
Finished and unfinished leather.....		316110-1	1.6	0.6	0.1	0.5	-0.2	0.0
Tanning or finishing leather owned by others, and furs, dressed and dyed or bleached.....		316110-2	0.4	0.0	0.0	0.0	-0.2	-0.3
Contract and commission receipts for tanning or finishing leather owned by others.....		316110-21	-0.4	0.0	0.0	0.0	-0.2	-0.4
Secondary products and miscellaneous receipts.....		316110-SM						
Footwear manufacturing.....	3162		1.8	0.0	0.9	0.0	0.7	0.0
Footwear manufacturing.....	31621		1.8	0.0	0.9	0.0	0.7	0.0
Footwear manufacturing.....	316210		1.8	0.0	0.9	0.0	0.7	0.0
Primary products.....		316210-P	1.8	0.0	0.8	0.0	0.7	0.0
Rubber and plastics footwear, including athletic footwear.....		316210-1	1.2	-1.2	2.3	0.0	0.0	0.0
Men's footwear (size 6 and larger), excluding athletic.....		316210-2	1.9	0.2	1.0	0.0	0.6	0.0
Women's footwear (size 4 and larger), excluding athletic.....		316210-5	3.1	0.3	0.0	0.0	2.1	0.0
Secondary products and miscellaneous receipts.....		316210-SM						
Miscellaneous receipts.....		316210-M	2.5	0.7	2.8	0.0	-1.0	0.0
Other leather product manufacturing.....	3169		5.3	0.1	0.8	0.0	0.0	0.0
Other leather product manufacturing.....	31699		5.3	0.1	0.8	0.0	0.0	0.0
Other leather and allied product manufacturing.....	316990		5.3	0.1	0.8	0.0	0.0	0.0
Primary products.....		316990-P	5.4	0.1	0.8	0.0	0.0	0.0
Women's and children's handbags and purses.....		316990-1	0.4	0.0	0.0	0.0	0.0	0.0
All other leather goods and allied products.....		316990-2	6.8	0.2	1.1	0.0	0.0	0.0
Luggage (including suitcases, travel bags, backpacks, and other types).....		316990-21	16.5	0.1	2.6	0.0	0.0	0.0
Personal leather goods (excluding women's handbags and purses).....		316990-22	1.1	0.0	0.0	0.0	0.0	0.0
Boot and shoe cut stock and findings.....		316990-24	2.0	0.0	0.0	0.0	0.0	0.0
All other miscellaneous leather goods.....		316990-25	0.6	0.3	0.0	0.0	0.0	0.0
Secondary products and miscellaneous receipts.....		316990-SM						
Miscellaneous receipts.....		316990-M	0.0	0.0	0.0	0.0	0.0	0.0
Wood product manufacturing.....	321		0.2	0.3	0.4	0.7	2.2	-1.2
Sawmills and wood preservation.....	3211		-3.2	1.7	0.6	1.0	0.9	-1.6
Sawmills and wood preservation.....	32111		-3.2	1.7	0.6	1.0	0.9	-1.6
Sawmills.....	321113		-3.2	2.2	0.9	1.3	1.1	-1.8
Primary products.....		321113-P	-5.1	0.8	0.9	1.4	1.2	-2.0
Hardwood lumber, made in sawmills.....		321113-1	1.5	-0.2	-0.5	-2.5	2.1	1.2
Softwood lumber, made in sawmills.....		321113-3	-8.6	1.4	1.8	3.5	1.1	-3.8
Softwood dressed lumber, less than 2 inches in nominal thickness, not edge worked.....		321113-32	-7.5	0.4	10.1	7.7	6.5	3.5
Softwood dressed 2-inch lumber, 2 inches in nominal thickness only, not edge worked.....		321113-33	-8.2	2.0	2.3	4.8	0.3	-6.7
Softwood dressed lumber and timbers, more than 2 inches in nominal thickness, not edge worked.....		321113-34	-21.7	3.1	-2.7	2.2	2.7	-6.6
Wood chips, excluding field chips.....		321113-5	-2.5	0.7	0.4	-0.3	0.0	-0.6
Wood ties, siding, shingles, and shakes, and contract sawing of logs owned by others.....		321113-7	3.6	-0.2	-1.4	0.0	0.0	0.0

See footnotes at end of table.

Table 12. Producer price index percentage changes for the net output of selected industries and their products, not seasonally adjusted — Continued
 [May 2024]

Title ¹	Industry code	Product code	Unadjusted 12-month percent change ²	Unadjusted 1-month percent change ²				
			May 2023 to May 2024 ^P	Dec. to Jan.	Jan. to Feb. ^P	Feb. to Mar. ^P	Mar. to Apr. ^P	Apr. to May ^P
Sawmills - Continued								
Secondary products and miscellaneous receipts.....		321113-SM						
Wood preservation.....	321114		-3.0	-0.1	-0.2	0.3	0.1	-1.0
Primary products.....		321114-P	-1.3	-0.1	-0.4	0.4	0.3	-1.1
Wood poles, piles, and posts owned and treated by the same establishment.....		321114-1	-1.5	-0.6	-0.4	0.2	0.5	-1.8
Other wood products owned and treated by the same establishment.....		321114-5	-1.3	0.6	-0.4	0.6	0.1	-0.2
Receipts for treating wood owned by others w/ arsenical chemicals, creosote, & other chemicals.....		321114-9	0.6	0.0	0.5	0.0	0.6	-0.7
Secondary products and miscellaneous receipts.....		321114-SM						
Plywood and engineered wood product mfg.....	3212		4.9	-0.1	-0.4	1.8	6.7	-2.8
Plywood and engineered wood product mfg.....	32121		4.9	-0.1	-0.4	1.8	6.7	-2.8
Hardwood veneer and plywood manufacturing.....	321211		-0.7	-1.1	-0.1	-0.1	0.8	-0.4
Primary products.....		321211-P	-0.5	-1.2	-0.1	-0.1	0.8	-0.4
Hardwood veneer, including veneer backed with paper, cloth, or other flexible material.....		321211-1	-0.2	-0.2	-0.5	0.0	1.2	-0.1
Hardwood plywood.....		321211-4	-0.2	-2.7	-0.2	0.1	0.1	0.1
Hardwood veneered panels, including two-ply veneers.....		321211-7	-2.3	-0.9	1.1	-0.7	1.2	-2.3
Secondary products and miscellaneous receipts.....		321211-SM						
Softwood veneer and plywood manufacturing.....	321212		1.3	0.7	-1.9	-0.3	1.6	-0.4
Primary products.....		321212-P	3.9	0.7	-2.0	-0.3	1.7	-0.4
Softwood veneer, incl. veneer backed w/ paper, cloth, or other flexible material.....		321212-1	9.4	-0.5	-0.2	2.8	2.8	0.5
Softwood plywood products: rough, sanded, and specialties.....		321212-4	1.0	1.3	-2.9	-1.9	1.0	-0.9
Secondary products and miscellaneous receipts.....		321212-SM						
Secondary products.....		321212-S	-26.5	0.1	0.1	0.0	0.9	-0.1
Engineered wood member manufacturing.....	321215		-4.6	-0.1	0.1	-1.1	0.9	-1.7
Primary products.....		321215-P	-4.6	-0.2	0.2	-1.2	0.6	-1.5
Engineered wood members (excluding trusses).....		321215-1	-5.0	-1.3	0.6	-0.1	-0.4	0.0
Laminated veneer lumber.....		321215-11	-6.9	-0.2	1.3	-0.2	-0.2	0.0
Other engineered structural wood members, excluding trusses & laminated veneer lumber.....		321215-12	-4.0	-1.9	0.2	0.0	-0.6	0.0
Wood trusses.....		321215-2	-4.3	0.3	0.1	-1.6	1.0	-2.1
Secondary products and miscellaneous receipts.....		321215-SM						
Reconstituted wood product manufacturing.....	321219		19.8	0.0	-0.4	6.8	17.0	-5.4
Primary products.....		321219-P	20.6	0.1	-0.5	7.0	17.6	-5.6
Hardboard products.....		321219-B	0.3	0.5	0.0	0.0	0.0	0.0
Particleboard made from particleboard produced at the same location.....		321219-1	-4.3	-0.6	0.0	0.1	2.1	0.0
Medium density fiberboard (MDF) made from MDF produced at the same location.....		321219-3	-	-	-0.2	0.4	-	-
Secondary products and miscellaneous receipts.....		321219-SM						
Other wood product manufacturing.....	3219		-0.8	-0.2	0.7	0.1	0.5	-0.2
Millwork.....	32191		1.4	0.2	1.6	0.1	0.8	0.0
Wood window and door manufacturing.....	321911		1.8	0.1	2.7	0.0	0.3	0.0
Primary products.....		321911-P	1.6	0.2	2.6	-0.1	0.4	0.0
Wood window units.....		321911-1	3.2	0.0	3.2	0.0	0.0	0.0
Double hung wood window units.....		321911-11	3.1	0.0	3.1	0.0	0.0	0.0
Casement wood window units.....		321911-12	3.1	0.0	3.1	0.0	0.0	0.0
All other wood window units, including horizontal sliding, awning and single hung.....		321911-13	3.6	0.0	3.6	0.0	0.0	0.0
Wood sash, excluding sash shipped in window units.....		321911-3	3.5	0.0	3.5	0.0	0.0	0.0
Wood window & door frames, incl. door frames in door units, excl. window frames in window units.....		321911-5	-5.8	0.0	1.0	0.0	1.1	0.0
Wood panel, flush, & molded face doors, interior & exterior, incl. doors with glazed sections.....		321911-7	2.7	0.0	2.6	-0.2	0.8	0.0
Other wood doors, incl. garage, patio, bifold, cabinet, screen, storm and louver.....		321911-9	3.3	0.9	2.7	0.0	0.0	0.1
Secondary products and miscellaneous receipts.....		321911-SM						
Secondary products.....		321911-S	1.4	-0.3	1.5	-0.3	-0.1	0.0
Cut stock, resawing lumber, and planing.....	321912		0.8	0.3	0.2	0.6	0.8	-0.1
Primary products.....		321912-P	1.2	0.4	0.2	0.8	0.9	-0.1
Softwood lumber, made from purchased lumber.....		321912-3	0.5	0.2	-0.2	0.1	0.4	-0.6
Hardwood cut stock and dimension.....		321912-6	5.1	1.0	1.0	1.2	1.2	0.0
Softwood cut stock and dimension.....		321912-8	-11.3	0.2	-0.9	2.7	0.0	-4.0
Sawn wood fence stock, wood lath, and contract resawing and planing.....		321912-9	0.0	0.0	0.0	0.0	0.0	0.0
Secondary products and miscellaneous receipts.....		321912-SM						

See footnotes at end of table.

Table 12. Producer price index percentage changes for the net output of selected industries and their products, not seasonally adjusted — Continued
 [May 2024]

Title ¹	Industry code	Product code	Unadjusted 12-month percent change ²	Unadjusted 1-month percent change ²				
			May 2023 to May 2024 ^P	Dec. to Jan.	Jan. to Feb. ^P	Feb. to Mar. ^P	Mar. to Apr. ^P	Apr. to May ^P
Other millwork, including flooring.....	321918		1.1	0.0	0.6	-0.2	1.5	-0.2
Primary products.....		321918-P	0.7	0.1	0.1	-0.2	1.8	-0.3
Wood moldings.....		321918-2	-3.5	0.0	0.0	0.1	-0.5	-1.4
Other wood millwork products, including stairwork, exterior millwork, and softwood flooring.....		321918-5	3.4	0.2	0.2	0.1	3.9	0.0
Hardwood flooring.....		321918-7	0.8	0.1	0.2	-1.0	0.9	0.2
Hardwood flooring, other than oak and maple.....		321918-72	-3.5	0.0	-3.5	0.0	0.0	0.0
Oak and maple hardwood flooring.....		321918-73	1.0	0.1	0.4	-1.0	1.0	0.2
Secondary products and miscellaneous receipts.....		321918-SM						
Secondary products.....		321918-S	-2.6	-0.7	-0.6	2.2	0.7	-0.7
Wood container and pallet manufacturing.....	32192		-10.5	-1.0	-0.9	-0.2	-0.4	-0.5
Wood container and pallet manufacturing.....	321920		-10.5	-1.0	-0.9	-0.2	-0.4	-0.5
Primary products.....		321920-P	-10.8	-1.1	-0.9	-0.2	-0.4	-0.5
Nailed and lock-corner wood boxes.....		321920-1	-1.1	0.0	0.0	0.0	0.0	-1.1
Wood box and crate shook.....		321920-3	-4.0	-0.8	0.2	-1.5	1.3	0.0
Wood pallets and pallet containers, wood and metal combination.....		321920-5	-11.6	-0.8	-1.1	-0.1	-1.0	-0.6
Other wood container parts and wood containers.....		321920-7	-5.2	-6.2	0.0	0.0	8.4	0.0
Secondary products and miscellaneous receipts.....		321920-SM						
Miscellaneous receipts.....		321920-M	-35.7	-3.5	-6.4	-1.9	-0.9	2.3
Secondary products.....		321920-S	2.3	0.2	-0.3	0.2	0.3	-0.4
All other wood product manufacturing.....	32199		1.8	-0.2	0.4	0.4	0.7	-0.2
Manufactured home, mobile home, manufacturing.....	321991		-0.6	0.0	0.2	0.0	0.5	0.5
Primary products.....		321991-P	-0.6	0.0	0.2	0.0	0.5	0.5
Manufactured homes (mobile homes), all width sizes (incl. multisection).....		321991-1	-0.6	0.0	0.2	0.0	0.5	0.5
Secondary products and miscellaneous receipts.....		321991-SM						
Prefabricated wood building manufacturing.....	321992		0.7	-0.4	0.0	0.3	0.7	-0.1
Primary products.....		321992-P	0.7	-0.4	0.0	0.4	0.7	-0.1
Prefabricated stationary wood buildings, components (not sold as complete units).....		321992-1	6.8	4.5	0.2	0.0	0.0	0.0
Prefabricated stationary wood buildings, shipped in panel form (complete units) ..		321992-5	1.3	-1.9	-0.1	0.5	1.4	-0.1
Prefabricated stationary wood buildings, precut packages (complete units).....		321992-6	-0.5	-1.2	0.0	0.5	-0.2	-0.2
Prefabricated stationary wood buildings, shipped in three-dimensional assemblies.....		321992-7	-0.5	0.6	0.0	0.2	0.6	0.1
Prefabricated stationary wood buildings, three-dimensional assemblies, residential.....		321992-71	-0.6	0.7	0.0	0.2	0.7	0.1
Prefabricated stationary wood buildings, three-dimensional assemblies, nonresidential.....		321992-72	0.1	0.0	0.0	0.0	0.0	0.0
Secondary products and miscellaneous receipts.....		321992-SM						
Miscellaneous receipts.....		321992-M	-0.8	1.2	0.5	-0.3	0.7	-1.8
Secondary products.....		321992-S	0.6	0.0	0.2	0.2	0.3	-0.3
Miscellaneous wood product manufacturing.....	321999		4.9	-0.1	0.8	0.7	0.9	-0.9
Primary products.....		321999-P	4.5	-0.4	0.8	0.7	0.9	-1.0
All other miscellaneous wood products.....		321999-0	4.5	-0.4	0.8	0.7	0.9	-1.0
Secondary products and miscellaneous receipts.....		321999-SM						
Paper manufacturing.....	322		-1.2	0.0	0.1	-0.2	0.5	0.5
Pulp, paper & paperboard mills.....	3221		-2.2	0.4	-0.1	0.2	0.2	0.5
Pulp mills.....	32211		-3.7	1.5	0.5	2.2	0.9	0.5
Pulp mills.....	322110		-3.7	1.5	0.5	2.2	0.9	0.5
Primary products.....		322110-P	-3.7	1.5	0.5	2.2	0.9	0.5
Special alpha and dissolving wood pulp, incl. sulfite and sulfate and other wood pulp.....		322110-6	-0.3	1.6	0.5	2.5	1.9	0.5
All other miscellaneous pulp, other than wood, and pulp mill by-products, incl. turpentine.....		322110-9	-24.6	0.4	0.0	0.0	-6.8	0.0
Paper mills.....	32212		-2.4	0.1	-0.1	0.0	-0.1	0.5
Paper mills.....	322120		-2.4	0.1	-0.1	0.0	-0.1	0.5
Primary products.....		322120-P	-2.9	0.1	0.0	-0.3	-0.1	0.5
Bleached bristol, clay-coated, uncoated, and industrial converted paper.....		322120-1	-2.0	0.6	-0.1	-0.9	0.2	1.0
Construction paper.....		322120-2	—	0.0	1.0	1.0	0.0	—
Sanitary tissue paper products, made in paper mills.....		322120-4	-4.3	-0.2	0.0	-0.1	-0.1	0.0
Newsprint and uncoated ground-wood paper.....		322120-5	-15.6	-0.9	-0.5	-3.2	-3.7	5.9
Secondary products and miscellaneous receipts.....		322120-SM						
Paperboard mills.....	32213		-1.9	0.7	-0.1	0.2	0.5	0.5

See footnotes at end of table.

Table 12. Producer price index percentage changes for the net output of selected industries and their products, not seasonally adjusted — Continued
 [May 2024]

Title ¹	Industry code	Product code	Unadjusted 12-month percent change ²	Unadjusted 1-month percent change ²				
				May 2023 to May 2024 ^P	Dec. to Jan.	Jan. to Feb. ^P	Feb. to Mar. ^P	Mar. to Apr. ^P
Paperboard mills.....	322130		-1.9	0.7	-0.1	0.2	0.5	0.5
Primary products.....		322130-P	-2.0	0.7	-0.2	0.2	0.6	0.3
Bleached packaging and industrial converting paperboard.....		322130-B	-2.3	0.0	0.0	0.0	0.0	0.0
Unbleached kraft packaging and industrial converting paperboard.....		322130-1	-2.5	0.3	-0.2	0.2	0.2	0.3
Recycled paperboard.....		322130-7	-3.6	-0.9	-0.6	0.4	1.9	0.7
Secondary products and miscellaneous receipts.....		322130-SM						
Converted paper product mfg.....	3222		-0.7	-0.2	0.2	-0.3	0.6	0.6
Paper container mfg.....	32221		-1.1	-0.3	0.0	-0.4	0.7	0.7
Corrugated and solid fiber box manufacturing.....	322211		-1.2	-0.8	-0.2	0.5	0.8	0.7
Primary products.....		322211-P	-1.3	-0.8	-0.2	0.4	0.8	0.7
Corrugated and solid fiber boxes, including pallets.....		322211-0	-1.3	-0.8	-0.2	0.4	0.8	0.7
Corrugated shipping containers for food and beverages and carryout boxes for retail food.....		322211-01	-1.8	-1.0	-0.3	-0.2	1.2	0.9
Corrugated shipping containers for paper and allied products.....		322211-02	-8.2	-0.2	-0.1	2.8	0.6	0.0
Corrugated shipping containers for metal and electrical machinery.....		322211-03	-3.8	-5.7	0.0	0.4	2.1	0.2
Corrugated shipping containers for all other end uses.....		322211-04	-1.4	-0.9	-0.7	0.3	0.3	1.0
Corrugated paperboard in sheets and rolls, lined and unlined.....		322211-05	0.3	1.1	0.0	0.0	0.0	0.1
Other corrugated and solid fiber products, including containers, pallets, pads, etc.....		322211-09	5.1	-0.2	0.2	0.4	1.5	1.5
Secondary products and miscellaneous receipts.....		322211-SM						
Miscellaneous receipts.....		322211-M	2.6	-0.2	0.0	8.0	0.8	0.1
Secondary products.....		322211-S	0.2	-1.5	0.8	1.1	0.0	0.0
Folding paperboard box manufacturing.....	322212		-0.4	1.2	0.8	-1.8	0.1	1.2
Primary products.....		322212-P	-0.4	1.3	0.9	-1.9	0.1	1.3
Folding paperboard boxes, packaging, and packaging components.....		322212-0	-0.4	1.3	0.9	-1.9	0.1	1.3
Secondary products and miscellaneous receipts.....		322212-SM						
Other paperboard container manufacturing.....	322219		-1.9	0.2	0.0	-2.3	0.8	0.0
Primary products.....		322219-P	-2.1	0.3	0.0	-2.5	0.9	0.0
Setup (rigid) paperboard boxes.....		322219-1	-1.5	0.0	0.0	0.6	0.2	-0.9
Paperboard fiber drums with ends of any material.....		322219-7	5.8	0.1	0.4	0.4	2.3	2.2
Fiber cans, tubes, and similar fiber products.....		322219-8	2.2	0.1	0.0	-1.9	2.9	0.2
Fiber cans, all fiber and composite.....		322219-81	3.4	0.1	0.0	-3.5	4.5	0.2
Fiber cores and tubes.....		322219-82	0.5	0.0	0.0	0.6	0.5	0.1
Paperboard cones, reels, spools, bobbins, blocks, and all vulcanized fiber products.....		322219-83	0.0	0.0	0.0	0.0	0.0	0.0
Secondary products and miscellaneous receipts.....		322219-SM						
Paper bag and coated and treated paper mfg.....	32222		0.2	0.3	-0.2	0.1	0.8	0.1
Paper bag and coated and treated paper manufacturing.....	322220		0.2	0.3	-0.2	0.1	0.8	0.1
Primary products.....		322220-P	-0.1	0.3	-0.3	0.0	0.8	0.1
Specialty bags, pouches, and liners, multiweb laminations and foil, except film-film.....		322220-C	-0.9	0.1	-0.8	0.1	-0.2	-0.1
Uncoated single-web paper grocers' bags and sacks and variety and shopping bags.....		322220-D	0.3	0.0	0.0	0.8	0.0	0.0
Laminated aluminum foil rolls and sheets for flexible packaging uses.....		322220-F	0.5	-0.1	0.0	0.0	0.2	0.0
Pasted, lined, laminated, or surface-coated paperboard.....		322220-G	-1.6	0.0	-0.3	0.0	0.1	0.0
Single-web paper, rolls and sheets, including waxed, for flexible packaging uses...		322220-H	0.1	0.1	0.0	0.0	0.0	0.0
Multiweb laminated rolls and sheets, except foil, for flexible packaging uses.....		322220-J	-0.4	1.4	0.0	-0.1	0.1	0.0
Pressure-sensitive products.....		322220-N	-2.1	0.0	-0.6	0.0	0.6	-0.9
Wallcoverings.....		322220-7	0.4	0.0	0.0	0.0	0.0	0.0
Converted foil for nonpackaging applications.....		322220-8	1.0	0.0	0.0	0.0	0.0	0.0
Other coated and processed papers, except for packaging uses.....		322220-9	-	0.8	-0.2	-0.4	3.5	-
Secondary products and miscellaneous receipts.....		322220-SM						
Miscellaneous receipts.....		322220-M	-	0.0	1.4	4.0	4.6	-
Stationery product mfg.....	32223		1.7	-1.7	1.8	0.3	0.1	0.8
Stationery product manufacturing.....	322230		1.7	-1.7	1.8	0.3	0.1	0.8
Primary products.....		322230-P	1.5	-1.8	1.9	0.3	0.1	0.8
Die-cut paper and paperboard office supplies.....		322230-4	13.6	6.1	0.0	0.0	0.0	-0.2
Envelopes, commercial, all types and materials.....		322230-5	-2.4	-2.5	-0.7	1.0	0.3	0.2
Tablets, pads and related products.....		322230-9	-2.4	0.0	-0.1	-0.4	-1.3	-0.1
Secondary products and miscellaneous receipts.....		322230-SM						
Miscellaneous receipts.....		322230-M	-2.0	0.1	-0.3	0.1	0.2	-0.2
Other converted paper product mfg.....	32229		-1.2	-0.1	0.5	-0.9	0.4	0.4
Sanitary paper product manufacturing.....	322291		-0.9	-0.1	0.4	-1.1	0.6	0.5

See footnotes at end of table.

Table 12. Producer price index percentage changes for the net output of selected industries and their products, not seasonally adjusted — Continued
 [May 2024]

Title ¹	Industry code	Product code	Unadjusted 12-month percent change ²	Unadjusted 1-month percent change ²				
				May 2023 to May 2024 ^P	Dec. to Jan.	Jan. to Feb. ^P	Feb. to Mar. ^P	Mar. to Apr. ^P
Sanitary paper product manufacturing - Continued								
Primary products.....		322291-P	-1.1	-0.1	0.4	-1.1	0.6	0.4
Disposable diapers and similar disposable products, made from purchased sanitary paper stock.....		322291-2	0.0	0.0	0.0	0.0	0.0	0.0
Sanitary tissue paper products, made from purchased sanitary paper stock or wadding.....		322291-5	-2.0	-0.2	0.8	-2.1	1.1	0.9
Secondary products and miscellaneous receipts.....		322291-SM						
Miscellaneous receipts.....		322291-M	50.5	-0.4	-9.6	9.2	0.0	38.6
All other converted paper product mfg.....	322299		-1.7	0.1	0.9	-0.6	0.1	0.1
Primary products.....		322299-P	-1.5	0.2	1.0	-0.6	0.1	0.2
Molded pulp goods, including egg cartons, florist pots, food trays, etc.....		322299-1	-2.8	-0.3	0.9	-1.6	1.3	1.0
Miscellaneous converted paper and paperboard products.....		322299-3	-1.0	0.3	1.0	-0.3	-0.3	-0.1
Secondary products and miscellaneous receipts.....		322299-SM						
Secondary products.....		322299-S	-	1.5	0.0	0.0	0.0	-
Printing and related support activities.....	323		5.9	0.7	0.1	0.9	-0.1	0.9
Printing and related support activities.....	3231		5.9	0.7	0.1	0.9	-0.1	0.9
Printing.....	32311		6.0	0.7	0.1	0.9	-0.1	1.0
Commercial screen printing.....	323113		1.6	0.1	0.0	0.7	0.2	0.1
Primary products.....		323113-P	1.6	0.2	0.0	0.8	0.1	0.1
Screen printing on garments, apparel accessories, and other fabric articles, excluding labels.....		323113-4	1.7	-0.2	0.0	1.0	0.2	0.2
Screen printing (excluding on textiles, apparel, apparel accessories, and labels) ...		323113-6	1.5	1.3	0.0	0.2	0.0	0.0
Secondary products and miscellaneous receipts.....		323113-SM						
Miscellaneous receipts.....		323113-M	1.5	-1.3	0.8	0.0	0.0	0.0
Secondary products.....		323113-S	1.6	0.1	0.2	0.6	0.2	0.2
Books printing.....	323117		5.5	1.9	0.4	0.0	2.0	1.0
Primary products.....		323117-P	7.7	2.3	0.5	0.0	2.4	1.2
Other book and pamphlet printing and binding.....		323117-E	2.2	2.3	0.0	0.0	0.0	0.0
Textbook printing and binding.....		323117-1	-2.0	0.0	-0.8	0.0	0.0	0.0
Technical, scientific, & professional book printing & binding.....		323117-3	-8.7	0.0	-1.1	0.0	0.0	0.0
Religious book printing and binding.....		323117-5	0.2	0.0	-1.5	0.0	1.6	0.6
General book (trade, etc.) printing & binding.....		323117-7	19.6	4.2	2.0	0.0	4.8	2.3
Secondary products and miscellaneous receipts.....		323117-SM						
Commercial printing, except screen and books.....	32311K		6.4	0.7	0.1	1.0	-0.3	1.0
Primary products.....		32311K-P	1.6	0.8	0.1	0.1	-0.4	0.2
Commercial lithographic printing.....		32311K-0	-0.8	0.1	0.0	0.0	-0.8	0.0
Other commercial and general job printing (lithographic).....		32311K-0B	-3.3	0.5	0.0	0.0	-1.2	0.7
Magazine and periodical printing (lithographic).....		32311K-01	-2.1	-0.3	0.0	0.0	-1.1	0.0
Label and wrapper printing (lithographic).....		32311K-03	0.0	0.0	0.0	0.0	0.0	0.0
Catalog and directory printing (lithographic).....		32311K-05	-1.2	0.5	0.0	0.0	-1.1	0.0
Advertising printing (lithographic).....		32311K-09	-0.9	0.3	0.0	0.0	-1.3	0.0
Commercial flexographic printing.....		32311K-2	0.6	0.0	0.0	0.0	0.0	0.0
Label and wrapper printing (flexographic).....		32311K-21	0.2	0.0	0.0	0.0	0.0	0.0
Quick printing.....		32311K-4	23.9	1.6	8.6	0.0	8.0	0.0
Digital printing.....		32311K-5	5.2	2.5	0.0	0.5	-0.4	0.6
Manifold business forms printing.....		32311K-6	3.3	3.3	0.0	0.0	0.0	0.0
Other commercial printing.....		32311K-9	3.3	0.0	0.0	0.0	0.0	0.0
All other commercial and general job printing.....		32311K-9V	1.7	0.1	0.0	0.0	0.0	0.0
Secondary products and miscellaneous receipts.....		32311K-SM						
Miscellaneous receipts.....		32311K-M	-1.4	0.2	0.0	0.0	0.0	0.0
Support activities for printing.....	32312		2.0	0.0	0.4	0.7	0.0	0.2
Support activities for printing.....	323120		2.0	0.0	0.4	0.7	0.0	0.2
Primary products.....		323120-P	2.0	0.0	0.4	0.7	0.0	0.1
Softcover, pamphlet, sample book, and other binding of books and materials printed elsewhere.....		323120-3	2.0	0.0	0.1	0.5	-0.2	0.1
Miscellaneous binding and postpress work, incl collating, perforating, folding, gluing, etc.....		323120-5	-2.7	-0.2	0.0	0.0	0.0	-0.5
Prepress services, excl platemaking (incl film, assembled flats, color sep., typesetting, etc.).....		323120-7	0.7	0.0	0.0	0.0	0.0	0.0
Printing plates and cylinders, prepared for printing (excl blank plates and blank cylinders).....		323120-9	1.8	0.0	0.6	0.0	0.0	0.0
Secondary products and miscellaneous receipts.....		323120-SM						
Petroleum and coal products manufacturing.....	324		-2.3	0.3	10.9	1.9	3.4	-8.2

See footnotes at end of table.

Table 12. Producer price index percentage changes for the net output of selected industries and their products, not seasonally adjusted — Continued
 [May 2024]

Title ¹	Industry code	Product code	Unadjusted 12-month percent change ²	Unadjusted 1-month percent change ²				
				May 2023 to May 2024 ^P	Dec. to Jan.	Jan. to Feb. ^P	Feb. to Mar. ^P	Mar. to Apr. ^P
Petroleum and coal products mfg.	3241		-2.3	0.3	10.9	1.9	3.4	-8.2
Petroleum refineries.	32411		-2.6	0.0	12.0	2.1	4.0	-8.9
Petroleum refineries.	324110		-2.6	0.0	12.0	2.1	4.0	-8.9
Primary products.		324110-P	-2.7	0.0	12.3	2.2	4.1	-9.1
Kerosene, except jet fuel.		324110-B	6.1	-2.3	16.7	-4.3	-0.5	-6.5
Light fuel oils.		324110-C	-12.1	-3.9	16.7	0.0	2.9	-19.7
Home heating oil and other distillates, NEC.		324110-C1	6.4	3.9	7.9	-3.7	0.6	-9.1
Diesel fuel.		324110-C2	-13.1	-4.4	17.3	0.2	3.0	-20.3
Heavy fuel oils, including No. 5, No. 6, heavy diesel, gas enrichment oils, etc.		324110-E	9.3	-0.2	1.8	0.5	1.1	6.5
Unfinished oils and lubricating oil base stock.		324110-J	-5.1	-3.6	-0.4	-4.7	-7.6	4.3
Liquefied refinery gases, including other aliphatics (feed stock and other uses).		324110-R	8.7	1.1	12.4	8.7	-0.6	-3.9
Other finished petroleum products, including waxes.		324110-T	-9.9	-2.1	-2.4	-19.0	6.1	1.9
Gasoline, including finished base stocks and blending agents.		324110-1	0.9	3.4	11.8	6.9	6.4	-4.3
Motor gasoline, including finished base stocks and blending agents.		324110-12	0.8	3.4	12.0	6.9	6.3	-4.3
Regular gasoline.		324110-121	1.0	3.1	12.5	7.3	6.1	-4.1
Mid-premium gasoline.		324110-122	5.1	4.1	14.8	5.7	7.2	-7.3
Premium gasoline.		324110-123	-0.4	4.4	10.2	5.5	6.9	-4.6
Jet fuel.		324110-6	10.8	0.4	9.8	-5.4	0.3	-5.6
Asphalt.		324110-9	5.2	1.9	-6.8	10.8	4.8	4.8
Secondary products and miscellaneous receipts.		324110-SM1						
Asphalt paving and roofing materials mfg.	32412		3.2	5.5	0.6	-0.2	-4.2	0.2
Asphalt paving mixture & block manufacturing.	324121		2.4	10.1	0.3	-0.4	-5.9	-1.5
Primary products.		324121-P	2.1	10.4	0.3	-0.5	-6.1	-1.6
Asphalt paving mixtures & blocks.		324121-0	2.1	10.4	0.3	-0.5	-6.1	-1.6
Emulsified asphalt, including liquid additives.		324121-0111	3.3	-0.2	-0.4	0.7	1.1	0.1
Other liquid asphalt and tar paving materials, including cut-backs.		324121-0121	1.6	1.8	-0.1	0.2	0.2	-0.8
Asphalt and tar paving mixt. (excl liquid), incl bitum. or asph. concrete, asph. paving cement.		324121-0131	1.1	21.0	0.8	-1.3	-11.9	-3.4
Secondary products and miscellaneous receipts.		324121-SM						
Miscellaneous receipts.		324121-M	5.9	3.4	0.0	0.0	-0.5	0.0
Secondary products.		324121-S	-	-	0.0	0.0	0.0	-
Asphalt shingle and coating materials manufacturing.	324122		4.2	-0.3	1.0	0.1	-1.9	2.5
Primary products.		324122-P	4.3	-0.4	1.0	0.1	-2.0	2.5
Roofing asphalts and pitches, coatings, and cements.		324122-1	0.8	0.6	0.0	0.0	0.0	0.0
Prepared asphalt and tar roofing and siding products, incl. saturated felts for nonbuilding use.		324122-2	4.5	-0.4	1.1	0.1	-2.1	2.7
Asphalt smooth-surfaced roll roofing and cap sheets, organic and fiberglass base.		324122-21	5.8	0.0	0.0	0.0	-	-
Asphalt mineral-surfaced roll roofing and cap sheets, organic and fiberglass base.		324122-22	-0.4	-0.3	0.3	-0.1	0.0	0.0
Other prepared asphalt and tar products for roofing and siding.		324122-27	0.1	0.0	-0.2	0.5	-0.2	-0.1
Secondary products and miscellaneous receipts.		324122-SM						
Other petroleum and coal products mfg.	32419		-2.6	-0.1	-0.4	-0.9	-0.2	0.3
Petroleum lubricating oil and grease mfg.	324191		-0.9	0.4	-0.2	-1.0	-0.1	0.0
Primary products.		324191-P	-1.6	0.4	-0.2	-1.0	-0.1	0.0
Petroleum lubricating oils and greases, refined petroleum.		324191-0	-1.6	0.4	-0.2	-1.0	-0.1	0.0
Lubricating oils (incl. hydraulic fluids, etc.), refined petroleum.		324191-011	-2.4	0.4	-0.2	-1.1	-0.1	0.0
Lubricating greases, made from refined petroleum.		324191-012	-	0.0	0.0	0.0	0.0	0.0
Secondary products and miscellaneous receipts.		324191-SM						
Miscellaneous receipts.		324191-M	-7.8	10.5	-9.9	0.0	-1.9	0.0
All other petroleum and coal products mfg.	324199		-8.8	-2.0	-1.1	-0.6	-0.9	1.3
Primary products.		324199-P	-9.2	-2.0	-1.3	-0.6	-1.0	1.4
Coke oven and blast furnace products, made in coke oven establishments.		324199-3	-9.0	0.9	-2.9	-0.3	-0.7	-3.6
All other petroleum and coal products (excl. coke oven products), made in coke oven estab.		324199-9	-9.2	-2.2	-1.2	-0.6	-1.0	1.7
Secondary products and miscellaneous receipts.		324199-SM						
Secondary products.		324199-S	19.7	0.5	9.7	0.0	7.4	0.6
Chemical mfg.	325		-2.3	-0.5	0.5	0.1	0.5	0.2
Basic chemical mfg.	3251		-8.8	-2.9	0.4	-0.4	1.4	-0.1
Petrochemical mfg.	32511		-0.1	-3.7	2.8	3.0	3.3	0.3
Petrochemical manufacturing.	325110		0.0	-3.6	2.8	3.0	3.3	0.3
Primary products.		325110-P	4.0	-2.7	1.7	3.3	5.2	-2.4
Secondary products and miscellaneous receipts.		325110-SM						

See footnotes at end of table.

Table 12. Producer price index percentage changes for the net output of selected industries and their products, not seasonally adjusted — Continued
 [May 2024]

Title ¹	Industry code	Product code	Unadjusted 12-month percent change ²	Unadjusted 1-month percent change ²				
				May 2023 to May 2024 ^P	Dec. to Jan.	Jan. to Feb. ^P	Feb. to Mar. ^P	Mar. to Apr. ^P
Industrial gas mfg.	32512		-3.0	2.3	-4.8	3.3	1.6	-4.5
Industrial gas manufacturing.	325120		-3.0	2.3	-4.8	3.3	1.6	-4.5
Primary products.		325120-P	-3.0	2.3	-4.8	3.3	1.6	-4.6
Oxygen.		325120-A	0.7	3.6	-1.7	3.2	-0.8	0.0
Argon and hydrogen.		325120-C	8.7	-1.8	2.7	-1.3	-3.3	-0.4
Other industrial gases (including fluorocarbon and acetylene).		325120-T	-1.4	4.3	-7.9	4.0	3.3	-9.0
Carbon dioxide.		325120-4	3.0	2.2	2.6	-0.5	0.0	0.9
Nitrogen.		325120-7	-20.4	-4.8	-6.4	6.6	2.8	-0.6
Secondary products and miscellaneous receipts.		325120-SM						
Synthetic dye and pigment mfg.	32513		-8.8	-1.6	0.2	0.5	0.1	-3.8
Synthetic dye and pigment manufacturing.	325130		-8.8	-1.6	0.2	0.5	0.1	-3.8
Primary products.		325130-P	-9.0	-1.7	0.2	0.5	0.1	-3.8
All other inorganic pigments, including TiO2, chrome colors, and other white opaque pigments.		325130-N	-11.1	-1.7	0.2	-0.1	0.1	-4.9
Synthetic organic dyes, pigments, lakes, and toners.		325130-R	-1.5	-1.5	0.0	2.6	0.3	-0.4
Synthetic organic dyes.		325130-R8	-8.0	-2.3	-1.0	3.1	0.5	-0.9
Synthetic organic pigments, lakes, and toners.		325130-R9	5.3	-0.8	1.0	2.2	0.0	0.0
Secondary products and miscellaneous receipts.		325130-SM						
Secondary products.		325130-S	-3.3	-0.5	-2.6	0.4	-0.3	0.5
Other basic inorganic chemical manufacturing.	32518		-9.7	-1.4	-1.3	0.2	-0.4	1.6
Other basic inorganic chemical manufacturing.	325180		-9.7	-1.4	-1.3	0.2	-0.4	1.6
Primary products.		325180-P	-10.2	-1.5	-1.5	0.2	-0.4	1.9
Potassium and sodium compounds, excluding bleaches, alkalis, and alum.		325180-A	-6.0	0.8	-1.7	1.7	1.2	-0.1
All other inorganic chemicals.		325180-H	1.8	-1.0	-0.7	0.2	0.3	4.4
Inorganic acids, excluding nitric, sulfuric and phosphoric.		325180-3	-0.2	3.1	-7.4	4.0	0.3	0.4
Sodium hydroxide (caustic soda).		325180-4	-32.7	-2.1	1.8	-0.4	-0.1	2.1
Carbon black, all processes.		325180-6	2.2	2.2	-3.2	-1.2	-1.9	3.5
Other alkalis.		325180-7	-20.6	-5.4	-0.4	-0.5	-4.8	0.6
Sulfuric acid.		325180-9	-14.2	3.1	-11.5	-0.4	2.8	-8.7
Secondary products and miscellaneous receipts.		325180-SM						
Miscellaneous receipts.		325180-M	-	0.8	0.0	0.0	0.0	-
Secondary products.		325180-S	-8.9	-0.6	1.4	-0.6	-0.5	-2.4
Other basic organic chemical mfg.	32519		-11.1	-3.6	0.8	-1.9	1.7	-0.3
Ethyl alcohol manufacturing.	325193		-24.6	-8.6	-0.7	-6.9	8.8	3.3
Primary products.		325193-P	-23.8	-10.2	0.0	-7.5	11.5	4.4
Ethyl alcohol.		325193-0	-25.0	-11.9	0.5	-8.0	13.7	5.5
Distillers' dried grains (dark and light) and dried solubles.		325193-2	-14.0	1.2	-2.6	-4.3	-1.5	-3.2
Secondary products and miscellaneous receipts.		325193-SM						
Secondary products.		325193-S	-28.5	-0.2	-3.7	-4.3	-3.4	-2.2
Cyclic crude, intermediate, and gum and wood chemical mfg.	325194		-7.4	1.7	1.9	-1.3	-1.3	-0.6
Primary products.		325194-P	-10.9	1.1	0.9	-2.3	-1.4	0.0
Gum and wood chemicals, including wood distillation products.		325194-1	-4.4	0.5	2.8	-0.8	0.1	0.0
Cyclic crude and intermediate chemicals.		325194-2	-12.9	1.2	0.3	-2.7	-1.9	0.0
Secondary products and miscellaneous receipts.		325194-SM						
All other basic organic chemical manufacturing.	325199		-4.8	-2.2	1.2	-0.1	-0.4	-1.7
Primary products.		325199-P	-6.9	-2.8	1.2	-0.1	-0.5	-2.3
Natural organic chemicals.		325199-E	-12.0	-2.1	0.0	-2.0	0.8	0.0
Synthetic organic chemicals for use as flavor and perfume materials.		325199-H	-	0.1	-0.1	-	-	-
Synthetic organic rubber-processing chemicals.		325199-K	-	-1.4	2.3	0.3	-1.0	-
Synthetic organic plasticizers.		325199-N	2.7	-4.6	4.9	-2.4	4.2	4.6
Other synthetic organic chemicals.		325199-R	-1.4	-0.4	2.6	-0.9	-0.8	-2.8
Miscellaneous end use chemicals and chemical products, excluding urea.		325199-T	-3.5	-2.0	1.3	-0.4	0.1	-1.2
Miscellaneous cyclic and acyclic chemicals and chemical products, excluding fatty acid esters.		325199-V	-5.8	-3.6	1.4	2.1	-0.3	-4.8
Fatty acids.		325199-1	-29.5	-14.3	-3.1	-4.3	-4.5	-4.9
Industrial organic flavor oil mixtures and blends.		325199-7	-20.3	4.4	-1.1	-0.1	0.0	0.0
Secondary products and miscellaneous receipts.		325199-SM						
Resin, synthetic rubber, and artificial/synthetic fiber/filaments mfg.	3252		-2.6	-1.3	2.0	0.3	1.3	1.4
Resin and synthetic rubber mfg.	32521		-3.4	-1.2	2.2	-0.2	1.7	1.1
Plastics material and resin manufacturing.	325211		-4.0	-1.2	2.2	-0.5	1.4	1.0
Primary products.		325211-P	-4.5	-1.2	2.3	-0.6	1.5	0.7
Thermoplastic resins and plastics materials.		325211-1	-3.9	-1.3	2.5	-0.3	0.9	1.2

See footnotes at end of table.

Table 12. Producer price index percentage changes for the net output of selected industries and their products, not seasonally adjusted — Continued
 [May 2024]

Title ¹	Industry code	Product code	Unadjusted 12-month percent change ²	Unadjusted 1-month percent change ²				
				May 2023 to May 2024 ^P	Dec. to Jan.	Jan. to Feb. ^P	Feb. to Mar. ^P	Mar. to Apr. ^P
Plastics material and resin manufacturing - Continued								
Thermosetting resins and plastics materials.....		325211-4	-7.9	-1.0	1.3	-2.5	5.4	-1.9
Secondary products and miscellaneous receipts.....		325211-SM						
Synthetic rubber manufacturing.....	325212		3.3	-1.8	1.4	4.1	4.9	2.3
Primary products.....		325212-P	3.3	-1.8	1.4	4.2	5.0	2.3
Synthetic rubber (vulcanizable elastomers).....		325212-0	3.3	-1.8	1.4	4.2	5.0	2.3
Secondary products and miscellaneous receipts.....		325212-SM						
Artificial fibers and filaments manufacturing.....	325222		8.6	-2.2	0.6	5.7	-2.8	4.8
Artificial fibers and filaments manufacturing.....	325220		8.6	-2.2	0.6	5.7	-2.8	4.8
Primary products.....		325220-P	8.8	-2.3	0.7	6.0	-2.9	5.0
Polyester manufactured fibers.....		325220-7	1.6	1.3	0.0	1.5	0.3	0.3
Other noncellulosic organic fibers, incl. polyamide, polyolefin, and producer-textured.....		325220-9	12.6	-3.9	0.9	8.3	-4.3	7.2
Secondary products and miscellaneous receipts.....		325220-SM						
Pesticide, fertilizer, and other agricultural chemical mfg.....	3253		-6.9	-0.2	-0.6	1.2	0.3	-0.6
Fertilizer mfg.....	32531		-4.5	0.0	-1.0	2.1	0.5	-1.2
Nitrogenous fertilizer manufacturing.....	325311		-5.6	-3.2	-5.4	3.7	1.3	-0.5
Primary products.....		325311-P	-6.0	-3.2	-5.7	3.7	1.2	-0.6
Synthetic ammonia, nitric acid, ammonium compounds, and urea.....		325311-A	-6.6	-3.7	-6.3	4.2	1.3	-0.5
Fertilizer materials of organic origin.....		325311-7	-0.3	1.0	-0.1	-0.2	0.0	-0.8
Secondary products and miscellaneous receipts.....		325311-SM						
Secondary products.....		325311-S	42.5	-4.6	33.7	-1.2	14.4	1.5
Phosphatic fertilizer manufacturing.....	325312		-3.5	2.1	1.7	1.5	-0.5	-2.4
Primary products.....		325312-P	-3.6	2.1	1.8	1.5	-0.5	-2.5
Phosphoric acid, superphosphates, and other phosphatic fertilizer materials.....		325312-A	-6.7	3.1	2.7	2.2	-1.0	-4.7
Mixed fertilizers, made in plants which manufacture fertilizer materials.....		325312-7	3.9	0.0	-0.2	0.0	0.6	2.9
Secondary products and miscellaneous receipts.....		325312-SM						
Fertilizer, mixing only, manufacturing (including compost).....	325314		-4.6	1.2	0.7	1.0	1.2	0.2
Primary products.....		325314-P	-4.4	1.3	0.7	1.0	1.2	0.2
Mixed fertilizers, mixing only.....		325314-0	-4.4	1.3	0.7	1.0	1.2	0.2
Mixed fertilizers, dry, mixing only.....		325314-01	-2.7	0.8	0.4	0.5	1.5	0.1
Mixed fertilizers, liquid, mixing only.....		325314-02	-12.2	3.9	2.7	3.1	-0.3	1.1
Secondary products and miscellaneous receipts.....		325314-SM						
Miscellaneous receipts.....		325314-M	-12.8	-2.1	0.6	1.4	1.3	-1.7
Pesticide and other agricultural chemical mfg.....	32532		-9.9	-0.3	0.0	0.1	0.1	0.2
Pesticide and other agricultural chemical manufacturing.....	325320		-9.9	-0.3	0.0	0.1	0.1	0.2
Primary products.....		325320-P	-10.0	-0.3	0.0	0.1	0.1	0.2
Agricultural and commercial pesticides and chemicals.....		325320-1	-10.8	-0.4	0.0	0.1	0.1	0.1
Lawn and garden pesticides and chemicals.....		325320-4	-3.5	-0.6	0.0	0.0	0.0	0.0
Household and institutional pesticides and chemicals.....		325320-7	3.1	0.6	0.0	0.0	0.0	2.2
Secondary products and miscellaneous receipts.....		325320-SM						
Pharmaceutical and medicine mfg.....	3254		1.6	1.0	0.2	0.0	0.1	-0.1
Pharmaceutical and medicine mfg.....	32541		1.6	1.0	0.2	0.0	0.1	-0.1
Medicinal and botanical manufacturing.....	325411		5.2	0.4	4.1	0.1	0.2	0.0
Primary products.....		325411-P	5.2	0.4	4.0	0.1	0.2	0.0
Synthetic organic medicinal chemicals, medicinal & botanical drugs, & other products.....		325411-0	5.2	0.4	4.0	0.1	0.2	0.0
Secondary products and miscellaneous receipts.....		325411-SM1						
Pharmaceutical preparation manufacturing.....	325412		1.7	1.1	0.3	0.1	0.0	0.0
Primary products.....		325412-P	1.7	1.1	0.3	0.1	0.0	0.0
Pharmaceuticals acting on the respiratory system, for human use.....		325412-A	-1.6	1.4	0.0	0.0	0.1	0.0
Antihistamines and bronchodilators, including antiasthmatics.....		325412-A111	1.2	1.2	0.0	0.0	0.0	0.0
Other respiratory preparations.....		325412-A112	-5.8	1.8	0.0	0.0	0.3	0.0
Other respiratory preparations, over-the-counter.....		325412-A112OC	1.1	0.0	0.0	0.0	0.6	0.0
Other respiratory preparations, prescription.....		325412-A112RX	-12.8	-	-	-	-	0.0
Pharmaceuticals acting on the digestive or the genito-urinary systems, for human use.....		325412-D	-9.0	-7.5	0.0	0.0	-1.0	-0.5
Other digestive or genito-urinary preparations.....		325412-D112	-9.9	-8.3	0.1	0.0	-1.7	0.0
Other digestive or genito-urinary preparations, prescription.....		325412-D112RX	-11.8	-9.9	0.1	0.0	-2.1	0.0
Pharmaceuticals acting on the skin, for human use.....		325412-G	-0.8	0.6	-0.3	0.1	-0.5	0.0
Other pharmaceutical preparations acting on the skin.....		325412-G311	0.2	0.5	-0.3	0.0	0.0	0.0

See footnotes at end of table.

Table 12. Producer price index percentage changes for the net output of selected industries and their products, not seasonally adjusted — Continued
 [May 2024]

Title ¹	Industry code	Product code	Unadjusted 12-month percent change ²	Unadjusted 1-month percent change ²				
				May 2023 to May 2024 ^P	Dec. to Jan.	Jan. to Feb. ^P	Feb. to Mar. ^P	Mar. to Apr. ^P
Pharmaceutical preparation manufacturing - Continued								
Anti-acne preparations.....		325412-G611	1.0	1.0	0.0	0.0	0.0	0.0
Vitamin, nutrient, and hematinic preparations, for human use.....		325412-L	4.2	0.0	0.0	0.2	0.1	0.0
Multivitamins.....		325412-L111	7.7	0.0	0.0	0.0	0.0	0.0
Other vitamins and nutrients.....		325412-L112	2.6	0.0	0.0	0.4	0.1	0.4
Pharmaceuticals affecting parasitic and infective diseases, for human use.....		325412-Q	1.2	0.8	0.2	0.0	0.0	0.0
Broad and medium spectrum antibiotics.....		325412-Q111	0.0	0.0	0.0	0.0	0.0	0.0
Systemic antivirals.....		325412-Q112	3.3	3.3	0.0	0.0	0.0	0.0
Other parasitic and infective diseases.....		325412-Q113	2.1	1.1	0.5	0.0	0.0	0.0
Pharmaceuticals for veterinary use, incl medicinal premixes/pet care products.....		325412-W	-	2.2	0.0	0.0	-	-
Pharmaceuticals affecting neoplasms, the endocrine system, & metabolic diseases, for human use.....		325412-1	0.7	0.4	0.0	0.0	0.0	0.0
Cancer therapy products.....		325412-1111	3.4	2.0	0.0	0.0	0.0	0.0
Insulin/antidiabetes products.....		325412-1112	-8.7	-8.9	0.0	0.0	0.0	0.0
Other neoplasms, endocrine system, and metabolic diseases.....		325412-1113	1.5	1.3	0.0	0.0	0.0	0.0
Hormones and oral contraceptives.....		325412-1114	0.1	0.1	0.0	0.0	0.0	0.0
Pharmaceuticals acting on the central nervous system and the sense organs, for human use.....		325412-4	3.7	2.9	0.6	0.0	0.0	0.0
Analgesics.....		325412-4111	1.9	0.0	1.5	0.0	0.0	0.0
Psychotherapeutics.....		325412-4112	1.0	0.0	1.0	0.0	0.0	0.0
Antidepressants.....		325412-41121	1.0	0.0	1.0	0.0	0.0	0.0
Other psychotherapeutics, including tranquilizers.....		325412-41123	1.3	0.3	0.9	0.0	0.0	0.0
Other central nervous system and sense organs.....		325412-4113	5.0	4.9	0.0	0.0	0.0	0.0
Anticonvulsants.....		325412-4114	4.1	0.3	3.9	0.0	0.0	0.0
Analgesics, over-the-counter.....		325412-4111OC	4.4	0.0	0.0	0.0	0.0	0.0
Analgesics, prescription.....		325412-4111RX	1.7	0.0	1.7	0.0	0.0	0.0
Pharmaceuticals acting on the cardiovascular system, for human use.....		325412-7	1.0	0.6	0.0	0.0	0.1	0.0
Other cardiovascular preparations.....		325412-7113	0.1	0.0	0.0	0.0	0.0	0.0
Secondary products and miscellaneous receipts.....		325412-SM						
Miscellaneous receipts.....		325412-M	0.0	0.0	0.0	0.0	0.0	0.0
Secondary products.....		325412-S	2.5	2.1	0.0	0.0	0.4	0.0
In-vitro diagnostic substance manufacturing.....	325413		-1.0	0.7	-0.8	0.0	0.1	-0.1
Primary products.....		325413-P	-1.2	0.7	-1.0	0.0	0.1	-0.1
In-vitro diagnostic substances.....		325413-0	-1.2	0.7	-1.0	0.0	0.1	-0.1
Secondary products and miscellaneous receipts.....		325413-SM						
Secondary products.....		325413-S	5.6	0.7	3.5	0.1	0.2	0.1
Other biological product manufacturing.....	325414		2.1	1.3	-0.3	-0.1	0.8	-0.4
Primary products.....		325414-P	2.2	1.2	-0.3	0.2	0.6	-0.4
Biological products, excluding diagnostic, for veterinary, industrial, and all other misc. uses.....		325414-A	3.4	4.3	-0.8	0.5	0.7	-1.2
Biological products, excluding diagnostic, for human use.....		325414-T	1.5	-0.3	0.0	0.0	0.6	0.0
Secondary products and miscellaneous receipts.....		325414-SM1						
Paint, coating & adhesive mfg.....	3255		-1.0	0.0	-0.2	0.2	-0.2	0.1
Paint and coating mfg.....	32551		-1.4	-0.1	-0.1	-0.1	-0.3	0.1
Paint and coating manufacturing.....	325510		-1.4	-0.1	-0.1	-0.1	-0.3	0.1
Primary products.....		325510-P	-1.5	0.0	-0.2	-0.1	-0.3	0.2
Miscellaneous allied paint products including paint and varnish removers, thinners, etc.....		325510-B	-3.4	-1.3	0.0	0.0	-0.4	0.8
Architectural coatings.....		325510-1	0.1	0.4	0.0	0.0	0.0	0.0
Exterior architectural coatings.....		325510-11	1.2	1.1	0.0	0.0	0.0	0.0
Interior architectural coatings.....		325510-12	-0.6	0.0	0.0	0.0	0.0	0.0
Product finishes for original equipment manufacturers (OEM), excluding marine coatings.....		325510-4	-3.7	-0.6	-0.3	0.3	-0.4	0.5
Transportation finishes, except powdered and high-solids coatings.....		325510-41	-0.4	-0.2	-1.5	0.8	1.6	0.0
All other product finishes for original equipment manufacturers (OEM), excluding marine coating.....		325510-42	-4.6	-0.8	0.0	0.1	-1.0	0.6
Special purpose coatings incl. marine, industrial, construction and maintenance coatings, etc.....		325510-7	-2.6	-0.1	-0.5	-0.6	-0.7	0.1
Automotive, other transportation and machinery refinish paints and enamels, including primers.....		325510-71	3.3	-3.6	1.6	-1.2	-3.2	-0.1
Special purpose coatings, including all marine coatings and traffic marking paints.....		325510-72	-2.9	0.1	-0.6	-0.5	-0.5	0.1
Secondary products and miscellaneous receipts.....		325510-SM						
Secondary products.....		325510-S	-3.1	-3.2	0.0	0.2	0.0	0.0
Adhesive mfg.....	32552		-0.2	0.1	-0.4	0.6	0.0	0.0

See footnotes at end of table.

Table 12. Producer price index percentage changes for the net output of selected industries and their products, not seasonally adjusted — Continued
 [May 2024]

Title ¹	Industry code	Product code	Unadjusted 12-month percent change ²	Unadjusted 1-month percent change ²				
				May 2023 to May 2024 ^P	Dec. to Jan.	Jan. to Feb. ^P	Feb. to Mar. ^P	Mar. to Apr. ^P
Adhesive manufacturing.....	325520		-0.2	0.1	-0.4	0.6	0.0	0.0
Primary products.....		325520-P	-0.3	0.1	-0.5	0.6	0.0	0.0
Nonstructural caulking compounds and sealants.....		325520-A	1.0	0.6	0.0	0.5	0.0	0.0
Structural sealants (load bearing).....		325520-B	0.8	0.0	0.0	0.8	0.0	0.0
Synthetic resin & rubber adhesives, incl all types of bonding & laminating adhesives.....		325520-4	-1.0	0.0	-0.8	0.8	0.1	0.0
Epoxy adhesives.....		325520-41	0.3	0.0	0.0	0.4	0.0	-0.5
Other synthetic resin and rubber adhesives.....		325520-46	-1.3	-0.5	-0.2	1.4	0.0	0.0
Secondary products and miscellaneous receipts.....		325520-SM						
Secondary products.....		325520-S	1.9	1.4	0.0	-0.2	0.0	0.1
Soap, cleaners, and toilet preparation mfg.....	3256		1.3	0.0	0.5	0.1	0.2	0.1
Soap & cleaning compound mfg.....	32561		1.5	0.1	0.3	0.1	0.4	0.0
Soap and other detergent manufacturing.....	325611		2.1	0.1	0.4	0.1	0.5	0.1
Primary products.....		325611-P	1.8	0.1	0.4	0.1	0.2	0.1
Soaps and detergents, commercial, industrial, and institutional.....		325611-1	5.1	0.4	0.4	0.2	0.8	0.0
Commercial, industrial, and institutional hard surface cleaners.....		325611-11	4.3	0.6	0.3	0.0	3.5	0.0
Commercial, industrial, and institutional laundry detergents.....		325611-12	4.4	0.0	0.0	3.9	0.4	0.0
Commercial, industrial, and institutional dishwashing detergents.....		325611-13	7.4	0.0	0.0	0.0	0.0	0.0
Commercial, industrial, and institutional metal cleaners.....		325611-14	3.8	0.0	0.1	3.7	0.0	0.0
Dairy, farm, and food plant cleaners, sanitizers, etc.....		325611-16	—	0.0	2.6	—	—	—
Commercial, industrial, and institutional soaps, excluding specialty cleaners.....		325611-17	1.1	1.5	0.0	0.0	0.4	0.0
Household detergents.....		325611-4	0.7	0.0	0.0	0.0	-0.2	0.2
Household alkaline detergents and cleaners.....		325611-45	-0.2	0.0	0.0	0.1	-1.1	0.0
Household dry and liquid laundry detergents.....		325611-46	0.2	0.0	0.0	0.0	0.0	0.2
Soaps, excluding specialty cleaners, household.....		325611-7	1.6	0.0	1.9	0.0	0.3	0.0
Secondary products and miscellaneous receipts.....		325611-SM						
Miscellaneous receipts.....		325611-M	3.7	0.0	0.0	0.0	3.7	0.0
Secondary products.....		325611-S	5.5	0.0	0.0	0.1	3.7	0.0
Polish and other sanitation good mfg.....	325612		0.4	0.1	0.5	0.1	0.1	0.0
Primary products.....		325612-P	0.5	0.1	0.5	0.1	0.1	0.0
Polishing preparations and related products.....		325612-7	-1.2	-0.1	0.0	-0.1	0.0	0.0
Specialty cleaning and sanitation products.....		325612-8	1.4	0.2	1.1	0.2	0.2	0.0
Disinfectants, nonagricultural, industrial and institutional.....		325612-81	2.0	0.9	0.0	0.0	1.0	0.0
Air and room fresheners.....		325612-83	-0.1	-0.1	0.0	0.0	0.0	0.0
Laundry fabric softeners and rinses, liquid and dry.....		325612-88	1.0	0.1	0.0	0.0	0.0	0.0
Other specialty cleaning and sanitation products.....		325612-89	1.8	0.1	2.0	0.4	0.0	0.0
Secondary products and miscellaneous receipts.....		325612-SM						
Miscellaneous receipts.....		325612-M	1.3	1.3	0.0	0.0	0.0	0.0
Surface active agent manufacturing.....	325613		0.5	-0.1	0.0	0.0	0.0	0.0
Primary products.....		325613-P	1.1	0.0	0.0	0.0	0.0	0.0
Surfactants, finishing agents, and assistants.....		325613-0	1.1	0.0	0.0	0.0	0.0	0.0
Surfactants (bulk surface active agents).....		325613-02	2.2	0.0	0.0	0.0	0.0	0.0
Secondary products and miscellaneous receipts.....		325613-SM						
Toilet preparation mfg.....	32562		1.2	0.0	0.6	0.1	0.0	0.1
Toilet preparation manufacturing.....	325620		1.2	0.0	0.6	0.1	0.0	0.1
Primary products.....		325620-P	1.2	0.0	0.7	0.1	0.0	0.1
Denture cleaners, mouthwashes, gargles, and rinses.....		325620-A	—	0.0	0.0	0.0	0.0	—
Creams, lotions, and oils, excluding shaving, hair, and deodorant.....		325620-D	0.2	0.0	0.2	0.0	0.0	0.0
Other cosmetics and toilet preparations.....		325620-G	1.4	0.0	1.0	0.0	0.0	0.0
Shaving preparations.....		325620-1	-0.5	-0.7	0.0	0.0	0.0	0.0
Perfumes, toilet waters, and colognes.....		325620-4	2.5	0.0	1.1	0.0	0.0	1.4
Hair preparations (including shampoos).....		325620-7	1.2	0.0	0.7	0.4	0.1	0.0
Hair preparations incl professional, consumer, and cream/gel shampoos.....		325620-71	0.2	0.0	0.0	0.0	0.1	0.0
Hair tonics and hair dressings incl professional and consumer use.....		325620-72	4.9	0.0	3.0	1.8	0.0	0.0
Secondary products and miscellaneous receipts.....		325620-SM						
Other chemical product & preparation mfg.....	3259		0.5	-0.8	0.3	0.2	0.6	0.4
Printing ink mfg.....	32591		0.0	-0.1	-0.4	0.1	0.0	-0.1
Printing ink manufacturing.....	325910		0.0	-0.1	-0.4	0.1	0.0	-0.1
Primary products.....		325910-P	-0.1	-0.1	-0.4	0.1	0.0	-0.1
Flexographic printing inks.....		325910-A	-5.1	0.0	-1.4	0.0	0.0	0.0
Nonimpact/digital inks.....		325910-E	3.8	-0.4	0.3	-1.4	0.0	-0.7
All other printing inks.....		325910-H	2.6	0.0	0.0	-0.1	-0.2	0.3

See footnotes at end of table.

Table 12. Producer price index percentage changes for the net output of selected industries and their products, not seasonally adjusted — Continued
 [May 2024]

Title ¹	Industry code	Product code	Unadjusted 12-month percent change ²	Unadjusted 1-month percent change ²				
				May 2023 to May 2024 ^P	Dec. to Jan.	Jan. to Feb. ^P	Feb. to Mar. ^P	Mar. to Apr. ^P
Printing ink manufacturing - Continued								
Lithographic and offset inks.....		325910-6	0.5	0.0	0.0	0.4	0.0	0.0
News and nonheat web offset printing inks.....		325910-61	2.0	0.0	0.0	4.8	0.0	0.0
Publication and commercial web inks.....		325910-62	0.5	0.0	0.0	0.0	0.0	0.0
Sheet-fed general inks.....		325910-63	-0.6	0.0	0.0	0.0	0.0	0.0
Sheet-fed packaging inks.....		325910-64	0.6	0.0	0.0	0.0	0.0	0.0
Gravure printing inks.....		325910-7	0.1	0.0	0.2	0.0	0.0	0.0
Secondary products and miscellaneous receipts.....		325910-SM						
Miscellaneous receipts.....		325910-M	0.0	0.0	0.0	0.0	0.0	0.0
Explosives mfg.....	32592		4.4	3.0	1.4	0.2	-0.1	-0.2
Explosives manufacturing.....	325920		4.4	3.0	1.4	0.2	-0.1	-0.2
Primary products.....		325920-P	5.1	3.2	1.4	0.3	0.2	-0.2
Explosives and blasting accessories.....		325920-0	5.1	3.2	1.4	0.3	0.2	-0.2
Secondary products and miscellaneous receipts.....		325920-SM						
All other chemical product & preparation mfg.....	32599		0.3	-1.1	0.3	0.3	0.8	0.5
Custom compounding of purchased resins.....	325991		1.5	1.1	-0.1	0.2	1.5	0.0
Primary products.....		325991-P	1.5	1.1	-0.1	0.2	1.5	0.0
Custom compounding of purchased resins and color concentrates.....		325991-0	1.5	1.1	-0.1	0.2	1.5	0.0
Secondary products and miscellaneous receipts.....		325991-SM						
Photographic Film, Paper, Plate, Chemical, and Copy Toner Manufacturing.....	325992		3.5	-8.2	4.1	0.5	3.7	2.7
Primary products.....		325992-P	3.2	-8.8	4.4	0.4	4.0	2.4
Photographic sensitized film, plates, paper, & cloth.....		325992-T	5.2	-12.0	6.3	0.6	5.4	3.2
Photographic sensitized film, plates, paper, & cloth, silver-halide-type (excl X-ray).....		325992-T1	5.4	-14.1	7.5	-	-	3.8
Photographic sensitized film, plates, paper & cloth, other than silver-halide-type (incl X-ray).....		325992-T3	3.9	0.0	0.0	3.9	2.7	0.0
Prepared photographic chemicals.....		325992-5	-2.2	0.2	0.0	0.0	0.6	0.0
Secondary products and miscellaneous receipts.....		325992-SM						
Other miscellaneous chemical product manufacturing.....	325998		-1.3	-0.2	-0.4	0.2	-0.4	0.1
Primary products.....		325998-P	-1.3	-0.3	-0.5	0.3	-0.5	0.1
Water treating compounds.....		325998-A	-3.0	0.1	-0.1	1.9	0.2	1.0
All other chemical preparations, including essential oils, matches, and gelatin.....		325998-J	-1.0	-0.4	-0.7	-0.2	-1.1	-0.2
Secondary products and miscellaneous receipts.....		325998-SM						
Miscellaneous receipts.....		325998-M	0.2	0.0	0.0	0.0	0.2	0.0
Secondary products.....		325998-S	-5.3	0.0	0.3	-0.3	-0.4	0.0
Plastics and rubber products mfg.....	326		-0.1	0.1	0.0	0.3	0.4	-0.1
Plastics product mfg.....	3261		-0.1	0.1	0.0	0.3	0.5	-0.1
Unsupported plastics film, sheet, and bag mfg.....	32611		-0.2	-0.2	0.8	0.3	0.8	-0.2
Plastics bag and pouch manufacturing.....	326111		0.5	0.1	0.1	0.2	0.3	0.0
Primary products.....		326111-P	0.4	0.1	0.0	0.1	0.3	0.0
Single-web film specialty bags, pouches, and liners.....		326111-1	0.5	0.1	0.0	0.1	0.3	0.1
Polyethylene grocery and variety bags and pouches.....		326111-11	1.1	0.0	0.1	0.0	0.0	0.7
Polyethylene refuse bags.....		326111-12	-0.3	-0.4	-1.2	-0.2	1.2	1.3
Other polyethylene bags, pouches, and liners.....		326111-15	0.8	0.7	0.3	0.4	0.4	-0.8
Coextruded single-web film specialty bags, pouches, & liners.....		326111-16	1.1	0.0	1.0	0.0	0.0	0.0
Multweb film/film combination specialty bags, pouches, and liners.....		326111-3	-6.0	0.1	-0.9	0.5	0.4	-6.0
Secondary products and miscellaneous receipts.....		326111-SM						
Secondary products.....		326111-S	5.6	0.6	2.9	1.1	0.1	-0.3
Plastics packaging film and sheet mfg.....	326112		3.4	-0.3	1.0	0.5	0.9	0.0
Primary products.....		326112-P	3.6	-0.3	1.0	0.5	1.0	0.0
Single-web film, rolls, and sheets, including coextruded, for flexible packaging uses.....		326112-1	4.5	0.7	1.0	0.5	0.7	0.0
Single-web film, rolls, and sheets for flexible packaging uses.....		326112-11	4.8	1.0	0.7	0.6	0.6	0.2
Coextruded single-web film, for flexible packaging uses.....		326112-12	3.2	-0.2	2.3	0.5	1.1	-0.5
Film/film multiweb laminated rolls and sheets, excluding foil, for flexible packaging uses.....		326112-3	-0.8	-5.1	0.9	0.5	2.6	-0.3
Secondary products and miscellaneous receipts.....		326112-SM						
Secondary products.....		326112-S	1.7	-0.8	1.2	-0.2	0.0	1.4
Nonpackaging plastics film and sheet mfg.....	326113		-3.7	-0.4	1.1	0.3	1.1	-0.5
Primary products.....		326113-P	-3.8	-0.5	1.1	0.3	1.1	-0.5
Unlaminated plastics film and sheet, excluding packaging.....		326113-0	-3.8	-0.5	1.1	0.3	1.1	-0.5
Unlaminated polyethylene film and sheet.....		326113-01	-	-0.4	1.2	-0.1	0.0	-

See footnotes at end of table.

Table 12. Producer price index percentage changes for the net output of selected industries and their products, not seasonally adjusted — Continued
 [May 2024]

Title ¹	Industry code	Product code	Unadjusted 12-month percent change ²	Unadjusted 1-month percent change ²				
				May 2023 to May 2024 ^P	Dec. to Jan.	Jan. to Feb. ^P	Feb. to Mar. ^P	Mar. to Apr. ^P
Nonpackaging plastics film and sheet mfg. - Continued								
Unlaminated vinyl and vinyl copolymer film and sheet.....		326113-03	-	-3.0	0.0	-	-	-
Miscellaneous unlaminated plastics film and sheet.....		326113-04	-2.5	0.0	0.2	1.3	2.6	0.1
Secondary products and miscellaneous receipts.....		326113-SM						
Secondary products.....		326113-S	-2.6	1.0	0.4	0.3	0.8	-0.7
Plastics pipe/fitting/unsupported shapes mfg.....	32612		-4.4	-0.7	-0.4	-0.3	1.2	-0.5
Unlaminated plastics profile shape mfg.....	326121		-2.8	-2.7	0.0	-0.4	0.9	0.5
Primary products.....		326121-P	-2.9	-3.1	0.0	-0.4	1.2	0.6
Unlaminated plastics profile shapes.....		326121-0	-2.9	-3.1	0.0	-0.4	1.2	0.6
Secondary products and miscellaneous receipts.....		326121-SM						
Plastics pipe and pipe fitting manufacturing.....	326122		-5.2	0.3	-0.6	-0.2	1.4	-1.0
Primary products.....		326122-P	-5.2	0.3	-0.6	-0.2	1.4	-1.0
Plastics pipe.....		326122-1	-6.6	0.3	-0.8	-0.5	1.4	-1.2
Plastics drain, waste, and vent pipe.....		326122-11	-7.7	1.7	-2.2	-1.2	1.0	-0.6
Plastics water pipe.....		326122-13	-7.2	1.1	-1.7	-0.3	2.1	-1.4
Plastics sewer, stormdrain, and water main pipe.....		326122-18	-8.0	-1.8	0.2	-0.3	1.2	-2.0
Other plastics pipe.....		326122-1B	-7.8	0.0	0.0	0.0	1.2	0.0
Plastics pipe fittings and unions.....		326122-3	1.9	0.2	-0.1	1.1	1.4	-0.3
Secondary products and miscellaneous receipts.....		326122-SM						
Miscellaneous receipts.....		326122-M	5.1	1.8	1.7	-0.7	-0.8	5.1
Secondary products.....		326122-S1	2.1	-1.3	0.3	-0.3	2.5	0.0
Laminated plastics plate, sheet, and shape mfg.....	32613		2.5	0.1	0.0	0.0	0.8	0.0
Laminated plastics plate, sheet (except packaging), and shape manufacturing.....	326130		2.5	0.1	0.0	0.0	0.8	0.0
Primary products.....		326130-P	2.4	0.2	0.0	0.0	0.7	0.0
Laminated plastics plates, sheet (except packaging), and shapes.....		326130-0	2.4	0.2	0.0	0.0	0.7	0.0
Secondary products and miscellaneous receipts.....		326130-SM						
Secondary products.....		326130-S	-	0.0	0.3	0.2	-	-
Polystyrene foam product mfg.....	32614		-0.5	0.2	-0.1	1.8	0.0	-0.2
Polystyrene foam product manufacturing.....	326140		-0.5	0.2	-0.1	1.9	0.0	-0.2
Primary products.....		326140-P	-2.9	0.2	-0.1	0.0	0.0	-0.2
Packaging, polystyrene foam products.....		326140-2	-2.7	0.2	-0.4	0.1	-0.4	0.0
Polystyrene foam food containers.....		326140-21	-1.3	-0.3	-0.4	0.2	-0.6	-0.3
Polystyrene foam protective shipping pads, shaped cushioning, etc.....		326140-22	-5.3	1.1	-0.4	0.0	0.0	0.6
Building and construction polystyrene foam products.....		326140-3	-8.1	0.4	0.1	0.0	0.0	-0.9
Consumer and institutional polystyrene foam products.....		326140-5	-1.0	-0.4	0.1	-0.1	0.4	-0.2
All other polystyrene foam products incl. transportation application uses.....		326140-9	-0.2	2.6	0.0	0.0	0.0	0.0
Secondary products and miscellaneous receipts.....		326140-SM						
Foam product (ex polystyrene) mfg.....	32615		-1.6	0.1	0.0	0.0	0.0	0.0
Urethane and other foam product mfg.....	326150		-1.6	0.1	0.0	0.0	0.0	0.0
Primary products.....		326150-P	-1.7	0.1	0.0	0.0	0.0	0.0
Packaging polyurethane foam products.....		326150-2	0.0	0.0	0.0	0.0	0.0	0.0
Furniture and furnishings polyurethane foam products.....		326150-4	-4.3	0.0	0.0	0.0	0.0	0.0
Polyurethane foam formed and slab stock for pillows, seating, and cushioning.....		326150-41	-3.6	0.0	0.0	-0.1	0.0	0.0
Consumer and institutional polyurethane foam products.....		326150-5	-	0.0	0.0	0.0	0.0	0.0
All other miscellaneous polyurethane foam products.....		326150-6	0.8	0.0	0.0	0.8	0.1	0.0
Products made of foam other than polystyrene or polyurethane.....		326150-9	0.5	0.5	0.0	0.0	0.0	0.0
Secondary products and miscellaneous receipts.....		326150-SM						
Secondary products.....		326150-S	0.8	0.3	0.0	0.0	0.0	0.0
Plastics bottle mfg.....	32616		0.2	0.8	-0.9	0.2	0.1	0.0
Plastics bottle manufacturing.....	326160		0.2	0.8	-0.9	0.2	0.1	0.0
Primary products.....		326160-P	0.1	0.8	-1.0	0.1	0.0	0.0
Plastics bottles.....		326160-0	0.1	0.8	-1.0	0.1	0.0	0.0
Secondary products and miscellaneous receipts.....		326160-SM						
Other plastics product mfg.....	32619		1.0	0.3	0.0	0.3	0.3	0.0
Plastics plumbing fixture manufacturing.....	326191		2.2	1.1	0.0	0.0	0.0	1.3
Primary products.....		326191-P	2.1	1.2	0.0	0.0	0.0	1.3
Plastics plumbing fixtures.....		326191-0	2.1	1.2	0.0	0.0	0.0	1.3
Secondary products and miscellaneous receipts.....		326191-SM						
Miscellaneous receipts.....		326191-M	2.1	0.8	0.0	0.0	0.0	0.0
All other plastics product manufacturing.....	326199		0.9	0.3	0.0	0.3	0.4	-0.1

See footnotes at end of table.

Table 12. Producer price index percentage changes for the net output of selected industries and their products, not seasonally adjusted — Continued
 [May 2024]

Title ¹	Industry code	Product code	Unadjusted 12-month percent change ²	Unadjusted 1-month percent change ²				
				May 2023 to May 2024 ^P	Dec. to Jan.	Jan. to Feb. ^P	Feb. to Mar. ^P	Mar. to Apr. ^P
All other plastics product manufacturing - Continued								
Primary products.....		326199-P	0.7	0.3	0.0	0.4	0.3	-0.1
All other reinforced and fiberglass plastics products.....		326199-A	1.8	-0.1	0.9	-0.2	0.0	0.0
Consumer/institutional/commercial fabricated plastics products (excl. foam and wire coated).....		326199-C	0.2	0.0	0.2	0.0	0.2	-0.1
Transportation fabricated plastics products (excluding foam and reinforced plastics).....		326199-1	0.2	0.0	0.0	1.2	0.0	0.1
Electrical and electronic fabricated plastics (excluding foam and reinforced plastics).....		326199-2	3.1	0.0	0.0	0.0	0.0	-0.9
Industrial machinery plastics products, excluding foam (incl. gears, bearings, etc.).....		326199-3	0.3	0.0	0.0	0.0	0.0	0.0
Plastics packaging (excluding film, sheet, foam, and bottles).....		326199-4	-2.0	1.1	-0.3	0.5	1.2	-0.7
Building & construction fabricated plastics products (excl foam, plumbing fixtures, hardware).....		326199-8	4.0	0.5	0.0	0.1	0.1	0.1
Secondary products and miscellaneous receipts.....		326199-SM						
Miscellaneous receipts.....		326199-M	1.0	-0.4	0.0	0.0	0.0	0.0
Secondary products.....		326199-S	6.0	0.3	0.3	0.0	1.7	0.1
Rubber product mfg.....	3262		0.1	0.1	0.1	-0.1	0.1	-0.1
Tire mfg.....	32621		-1.0	0.0	0.0	-0.1	0.0	-0.5
Tire manufacturing, except retreading.....	326211		-1.0	0.0	0.0	-0.1	0.0	-0.5
Primary products.....		326211-P	-1.1	0.0	0.0	-0.1	0.0	-0.5
Tread rubber, tire sundries, and repair materials.....		326211-H	-2.7	-2.1	0.0	0.0	0.0	-0.3
Pneumatic tires (including passenger, truck, bus, tractor, industrial, and other tires).....		326211-0	-1.1	0.1	0.0	-0.1	0.0	-0.5
Passenger car pneumatic tires (casings).....		326211-01	-0.5	0.2	0.0	-0.1	0.1	-0.3
Truck and bus (including off-the-highway) pneumatic tires.....		326211-03	-1.9	-0.3	0.2	-0.1	-0.2	-1.2
Secondary products and miscellaneous receipts.....		326211-SM						
Rubber and plastics hose and belting.....	32622		0.8	0.4	0.1	0.4	0.1	0.0
Rubber and plastics hose and belting mfg.....	326220		0.8	0.4	0.1	0.4	0.1	0.0
Primary products.....		326220-P	0.7	0.3	0.1	0.4	0.1	0.0
Rubber and plastics belt and belting mfg.....		326220-D	0.2	1.0	0.0	0.0	0.0	0.0
Rubber and plastics transmission belts and belting (excluding flat).....		326220-D2	0.8	0.7	0.0	0.0	0.0	0.0
Rubber and plastic hose mfg.....		326220-H	1.3	-0.5	0.1	1.0	0.2	0.0
Rubber and plastics hose for on- and off-highway motor vehicles.....		326220-H3	4.5	-1.5	0.0	2.8	0.0	0.0
Industrial rubber and plastics hose without fittings.....		326220-H4	0.0	0.0	0.0	0.0	0.0	0.0
Rubber and plastics water hose (incl. fire, irrigation, etc.).....		326220-H5	-1.8	0.2	0.8	0.0	1.4	0.0
Secondary products and miscellaneous receipts.....		326220-SM						
Other rubber product mfg.....	32629		1.3	0.3	0.2	-0.2	0.2	0.2
Rubber product mfg. for mechanical use.....	326291		2.0	0.2	0.0	0.1	0.0	0.2
Primary products.....		326291-P	1.9	0.1	0.0	0.0	0.0	0.2
Other extruded rubber mechanical goods (excl. auto)(excl. tubing).....		326291-C	7.3	0.0	0.0	0.0	0.0	7.3
Molded rubber mechanical goods, automotive.....		326291-1	1.4	0.0	0.0	0.0	0.0	0.0
Molded rubber mechanical goods, transportation (excluding automotive)/off-highway machinery.....		326291-2	-0.6	-1.1	0.0	0.0	0.0	0.0
Other molded rubber mechanical goods (excluding tubing).....		326291-9	4.9	1.3	0.0	0.0	0.0	0.0
Secondary products and miscellaneous receipts.....		326291-SM						
Secondary products.....		326291-S	2.9	1.5	-0.8	1.6	0.0	0.0
All other rubber product manufacturing.....	326299		0.8	0.3	0.4	-0.4	0.3	0.3
Primary products.....		326299-P	0.8	0.4	0.6	-0.5	0.4	0.3
All other miscellaneous rubber goods.....		326299-B	1.5	1.6	-0.1	0.0	0.0	0.0
Rubber compounds or mixtures for sale or interplant transfer.....		326299-6	-2.4	-0.1	0.0	0.0	0.6	0.0
All other industrial rubber products.....		326299-7	4.5	0.5	1.5	-1.4	0.7	1.0
Secondary products and miscellaneous receipts.....		326299-SM						
Secondary products.....		326299-S	-	0.0	-1.7	0.1	0.1	-0.2
Nonmetallic mineral product manufacturing.....	327		3.9	1.7	0.7	0.6	-0.2	0.0
Clay product and refractory manufacturing.....	3271		1.4	0.6	0.5	0.0	0.0	0.1
Pottery, ceramics, and plumbing fixture mfg.....	32711		0.8	0.0	0.4	0.2	0.1	0.0
Pottery, ceramics, and plumbing fixture mfg.....	327110		0.8	0.0	0.4	0.2	0.1	0.0
Primary products.....		327110-P	0.5	-0.1	0.3	0.2	0.1	0.0
Vitreous china, porcelain, and earthenware (semivitreous) table and kitchenware..		327110-5	-4.1	0.0	0.0	0.0	0.0	0.0
All other pottery products (including china decorated for the trade).....		327110-6	0.0	0.0	0.0	0.0	0.0	0.0
Porcelain, steatite, and other ceramic electrical products.....		327110-7	1.3	-0.4	0.6	0.5	0.1	0.0
Secondary products and miscellaneous receipts.....		327110-SM						

See footnotes at end of table.

Table 12. Producer price index percentage changes for the net output of selected industries and their products, not seasonally adjusted — Continued
 [May 2024]

Title ¹	Industry code	Product code	Unadjusted 12-month percent change ²	Unadjusted 1-month percent change ²				
				May 2023 to May 2024 ^P	Dec. to Jan.	Jan. to Feb. ^P	Feb. to Mar. ^P	Mar. to Apr. ^P
Clay building material and refractories mfg.	32712		1.6	0.8	0.6	-0.1	-0.1	0.1
Clay building material and refractories mfg.	327120		1.6	0.8	0.6	-0.1	-0.1	0.1
Primary products.		327120-P	1.4	0.8	0.6	-0.1	-0.1	0.1
Brick and structural clay tile.		327120-1	4.5	0.8	2.3	0.3	0.4	0.3
Building or common brick.		327120-11	4.4	0.7	2.4	0.3	0.4	0.3
Glazed brick and other brick (paving, floor, and sewer).		327120-12	6.4	5.7	0.0	0.0	0.0	0.0
Clay floor and wall tile, glazed and unglazed (including quarry tile and ceramic mosaic tile).		327120-2	-1.9	0.0	0.9	-1.3	-1.9	0.4
Nonclay refractories (excluding dead-burned magnesia).		327120-6	1.3	1.7	-0.9	0.0	0.2	-0.2
Clay refractories.		327120-7	1.3	0.8	0.0	0.0	0.5	0.0
All other structural clay products, excluding clay refractories.		327120-9	5.6	0.4	0.0	5.0	0.0	0.0
Secondary products and miscellaneous receipts.		327120-SM						
Miscellaneous receipts.		327120-M	1.7	0.9	0.0	0.8	0.0	0.0
Glass and glass product manufacturing.	3272		1.4	1.1	0.0	0.2	-0.5	0.5
Glass and glass product manufacturing.	32721		1.4	1.1	0.0	0.2	-0.5	0.5
Flat glass manufacturing.	327211		-0.3	1.4	0.3	-0.3	-0.3	0.3
Primary products.		327211-P	-0.3	1.4	0.3	-0.3	-0.3	0.3
Flat glass (float, sheet, and plate process), made by flat glass producers.		327211-1	-1.1	1.5	0.4	-0.5	-0.5	0.5
Other glass products, made by flat glass producers.		327211-4	1.3	1.3	0.0	0.0	0.0	0.0
Secondary products and miscellaneous receipts.		327211-SM						
Other pressed and blown glass and glassware.	327212		1.4	-0.2	0.5	-0.2	0.1	1.2
Primary products.		327212-P	1.4	-0.2	0.5	-0.2	0.1	1.3
Glass fiber and machine-made pressed and blown glass and glassware, made by glass producers.		327212-B	1.4	-0.2	0.5	-0.2	0.1	1.3
Handmade pressed and blown glass and glassware, made by glass producers.		327212-9	0.3	0.2	0.0	0.0	0.0	0.0
Secondary and miscellaneous receipts.		327212-SM						
Glass container manufacturing.	327213		0.7	3.6	0.3	0.0	-0.7	0.0
Primary products.		327213-P	0.7	3.6	0.3	0.0	-0.7	0.0
Glass containers (including value of packaging).		327213-0	0.7	3.6	0.3	0.0	-0.7	0.0
Secondary products and miscellaneous receipts.		327213-SM1						
Glass product mfg. made of purchased glass.	327215		2.3	0.5	-0.3	0.5	-0.6	0.5
Primary products.		327215-P	2.3	0.5	-0.3	0.5	-0.6	0.5
Pressed and blown glassware, made from purchased glass.		327215-E	2.4	1.2	0.8	0.5	-0.5	0.1
Other glass products, made from purchased glass.		327215-F	1.5	0.0	0.0	0.2	0.0	0.1
Mirrors (decorated and undecorated), made from purchased glass.		327215-9	4.8	1.4	-2.0	1.3	-2.6	2.1
Secondary products and miscellaneous receipts.		327215-SM						
Secondary products.		327215-S	3.2	3.0	0.0	0.0	0.0	0.0
Cement and concrete product manufacturing.	3273		5.2	1.9	0.8	0.9	-0.3	-0.3
Cement manufacturing.	32731		6.7	3.3	0.1	0.7	0.7	0.1
Cement manufacturing.	327310		6.7	3.3	0.1	0.7	0.7	0.1
Primary products.		327310-P	6.8	3.3	0.1	0.7	0.7	0.1
Cement, hydraulic (including cost of shipping containers).		327310-0	6.8	3.3	0.1	0.7	0.7	0.1
Secondary products and miscellaneous receipts.		327310-SM						
Ready-mix concrete manufacturing.	32732		5.6	2.3	1.0	1.5	-0.5	-0.4
Ready-mix concrete manufacturing.	327320		5.6	2.3	1.0	1.5	-0.5	-0.4
Primary products.		327320-P	5.6	2.3	1.0	1.5	-0.6	-0.4
Northeast region ready-mix concrete.		327320-A	5.2	0.0	4.0	1.0	0.0	0.0
Midwest region ready-mix concrete.		327320-B	11.2	3.9	-0.2	3.4	0.9	0.0
South region ready-mix concrete.		327320-C	5.3	2.5	1.8	1.7	-2.1	-1.2
West region ready-mix concrete.		327320-D	1.6	1.4	-0.2	-0.3	0.4	0.4
Secondary products and miscellaneous receipts.		327320-SM						
Miscellaneous receipts.		327320-M	2.1	1.4	0.0	0.0	0.0	0.0
Secondary products.		327320-S	3.6	3.3	0.0	0.0	0.0	0.1
Concrete pipe, brick, and block manufacturing.	32733		5.7	1.3	0.6	0.4	0.0	0.1
Concrete block and brick manufacturing.	327331		6.0	1.0	0.8	0.5	0.3	0.0
Primary products.		327331-P	6.1	1.0	0.8	0.5	0.3	0.0
Concrete block and brick.		327331-0	6.1	1.0	0.8	0.5	0.3	0.0
Structural concrete block, lightweight units (weighing less than 105 lb/cubic ft.) (dry weight).		327331-01	5.0	2.4	0.5	0.0	0.2	0.0
Structural concrete block, mediumweight units (weighing 105 - 124 lb/cubic ft.) (dry weight).		327331-02	7.3	-0.3	3.6	0.0	0.0	0.2

See footnotes at end of table.

Table 12. Producer price index percentage changes for the net output of selected industries and their products, not seasonally adjusted — Continued
 [May 2024]

Title ¹	Industry code	Product code	Unadjusted 12-month percent change ²	Unadjusted 1-month percent change ²				
				May 2023 to May 2024 ^P	Dec. to Jan.	Jan. to Feb. ^P	Feb. to Mar. ^P	Mar. to Apr. ^P
Concrete block and brick manufacturing - Continued								
Structural concrete block, normalweight units (weighing 125 lb or more/cubic ft.) (dry weight).....		327331-03	10.2	2.2	0.1	0.0	0.1	0.0
Decorative concrete block (including screen, split, slump, shadowal block, etc.).....		327331-04	6.3	2.1	0.3	0.6	0.1	0.0
Concrete pavers (including grid, interlocking, etc.).....		327331-05	5.0	0.0	1.3	1.1	0.3	0.0
Concrete brick.....		327331-06	5.5	0.0	0.4	0.0	0.8	0.0
Secondary products and miscellaneous receipts.....		327331-SM						
Miscellaneous receipts.....		327331-M	4.8	0.0	0.0	2.0	0.0	0.0
Secondary products.....		327331-S	3.3	0.4	0.7	0.3	0.1	0.2
Concrete pipe manufacturing.....	327332		4.9	2.1	0.0	0.0	-0.6	0.2
Primary products.....		327332-P	5.3	2.1	0.0	0.0	-0.6	0.2
Concrete pipe.....		327332-0	5.3	2.1	0.0	0.0	-0.6	0.2
Concrete storm sewer pipe.....		327332-02	8.3	0.6	0.0	0.0	-0.7	0.2
Concrete pipe, except concrete culvert and storm sewer pipe.....		327332-03	3.3	0.2	0.0	0.0	0.0	0.0
Secondary products and miscellaneous receipts.....		327332-SM1						
Other concrete product manufacturing.....	32739		3.9	1.0	0.5	0.0	-0.1	-0.4
Other concrete product manufacturing.....	327390		3.9	1.0	0.5	0.0	-0.1	-0.4
Primary products.....		327390-P	3.2	0.7	0.5	0.0	-0.1	-0.4
Precast concrete products.....		327390-1	3.4	0.9	0.5	0.0	-0.1	-0.2
Precast concrete slabs and tile, roof and floor units.....		327390-11	-0.3	0.0	0.0	0.0	0.0	0.0
Precast concrete architectural wall panels.....		327390-12	0.6	1.5	0.0	0.0	0.0	-3.0
Burial vaults and boxes, precast concrete.....		327390-13	4.2	2.7	0.0	0.7	0.0	0.0
Precast concrete products (excl burial vaults and boxes, slabs and tile, and arch. wall panels).....		327390-14	4.2	0.7	0.7	-0.1	-0.1	0.2
Prestressed concrete products.....		327390-4	1.9	-0.5	0.2	-0.1	-0.2	-1.5
Prestressed concrete products (excl bridge beams and solid and hollow cored slabs and panels).....		327390-43	8.5	0.1	0.0	0.0	0.0	-1.2
Prestressed concrete bridge beams.....		327390-46	-2.5	-0.5	-0.1	-0.3	-0.4	-0.7
Prestressed concrete solid and hollow cored slabs and panels.....		327390-47	-6.7	-2.5	1.9	0.0	0.0	-4.3
Secondary products and miscellaneous receipts.....		327390-SM						
Secondary products.....		327390-S	25.5	8.9	0.0	0.0	0.0	0.0
Lime and gypsum product manufacturing.....	3274		5.8	2.4	2.5	1.4	-0.4	0.3
Lime manufacturing.....	32741		13.3	7.4	3.4	1.1	0.1	0.1
Lime manufacturing.....	327410		13.3	7.4	3.4	1.1	0.1	0.1
Primary products.....		327410-P	13.4	7.4	3.3	1.1	0.2	0.1
Lime.....		327410-0	13.4	7.4	3.3	1.1	0.2	0.1
Secondary products and miscellaneous receipts.....		327410-SM1						
Gypsum product manufacturing.....	32742		2.2	0.0	2.1	1.6	-0.6	0.4
Gypsum product manufacturing.....	327420		2.2	0.0	2.1	1.6	-0.6	0.4
Primary products.....		327420-P	2.2	0.0	2.1	1.6	-0.6	0.4
Gypsum building materials.....		327420-1	2.1	0.0	2.5	1.9	-0.7	0.0
Other gypsum products.....		327420-5	2.7	0.0	0.0	0.0	0.0	2.7
Secondary products and miscellaneous receipts.....		327420-SM						
Other nonmetallic mineral products.....	3279		3.0	1.8	0.6	0.1	0.1	0.4
Abrasive product manufacturing.....	32791		2.9	2.5	-0.1	0.7	-0.7	0.0
Abrasive product manufacturing.....	327910		3.0	2.5	-0.1	0.7	-0.7	0.0
Primary products.....		327910-P	2.7	2.5	-0.1	0.7	-0.7	0.0
Nonmetallic sized grains, powders, and flour abrasives (incl. graded only).....		327910-1	4.6	1.2	0.0	0.0	0.0	0.0
Nonmetallic abrasive products (including diamond abrasives).....		327910-4	7.7	5.5	0.2	0.4	0.1	-0.1
Nonmetallic coated abrasive products and buffing wheels, polishing wheels, and laps.....		327910-7	3.1	1.0	0.2	1.7	0.0	0.0
Secondary products and miscellaneous receipts.....		327910-SM						
Miscellaneous receipts.....		327910-M	2.1	0.5	1.7	0.3	0.0	0.0
All other nonmetallic mineral product mfg.....	32799		3.0	1.6	0.8	0.0	0.3	0.4
Cut stone and stone product manufacturing.....	327991		2.0	1.4	0.6	0.0	0.0	0.0
Primary products.....		327991-P	2.1	1.5	0.7	0.0	0.0	0.0
Dressed dimension granite (including gneiss, syenite, diorite, and cut granite).....		327991-1	2.7	1.9	0.9	0.0	0.0	0.0
Dressed dimension limestone (including dolomite, travertine, calcareous, tufa, & cut limestone).....		327991-4	-	5.4	0.0	0.0	0.0	-
Dressed dimension marble and other stone.....		327991-7	0.5	0.0	0.5	0.0	0.0	0.0
Secondary products and miscellaneous receipts.....		327991-SM						

See footnotes at end of table.

Table 12. Producer price index percentage changes for the net output of selected industries and their products, not seasonally adjusted — Continued
 [May 2024]

Title ¹	Industry code	Product code	Unadjusted 12-month percent change ²	Unadjusted 1-month percent change ²				
				May 2023 to May 2024 ^P	Dec. to Jan.	Jan. to Feb. ^P	Feb. to Mar. ^P	Mar. to Apr. ^P
Cut stone and stone product manufacturing - Continued								
Secondary products.....		327991-S	-2.3	0.0	0.0	0.0	0.0	0.0
Ground or treated mineral and earths manufacturing.....	327992		2.7	0.2	0.2	-0.3	1.6	0.1
Primary products.....		327992-P	2.8	0.2	0.2	-0.3	1.6	0.2
Ground or treated minerals and earths.....		327992-0	2.8	0.2	0.2	-0.3	1.6	0.2
Treated lightweight aggregate and crushed slag, minerals and earths.....		327992-04	3.1	0.0	-0.5	-0.5	2.6	0.3
Other minerals or earths, treated.....		327992-06	2.2	0.0	1.0	-0.3	0.9	0.0
Secondary products and miscellaneous receipts.....		327992-SM						
Mineral wool manufacturing.....	327993		3.8	1.9	1.8	0.3	0.0	0.8
Primary products.....		327993-P	3.8	1.9	1.8	0.3	0.0	0.8
Mineral wool for thermal and acoustical envelope insulation.....		327993-1	2.5	0.4	2.2	1.0	-0.3	0.9
Mineral wool for industrial, equipment, and appliance insulation.....		327993-4	5.7	4.0	1.3	-0.7	0.5	0.8
Secondary products and miscellaneous receipts.....		327993-SM						
Miscellaneous nonmetallic mineral products manufacturing.....	327999		3.5	2.7	0.0	-0.2	0.0	0.6
Primary products.....		327999-P	3.5	2.8	0.0	-0.2	0.0	0.5
All other nonmetallic mineral products.....		327999-0	3.5	2.8	0.0	-0.2	0.0	0.5
Other nonmetallic mineral products.....		327999-09	0.2	0.5	0.0	-0.5	0.0	0.1
Secondary products and miscellaneous receipts.....		327999-SM						
Primary metal mfg.....	331		-7.1	3.2	2.2	-4.2	-0.7	1.9
Iron & steel mills & ferroalloy mfg.....	3311		-15.4	6.4	4.6	-8.7	-2.7	1.3
Iron & steel mills & ferroalloy mfg.....	33111		-15.4	6.4	4.6	-8.7	-2.7	1.3
Iron and steel mills and ferroalloy mfg.....	331110		-15.4	6.4	4.6	-8.7	-2.7	1.3
Primary products.....		331110-P	-16.0	6.9	5.0	-9.3	-2.9	1.4
Steel ingots and semifinished products.....		331110-3	-11.2	1.2	-0.7	-2.5	-0.8	0.4
Ferroalloys and related products.....		331110-6	-	-4.7	-1.6	-2.6	-0.1	-0.1
Hot rolled steel bars, plates, and structural shapes.....		331110-7	-8.1	0.2	2.4	0.3	-1.5	-1.6
Hot rolled steel bars, plates, and structural shapes, carbon.....		331110-71	-8.0	0.1	2.8	0.4	-1.5	-1.8
Hot rolled steel bars, plates, and structural shapes, alloy.....		331110-76	-	-	-2.0	-0.6	-	-
Secondary products and miscellaneous receipts.....		331110-SM						
Steel product mfg from purchased steel.....	3312		-12.5	1.8	0.3	-3.4	-1.7	-0.9
Iron & steel pipe and tube mfg from purchased steel.....	33121		-12.0	2.3	1.2	-2.8	-1.9	-0.1
Iron and steel pipe and tube manufacturing from purchased steel.....	331210		-12.0	2.3	1.2	-2.8	-1.9	-0.1
Primary products.....		331210-P	-12.3	2.3	1.3	-2.7	-1.9	-0.1
Iron and steel pipes and tubes, from purchased iron and steel.....		331210-0	-12.3	2.3	1.3	-2.7	-1.9	-0.1
Pipe and tube, carbon.....		331210-02	-13.9	3.2	1.6	-3.3	-3.0	0.1
Pipe and tube, alloy.....		331210-03	-	-0.4	-	-	-	-
Pipe and tube, stainless.....		331210-04	-8.3	0.1	-0.1	-0.2	0.6	-0.9
Secondary products and miscellaneous receipts.....		331210-SM1						
Rolling & drawing of purchased steel.....	33122		-13.1	1.3	-0.7	-3.9	-1.4	-1.8
Rolled steel shape mfg.....	331221		-15.9	2.4	-1.5	-6.8	-2.3	-3.0
Primary products.....		331221-P	-18.1	2.4	-1.7	-7.2	-2.3	-3.1
Cold rolled steel sheet and strip, made from purchased steel.....		331221-1	-23.1	2.1	-2.5	-10.5	-2.4	-4.4
Cold finished steel bars and bar shapes, made from purchased steel.....		331221-3	-7.2	3.0	0.0	-0.4	-2.2	-0.9
Secondary products and miscellaneous receipts.....		331221-SM						
Steel wire drawing.....	331222		-10.2	0.0	0.3	-0.8	-0.5	-0.6
Primary products.....		331222-P	-10.5	0.0	0.4	-0.8	-0.6	-0.6
Steel wire, including galvanized and other coated wire.....		331222-5	-9.7	0.0	0.2	-1.2	-0.5	-0.5
Carbon steel wire.....		331222-5A	-8.7	-0.3	0.3	-0.3	-0.1	-0.8
Secondary products and miscellaneous receipts.....		331222-SM						
Miscellaneous receipts.....		331222-M	-19.1	-0.5	-14.1	0.0	0.0	1.0
Alumina & aluminum production & processing.....	3313		-1.2	-0.5	0.2	-0.4	0.9	4.1
Alumina & aluminum production & processing.....	33131		-1.2	-0.5	0.2	-0.4	0.9	4.1
Secondary smelting and alloying of aluminum.....	331314		-5.2	-0.9	0.2	0.3	0.6	4.3
Primary products.....		331314-P	-5.2	-1.0	0.2	0.3	0.6	4.4
Aluminum ingot, including billet, made by secondary smelters.....		331314-2	-5.9	-1.1	0.2	0.4	0.7	4.9
Aluminum and aluminum-base alloys powders, paste, and flakes.....		331314-5	2.6	-0.2	-0.3	0.0	0.0	0.4
Secondary products and miscellaneous receipts.....		331314-SM						
Aluminum sheet, plate, and foil mfg.....	331315		1.2	-1.2	0.4	-0.6	0.8	5.9
Primary products.....		331315-P	1.4	-1.2	0.5	-0.6	0.8	6.1

See footnotes at end of table.

Table 12. Producer price index percentage changes for the net output of selected industries and their products, not seasonally adjusted — Continued
 [May 2024]

Title ¹	Industry code	Product code	Unadjusted 12-month percent change ²	Unadjusted 1-month percent change ²					
				May 2023 to May 2024 ^P	Dec. to Jan.	Jan. to Feb. ^P	Feb. to Mar. ^P	Mar. to Apr. ^P	Apr. to May ^P
Aluminum sheet, plate, and foil mfg - Continued									
Aluminum sheet, plate, and foil.....		331315-0	1.4	-1.2	0.5	-0.6	0.8	6.1	
Secondary products and miscellaneous receipts.....		331315-SM2							
Other aluminum rolling, drawing, and extruding.....	331318		-3.4	-0.3	-0.2	-0.4	0.3	2.4	
Primary products.....		331318-P	-3.1	-0.2	-0.2	-0.3	0.3	2.4	
Other extruded aluminum shapes, including rod, bar, and wire.....		331318-0	-3.1	-0.2	-0.2	-0.3	0.3	2.4	
Secondary products and miscellaneous receipts.....		331318-SM							
Nonferrous (exc alum) production & processing.....	3314		9.9	0.9	0.2	1.8	3.3	5.0	
Nonferrous metal (except aluminum) smelting and refining.....	33141		—	-0.2	1.6	1.2	1.4	—	
Nonferrous metal (except aluminum) smelting and refining.....	331410		—	-0.2	1.6	1.2	1.4	—	
Primary products.....		331410-P	—	-0.2	1.6	1.2	1.4	—	
Primary smelting and refining of copper.....		331410-1	—	-0.2	—	—	—	—	
Secondary products and miscellaneous receipts.....		331410-SM1							
Copper rolling/drawing/extruding & alloying.....	33142		13.3	0.6	0.0	1.7	4.5	7.0	
Copper rolling, drawing, extruding, and alloying.....	331420		13.3	0.6	0.0	1.7	4.5	7.0	
Primary products.....		331420-P	14.3	0.7	0.0	1.8	4.8	7.2	
Copper wire and cable.....		331420-A	19.5	0.5	0.1	1.8	5.5	10.1	
Copper and copper alloy mill shapes, except wire and cable.....		331420-B	9.6	0.8	-0.2	1.8	4.4	4.5	
Secondary products and miscellaneous receipts.....		331420-SM							
Miscellaneous receipts.....		331420-M	—	0.1	0.5	—	—	—	
Other nonferrous roll/draw/extruding/alloying.....	33149		5.2	1.8	0.0	2.1	2.6	1.0	
Nonferrous metal (except copper and aluminum) rolling, drawing, and extruding.....	331491		2.2	1.2	0.9	-0.1	2.2	0.2	
Primary products.....		331491-P	2.1	1.3	0.9	-0.1	2.2	0.2	
All other nonferrous metal mill shapes.....		331491-D	13.4	8.9	2.3	-0.4	2.7	-0.1	
Nickel and nickel-base alloy mill shapes.....		331491-2	-9.8	-4.2	2.9	-0.2	0.3	0.1	
Titanium and titanium-base alloy mill shapes.....		331491-3	2.8	-0.2	0.7	0.0	0.3	0.6	
Secondary products and miscellaneous receipts.....		331491-SM							
Secondary products.....		331491-S	-3.3	0.0	0.2	-0.6	-0.1	0.0	
Secondary smelting, refining, and alloying of nonferrous metal (except copper and aluminum).....	331492		7.7	2.2	-0.7	4.0	2.9	1.7	
Primary products.....		331492-P	7.6	1.9	-1.5	4.2	3.1	1.8	
All other miscellaneous secondary nonferrous metals, including secondary lead and zinc.....		331492-B	1.3	0.2	-2.8	1.5	0.9	5.5	
Nonferrous metal powders, paste, and flakes (excluding aluminum and copper).....		331492-1	—	—	-0.2	1.7	0.7	0.4	
Secondary products and miscellaneous receipts.....		331492-SM							
Foundries.....	3315		2.0	0.6	0.4	0.0	0.0	0.5	
Ferrous metal foundries.....	33151		1.3	0.6	0.1	-0.1	-0.4	0.0	
Iron foundries.....	331511		2.7	1.5	0.1	-0.2	-0.2	0.0	
Primary products.....		331511-P	2.9	1.4	0.1	-0.2	-0.2	0.0	
Cast iron pressure and soil pipe and fittings, all sizes.....		331511-B	—	4.6	0.0	0.0	0.0	0.2	
Standard and pearlitic malleable iron castings.....		331511-T	—	1.5	0.0	0.0	-0.6	-0.5	
Other ductile iron castings.....		331511-3	-0.4	0.8	0.2	-0.5	-0.4	-0.1	
Other gray iron castings (including molds and stools for heavy steel ingots).....		331511-9	1.5	2.0	0.1	0.0	0.1	0.0	
Secondary products and miscellaneous receipts.....		331511-SM							
Steel investment foundries.....	331512		-3.7	0.0	0.0	0.0	-1.1	-0.2	
Primary products.....		331512-P	-3.7	0.0	0.0	0.0	-1.1	-0.2	
Steel investment castings.....		331512-0	-3.7	0.0	0.0	0.0	-1.1	-0.2	
Secondary products and miscellaneous receipts.....		331512-SM							
Secondary products.....		331512-S	1.7	1.9	0.0	0.0	0.0	0.0	
Steel foundries, except investment.....	331513		3.3	-1.1	0.2	0.0	0.0	0.1	
Primary products.....		331513-P	3.2	-1.1	0.2	0.0	0.0	0.1	
Carbon steel castings, except investment.....		331513-1	5.0	0.4	0.2	0.0	0.0	0.3	
Alloy steel castings, excluding investment.....		331513-4	2.6	-1.6	0.1	0.0	0.0	0.0	
High alloy steel castings, except investment.....		331513-41	—	-0.2	0.2	0.0	0.0	—	
Other alloy steel castings, except investment.....		331513-43	5.8	-3.9	0.0	0.0	0.0	0.0	
Secondary products and miscellaneous receipts.....		331513-SM							
Nonferrous metal foundries.....	33152		3.1	0.7	0.8	0.2	0.5	1.2	
Nonferrous metal die-casting foundries.....	331523		-0.8	-0.6	0.1	0.0	0.1	0.8	
Primary products.....		331523-P	-0.9	-0.6	0.1	0.0	0.1	0.8	
Aluminum die-castings.....		331523-1	-0.9	-0.6	0.2	0.0	0.1	0.6	

See footnotes at end of table.

Table 12. Producer price index percentage changes for the net output of selected industries and their products, not seasonally adjusted — Continued
 [May 2024]

Title ¹	Industry code	Product code	Unadjusted 12-month percent change ²	Unadjusted 1-month percent change ²				
				May 2023 to May 2024 ^P	Dec. to Jan.	Jan. to Feb. ^P	Feb. to Mar. ^P	Mar. to Apr. ^P
Nonferrous metal die-casting foundries - Continued								
Nonferrous (except aluminum) die-castings.....		331523-3	-0.8	-0.6	-0.6	-0.2	0.0	1.3
Secondary products and miscellaneous receipts.....		331523-SM						
Secondary products.....		331523-S	-	0.0	0.0	0.0	-	-
Aluminum foundries, except die-casting.....	331524		6.1	2.1	1.7	0.4	0.0	0.6
Primary products.....		331524-P	6.1	2.1	2.0	0.5	0.1	0.7
Aluminum castings, excluding die-castings.....		331524-0	6.1	2.1	2.0	0.5	0.1	0.7
Secondary products and miscellaneous receipts.....		331524-SM						
Secondary products.....		331524-S1	6.1	1.8	0.0	0.0	0.0	0.0
Other nonferrous metal foundries, except die-casting.....	331529		9.6	2.3	1.5	0.5	1.9	2.9
Primary products.....		331529-P	10.3	2.4	1.6	0.6	1.9	3.0
Copper foundries (excluding die-casting).....		331529-5	8.4	-0.1	0.2	1.1	3.9	5.8
Secondary products and miscellaneous receipts.....		331529-SM						
Fabricated metal product mfg.....	332		2.0	0.7	0.1	0.1	0.2	0.2
Forging & stamping.....	3321		0.6	1.8	0.3	0.4	0.2	-0.1
Forging & stamping.....	33211		0.6	1.8	0.3	0.4	0.2	-0.1
Iron and steel forging.....	332111		0.8	1.4	1.7	1.5	0.0	-0.6
Primary products.....		332111-P	0.3	1.1	1.8	1.6	0.0	-0.6
Hot impression die impact, press and upset steel forgings.....		332111-1	1.6	1.6	2.6	2.3	0.0	-0.7
Hot impression die impact, press and upset carbon steel forgings.....		332111-11	-	4.2	-	-	-	-
Hot impression die impact, press and upset alloy steel forgings.....		332111-12	-4.4	-0.7	0.6	-0.1	0.0	-1.0
Secondary products and miscellaneous receipts.....		332111-SM						
Nonferrous forging.....	332112		5.3	0.2	0.5	0.9	0.0	-0.1
Primary products.....		332112-P	5.5	0.2	0.5	0.9	0.0	-0.1
Hot impression die impact, press and upset nonferrous forgings.....		332112-4	6.2	0.2	0.6	1.0	-0.1	-0.1
Hot impression die impact, press, and upset aluminum and aluminum alloy forgings.....		332112-41	2.9	-0.4	-0.1	1.5	-0.1	-0.2
Hot impression die impact, press, and upset titanium and titanium alloy forgings.....		332112-42	5.2	0.0	2.0	0.0	0.0	0.0
Other nonferrous hot impression die impact, press, and upset forgings.....		332112-43	40.1	4.7	0.0	1.2	0.0	0.0
Secondary products and miscellaneous receipts.....		332112-SM						
Custom roll forming.....	332114		-4.5	3.0	-0.1	0.0	0.0	0.0
Primary products.....		332114-P	-5.1	3.5	-0.1	0.0	0.0	0.0
Custom roll formed products (steel, aluminum and other metal).....		332114-0	-5.1	3.5	-0.1	0.0	0.0	0.0
Secondary products and miscellaneous receipts.....		332114-SM						
Powder metallurgy part mfg.....	332117		0.8	1.4	0.2	0.0	0.1	0.0
Primary products.....		332117-P	0.8	1.4	0.2	0.0	0.1	0.0
Powder metallurgy parts.....		332117-0	0.8	1.4	0.2	0.0	0.1	0.0
Other metal stamping, except automotive.....	332119		3.1	1.7	-0.3	0.0	0.4	0.1
Primary products.....		332119-P	3.8	1.3	-0.1	0.4	0.2	0.1
Metal job stampings, except automotive.....		332119-3	5.6	1.8	-0.3	0.8	0.1	0.2
Motor and generator metal job stampings.....		332119-32	-	1.0	-	-	-	-
Other metal job stampings.....		332119-33	2.7	1.9	-0.2	0.9	0.2	0.0
Other metal stampings, n.e.c., incl. stamped and pressed metal, and crowns and closures.....		332119-9	-	-	0.0	-0.2	0.3	0.0
Secondary products and miscellaneous receipts.....		332119-SM						
Miscellaneous receipts.....		332119-M	-	-	-	-2.8	-0.1	0.4
Secondary products.....		332119-S	-	-	-	0.0	6.7	0.0
Cutlery & handtool mfg.....	3322		2.9	1.1	-0.1	-0.1	0.4	0.4
Cutlery & handtool mfg.....	33221		2.9	1.1	-0.1	-0.1	0.4	0.4
Metal cookware, cutlery, and flatware mfg.....	332215		0.8	0.1	0.0	-0.4	1.0	0.0
Primary products.....		332215-P	0.7	0.1	0.0	-0.4	1.0	0.0
Cutlery, scissors, shears, trimmers, and snips.....		332215-2	0.7	0.3	0.0	-3.8	4.6	0.0
Secondary products and miscellaneous receipts.....		332215-SM						
Miscellaneous receipts.....		332215-M	4.9	0.0	0.0	-1.6	6.0	0.0
Secondary products.....		332215-S	1.9	0.0	0.0	0.0	0.0	0.0
Saw blade, handsaw, and hand and edge tool mfg.....	332216		3.9	1.6	-0.2	0.1	0.2	0.6
Primary products.....		332216-P	3.7	1.8	-0.2	0.1	0.2	0.3
Edge tools, hand-operated.....		332216-4	0.3	0.3	0.0	0.0	0.0	0.0
All other miscellaneous hand tools, except handsaws.....		332216-7	-0.6	0.0	-0.8	0.0	0.0	0.3
Secondary products and miscellaneous receipts.....		332216-SM						

See footnotes at end of table.

Table 12. Producer price index percentage changes for the net output of selected industries and their products, not seasonally adjusted — Continued
 [May 2024]

Title ¹	Industry code	Product code	Unadjusted 12-month percent change ²	Unadjusted 1-month percent change ²				
				May 2023 to May 2024 ^P	Dec. to Jan.	Jan. to Feb. ^P	Feb. to Mar. ^P	Mar. to Apr. ^P
Saw blade, handsaw, and hand and edge tool mfg - Continued								
Miscellaneous receipts.....		332216-M	-0.4	-1.2	0.0	0.0	0.0	0.0
Secondary products.....		332216-S	7.8	0.1	0.0	0.0	0.0	7.2
Architectural & structural metals mfg.....	3323		1.9	0.3	-0.2	0.0	0.2	0.3
Plate work & fabricated structural prod mfg.....	33231		1.1	0.5	-0.9	-0.4	-0.3	0.0
Prefabricated metal buildings and components mfg.....	332311		2.3	0.4	0.2	0.5	-0.7	-0.2
Primary products.....		332311-P	2.4	0.5	0.1	0.7	-0.6	-0.2
Prefabricated metal bldg & component systems (excl. farm service bldgs, resid. bldgs, & parts).....		332311-1	1.2	0.5	0.0	1.0	-1.0	-0.2
Other prefabricated and portable metal buildings and parts.....		332311-3	5.9	0.4	0.5	-0.4	0.3	-0.3
Secondary products and miscellaneous receipts.....		332311-SM						
Fabricated structural metal mfg.....	332312		0.9	0.6	-1.5	-0.6	-0.3	0.0
Primary products.....		332312-P	0.6	0.5	-1.6	-0.7	-0.3	0.0
Fabricated structural metal bar joists and concrete reinforcing bars.....		332312-1	0.1	1.5	-2.3	-1.4	-0.7	0.0
Fabricated structural iron and steel for industrial buildings metal bar joists, short span.....		332312-11	7.1	7.6	-0.4	0.0	0.0	0.0
Fabricated structural iron & steel for commercial, residential, institutional, & public bldgs.....		332312-12	-1.7	0.0	-2.8	-1.7	-0.9	0.0
Other fabricated structural metal.....		332312-5	0.8	0.0	-0.7	0.0	-0.2	-0.2
Fabricated structural metal for bridges.....		332312-6	3.1	-3.2	-3.4	-0.2	2.7	3.2
Secondary products and miscellaneous receipts.....		332312-SM						
Plate work mfg.....	332313		0.7	0.0	0.5	0.0	0.0	0.1
Primary products.....		332313-P	0.0	0.0	0.0	0.0	0.0	0.0
Fabricated plate work (stacks and weldments).....		332313-0	0.0	0.0	0.0	0.0	0.0	0.0
Secondary products and miscellaneous receipts.....		332313-SM1						
Ornamental & architectural metal prod mfg.....	33232		2.8	0.1	0.6	0.4	0.8	0.6
Metal window and door mfg.....	332321		0.6	0.0	0.1	0.0	0.0	0.0
Primary products.....		332321-P	0.6	0.0	0.0	0.0	0.0	0.0
Metal molding and trim and store fronts.....		332321-B	-0.1	0.0	0.0	0.0	0.0	0.0
Metal windows (except storm sash).....		332321-D	-0.3	0.0	0.1	0.0	0.0	0.2
Metal doors (except storm doors).....		332321-1	0.9	0.0	0.0	0.0	0.0	0.0
Metal window and door screens (except combination screens) and metal weather strip.....		332321-9	-0.1	0.0	0.0	0.0	0.0	0.0
Secondary products and miscellaneous receipts.....		332321-SM						
Secondary products.....		332321-S	1.0	0.0	0.4	0.0	0.0	0.1
Sheet metal work mfg.....	332322		1.8	0.1	0.7	0.7	-0.1	-0.1
Primary products.....		332322-P	1.9	0.0	0.8	0.6	-0.1	-0.1
Sheet metal electronic enclosures.....		332322-C	3.3	0.1	-0.1	0.8	-0.1	0.0
Steel sheet metal computer & peripheral equipment enclosures.....		332322-C1	3.0	0.2	-0.1	0.0	-0.1	0.0
Aluminum sheet metal computer & peripheral equipment enclosures.....		332322-C2	6.9	0.0	0.0	0.2	0.0	0.0
Other sheet metal electronic enclosures (excluding computers).....		332322-C3	2.4	-0.1	0.0	1.9	-0.1	0.0
Other sheet metal work.....		332322-G	3.0	-0.1	2.2	1.5	-0.2	0.0
Aluminum and other sheet metal work.....		332322-G3	-2.3	-0.2	0.8	0.3	-0.3	-0.1
Sheet metal air-conditioning ducts and stove pipe.....		332322-1	-1.3	0.0	0.0	-0.4	0.0	0.0
Sheet metal roofing and roof drainage equipment.....		332322-7	0.8	0.7	-0.7	0.0	0.0	-0.8
Secondary products and miscellaneous receipts.....		332322-SM						
Secondary products.....		332322-S	1.9	0.0	0.0	1.5	0.0	0.0
Ornamental and architectural metal work mfg.....	332323		8.2	0.1	1.2	0.2	3.9	3.0
Primary products.....		332323-P	8.4	0.1	1.2	0.2	4.0	3.1
Ornamental and architectural metal work.....		332323-8	15.9	0.1	0.1	0.0	7.7	8.0
Iron, steel, and aluminum stairs, staircases, and fire escapes.....		332323-81	-	0.0	0.0	0.0	-	-
Steel and aluminum fences, gates (not wire), and railings and window guards.....		332323-82	6.0	0.1	0.4	0.1	2.7	3.5
Other architectural and ornamental work.....		332323-9	2.6	0.2	1.5	0.5	0.2	0.2
Other aluminum and metal architectural and ornamental work.....		332323-91	1.3	0.1	0.0	1.2	0.0	0.0
Secondary products and miscellaneous receipts.....		332323-SM						
Secondary products.....		332323-S	-0.4	0.2	1.1	0.1	-0.1	-0.3
Boiler, tank & shipping container mfg.....	3324		0.7	1.0	0.1	-0.2	-0.1	0.6
Power boiler & heat exchanger mfg.....	33241		6.8	2.4	0.1	0.0	0.0	1.3
Power boiler and heat exchanger mfg.....	332410		6.8	2.4	0.1	0.0	0.0	1.3
Primary products.....		332410-P	7.0	2.6	0.1	0.0	0.0	1.4
Fabricated heat exchangers and steam condensers (excluding nuclear applications).....		332410-1	1.9	0.0	0.1	0.1	0.0	1.3

See footnotes at end of table.

Table 12. Producer price index percentage changes for the net output of selected industries and their products, not seasonally adjusted — Continued
 [May 2024]

Title ¹	Industry code	Product code	Unadjusted 12-month percent change ²	Unadjusted 1-month percent change ²				
				May 2023 to May 2024 ^P	Dec. to Jan.	Jan. to Feb. ^P	Feb. to Mar. ^P	Mar. to Apr. ^P
Power boiler and heat exchanger mfg - Continued								
Secondary products and miscellaneous receipts.....		332410-SM						
Secondary products.....		332410-S	-	-0.1	0.5	-0.1	0.3	-
Metal tank (heavy gauge) mfg.....	33242		3.2	1.0	0.0	0.0	-0.2	0.7
Metal tanks, heavy gauge, mfg.....	332420		3.2	1.0	0.0	0.0	-0.2	0.7
Primary products.....		332420-P	3.2	1.1	0.0	0.0	-0.2	0.5
Metal tanks, heavy gauge.....		332420-0	3.2	1.1	0.0	0.0	-0.2	0.5
Secondary products and miscellaneous receipts.....		332420-SM						
Light gauge metal container mfg.....	33243		-3.0	0.4	0.1	-0.3	-0.1	0.2
Metal can mfg.....	332431		-3.8	0.5	0.0	-0.4	-0.2	-0.1
Primary products.....		332431-P	-3.8	0.5	0.0	-0.4	-0.2	-0.1
Steel cans and tinware products.....		332431-1	-2.3	-0.4	0.0	-1.1	0.2	-0.2
Aluminum cans (including lids, ends, and parts shipped separately).....		332431-3	-4.9	1.0	0.0	0.0	-0.4	0.0
Secondary products and miscellaneous receipts.....		332431-SM						
Other metal container mfg.....	332439		0.1	0.2	0.7	0.0	0.0	1.3
Primary products.....		332439-P	1.1	0.2	1.2	0.0	0.0	1.5
Steel shipping barrels & drums, exc. beer barrels (more than 12-gallon capacity).....		332439-3	4.7	0.0	5.2	0.0	0.0	3.8
All other metal containers.....		332439-6	-1.4	0.5	-0.9	0.0	0.0	0.0
Secondary products and miscellaneous receipts.....		332439-SM						
Secondary products.....		332439-S	-8.0	0.4	-4.0	0.0	0.0	0.0
Hardware mfg.....	3325		-1.3	-0.6	1.0	-0.8	-0.1	0.0
Hardware mfg.....	33251		-1.3	-0.6	1.0	-0.8	-0.1	0.0
Hardware mfg.....	332510		-1.3	-0.6	1.0	-0.8	-0.1	0.0
Primary products.....		332510-P	-1.3	-0.6	1.0	-0.8	-0.1	0.0
All other miscellaneous hardware.....		332510-A	-7.9	-0.1	2.3	-7.7	0.1	-0.5
Furniture hardware (excluding cabinet hardware).....		332510-2	-0.8	-0.1	-0.4	0.0	0.3	0.0
Builders' hardware, including fabricated metal safe and vault locks, & cabinet hardware.....		332510-4	-0.9	-1.1	1.5	0.0	0.0	0.0
Secondary products and miscellaneous receipts.....		332510-SM						
Miscellaneous receipts.....		332510-M	0.7	0.0	3.7	-0.2	0.0	0.8
Secondary products.....		332510-S	-1.7	0.0	-0.1	0.2	0.1	0.0
Spring & wire product mfg.....	3326		-0.9	0.3	0.0	-0.3	-0.1	0.1
Spring & wire product mfg.....	33261		-0.9	0.3	0.0	-0.3	-0.1	0.1
Spring mfg.....	332613		0.4	0.6	0.1	-0.3	0.0	0.2
Primary products.....		332613-P	0.4	0.6	0.0	-0.2	0.0	0.2
Cold formed steel springs, except wire.....		332613-3	1.4	0.1	0.2	0.5	0.1	0.3
Precision mechanical wire springs.....		332613-5	-0.1	-0.2	0.0	0.0	-0.4	0.0
Precision mechanical extension- and torsion-type wire springs.....		332613-51	-1.1	-0.3	0.0	0.0	-1.0	0.0
Precision mechanical compression-type wire springs.....		332613-52	0.6	-0.2	0.0	0.0	0.0	0.0
Secondary products and miscellaneous receipts.....		332613-SM						
Secondary products.....		332613-S	-1.2	0.0	0.2	-1.9	0.0	0.0
Other fabricated wire product mfg.....	332618		-2.2	0.0	-0.1	-0.4	-0.2	0.0
Primary products.....		332618-P	-2.1	0.0	-0.1	-0.3	0.1	0.0
Other ferrous wire products, excluding springs, made from purchased wire.....		332618-B	-0.2	0.6	0.0	0.6	0.0	0.0
Other fabricated wire products, made from purchased wire.....		332618-2	-4.6	0.1	0.0	-0.9	0.0	0.0
Ferrous wire cloth and other ferrous woven wire products, made from purchased wire.....		332618-3	0.2	0.0	0.0	0.0	0.8	0.0
Steel fencing and fence gates, made from purchased wire.....		332618-7	-3.4	-1.0	-1.0	-0.1	0.0	-0.2
Secondary products and miscellaneous receipts.....		332618-SM						
Secondary products.....		332618-S	1.6	0.4	0.5	0.2	-0.2	0.1
Mach shops, turn prod, screw, nut, bolt mfg.....	3327		1.5	0.4	0.7	0.3	-0.2	0.1
Machine shops.....	33271		1.2	0.1	0.9	0.1	0.0	0.2
Machine shops.....	332710		1.2	0.1	0.9	0.1	0.0	0.2
Primary products.....		332710-P	1.3	0.2	1.0	0.1	0.0	0.2
Machine shop job work and job order repairs.....		332710-0	1.3	0.2	1.0	0.1	0.0	0.2
Secondary products and miscellaneous receipts.....		332710-SM						
Turned product & screw, nut & bolt mfg.....	33272		1.9	0.6	0.5	0.5	-0.3	0.0
Precision turned product mfg.....	332721		-1.6	-0.1	-0.3	0.0	0.0	0.2
Primary products.....		332721-P	-1.7	-0.1	-0.4	0.0	-0.1	0.2
Precision turned products, automotive.....		332721-1	0.5	0.0	0.0	0.0	0.0	0.0

See footnotes at end of table.

Table 12. Producer price index percentage changes for the net output of selected industries and their products, not seasonally adjusted — Continued
 [May 2024]

Title ¹	Industry code	Product code	Unadjusted 12-month percent change ²	Unadjusted 1-month percent change ²					
				May 2023 to May 2024 ^P	Dec. to Jan.	Jan. to Feb. ^P	Feb. to Mar. ^P	Mar. to Apr. ^P	Apr. to May ^P
Precision turned product mfg - Continued									
Precision turned products, except automotive		332721-3	-2.5	-0.1	-0.5	0.0	-0.1	0.2	
Secondary products and miscellaneous receipts		332721-SM							
Bolt, nut, screw, rivet, and washer mfg.	332722		7.1	1.6	1.7	1.1	-0.7	-0.3	
Primary products		332722-P	7.4	1.7	1.8	1.2	-0.8	-0.3	
Nonthreaded metal fasteners (except aircraft types)		332722-B	2.4	1.0	-0.2	0.0	0.0	0.0	
Aircraft fasteners, except plastics (including aerospace)		332722-1	24.3	5.6	5.8	0.0	5.0	0.0	
Externally threaded metal fasteners (except aircraft types)		332722-3	-3.1	-0.3	0.0	2.7	-5.5	-0.7	
Hex bolts, including heavy, tap-and-joint (excluding high-strength structural & aircraft types)		332722-3122	5.3	-1.7	0.0	2.4	1.0	0.5	
Other metal bolts, including square, round, plow, high-strength structural, & bent bolts		332722-3133	-10.5	-0.1	0.0	6.5	-13.9	-2.0	
Cap, set, machine, lag, flange, and self-locking screws (except aircraft types) ..		332722-3144	-0.7	0.6	0.2	-0.3	-0.1	0.0	
Other externally threaded metal fasteners, including studs (except aircraft types)		332722-3199	-	-0.7	0.0	0.0	0.0	0.0	
Internally threaded fasteners (except aircraft types)		332722-5	2.1	1.4	0.0	0.4	0.0	0.0	
Secondary products and miscellaneous receipts		332722-SM							
Miscellaneous receipts		332722-M	1.0	-0.4	0.0	0.0	0.8	0.0	
Coating/engrave/heat treating & other activity	3328		5.0	2.1	0.1	0.3	0.7	-0.8	
Coating/engrave/heat treating & other activity	33281		5.0	2.1	0.1	0.3	0.7	-0.8	
Metal heat treating	332811		18.6	5.2	0.4	1.0	3.4	-2.2	
Primary products		332811-P	13.8	4.6	0.4	1.0	2.6	-2.2	
Heat treating of metal for the trade (pickling, annealing, etc.)		332811-0	13.8	4.6	0.4	1.0	2.6	-2.2	
Secondary products and miscellaneous receipts		332811-SM							
Metal coating and nonprecious engraving	332812		0.6	1.6	0.0	0.2	-0.4	-0.3	
Primary products		332812-P	0.2	1.7	0.0	0.2	-0.9	-0.4	
Metal coating, engraving, and allied services		332812-0	0.2	1.7	0.0	0.2	-0.9	-0.4	
Secondary products and miscellaneous receipts		332812-SM							
Electroplating, anodizing and coloring metal	332813		1.6	0.4	-0.1	0.0	0.1	-0.1	
Primary products		332813-P	0.9	0.2	-0.2	0.0	0.0	0.0	
Electroplating, plating, polishing, anodizing and coloring metal		332813-0	0.9	0.2	-0.2	0.0	0.0	0.0	
Secondary products and miscellaneous receipts		332813-SM							
Other fabricated metal product mfg.	3329		3.2	0.6	0.1	0.4	0.5	0.1	
Metal valve mfg.	33291		2.9	-0.1	0.3	0.6	1.0	0.3	
Industrial valve mfg.	332911		2.6	-1.0	0.4	0.7	0.2	0.0	
Primary products		332911-P	2.6	-1.2	0.4	0.7	0.2	0.0	
Automatic regulating and control valves and parts (except nuclear), power operated		332911-F	6.0	0.1	0.0	0.9	0.0	0.0	
Industrial valves for water works and municipal equipment (IBBM, AWWA, and UL)		332911-N	2.9	1.3	0.0	0.0	0.2	0.0	
Industrial ball valves (all metals, pressures, and types), incl. manual & power operated		332911-Q	-	-6.2	0.6	2.3	0.0	0.0	
Industrial butterfly valves (all metals, pressures, and types), incl. manual & power operated		332911-R	8.4	1.1	3.1	2.2	0.5	0.0	
All other miscellaneous industrial valves		332911-X	-0.5	-3.9	0.4	0.4	0.0	0.0	
Gates, globes, angles and other industrial valves		332911-1	3.5	1.9	0.5	0.1	0.6	0.3	
Secondary products and miscellaneous receipts		332911-SM							
Miscellaneous receipts		332911-M	2.1	0.0	0.0	1.3	0.0	0.0	
Secondary products		332911-S	3.1	2.2	0.0	1.3	0.0	-0.3	
Fluid power valve and hose fitting mfg.	332912		4.1	0.3	0.6	0.0	2.5	0.2	
Primary products		332912-P	4.7	0.6	0.5	0.0	2.6	0.2	
Nonaerospace type hydraulic and pneumatic assemblies of hose		332912-N	3.6	1.8	0.0	0.0	0.0	0.3	
Nonaerospace type flared (metal) fittings, couplings and assemblies		332912-T	2.2	0.3	0.0	0.0	0.0	0.8	
Nonaerospace type flareless fittings and couplings (incl. nonmetal fittings)		332912-U	0.0	0.0	0.0	0.0	0.0	0.0	
Aerospace type hydraulic fluid power valves		332912-1	3.5	0.0	1.6	0.0	0.0	0.0	
Nonaerospace type hydraulic directional control valves		332912-5	5.7	0.0	3.1	0.0	0.5	0.0	
Nonaerospace type hydraulic valves, except directional control		332912-7	4.8	3.0	0.0	0.0	2.2	0.0	
Nonaerospace type pneumatic directional control valves		332912-9	4.2	0.5	0.3	0.0	1.2	-0.4	
Secondary products and miscellaneous receipts		332912-SM							
Plumbing fixture fitting and trim mfg.	332913		1.6	1.3	0.0	0.0	0.0	0.3	
Primary products		332913-P	1.6	1.3	0.0	0.0	0.0	0.3	
Miscellaneous metal and nonmetal plumbing fixtures, fittings, and trim		332913-6	1.3	1.3	0.0	0.0	0.0	0.0	
Metal and nonmetal lavatory and sink fittings, excluding single control		332913-7	1.6	1.6	0.0	0.0	0.0	0.1	

See footnotes at end of table.

Table 12. Producer price index percentage changes for the net output of selected industries and their products, not seasonally adjusted — Continued
 [May 2024]

Title ¹	Industry code	Product code	Unadjusted 12-month percent change ²	Unadjusted 1-month percent change ²					
				May 2023 to May 2024 ^P	Dec. to Jan.	Jan. to Feb. ^P	Feb. to Mar. ^P	Mar. to Apr. ^P	Apr. to May ^P
Plumbing fixture fitting and trim mfg - Continued									
Secondary products and miscellaneous receipts.....		332913-SM							
Other metal valve and pipe fitting mfg.....	332919		1.9	-0.1	-0.1	2.3	0.0	1.7	
Primary products.....		332919-P	2.0	-0.1	-0.2	2.4	0.0	1.8	
Metal fittings, flanges, and unions for pipe fittings.....		332919-4	2.6	-0.1	0.0	2.7	0.0	2.0	
Secondary products and miscellaneous receipts.....		332919-SM							
Secondary products.....		332919-S	0.1	0.3	0.5	0.0	0.1	0.0	
All other fabricated metal product mfg.....	33299		3.5	1.1	-0.1	0.3	0.0	0.0	
Ball and roller bearing mfg.....	332991		3.7	0.4	2.8	0.5	0.0	-0.1	
Primary products.....		332991-P	3.1	0.3	2.5	0.5	0.0	-0.2	
Ball bearings, complete, unmounted.....		332991-1	2.1	0.1	0.4	1.2	0.0	0.0	
Tapered roller bearings (including cups & cones), unmounted.....		332991-3	-	0.0	2.0	1.9	0.0	-	
Other roller bearings, unmounted.....		332991-5	6.3	1.3	7.3	-2.3	0.0	0.0	
Mounted bearings (excluding plain).....		332991-7	1.6	0.8	0.1	0.1	0.0	-1.0	
Parts and components for ball and roller bearings (including balls and rollers) sold separately.....		332991-9	-3.9	-0.3	-1.1	1.0	0.0	-1.5	
Secondary products and miscellaneous receipts.....		332991-SM							
Secondary products.....		332991-S	-0.2	0.3	1.2	0.0	0.0	0.0	
Small arms ammunition mfg.....	332992		5.2	5.8	0.0	0.1	0.0	0.0	
Primary products.....		332992-P	5.3	6.0	0.0	0.1	0.0	0.0	
Other ammunition products.....		332992-08	-	2.2	0.0	0.0	0.0	-	
Secondary products and miscellaneous receipts.....		332992-SM							
Ammunition, except small arms, manufacturing.....	332993		11.4	0.0	0.0	0.8	0.0	0.0	
Primary products.....		332993-P	-1.4	0.0	0.0	0.8	0.0	0.0	
Ammunition (excluding small arms), more than 30 mm (1.18 in.).....		332993-0	-1.4	0.0	0.0	0.8	0.0	0.0	
Fabricated pipe and pipe fitting mfg.....	332996		1.9	0.9	-0.5	-0.4	-0.3	-1.1	
Primary products.....		332996-P	1.7	1.1	-0.6	-0.5	-0.4	-1.2	
Fabricated pipe and pipe fittings made from purchased pipe.....		332996-0	1.7	1.1	-0.6	-0.5	-0.4	-1.2	
Secondary products and miscellaneous receipts.....		332996-SM							
Miscellaneous fabricated metal product mfg.....	332999		3.2	0.8	-1.1	0.5	0.3	0.4	
Primary products.....		332999-P	0.4	0.8	-0.4	0.4	0.4	0.5	
All other miscellaneous fabricated metal products.....		332999-N	0.2	0.9	-0.4	0.4	0.4	0.5	
Secondary products and miscellaneous receipts.....		332999-SM							
Secondary products.....		332999-S	21.8	6.0	0.0	4.9	-0.1	2.0	
Small arms, ordnance, and ordnance accessories mfg.....	33299T		0.7	0.1	0.1	0.0	0.0	0.0	
Primary products.....		33299T-P	0.5	0.1	0.0	0.0	0.0	0.0	
Single barrel shotguns, other small firearms n.e.c., and parts & attachments for small arms.....		33299T-45	0.4	0.4	0.0	0.0	0.0	0.0	
Secondary products and miscellaneous receipts.....		33299T-SM							
Machinery manufacturing.....	333		3.5	0.8	0.4	0.1	0.4	0.2	
Agricultural, construction, and mining machinery mfg.....	3331		3.3	0.5	0.2	0.0	0.2	-0.1	
Agricultural implement manufacturing.....	33311		1.4	0.1	0.1	0.1	0.2	-0.2	
Farm machinery and equipment mfg.....	333111		1.2	0.1	0.1	0.1	0.3	-0.3	
Primary products.....		333111-P	1.1	0.0	0.1	0.1	0.3	-0.3	
Haying machinery and attachments.....		333111-A	4.8	-1.4	0.0	0.3	1.1	0.0	
Parts for farm machinery, for sale separately.....		333111-C	0.5	-0.1	0.0	0.0	0.2	0.3	
Farm plows, harrows, rollers, pulverizers, etc., and attachments.....		333111-E	1.1	0.0	0.0	0.0	0.0	0.0	
All other farm machinery and equipment, excluding parts, including attachments.....		333111-G	0.9	0.1	0.0	0.1	0.2	0.0	
Commercial turf and grounds care equipment, including parts and attachments.....		333111-J	1.1	-0.8	0.0	0.2	0.6	0.0	
Farm dairy equipment, sprayers and dusters, farm blowers, and attachments.....		333111-4	0.1	0.0	0.0	0.0	0.0	0.0	
Planting, seeding, and fertilizing machinery and attachments.....		333111-7	1.7	1.5	0.7	0.7	0.0	0.0	
Harvesting machinery (except hay and straw) and attachments.....		333111-9	0.9	0.0	0.0	0.0	0.2	-1.7	
Secondary products and miscellaneous receipts.....		333111-SM							
Miscellaneous receipts.....		333111-M	1.2	0.0	0.3	0.0	0.0	0.0	
Secondary products.....		333111-S	4.3	2.4	0.0	0.2	1.0	0.1	
Lawn and garden equipment mfg.....	333112		1.9	0.1	-0.1	0.0	0.0	0.0	
Primary products.....		333112-P	1.8	0.1	-0.1	0.0	0.0	0.0	
Consumer nonriding lawn, garden, and snow equipment.....		333112-1	2.9	0.2	-0.4	0.0	0.0	0.0	
Consumer riding lawn, garden, and snow equipment.....		333112-3	0.9	0.0	0.0	0.0	0.0	0.0	
Parts and attachments for consumer lawn, garden, and snow equipment.....		333112-7	1.9	0.1	0.1	0.0	0.0	0.1	
Secondary products and miscellaneous receipts.....		333112-SM							

See footnotes at end of table.

Table 12. Producer price index percentage changes for the net output of selected industries and their products, not seasonally adjusted — Continued
 [May 2024]

Title ¹	Industry code	Product code	Unadjusted 12-month percent change ²	Unadjusted 1-month percent change ²					
				May 2023 to May 2024 ^P	Dec. to Jan.	Jan. to Feb. ^P	Feb. to Mar. ^P	Mar. to Apr. ^P	Apr. to May ^P
Lawn and garden equipment mfg - Continued									
Secondary products.....		333112-S	3.1	-0.1	0.2	0.0	0.2	0.3	
Construction machinery manufacturing.....	33312		4.1	0.6	0.2	0.0	0.2	0.0	
Construction machinery mfg.....	333120		4.1	0.6	0.2	0.0	0.2	0.0	
Primary products.....		333120-P	4.2	0.6	0.2	0.0	0.2	0.0	
Power cranes, loaders, dozers, tractors, off-highway trucks, mixers, pavers, backhoes, etc.....		333120-1	3.8	0.8	0.2	0.0	0.2	-0.1	
Power cranes, draglines, & shovels (excavators) (incl. surface mining equip.) (excluding parts).....		333120-11	3.6	0.3	0.0	0.0	0.0	0.0	
Mixers, pavers, and related equipment (excluding parts).....		333120-12	1.7	1.1	0.0	0.0	0.0	-0.7	
Tractor shovel loaders (skid steer, wheel, crawler, and integral design backhoes).....		333120-14	0.8	0.6	0.0	0.0	0.0	0.0	
Construction wheel and crawler tractors, dozers, self-propelled log skidders, etc.....		333120-15	11.4	1.5	0.0	0.0	1.5	0.0	
Graders, rollers and compactors, forklifts, scrapers, trenchers, etc. (excluding parts).....		333120-16	3.3	1.4	0.0	0.0	0.0	0.0	
Construction machinery for mounting (excluding parts, winches, snow clearing attachments).....		333120-17	2.8	0.7	2.5	0.0	0.0	0.0	
Other construction machinery and equipment (excluding parts).....		333120-8	-	0.0	0.3	-0.2	0.0	0.2	
Parts for construction machinery and equipment, sold separately.....		333120-9	12.5	0.1	0.3	0.0	1.2	0.0	
Parts for cranes, draglines, and shovels (including surface mining equipment) (sold separately).....		333120-91	22.1	-0.6	0.0	0.1	2.1	0.0	
Parts for off-highway wheel tractors and shovel loaders (sold separately).....		333120-92	10.2	0.6	-1.3	0.0	0.0	0.0	
Parts for other construction machinery (sold separately).....		333120-93	5.4	0.7	0.9	0.0	0.6	0.0	
Secondary products and miscellaneous receipts.....		333120-SM							
Miscellaneous receipts.....		333120-M	3.6	0.0	3.6	0.0	-0.2	0.0	
Mining and oil and gas field machinery mfg.....	33313		5.4	1.3	0.4	0.0	0.2	0.0	
Mining machinery and equipment mfg.....	333131		6.9	0.2	1.3	0.0	0.6	0.0	
Primary products.....		333131-P	7.1	0.2	1.4	0.0	0.6	0.0	
Mining machinery and equipment (except parts sold separately).....		333131-2	7.4	0.2	1.7	0.0	0.3	0.0	
Underground mining machinery (except parts sold separately).....		333131-21	5.1	0.0	4.7	0.0	0.0	0.0	
Mineral processing & beneficiation machinery (except parts sold separately).....		333131-23	-	0.0	0.0	-	-	-	
Crushing, pulverizing & screening machinery (except parts sold separately).....		333131-25	6.7	0.0	0.0	0.0	0.0	0.0	
Drills and other mining machinery (except parts sold separately).....		333131-27	-	0.6	0.2	0.0	1.0	-	
Parts and attachments for mining machinery and equipment (sold separately).....		333131-9	6.3	0.0	0.1	0.0	1.6	0.0	
Secondary products and miscellaneous receipts.....		333131-SM							
Miscellaneous receipts.....		333131-M	3.4	0.8	0.0	0.0	0.0	0.0	
Oil and gas field machinery and equipment mfg.....	333132		4.6	1.8	0.0	0.0	0.0	0.0	
Primary products.....		333132-P	4.1	1.8	0.0	0.0	0.0	0.0	
Oil and gas field production machinery and equipment (except pumps).....		333132-A	6.5	4.7	0.0	0.0	0.0	0.0	
Oil and gas field production machinery and equipment (except pumps and parts sold separately).....		333132-A1	7.6	6.1	0.0	0.0	0.0	0.0	
Rotary oil and gas field drilling machinery and equipment.....		333132-1	5.5	0.0	0.0	0.0	0.0	0.0	
Secondary products and miscellaneous receipts.....		333132-SM							
Industrial machinery manufacturing.....	3332		2.8	1.3	0.4	0.1	0.4	1.0	
Other industrial machinery manufacturing.....	33324		2.8	1.3	0.4	0.1	0.4	1.0	
Food product machinery mfg.....	333241		4.2	1.9	0.1	0.0	0.0	0.0	
Primary products.....		333241-P	4.4	2.0	0.1	0.0	0.0	0.0	
Dairy and milk products plant machinery and equipment.....		333241-1	3.9	0.0	0.0	0.0	0.0	0.0	
Commercial food products machinery (except packaging and cooking equipment).....		333241-3	6.5	3.9	0.1	0.0	0.0	0.0	
Industrial food products machinery for processing foods, beverages, & animal & fowl feed.....		333241-5	2.0	0.1	0.1	0.0	0.0	0.0	
Other industrial food and feed machinery.....		333241-51	4.4	0.3	0.1	0.0	0.0	0.0	
Machinery for sorting, grading, and cleaning fruits, vegetables, eggs, and for processing meat.....		333241-52	0.1	0.0	0.0	0.0	0.0	0.0	
Parts and attachments for industrial food and feed products machinery.....		333241-53	3.9	0.0	1.1	0.0	0.0	0.0	
Secondary products and miscellaneous receipts.....		333241-SM							
Miscellaneous receipts.....		333241-M	-2.5	0.7	0.0	0.0	0.2	0.0	
Secondary products.....		333241-S	6.7	0.9	0.0	0.4	1.5	0.0	
Semiconductor machinery mfg.....	333242		4.5	0.2	0.0	0.2	0.1	5.0	
Primary products.....		333242-P	4.6	0.2	0.0	0.2	0.1	5.1	
Semiconductor machinery and parts.....		333242-0	4.6	0.2	0.0	0.2	0.1	5.1	
Secondary products and miscellaneous receipts.....		333242-SM							
Miscellaneous receipts.....		333242-M	0.2	0.0	0.2	0.0	0.0	0.0	

See footnotes at end of table.

Table 12. Producer price index percentage changes for the net output of selected industries and their products, not seasonally adjusted — Continued
 [May 2024]

Title ¹	Industry code	Product code	Unadjusted 12-month percent change ²	Unadjusted 1-month percent change ²				
				May 2023 to May 2024 ^P	Dec. to Jan.	Jan. to Feb. ^P	Feb. to Mar. ^P	Mar. to Apr. ^P
Sawmill, woodworking and paper machinery mfg.	333243		3.1	1.1	0.3	0.5	0.0	0.0
Primary products.		333243-P	3.1	1.1	0.3	0.5	0.0	0.0
Sawmill and woodworking machinery.		333243-A	2.7	1.7	0.4	0.3	0.0	0.0
Sawmill and woodworking machinery, excluding parts & attachments.		333243-A3	2.9	1.9	0.5	0.2	0.0	0.0
Parts, attachments & accessories for sawmill & woodworking machinery.		333243-A4	1.1	0.2	0.0	0.8	-0.2	0.0
Paper industry machinery.		333243-B	3.4	0.7	0.3	0.6	0.1	0.0
Paper industry machinery, excluding parts & attachments.		333243-B1	4.3	0.6	0.2	0.9	0.0	0.0
Parts and attachments for paper industry machinery.		333243-B2	1.4	1.0	0.4	0.0	0.3	0.0
Secondary and miscellaneous receipts.		333243-SM						
Miscellaneous receipts.		333243-M	3.4	2.9	0.0	0.0	0.1	0.1
All other industrial machinery mfg.	333248		1.8	1.6	0.5	0.0	0.7	0.0
Primary products.		333248-P	1.9	1.6	0.6	0.0	0.7	0.0
Printing machinery and equipment mfg.		333248-4	1.3	0.0	-0.5	0.5	-0.2	-0.2
All other miscellaneous printing trades machinery, including parts.		333248-4A	2.0	-0.1	-0.8	0.7	-0.3	-0.3
Other printing machinery and equipment, including pre-press preparation and typesetting.		333248-4A7	3.6	-0.2	-1.5	1.2	-0.6	-0.7
Parts, attachments, and accessories for printing trades machinery.		333248-4A8	0.4	0.0	0.0	0.3	0.0	0.0
Other industrial machinery.		333248-9	1.9	1.8	0.7	0.0	0.7	0.0
Plastics-working machinery and equipment and parts, excluding patterns and molds.		333248-91	2.2	2.8	0.0	0.0	0.0	0.0
Plastics-working machinery and equipment, excluding patterns, molds, and parts sold separately.		333248-919	2.4	3.1	0.0	0.0	0.0	0.0
Textile machinery (except parts, attachments, and accessories).		333248-95	0.0	0.0	0.0	0.0	0.0	0.0
Parts and attachments for textile machinery.		333248-97	0.0	0.0	0.0	0.0	0.0	0.0
All other industrial machinery.		333248-98	2.0	1.6	0.9	0.0	1.0	0.0
Secondary products and miscellaneous receipts.		333248-SM						
Commercial and service industry machinery manufacturing.	3333		1.6	0.9	0.0	-0.1	0.3	0.0
Commercial and service industry machinery manufacturing.	33331		1.6	0.9	0.0	-0.1	0.3	0.0
Commercial and service industry machinery mfg.	333310		1.6	0.9	0.0	-0.1	0.3	0.0
Primary products.		333310-P	1.6	0.9	-0.1	-0.1	0.3	0.0
Optical instruments and lenses (incl. parts).		333310-4	2.1	0.1	-0.4	0.0	1.5	-0.1
Sighting, tracking, and fire-control equipment, optical type.		333310-41	-	0.0	-2.6	0.0	0.7	0.0
All other miscellaneous optical instruments and lenses (incl. binoculars and astronomical).		333310-43	3.6	0.1	0.3	0.0	1.7	-0.1
Commercial cooking and food warming equipment (incl. parts).		333310-5	-0.4	0.0	0.0	-0.6	0.0	0.0
Other commercial and service industry machinery.		333310-9	1.7	1.1	0.0	0.0	0.2	0.0
Commercial laundry and drycleaning machinery (incl. parts).		333310-93	1.0	0.9	0.0	0.0	0.0	0.0
Commercial and industrial floor and carpet cleaning machines, ex. vacuum cleaners.		333310-95	5.6	4.5	0.0	0.0	0.0	0.0
Electronic teaching machines, teaching aids, etc., (incl. kits).		333310-97	-	0.0	0.0	0.0	0.0	-
All other parts and attachments for service industry equipment.		333310-98	-	1.7	0.3	0.0	2.6	0.0
Other service industry equipment.		333310-99	1.9	1.2	0.0	0.0	0.2	0.0
Secondary products and miscellaneous receipts.		333310-SM						
Miscellaneous receipts.		333310-M	1.7	0.8	0.2	0.0	0.0	0.2
Secondary products.		333310-S	2.7	0.2	0.0	0.2	0.0	0.0
HVAC and commercial refrigeration equipment.	3334		2.3	0.1	1.0	-0.2	0.9	0.2
HVAC and commercial refrigeration equipment.	33341		2.3	0.1	1.0	-0.2	0.9	0.2
Fan, blower, air purification equipment mfg.	333413		1.2	0.6	0.0	0.0	0.6	0.0
Primary products.		333413-P	1.3	0.6	0.0	0.1	0.6	0.0
Air purification equipment.		333413-1	0.1	0.4	0.0	0.0	0.0	0.0
Dust collection and other air purification equipment for industrial gas cleaning systems.		333413-11	0.0	0.0	0.0	0.0	0.0	0.0
Dust collection and other air purification equipment for cleaning incoming air.		333413-13	0.1	0.6	0.0	0.0	0.0	0.0
Air filters for air-conditioners and furnaces, etc. of 2400 CFM or less, except parts.		333413-131	1.7	1.6	0.0	0.0	0.0	0.0
Other dust collection and air purification equipment, except parts.		333413-132	0.3	0.6	0.0	0.1	0.0	0.0
Parts for dust collection and air purification equipment.		333413-133	-3.5	-1.8	0.0	0.0	0.0	0.0
Industrial and commercial fans and blowers.		333413-2	2.9	0.9	0.0	0.2	1.3	0.0
Centrifugal blower filter units, and classes I-IV centrifugal fans, except parts.		333413-22	1.5	1.1	0.0	0.4	0.0	0.0
Other centrifugal fans and blowers, except parts.		333413-23	-	1.5	0.0	0.2	-	-
Parts and accessories for fans and blowers.		333413-29	6.5	0.0	0.0	0.1	0.0	0.0
Secondary products and miscellaneous receipts.		333413-SM						
Secondary products.		333413-S	-7.3	0.8	0.0	-8.0	0.0	0.0
Heating equipment (except warm air furnaces) mfg.	333414		2.6	-0.1	0.4	0.2	0.1	1.1
Primary products.		333414-P	2.6	-0.1	0.4	0.2	0.1	1.0

See footnotes at end of table.

Table 12. Producer price index percentage changes for the net output of selected industries and their products, not seasonally adjusted — Continued
 [May 2024]

Title ¹	Industry code	Product code	Unadjusted 12-month percent change ²	Unadjusted 1-month percent change ²				
				May 2023 to May 2024 ^P	Dec. to Jan.	Jan. to Feb. ^P	Feb. to Mar. ^P	Mar. to Apr. ^P
Heating equipment (except warm air furnaces) mfg - Continued								
Other heating equipment, except electric (incl. parts for nonelectric equipment & oil burners).....		333414-D	2.6	-0.1	0.5	0.4	0.2	0.4
Cast iron heating boilers, radiators, and convectors (except parts).....		333414-1	-	0.0	0.0	-	-	-
Domestic heating stoves (except electric and parts).....		333414-3	2.0	0.0	2.0	0.0	0.0	0.0
Floor and wall furnaces, unit heaters, infrared heaters, and mechanical stokers. . .		333414-7	1.6	0.0	0.2	0.0	0.0	0.0
Secondary products and miscellaneous receipts.....		333414-SM						
Secondary products.....		333414-S	0.7	0.0	0.7	0.0	0.0	0.0
Air-conditioning, refrigeration, and forced air heating equipment mfg.	333415		2.5	0.0	1.2	-0.3	1.0	0.1
Primary products.....		333415-P	2.3	0.0	1.1	-0.2	0.9	0.1
Warm air furnaces, including duct furnaces and humidifiers, and electric comfort heating.....		333415-C	1.2	0.3	0.1	1.4	0.0	-2.9
Parts and accessories for air conditioning and heat transfer equipment.....		333415-D	0.7	0.9	0.1	0.2	0.0	0.0
Unitary air-conditioners, except air source heat pumps.....		333415-E	4.2	0.1	2.2	-2.2	3.1	0.3
Heat pumps.....		333415-H	8.4	1.0	0.6	2.0	0.4	4.9
Heat transfer equipment (except elec dehumidifiers), mechanically refrigerated, self-contained.....		333415-2	1.1	-0.2	1.1	-0.3	0.6	-0.1
Commercial refrigerators and related equipment.....		333415-3	0.9	-0.9	1.3	0.0	0.0	0.4
Refrigeration condensing units, all refrigerants, except ammonia (complete).....		333415-5	0.7	0.2	0.0	0.0	0.0	0.0
All other miscellaneous refrigeration and air-conditioning equipment.....		333415-9	4.0	1.0	0.0	2.6	0.0	0.0
Secondary products and miscellaneous receipts.....		333415-SM						
Miscellaneous receipts.....		333415-M	1.1	0.4	0.3	0.1	0.0	0.2
Metalworking machinery manufacturing.....	3335		5.0	1.5	0.2	0.1	0.5	0.4
Metalworking machinery manufacturing.....	33351		5.0	1.5	0.2	0.1	0.5	0.4
Industrial mold mfg.....	333511		5.9	3.0	0.6	0.0	0.0	0.0
Primary products.....		333511-P	6.5	3.3	0.7	0.0	0.0	0.0
Industrial molds and mold boxes.....		333511-0	6.5	3.3	0.7	0.0	0.0	0.0
Industrial injection-type molds made of metal for plastics.....		333511-05	1.4	0.0	0.0	0.0	0.0	0.0
Other industrial molds and mold boxes.....		333511-06	8.9	4.9	1.0	0.0	0.0	0.0
Secondary products and miscellaneous receipts.....		333511-SM						
Special tool, die, jig, and fixture mfg.....	333514		6.8	2.5	0.0	0.0	0.4	0.9
Primary products.....		333514-P	6.3	2.8	0.0	0.0	0.4	0.8
Special dies, tools, jigs, and fixtures.....		333514-0	6.3	2.8	0.0	0.0	0.4	0.8
Jigs and fixtures, including parts.....		333514-0A	3.5	1.6	0.0	0.0	0.2	0.0
Metalworking die and die sets.....		333514-0B	3.4	0.0	0.0	0.0	0.0	0.0
Standard punches, industrial prototypes, die parts & other special tooling for dies.....		333514-0C	10.2	5.5	0.0	0.0	0.8	1.9
Secondary products and miscellaneous receipts.....		333514-SM						
Miscellaneous receipts.....		333514-M	3.3	0.0	0.0	0.0	0.4	2.9
Secondary products.....		333514-S	16.1	1.9	0.3	0.0	0.0	0.0
Cutting tool and machine tool accessory mfg.....	333515		5.8	0.3	0.1	0.2	2.6	0.0
Primary products.....		333515-P	5.9	0.3	0.1	0.1	2.8	0.0
Cutting tools for machine tools and metalworking machinery.....		333515-4	6.1	0.2	0.1	0.1	3.3	0.0
Other cutting tools for machine tools, excluding tips and blanks.....		333515-41	7.6	0.2	0.0	0.0	5.0	0.0
End mills and milling cutters.....		333515-44	2.7	0.3	0.6	0.9	-0.4	0.0
Threading tools, including blanks, tips and inserts.....		333515-45	2.4	1.0	0.0	0.0	0.0	0.0
Carbon and high-speed steel shank, solid, tipped carbide twist drills for machine tools.....		333515-48	4.3	0.0	0.0	0.0	0.0	0.0
Taps, carbide indexable, and throwaway inserts for machine tools.....		333515-49	2.8	0.0	0.0	0.0	0.0	0.0
Other attachments and accessories for machine tools and metalworking machinery.....		333515-5	5.0	0.9	0.0	0.0	0.0	0.0
Secondary products and miscellaneous receipts.....		333515-SM						
Secondary products.....		333515-S	7.5	0.6	0.0	4.2	0.0	0.0
Machine tool mfg.....	333517		3.2	0.1	0.2	0.0	0.0	0.3
Primary products.....		333517-P	2.5	0.1	0.2	0.0	0.0	0.3
Metal cutting machine tools.....		333517-2	1.1	0.2	0.1	0.0	0.0	0.4
Parts for metal cutting machine tools (sold separately) & rebuilt machine tools...		333517-26	4.2	0.0	0.7	0.0	0.0	2.5
Metal machining centers (multifunction numerically controlled machines).....		333517-27	0.0	0.0	0.0	0.0	0.0	0.0
Other metal cutting machine tools.....		333517-2B	1.1	0.4	0.0	0.0	0.0	0.1
Metal forming machine tools.....		333517-3	8.7	0.0	0.6	0.0	0.0	0.0
Metal punching and shearing (power & manual), and bending and forming machines (power only).....		333517-31	-0.5	0.0	0.0	0.0	0.0	0.0
Parts for metal forming machine tools (sold separately) and rebuilt metal forming machine tools.....		333517-37	0.2	0.0	0.0	0.0	0.0	0.0
Secondary products and miscellaneous receipts.....		333517-SM						

See footnotes at end of table.

Table 12. Producer price index percentage changes for the net output of selected industries and their products, not seasonally adjusted — Continued
 [May 2024]

Title ¹	Industry code	Product code	Unadjusted 12-month percent change ²	Unadjusted 1-month percent change ²				
				May 2023 to May 2024 ^P	Dec. to Jan.	Jan. to Feb. ^P	Feb. to Mar. ^P	Mar. to Apr. ^P
Machine tool mfg - Continued								
Miscellaneous receipts.....		333517-M	0.4	0.0	0.8	0.0	0.0	1.1
Secondary products.....		333517-S	25.5	0.0	0.0	0.0	0.1	0.0
Rolling mill and other metalworking machinery mfg.....	333519		1.8	0.6	0.3	0.3	0.1	0.0
Primary products.....		333519-P	2.0	0.6	0.3	0.3	0.1	0.0
Rolling mill and other metalworking machinery, including assembly machines.		333519-0	2.0	0.6	0.3	0.3	0.1	0.0
Secondary products and miscellaneous receipts.....		333519-SM						
Miscellaneous receipts.....		333519-M	-0.4	0.0	0.0	0.0	0.5	0.0
Turbine and power transmission equipment mfg.....	3336		4.0	1.3	0.1	0.2	0.4	0.2
Turbine and power transmission equipment mfg.....	33361		4.0	1.3	0.1	0.2	0.4	0.2
Turbine and turbine generator set units mfg.....	333611		3.5	0.3	0.1	0.2	0.6	0.4
Primary products.....		333611-P	3.3	0.3	0.1	0.2	0.5	0.4
Turbines and turbine generator sets.....		333611-0	3.3	0.3	0.1	0.2	0.5	0.4
Steam, gas, and other turbines and turbine generators.....		333611-05	3.3	0.0	-0.4	-0.4	0.9	0.4
Parts & accessories for turbines, turbine generators, and turbine generator sets.....		333611-07	0.0	0.0	0.0	0.0	0.0	0.0
Speed changer, drive, and gear mfg.....	333612		1.4	0.0	0.0	0.8	0.0	0.4
Primary products.....		333612-P	1.4	0.0	0.0	0.7	0.0	0.5
Gears, pinions, racks, and worms, sold separately.....		333612-3	0.5	0.0	0.0	0.5	0.0	0.0
Speed changers, industrial high speed drives, and parts other than loose gearing.....		333612-7	2.1	0.0	0.0	0.8	0.0	0.9
Secondary products and miscellaneous receipts.....		333612-SM						
Mechanical power transmission equipment mfg.....	333613		5.0	0.6	1.0	0.5	0.0	0.0
Primary products.....		333613-P	5.1	0.7	0.9	0.5	0.0	0.0
Mechanical power transmission equipment, except speed changers, drives, & gears.....		333613-3	5.6	0.8	1.1	0.7	0.0	0.0
Secondary products and miscellaneous receipts.....		333613-SM						
Other engine equipment mfg.....	333618		4.4	2.2	0.0	0.0	0.4	0.0
Primary products.....		333618-P	4.3	2.1	0.0	0.0	0.4	0.0
Parts & accessories for internal combustion engines, ex. aircraft & gasoline automotive engines.....		333618-F	2.8	0.8	0.0	0.0	1.6	0.0
Diesel, semidiesel, and dual-fuel engines (except automotive).....		333618-3	9.1	3.0	-0.3	0.0	0.0	0.0
Diesel, semidiesel, and dual-fuel engines for automobiles, trucks, and buses.....		333618-5	3.4	3.0	0.2	0.0	0.2	0.0
Secondary products and miscellaneous receipts.....		333618-SM						
Other general purpose machinery manufacturing.....	3339		4.2	0.9	0.4	0.4	0.5	0.3
Pump and compressor manufacturing.....	33391		5.5	1.1	0.4	0.7	0.0	0.4
Air and gas compressor mfg.....	333912		5.9	0.4	0.8	0.7	0.1	1.2
Primary products.....		333912-P	5.9	0.4	0.8	0.7	0.1	1.2
Air and gas compressors and vacuum pumps.....		333912-1	5.3	0.2	0.9	0.9	0.2	0.5
Parts & attachments for air & gas compressors, ex. refrigeration, ice making, & a/c.....		333912-6	4.1	0.2	1.1	0.4	0.0	0.0
Secondary products and miscellaneous receipts.....		333912-SM						
Miscellaneous receipts.....		333912-M	4.9	0.5	0.0	0.0	0.0	0.0
Measuring, dispensing, and other pumping equipment mfg.....	333914		5.3	1.5	0.1	0.8	0.0	0.0
Primary products.....		333914-P	5.7	1.7	0.1	0.8	0.0	0.0
Pumps and pumping equipment, excluding measuring and dispensing pumps.		333914-1	5.8	1.6	0.1	0.8	0.0	0.0
Pumps and pumping equipment, complete, excluding measuring and dispensing pumps.....		333914-11	6.1	1.8	0.1	1.0	0.0	0.0
Domestic water systems.....		333914-111	-	1.6	0.7	0.0	0.0	-
Oil-well and oil-field pumps, except boiler feed.....		333914-113	0.9	0.5	0.2	0.0	0.0	0.0
Industrial pumps, excluding hydraulic fluid power pumps, automatic circulating pumps, etc.....		333914-114	7.1	2.3	0.0	1.3	0.0	0.0
Other pumps, except automotive circulating pumps, and measuring and dispensing pumps.....		333914-115	3.9	0.3	0.4	0.0	0.0	0.0
Parts and attachments for pumps and pumping equipment, excluding measuring and dispensing.....		333914-15	4.2	0.8	0.1	0.0	0.0	0.0
Secondary products and miscellaneous receipts.....		333914-SM						
Miscellaneous receipts.....		333914-M	2.7	0.4	0.3	0.0	0.0	0.0
Secondary products.....		333914-S	0.4	-1.4	0.2	0.0	0.0	0.0
Material handling equipment manufacturing.....	33392		3.7	1.1	0.2	0.1	1.2	0.1
Elevator and moving stairway mfg.....	333921		2.0	0.0	1.4	0.1	0.0	-0.1
Primary products.....		333921-P	2.2	0.0	1.5	0.1	0.0	-0.1
Elevators and moving stairways.....		333921-1	2.9	0.0	1.8	0.1	0.0	0.0

See footnotes at end of table.

Table 12. Producer price index percentage changes for the net output of selected industries and their products, not seasonally adjusted — Continued
 [May 2024]

Title ¹	Industry code	Product code	Unadjusted 12-month percent change ²	Unadjusted 1-month percent change ²				
				May 2023 to May 2024 ^P	Dec. to Jan.	Jan. to Feb. ^P	Feb. to Mar. ^P	Mar. to Apr. ^P
Elevator and moving stairway mfg - Continued								
Parts and attachments for elevators and moving stairways (sold separately).....		333921-3	-1.9	-0.1	0.1	-0.1	0.0	-0.4
Secondary products and miscellaneous receipts.....		333921-SM						
Conveyor and conveying equipment mfg.....	333922		8.2	2.9	0.2	0.0	3.6	0.4
Primary products.....		333922-P	8.0	3.0	0.2	0.0	3.6	0.2
Unit handling conveyors and conveying systems.....		333922-1	9.2	1.2	0.0	0.0	7.3	-0.1
Unit handling gravity and trolley conveyors and conveying systems.....		333922-12	13.2	1.9	0.0	0.0	11.3	0.0
Unit handling tow, belt, roller, pneumatic, portable, carousel, and other nonbelt conveyors.....		333922-14	2.9	0.0	0.0	0.0	1.1	-0.2
Parts and accessories for unit handling conveyors and conveying systems, sold separately.....		333922-7	2.6	0.3	0.0	0.0	1.8	0.5
Bulk material handling conveyors and conveying systems.....		333922-8	9.5	6.0	0.6	0.0	0.2	0.7
Parts and accessories for bulk material handling conveyors and conveying systems.....		333922-9	2.1	3.0	-0.2	0.0	0.0	0.0
Secondary products and miscellaneous receipts.....		333922-SM						
Miscellaneous receipts.....		333922-M	16.1	1.0	0.0	0.0	3.1	9.3
Secondary products.....		333922-S	13.2	2.1	0.0	0.0	10.8	0.0
Overhead cranes, hoists and monorail systems mfg.....	333923		1.8	0.1	0.1	0.5	0.2	-0.1
Primary products.....		333923-P	1.9	0.2	0.1	0.5	0.2	-0.1
Hoists and parts and attachments for hoists (sold separately).....		333923-1	3.7	0.0	0.8	0.9	1.2	0.0
Overhead traveling cranes and monorail systems, including parts and attachments sold separately.....		333923-3	2.2	0.9	-0.3	1.5	0.0	-0.7
Winches, aerial work platforms, and automotive wrecker hoists, including parts and attachments.....		333923-7	1.3	0.0	0.0	0.1	0.0	0.0
Secondary products and miscellaneous receipts.....		333923-SM						
Secondary products.....		333923-S	-1.7	-2.1	-0.6	0.0	0.2	0.0
Industrial truck, trailer, and stacker mfg.....	333924		1.2	0.3	0.0	0.0	0.0	0.0
Primary products.....		333924-P	1.3	0.4	0.0	0.0	0.0	0.0
Industrial trucks, tractors, mobile straddle carriers & cranes, & automatic stacking machines.....		333924-2	1.1	0.4	0.0	0.0	0.0	0.0
Work trucks with lifting & handling equipment, operator riding, electric, self-propelled.....		333924-21	3.8	3.8	0.0	0.0	0.0	0.0
Work trucks, not fitted with lifting and handling equipment.....		333924-25	0.7	-0.7	0.0	0.1	0.0	0.0
Bulk powered material moving equipment, dock boards and metal pallets and skids.....		333924-26	-0.5	0.0	0.0	0.0	0.1	0.0
Other work trucks with lifting & handling equipment, non-riding electric or any non-electric.....		333924-27	0.4	0.3	0.0	0.0	0.0	0.0
Parts and attachments for industrial trucks and tractors (sold separately).....		333924-3	1.9	0.1	0.0	0.0	0.0	0.0
Secondary products and miscellaneous receipts.....		333924-SM						
Secondary products.....		333924-S	-2.1	0.0	-0.7	0.0	0.5	0.1
All other general purpose machinery mfg.....	33399		3.7	0.7	0.6	0.4	0.3	0.5
Power-driven handtool mfg.....	333991		2.7	-0.7	0.0	0.0	0.0	3.4
Primary products.....		333991-P	2.7	-0.7	0.0	0.0	0.0	3.4
Power-driven handtools, pneumatic, hydraulic, and powder-actuated.....		333991-6	3.2	-0.8	0.0	0.0	0.0	3.9
Power-driven handtools, electric (except battery powered), including parts.....		333991-9	2.5	0.0	0.0	0.0	0.0	2.5
Secondary products and miscellaneous receipts.....		333991-SM						
Welding and soldering equipment mfg.....	333992		3.2	0.2	1.4	1.6	0.0	0.0
Primary products.....		333992-P	3.3	0.2	1.4	1.6	0.0	0.0
Other welding equipment, components, and accessories (excluding arc, resistance, and gas).....		333992-A	0.2	0.0	0.0	0.2	0.0	0.0
Arc welding machines, components, and accessories, excluding electrodes and stud welding equip.....		333992-1	4.2	0.0	1.9	2.4	0.0	0.0
Resistance welders, components, accessories, and electrodes.....		333992-7	2.1	0.0	2.1	0.0	0.0	0.0
Gas welding and cutting equipment, parts, attachments, and accessories.....		333992-9	3.4	2.8	0.0	0.1	0.0	-0.5
Secondary products and miscellaneous receipts.....		333992-SM						
Miscellaneous receipts.....		333992-M	-2.3	-3.7	0.0	0.4	0.0	-2.2
Packaging machinery mfg.....	333993		4.8	0.8	1.3	0.6	0.6	0.0
Primary products.....		333993-P	5.0	0.7	1.4	0.7	0.6	0.0
Packing, packaging, and bottling machinery, excluding parts.....		333993-1	4.6	0.6	1.4	0.6	0.6	0.0
Parts for packing, packaging, and bottling machinery.....		333993-5	6.1	1.2	1.5	0.8	0.6	0.0
Secondary products and miscellaneous receipts.....		333993-SM						
Industrial process furnace and oven mfg.....	333994		3.9	0.2	0.5	0.1	0.5	1.2
Primary products.....		333994-P	3.9	0.2	0.5	0.1	0.3	1.4
Industrial process furnaces & ovens, & industrial electrical heating equipment.....		333994-0	3.9	0.2	0.5	0.1	0.3	1.4
Industrial process furnaces & ovens, & industrial electrical heating equipment, except parts.....		333994-0A	4.1	0.2	0.5	0.1	0.9	0.7

See footnotes at end of table.

Table 12. Producer price index percentage changes for the net output of selected industries and their products, not seasonally adjusted — Continued
 [May 2024]

Title ¹	Industry code	Product code	Unadjusted 12-month percent change ²	Unadjusted 1-month percent change ²				
				May 2023 to May 2024 ^P	Dec. to Jan.	Jan. to Feb. ^P	Feb. to Mar. ^P	Mar. to Apr. ^P
Industrial process furnace and oven mfg - Continued								
Parts and attachments for industrial process furnaces and ovens.....		333994-0B	3.2	0.2	0.3	0.1	-1.4	3.6
Secondary products and miscellaneous receipts.....		333994-SM						
Miscellaneous receipts.....		333994-M	2.1	0.5	0.6	0.1	0.0	1.3
Fluid power cylinder and actuator mfg.....	333995		4.4	1.7	0.0	-0.1	0.0	1.1
Primary products.....		333995-P	4.8	1.7	0.0	-0.2	0.0	1.3
Nonaerospace-type hydraulic & all aerospace fluid power cylinders & actuators, linear & rotary.....		333995-2	4.6	2.2	0.0	0.0	0.0	0.2
Parts for hydraulic & pneumatic fluid power cylinders & actuators, incl accumulators & cushions.....		333995-8	6.8	1.0	0.0	-0.6	0.0	4.5
Secondary products and miscellaneous receipts.....		333995-SM						
Secondary products.....		333995-S	—	1.0	0.0	0.0	0.2	0.0
Fluid power pump and motor mfg.....	333996		3.5	1.0	0.1	-0.3	1.4	0.0
Primary products.....		333996-P	3.6	0.8	0.1	-0.3	1.6	0.1
Fluid power pumps and motors, including parts.....		333996-0	3.6	0.8	0.1	-0.3	1.6	0.1
Secondary products and miscellaneous receipts.....		333996-SM						
Miscellaneous receipts.....		333996-M	—	2.7	—	—	—	—
All other miscellaneous general purpose machinery mfg.....	333998		3.5	0.7	0.6	0.3	0.2	-0.1
Primary products.....		333998-P	3.3	0.6	0.6	0.3	0.2	-0.1
Scale and balance mfg.....		333998-7	2.3	0.6	0.0	0.0	0.0	0.0
Retail, commercial, household, and mailing scales and balances.....		333998-74	2.5	2.1	0.0	0.0	0.0	0.0
Parts, attachments, and accessories for scales and balances.....		333998-76	2.4	0.2	0.1	0.0	0.0	0.0
Vehicle and industrial scales.....		333998-77	2.2	0.6	0.0	0.0	0.0	0.0
Motor truck and railroad track scales.....		333998-771	0.2	0.7	0.0	0.0	0.0	0.0
Industrial scales (including automatic checkweigher and bulkweigher scales).....		333998-772	2.0	0.4	0.0	0.0	0.0	0.0
All other miscellaneous general purpose machinery mfg.....		333998-9	3.4	0.6	0.6	0.4	0.2	-0.1
Filters and strainers, except fluid power.....		333998-91	1.2	1.3	0.6	0.4	-0.3	-0.2
Industrial filters and strainers and reusable media, except fluid power.....		333998-911	0.3	1.5	0.7	0.0	-0.4	-0.2
Nonreusable media for filters and strainers, except fluid power.....		333998-912	7.4	0.0	0.0	1.2	0.0	0.0
Parts and accessories for filters and strainers, except fluid power.....		333998-913	1.4	1.0	0.0	2.8	0.0	0.0
All other miscellaneous general industrial machinery.....		333998-97	2.1	0.6	0.9	0.4	0.4	-0.1
Secondary products and miscellaneous receipts.....		333998-SM						
Miscellaneous receipts.....		333998-M	7.1	3.1	0.0	0.0	0.8	0.0
Secondary products.....		333998-S	2.0	0.0	0.5	0.0	0.0	0.0
Computer & electronic product mfg.....	334		2.9	1.3	0.4	0.2	0.3	-0.2
Computer & peripheral equipment mfg.....	3341		-0.6	0.0	-0.1	-0.2	0.6	-1.2
Computer & peripheral equipment mfg.....	33411		-0.6	0.0	-0.1	-0.2	0.6	-1.2
Electronic computer mfg.....	334111		0.0	0.1	-0.3	-0.4	1.5	-2.1
Primary products.....		334111-P	0.0	0.1	-0.3	-0.4	1.7	-2.4
Host computers, multiusers (mainframes, medium-scale systems, UNIX and PC servers).....		334111-5	0.0	0.2	-0.3	-0.4	1.9	-2.8
Single user computers, microprocessor based, general purpose.....		334111-7	-0.4	-0.5	-0.2	-0.4	0.5	-0.2
Portable computers, laptops, tablets and other single user computers.....		334111-72	-1.9	-0.1	-0.1	-1.1	0.0	-0.4
Personal computers and workstations (excluding portable computers).....		334111-73	0.3	-0.7	-0.2	-0.1	0.7	0.0
Secondary products and miscellaneous receipts.....		334111-SM						
Computer storage device mfg.....	334112		-3.0	0.0	0.0	0.0	0.0	-1.2
Primary products.....		334112-P	-3.0	0.0	0.0	0.0	0.0	-1.2
Computer storage devices (except parts, attachments and accessories).....		334112-1	-3.1	0.0	0.0	0.0	0.0	-1.2
Secondary products and miscellaneous receipts.....		334112-SM						
Computer terminal and other computer peripheral equipment mfg.....	334118		0.6	0.0	0.0	0.0	0.0	0.1
Primary products.....		334118-P	0.6	0.0	0.0	0.0	0.0	0.0
Computer terminals (including POS and funds-transfer devices) and other computer peripherals.....		334118-D	0.0	0.0	0.0	0.0	0.0	0.0
Secondary products and miscellaneous receipts.....		334118-SM						
Miscellaneous receipts.....		334118-M	1.4	—	—	—	—	—
Secondary products.....		334118-S	4.7	0.0	0.0	0.0	0.0	3.1
Communications equipment mfg.....	3342		2.2	0.6	0.7	0.0	0.0	0.1
Telephone apparatus mfg.....	33421		3.4	-0.1	0.5	0.0	0.0	0.2
Telephone apparatus mfg.....	334210		3.4	-0.1	0.5	0.0	0.0	0.2
Primary products.....		334210-P	3.5	-0.1	0.5	0.0	0.0	0.2
Telephone and wireline data networking equipment.....		334210-0	3.5	-0.1	0.5	0.0	0.0	0.2

See footnotes at end of table.

Table 12. Producer price index percentage changes for the net output of selected industries and their products, not seasonally adjusted — Continued
 [May 2024]

Title ¹	Industry code	Product code	Unadjusted 12-month percent change ²	Unadjusted 1-month percent change ²					
				May 2023 to May 2024 ^P	Dec. to Jan.	Jan. to Feb. ^P	Feb. to Mar. ^P	Mar. to Apr. ^P	Apr. to May ^P
Telephone apparatus mfg - Continued									
Secondary products and miscellaneous receipts.....		334210-SM							
Radio/TV broadcast & wireless comm equip mfg.....	33422		1.8	0.8	0.9	0.0	0.0	0.0	
Broadcast and wireless communications equipment mfg.....	334220		1.8	0.8	0.9	0.0	0.0	0.0	
Primary products.....		334220-P	1.7	0.8	0.9	0.0	0.0	0.0	
Broadcast, studio, and related electronic equipment.....		334220-2	1.2	0.9	0.7	-0.3	0.2	0.0	
Radio station equipment.....		334220-5	2.5	0.5	2.2	0.0	-0.6	0.4	
Other broadcast and wireless communications systems and equipment.....		334220-9	1.5	0.6	0.9	0.0	0.0	0.0	
Secondary products and miscellaneous receipts.....		334220-SM							
Other communications equipment mfg.....	33429		3.2	0.5	0.2	0.2	0.0	0.3	
Other communications equipment mfg.....	334290		3.2	0.5	0.2	0.2	0.0	0.3	
Primary products.....		334290-P	3.1	0.6	0.2	0.2	0.0	0.4	
Alarm systems, including electric sirens and horns.....		334290-1	-	0.9	0.0	0.1	-	-	
Intercommunications systems, incl inductive paging systems, excl telephone & telegraph.....		334290-3	0.5	0.2	-0.9	0.0	0.0	0.0	
Secondary products and miscellaneous receipts.....		334290-SM							
Secondary products.....		334290-S	-	0.0	0.0	0.3	-	-	
Audio & video equipment mfg.....	3343		2.2	0.0	0.0	2.5	0.0	-0.4	
Audio and video equipment mfg.....	33431		2.2	0.0	0.0	2.5	0.0	-0.4	
Audio and video equipment mfg.....	334310		2.2	0.0	0.0	2.5	0.0	-0.4	
Primary products.....		334310-P	1.9	0.0	0.0	2.2	0.0	-0.5	
Speakers and commercial sound equipment.....		334310-4	3.5	0.0	0.0	4.1	0.0	-0.9	
Other consumer audio and video equipment.....		334310-5	0.0	0.0	0.0	0.0	0.0	0.0	
Secondary products and miscellaneous receipts.....		334310-SM							
Miscellaneous receipts.....		334310-M	14.0	0.0	0.0	11.9	0.1	1.8	
Semiconductor and other electronic component mfg.....	3344		2.2	0.6	0.3	0.1	0.3	-0.7	
Semiconductor and other electronic component mfg.....	33441		2.2	0.6	0.3	0.1	0.3	-0.7	
Bare printed circuit board mfg.....	334412		5.7	1.2	-0.5	0.0	0.0	0.0	
Primary products.....		334412-P	4.8	1.2	-0.5	0.0	0.0	0.0	
Bare printed circuit boards.....		334412-0	4.8	1.2	-0.5	0.0	0.0	0.0	
Secondary products and miscellaneous receipts.....		334412-SM2							
Semiconductors and related device mfg.....	334413		-0.4	0.4	-0.1	-0.1	0.6	-1.3	
Primary products.....		334413-P	-0.4	0.4	-0.1	-0.1	0.6	-1.4	
Other semiconductor devices, including parts such as chips, wafers, and heat sinks.....		334413-A	3.5	0.8	0.0	0.0	1.1	-2.7	
Integrated microcircuits, incl semiconductor networks, microprocessors, & MOS memories.....		334413-1	-2.8	0.2	-0.2	-0.2	0.3	-0.4	
Secondary products and miscellaneous receipts.....		334413-SM							
Electronic connector mfg.....	334417		2.7	-0.8	-0.2	1.8	0.5	-0.4	
Primary products.....		334417-P	2.6	-1.0	-0.2	2.0	0.6	-0.6	
Electronic connectors, including parts.....		334417-0	2.6	-1.0	-0.2	2.0	0.6	-0.6	
Secondary products and miscellaneous receipts.....		334417-SM							
Secondary products.....		334417-S1	2.1	0.4	0.0	-0.3	0.0	2.0	
Printed circuit assembly mfg.....	334418		0.6	0.6	0.0	0.1	-0.5	-0.4	
Primary products.....		334418-P	0.3	0.6	0.0	0.0	-0.5	-0.4	
Printed circuit assemblies, loaded boards, modules, and consumer external modems.....		334418-9	0.3	0.6	0.0	0.0	-0.5	-0.4	
Secondary products and miscellaneous receipts.....		334418-SM							
Other electronic component mfg.....	334419		8.1	0.6	1.9	0.0	0.0	0.0	
Primary products.....		334419-P	4.8	0.6	0.3	0.0	0.0	0.0	
Other electronic components.....		334419-0	4.8	0.6	0.3	0.0	0.0	0.0	
Secondary products and miscellaneous receipts.....		334419-SM							
Secondary products.....		334419-S	0.3	0.0	0.8	0.0	0.0	0.0	
Capacitor, resistor, coil, transformer, and other inductor mfg.....	33441K		7.1	3.0	0.9	0.0	0.0	0.0	
Primary products.....		33441K-P	7.3	3.1	0.9	0.0	0.0	0.0	
Capacitors for electronic circuitry.....		33441K-4	6.9	0.5	0.5	0.0	0.0	0.0	
Electronic coils, transformers, and other inductors.....		33441K-6	4.9	2.2	1.5	0.0	0.0	0.0	
Secondary products and miscellaneous receipts.....		33441K-SM							
Nav/measuring/medical/control instruments mfg.....	3345		3.8	2.0	0.4	0.2	0.3	0.1	
Nav/measuring/medical/control instruments mfg.....	33451		3.8	2.0	0.4	0.2	0.3	0.1	

See footnotes at end of table.

Table 12. Producer price index percentage changes for the net output of selected industries and their products, not seasonally adjusted — Continued
 [May 2024]

Title ¹	Industry code	Product code	Unadjusted 12-month percent change ²	Unadjusted 1-month percent change ²				
				May 2023 to May 2024 ^P	Dec. to Jan.	Jan. to Feb. ^P	Feb. to Mar. ^P	Mar. to Apr. ^P
Electromedical apparatus mfg.	334510		1.9	0.3	0.4	0.0	0.0	0.0
Primary products.		334510-P	1.9	0.2	0.4	0.0	0.0	0.0
Electromedical equipment, excluding ionizing radiation equipment.		334510-2	2.1	0.2	0.4	0.0	0.0	0.0
Secondary products and miscellaneous receipts.		334510-SM						
Miscellaneous receipts.		334510-M	4.1	4.1	0.0	0.0	0.0	0.0
Search, detection, and navigation instruments.	334511		5.9	4.1	0.1	0.3	0.5	0.0
Primary products.		334511-P	5.8	4.2	0.1	0.3	0.4	0.0
Aeronautical, nautical & navigational instruments, not sending or receiving radio signals.		334511-1	4.5	0.0	0.1	0.0	2.1	0.0
Search, detection, navigation, and guidance systems and equipment.		334511-3	6.1	5.3	0.2	0.3	0.0	0.0
Secondary products and miscellaneous receipts.		334511-SM						
Automatic environmental control mfg.	334512		-0.2	-0.4	0.1	-0.2	0.0	0.0
Primary products.		334512-P	-0.4	-0.5	0.0	-0.2	0.0	0.0
Automatic environmental controls for monitoring residential, commercial, and appliance use.		334512-0	-0.4	-0.5	0.0	-0.2	0.0	0.0
Secondary products and miscellaneous receipts.		334512-SM						
Miscellaneous receipts.		334512-M	-	0.0	0.0	0.0	0.0	-
Industrial process variable instruments.	334513		4.9	1.7	0.2	0.4	0.4	0.0
Primary products.		334513-P	5.3	1.8	0.2	0.6	0.4	0.0
Process control instruments.		334513-0	5.3	1.8	0.2	0.6	0.4	0.0
Secondary products and miscellaneous receipts.		334513-SM						
Miscellaneous receipts.		334513-M	-1.5	0.0	0.0	-3.8	0.0	0.0
Totalizing fluid meters and counting devices mfg.	334514		1.1	0.7	0.4	0.3	0.2	0.8
Primary products.		334514-P	0.9	0.8	0.5	0.3	0.2	0.8
Integrating and totalizing fluid meters, counting devices, and motor vehicle instruments.		334514-0	0.9	0.8	0.5	0.3	0.2	0.8
Secondary products and miscellaneous receipts.		334514-SM						
Secondary products.		334514-S	1.6	0.0	0.0	0.0	0.7	0.8
Electricity and signal testing instruments mfg.	334515		3.3	0.0	0.1	0.0	1.4	0.1
Primary products.		334515-P	2.3	0.0	0.1	0.0	0.7	0.1
Test equipment for testing electrical, radio, and communication circuits, and motors.		334515-4	2.3	0.0	0.1	0.0	0.7	0.1
Secondary products and miscellaneous receipts.		334515-SM						
Analytical laboratory instrument mfg.	334516		2.8	1.1	1.4	0.2	-0.1	0.2
Primary products.		334516-P	2.8	1.1	1.4	0.2	-0.1	0.2
Analytical and scientific instruments, excluding optical.		334516-0	2.8	1.1	1.4	0.2	-0.1	0.2
Secondary products and miscellaneous receipts.		334516-SM						
Irradiation apparatus mfg.	334517		-	0.0	0.8	0.0	0.0	-
Primary products.		334517-P	-	0.0	0.8	0.0	0.0	-
Irradiation (ionizing radiation) equipment.		334517-0	-	0.0	0.8	0.0	0.0	-
Secondary products and miscellaneous receipts.		334517-SM						
Other measuring and controlling device mfg.	334519		3.7	1.0	0.7	0.8	-0.2	-0.1
Primary products.		334519-P	3.6	1.1	0.7	0.8	-0.2	-0.1
Physical properties testing & inspection equipment and kinematic testing & measuring equipment.		334519-4	1.5	1.2	0.0	0.0	0.0	0.0
Nuclear radiation detection and monitoring instruments.		334519-5	2.8	2.4	0.0	0.0	0.0	0.0
Commercial, geophysical, meteorological, and general-purpose instruments and equipment.		334519-7	3.9	0.3	2.9	0.0	-1.0	0.0
Secondary products and miscellaneous receipts.		334519-SM						
Miscellaneous receipts.		334519-M	6.5	0.2	0.0	0.0	0.5	0.0
Manufacturing and reproducing magnetic and optical media.	3346		1.2	0.0	0.0	0.0	0.4	0.5
Manufacturing and reproducing magnetic and optical media.	33461		1.2	0.0	0.0	0.0	0.4	0.5
Manufacturing and reproducing magnetic and optical media.	334610		1.2	0.0	0.0	0.0	0.4	0.5
Primary products.		334610-P	1.2	0.0	0.0	0.0	0.4	0.5
Electrical equipment and appliance mfg.	335		2.7	0.2	0.2	0.3	0.1	0.5
Electric lighting equipment mfg.	3351		2.8	0.0	0.4	0.6	-0.1	0.7
Electric lighting equipment mfg.	33513		2.8	0.0	0.4	0.6	-0.1	0.7
Residential electric lighting fixture mfg.	335131		0.6	-0.2	0.0	0.0	0.0	0.6
Primary products.		335131-P	0.1	-0.3	0.0	0.0	0.0	0.2
Residential-type electric lighting fixtures (except portable), including parts and accessories.		335131-1	-0.2	-0.4	0.0	0.0	0.0	0.3
Secondary products and miscellaneous receipts.		335131-SM						

See footnotes at end of table.

Table 12. Producer price index percentage changes for the net output of selected industries and their products, not seasonally adjusted — Continued
 [May 2024]

Title ¹	Industry code	Product code	Unadjusted 12-month percent change ²	Unadjusted 1-month percent change ²				
			May 2023 to May 2024 ^P	Dec. to Jan.	Jan. to Feb. ^P	Feb. to Mar. ^P	Mar. to Apr. ^P	Apr. to May ^P
Nonresidential electric lighting fixture mfg.	335132		4.1	0.0	0.9	0.8	-0.1	1.3
Primary products.....		335132-P	4.4	0.0	1.0	0.9	-0.1	1.4
Commercial and institutional-type electric lighting fixtures, including parts and accessories.....		335132-1	4.9	0.0	1.1	1.0	-0.1	1.7
Industrial-type electric lighting fixtures, including parts and accessories.....		335132-5	1.7	0.0	0.2	0.0	0.0	0.0
Secondary products and miscellaneous receipts.....		335132-SM						
Other lighting equipment, including lamps and bulbs mfg.....	335139		1.8	0.0	0.0	0.4	0.0	0.0
Primary products.....		335139-P	1.9	0.0	0.0	0.4	0.0	0.0
Electric lamp bulb, tubes, and components.....		335139-1	6.1	0.0	0.0	0.0	0.0	0.0
Outdoor lighting equipment (including parts and accessories).....		335139-2	0.0	0.0	0.0	0.0	0.0	0.0
Secondary products and miscellaneous receipts.....		335139-SM						
Household appliance mfg.....	3352		0.9	0.0	-0.2	0.6	0.2	0.2
Small electrical appliance mfg.....	33521		0.3	-0.9	0.1	1.1	0.2	0.0
Small electrical appliance mfg.....	335210		0.3	-0.9	0.1	1.1	0.2	0.0
Primary products.....		335210-P	0.2	-0.9	0.1	1.0	0.2	0.0
Parts and attachments for small electric household appliances, including fan parts.....		335210-5	1.4	0.0	0.0	1.6	0.0	0.0
Household vacuum cleaners and other floor care machines (including parts and attachments).....		335210-6	3.2	0.8	0.3	-0.3	0.8	0.0
Other small electric household appliances, including fans.....		335210-7	-0.6	-1.4	0.0	1.4	0.0	0.0
Secondary products and miscellaneous receipts.....		335210-SM						
Secondary products.....		335210-S	7.2	-0.3	-0.1	7.1	0.1	0.1
Major household appliance mfg.....	33522		1.0	0.2	-0.3	0.5	0.2	0.2
Major household appliance mfg.....	335220		1.0	0.2	-0.3	0.5	0.2	0.2
Primary products.....		335220-P	0.8	0.2	-0.3	0.3	0.1	0.2
Household cooking appliances.....		335220-1	1.6	0.3	-0.6	0.7	-0.5	0.6
Electric household ranges, ovens (including microwave), surface cooking units, and equipment.....		335220-11	0.3	-0.3	1.3	0.6	-0.7	1.5
Gas household ranges, ovens, surface cooking units, and equipment (incl. parts and accessories).....		335220-13	4.4	1.6	-2.3	0.9	-0.5	2.3
Other household ranges and cooking equipment, including outdoor equipment.....		335220-15	-0.5	-0.8	-1.0	0.3	-0.2	-3.9
Household refrigerators and home freezers.....		335220-2	-1.6	0.1	-0.3	-0.1	0.2	-0.5
Household refrigerators, including combination refrigerator-freezers.....		335220-21	-1.9	0.2	-0.4	-0.1	0.2	-0.6
Other major household appliances.....		335220-8	2.5	0.2	0.1	0.2	0.8	1.0
Household water heaters, electric, for permanent installation.....		335220-81	4.0	0.0	0.0	1.9	2.0	0.0
Household water heaters, excluding electric.....		335220-83	3.3	0.1	0.0	1.4	1.7	0.0
Secondary products and miscellaneous receipts.....		335220-SM						
Miscellaneous receipts.....		335220-M	0.0	0.0	0.0	0.0	0.0	0.0
Electrical equipment mfg.....	3353		5.5	0.9	0.2	0.8	0.1	0.3
Electrical equipment mfg.....	33531		5.5	0.9	0.2	0.8	0.1	0.3
Electric power and specialty transformer mfg.....	335311		2.5	0.6	0.0	0.5	-1.0	0.0
Primary products.....		335311-P	2.5	0.7	0.0	0.4	-1.0	0.0
Secondary products and miscellaneous receipts.....		335311-SM						
Motor and generator mfg.....	335312		3.6	0.4	0.0	1.0	0.0	0.0
Primary products.....		335312-P	3.8	0.4	0.0	1.2	0.0	0.0
Parts, supplies for motors, generators, generator sets, and other rotating equipment.....		335312-C	7.6	-0.5	0.0	4.4	0.0	0.0
Other motors and generators n.e.c.....		335312-F	3.7	1.0	0.0	-0.6	0.0	0.0
Fractional horsepower motors (rated at less than 746 watts) (except hermetics).....		335312-1	1.4	0.0	0.0	0.9	0.0	0.0
Integral horsepower motors & generators other than for land transport equipment (exc hermetics).....		335312-3	2.5	0.0	0.0	2.5	0.0	0.0
Secondary products and miscellaneous receipts.....		335312-SM						
Miscellaneous receipts.....		335312-M	0.8	0.0	0.0	0.0	0.0	0.0
Secondary products.....		335312-S	3.9	0.6	0.2	0.4	0.1	0.5
Switchgear and switchboard apparatus mfg.....	335313		8.4	0.5	0.7	0.9	0.1	1.0
Primary products.....		335313-P	8.6	0.5	0.7	1.0	0.1	1.0
Switchgear, excluding ducts and relays.....		335313-A	10.8	0.9	0.5	1.4	0.2	1.4
Low voltage panelboards and distribution boards, 1000 volts or less.....		335313-3	6.5	0.0	2.1	0.0	0.0	1.1
Secondary products and miscellaneous receipts.....		335313-SM						
Relay and industrial control mfg.....	335314		5.3	2.3	0.0	0.4	0.7	0.0
Primary products.....		335314-P	4.6	2.4	0.1	0.1	0.1	0.0
Specific-purpose industrial controls.....		335314-C	1.2	0.0	0.0	0.0	0.1	0.0
General-purpose industrial controls.....		335314-F	7.4	4.0	0.0	0.2	0.2	0.0

See footnotes at end of table.

Table 12. Producer price index percentage changes for the net output of selected industries and their products, not seasonally adjusted — Continued
 [May 2024]

Title ¹	Industry code	Product code	Unadjusted 12-month percent change ²	Unadjusted 1-month percent change ²				
				May 2023 to May 2024 ^P	Dec. to Jan.	Jan. to Feb. ^P	Feb. to Mar. ^P	Mar. to Apr. ^P
Relay and industrial control mfg - Continued								
Relays for electronic circuitry, industrial control overload and switchgear type. . . .		335314-1	-	1.9	0.0	-	-	-
Parts for industrial controls and motor-control accessories.		335314-7	2.6	0.3	1.5	0.0	0.0	0.0
Secondary products and miscellaneous receipts.		335314-SM						
Miscellaneous receipts.		335314-M	-	0.0	0.0	4.3	8.6	-
Other electrical equipment & component mfg.	3359		1.3	-0.2	0.3	-0.2	0.1	0.6
Storage battery mfg.	33591		-1.0	0.1	0.1	-0.2	-0.3	-0.7
Battery mfg.	335910		-1.0	0.1	0.1	-0.2	-0.3	-0.7
Primary products.		335910-P	-1.0	0.1	0.0	-0.1	-0.3	-0.7
Storage batteries.		335910-1	-0.5	0.1	0.1	-0.1	-0.4	0.0
Storage batteries, lead acid type, BCI dimensional size group 8D or smaller. . .		335910-11	-0.4	0.2	0.0	0.5	-0.6	0.0
Storage batteries, lead acid type, larger than BCI dimensional size group 8D. . .		335910-12	-1.4	0.0	0.3	-2.5	0.0	0.0
Primary batteries.		335910-2	-	-0.1	-0.1	-	-	-
Secondary products and miscellaneous receipts.		335910-SM						
Secondary products.		335910-S	1.5	0.0	1.5	0.0	0.0	0.0
Communication & energy wire & cable mfg.	33592		4.5	-0.5	0.2	-0.5	0.4	2.7
Fiber optic cable mfg.	335921		-13.8	-3.7	0.0	0.0	0.0	0.0
Primary products.		335921-P	-13.9	-3.7	0.0	0.0	0.0	0.0
Fiber optic cable, made from purchased fiber optic strand.		335921-0	-13.9	-3.7	0.0	0.0	0.0	0.0
Secondary products and miscellaneous receipts.		335921-SM						
Other communication and energy wire mfg.	335929		9.3	0.2	0.3	-0.6	0.5	3.3
Primary products.		335929-P	9.8	0.3	0.4	-0.7	0.5	3.4
Electronic wire and cable, made of nonferrous metals (purchased wire).		335929-A	1.6	0.0	0.0	0.6	0.5	3.6
Other insulated wire & cable, incl control & signal, made of nonferrous metals (purchased wire).		335929-F	5.7	1.5	2.1	-0.7	0.6	0.8
Power wire and cable, made from nonferrous metals (purchased wire).		335929-1	20.7	-0.1	-0.1	-1.8	0.5	4.5
Secondary products and miscellaneous receipts.		335929-SM						
Wiring device mfg.	33593		0.1	-0.5	0.7	-0.1	-0.1	0.3
Current-carrying wiring device mfg.	335931		3.3	0.1	0.2	0.0	0.1	0.4
Primary products.		335931-P	3.3	0.0	0.1	0.0	0.1	0.4
Current-carrying wiring devices n.e.c.		335931-A	4.3	0.1	0.4	-0.5	0.1	0.2
Current-carrying switches for electrical circuitry (including vehicular switches). . . .		335931-1	-0.2	0.2	-0.4	0.0	0.4	-1.3
Current-carrying wire connectors for electrical circuitry.		335931-9	4.9	-0.6	0.0	1.5	-0.6	3.2
Secondary products and miscellaneous receipts.		335931-SM						
Secondary products.		335931-S	1.8	0.0	0.0	0.0	0.1	0.2
Noncurrent-carrying wiring device mfg.	335932		-3.4	-1.2	1.3	-0.2	-0.3	0.2
Primary products.		335932-P	-4.2	-1.4	1.4	-0.2	-0.5	0.2
Noncurrent-carrying electrical conduit and conduit fittings, incl. plastic conduit & fittings.		335932-4	-12.0	-2.9	-0.1	-0.4	-1.4	0.5
Other noncurrent-carrying wiring devices and supplies (boxes, covers, bar hangers, etc.).		335932-6	7.5	0.0	6.0	-0.1	0.5	0.0
Secondary products and miscellaneous receipts.		335932-SM						
All other electrical equipment & component mfg.	33599		1.5	0.4	0.2	0.0	0.3	0.0
Carbon and graphite product mfg.	335991		5.4	4.1	0.1	0.0	1.2	0.0
Primary products.		335991-P	5.5	4.2	0.1	0.0	1.3	0.0
Carbon and graphite products, including electrodes for electric arc furnaces.		335991-0	5.5	4.2	0.1	0.0	1.3	0.0
Secondary products and miscellaneous receipts.		335991-SM						
Miscellaneous receipts.		335991-M	-	0.0	0.0	0.0	-0.1	-
Miscellaneous electrical equipment mfg.	335999		0.2	-0.8	0.3	0.0	0.0	0.0
Primary products.		335999-P	-0.3	-1.3	0.3	0.0	0.0	0.0
Rectifying apparatus.		335999-3	4.0	1.0	2.9	0.0	0.0	0.0
All miscellaneous electrical equipment except rectifying apparatus.		335999-4	-0.8	-1.6	0.0	0.0	0.0	0.0
Secondary products and miscellaneous receipts.		335999-SM						
Transportation equipment manufacturing.	336		1.8	0.4	0.2	0.0	0.0	0.1
Motor vehicle manufacturing.	3361		0.8	0.3	0.2	-0.1	-0.1	0.0
Automobile and light truck manufacturing.	33611		0.7	0.3	0.2	-0.1	-0.1	-0.1
Automobile, light truck and utility vehicle mfg.	336110		0.7	0.2	0.2	-0.1	-0.1	-0.1
Primary products.		336110-P	0.7	0.3	0.2	-0.1	-0.1	-0.1
Passenger cars and chassis.		336110-1	-2.0	0.1	0.0	-0.2	0.0	0.0
Trucks, truck tractors, & bus chassis 14,000 lb or less, incl. minivans & suvs.		336110-2	1.3	0.3	0.2	0.0	-0.2	-0.1

See footnotes at end of table.

Table 12. Producer price index percentage changes for the net output of selected industries and their products, not seasonally adjusted — Continued
 [May 2024]

Title ¹	Industry code	Product code	Unadjusted 12-month percent change ²	Unadjusted 1-month percent change ²				
				May 2023 to May 2024 ^P	Dec. to Jan.	Jan. to Feb. ^P	Feb. to Mar. ^P	Mar. to Apr. ^P
Automobile, light truck and utility vehicle mfg - Continued								
Secondary products and miscellaneous receipts.....		336110-SM						
Heavy duty truck manufacturing.....	33612		1.9	0.6	0.0	0.0	0.0	0.2
Heavy duty truck mfg.....	336120		1.9	0.6	0.0	0.0	0.0	0.2
Primary products.....		336120-P	1.8	0.6	0.0	0.0	0.0	0.2
Trucks, truck tractors, and bus chassis (chassis of own manufacture) 14,001 to 33,000 lbs.....		336120-1	2.2	0.0	0.0	0.0	0.1	0.2
Secondary products and miscellaneous receipts.....		336120-SM						
Motor vehicle body and trailer manufacturing.....	3362		0.4	0.0	0.1	0.1	-0.1	-0.2
Motor vehicle body and trailer manufacturing.....	33621		0.4	0.0	0.1	0.1	-0.1	-0.2
Motor vehicle body mfg.....	336211		2.6	0.7	0.0	0.4	0.0	-0.8
Primary products.....		336211-P	2.4	0.8	0.0	0.2	0.0	-0.8
Other truck and vehicle bodies, sold separately.....		336211-5	0.5	0.2	0.0	0.4	0.0	-1.6
Dump truck bodies, for sale separately.....		336211-5A	-	0.0	0.0	0.0	-	-
All other truck and vehicle bodies, sold separately.....		336211-5B	-0.2	0.3	0.0	0.5	0.0	-2.3
Buses and firefighting vehicles, complete, produced on purchased chassis.....		336211-7	1.0	0.0	0.1	0.1	0.0	0.2
Other trucks and vehicles, complete, produced on purchased chassis.....		336211-9	2.1	0.3	0.0	0.1	0.0	0.0
Other trucks and vehicles, complete, produced on purchased chassis, except upfitting trucks.....		336211-91	5.0	0.7	0.1	0.3	0.1	0.1
Secondary products and miscellaneous receipts.....		336211-SM						
Secondary products.....		336211-S	4.7	0.0	0.1	2.2	0.0	0.1
Truck trailer mfg.....	336212		-1.5	-0.3	0.6	-0.1	-0.4	0.0
Primary products.....		336212-P	-1.5	-0.3	0.6	-0.1	-0.4	0.0
Truck trailers and chassis, axle rating 10,000 lbs or more.....		336212-1	-1.7	-0.4	0.6	-0.1	-0.4	-0.1
Truck trailers and chassis, axle rating less than 10,000 lbs.....		336212-3	0.8	0.8	0.0	0.0	0.0	0.0
Secondary products and miscellaneous receipts.....		336212-SM						
Secondary products.....		336212-S1	5.2	3.9	-0.3	0.0	0.0	0.0
Motor home mfg.....	336213		0.9	0.0	0.0	0.0	0.2	0.0
Primary products.....		336213-P	0.9	0.0	0.0	0.0	0.2	0.0
Motor homes built on purchased chassis.....		336213-0	0.9	0.0	0.0	0.0	0.2	0.0
Secondary products and miscellaneous receipts.....		336213-SM1						
Travel trailer and camper mfg.....	336214		0.1	-0.3	0.0	0.0	0.0	0.0
Primary products.....		336214-P	0.3	-0.3	0.0	0.0	0.0	0.0
Travel trailers.....		336214-1	0.3	0.0	0.0	0.0	0.0	0.0
Conventional travel trailers.....		336214-19	0.7	0.0	0.0	0.0	0.0	0.0
Automobile and light truck trailers.....		336214-3	-0.9	-1.8	-0.3	0.0	0.0	0.0
Camping trailers, campers, pick-up covers, and parts.....		336214-5	1.8	0.0	0.0	0.0	0.0	0.0
Other parts and components, excluding appliances and furnishings.....		336214-53	2.2	0.0	0.0	0.0	0.0	0.0
Truck campers, caps, box covers, and fold-down camping trailers.....		336214-56	0.9	0.0	0.0	0.0	0.0	0.0
Secondary products and miscellaneous receipts.....		336214-SM						
Secondary products.....		336214-S	-0.6	-0.1	0.0	0.0	0.0	0.0
Motor vehicle parts manufacturing.....	3363		1.0	0.4	0.1	0.1	0.1	0.0
Motor vehicle gasoline engine and parts mfg.....	33631		0.0	0.1	0.2	0.8	0.0	-0.1
Motor vehicle gasoline engine and engine parts mfg.....	336310		0.0	0.1	0.2	0.8	0.0	-0.1
Primary products.....		336310-P	0.0	0.1	0.2	0.8	0.0	-0.1
Gasoline engines and engine parts (excluding carburetors).....		336310-2	-0.4	0.0	0.1	0.9	0.0	-0.1
Carburetors, pistons, piston rings, and valves.....		336310-3	4.3	0.9	0.4	-0.1	0.0	0.0
Secondary products and miscellaneous receipts.....		336310-SM						
Miscellaneous receipts.....		336310-M1	0.3	0.0	0.0	0.0	0.0	0.0
Secondary products.....		336310-S	0.0	-0.2	0.1	0.0	0.1	0.1
Motor vehicle electric equipment.....	33632		1.3	0.4	0.4	0.0	-0.1	0.0
Motor vehicle electrical and electronic equipment mfg.....	336320		1.3	0.4	0.4	0.0	-0.1	0.0
Primary products.....		336320-P	1.5	0.4	0.4	0.0	0.2	0.0
Vehicular lighting equipment.....		336320-1	1.9	0.3	1.8	0.0	-0.1	0.0
Other motor vehicle electrical and electronic equipment.....		336320-2	1.3	0.4	0.0	0.0	0.3	0.0
Battery charging alternators, generators, and regulators.....		336320-23	1.3	0.1	0.1	0.2	0.5	0.0
Parts for engine electrical and electronic equipment.....		336320-2A	6.8	0.1	0.0	0.0	6.1	0.0
All other miscellaneous non-engine electrical and electronic equipment.....		336320-2D	0.0	0.0	0.0	0.0	0.1	0.0
All other miscellaneous complete engine electrical equipment, including spark plugs.....		336320-2U	2.7	1.9	0.0	0.0	-1.0	0.0
Secondary products and miscellaneous receipts.....		336320-SM						

See footnotes at end of table.

Table 12. Producer price index percentage changes for the net output of selected industries and their products, not seasonally adjusted — Continued
 [May 2024]

Title ¹	Industry code	Product code	Unadjusted 12-month percent change ²	Unadjusted 1-month percent change ²				
				May 2023 to May 2024 ^P	Dec. to Jan.	Jan. to Feb. ^P	Feb. to Mar. ^P	Mar. to Apr. ^P
Motor vehicle electrical and electronic equipment mfg - Continued								
Miscellaneous receipts.....		336320-M	1.5	0.6	0.1	-0.2	0.0	0.2
Secondary products.....		336320-S	2.7	1.6	0.2	0.0	0.0	0.0
Motor vehicle steering and suspension parts.....	33633		0.3	-1.5	0.0	-0.1	0.7	-0.6
Motor vehicle steering and suspension components (except spring) manufacturing.....	336330		0.3	-1.5	0.0	-0.1	0.7	-0.6
Primary products.....		336330-P	0.5	-1.6	0.0	-0.1	0.7	-0.6
Motor vehicle steering and suspension components (excluding spring), new and rebuilt.....		336330-0	0.5	-1.6	0.0	-0.1	0.7	-0.6
Secondary and miscellaneous receipts.....		336330-SM						
Motor vehicle brake system manufacturing.....	33634		0.8	2.9	-0.1	0.3	-1.4	0.4
Motor vehicle brake system mfg.....	336340		0.8	2.9	-0.1	0.3	-1.5	0.4
Primary products.....		336340-P	0.8	3.0	-0.1	0.3	-1.5	0.4
Motor vehicle brake parts and assemblies, new.....		336340-1	1.0	3.3	-0.2	0.3	-1.5	0.4
Motor vehicle drum brake assemblies and parts, new.....		336340-1E	0.0	4.0	-0.3	0.8	-1.4	0.0
Motor vehicle disc brake assemblies and parts, new.....		336340-1F	-2.1	6.3	0.0	0.0	-4.2	0.0
Other motor vehicle brake parts and assemblies, new.....		336340-1G	3.7	1.0	-0.1	0.2	0.2	1.0
Secondary products and miscellaneous receipts.....		336340-SM						
Motor vehicle power train components mfg.....	33635		1.8	1.3	0.0	-0.2	0.2	0.0
Motor vehicle transmission and power train parts manufacturing.....	336350		1.8	1.3	0.0	-0.2	0.2	0.0
Primary products.....		336350-P	1.8	1.2	0.1	-0.2	0.2	0.0
Motor vehicle drive train components, excluding wheels and brakes, new.....		336350-2	1.5	1.1	0.1	-0.2	0.2	0.0
Motor vehicle transmissions (except auxiliary and parts), new.....		336350-20	1.7	2.7	-0.1	-0.5	-0.1	0.0
Parts for manual and automatic transmissions, new.....		336350-23	0.8	-0.7	0.1	0.0	0.0	0.1
Other motor vehicle drive train components, except wheels and brakes, new.....		336350-25	2.0	0.2	0.4	0.0	0.8	-0.2
Motor vehicle drive train components, rebuilt.....		336350-3	6.1	3.4	0.0	0.0	0.0	0.0
Secondary products and miscellaneous receipts.....		336350-SM						
Secondary products.....		336350-S	1.9	2.2	-0.7	-0.1	0.0	-0.5
Motor vehicle seating and interior trim mfg.....	33636		0.4	0.2	0.0	0.4	0.3	0.1
Motor vehicle seating and interior trim mfg.....	336360		0.4	0.2	0.0	0.4	0.3	0.1
Primary products.....		336360-P	0.4	0.0	0.2	0.4	0.3	0.1
Automobile trimmings.....		336360-1	1.2	0.0	0.1	0.4	0.7	0.0
Seats for public conveyance and aircraft.....		336360-3	0.1	0.0	0.2	0.6	0.0	0.1
Secondary products and miscellaneous receipts.....		336360-SM						
Secondary products.....		336360-S	-3.1	2.2	-2.8	-0.4	0.1	-0.1
Motor vehicle metal stamping.....	33637		3.0	0.0	0.7	-0.2	0.3	-0.1
Motor vehicle metal stamping.....	336370		3.0	0.0	0.7	-0.2	0.3	-0.1
Primary products.....		336370-P	3.1	0.0	0.7	-0.3	0.4	-0.1
Automotive job stampings (truck, bus, and passenger car).....		336370-0	3.1	0.0	0.7	-0.3	0.4	-0.1
Secondary products and miscellaneous receipts.....		336370-SM						
Secondary products.....		336370-S	0.1	0.0	0.1	0.1	-0.2	0.0
Other motor vehicle parts manufacturing.....	33639		0.8	0.1	-0.1	0.0	0.1	0.2
Other motor vehicle parts mfg.....	336390		0.7	0.1	-0.1	0.0	0.1	0.2
Primary products.....		336390-P	0.8	0.1	-0.1	0.0	0.1	0.2
Filters, new, internal combustion engines and motor vehicles.....		336390-A	0.7	0.0	0.0	0.0	0.0	0.3
All other motor vehicle parts and accessories, including trailer hitches.....		336390-8	1.5	0.2	0.2	-0.1	0.0	0.1
Secondary products and miscellaneous receipts.....		336390-SM						
Miscellaneous receipts.....		336390-M	-	-	-	-	-	-
Secondary products.....		336390-S	-	0.0	0.1	0.0	-	-
Aerospace product and parts manufacturing.....	3364		3.8	0.6	0.4	0.1	0.3	0.1
Aerospace product and parts manufacturing.....	33641		3.8	0.6	0.4	0.1	0.3	0.1
Aircraft mfg.....	336411		3.9	0.8	0.3	0.2	0.2	0.2
Primary products.....		336411-P	3.9	0.6	0.3	0.2	0.2	0.2
Civilian aircraft.....		336411-3	2.7	0.5	0.4	0.2	0.2	0.2
Military aircraft.....		336411-4	7.0	0.9	0.0	0.0	0.0	0.0
Secondary products and miscellaneous receipts.....		336411-SM						
Secondary products.....		336411-S	3.5	3.1	0.0	0.0	0.2	0.0
Aircraft engine and engine parts mfg.....	336412		4.5	0.4	1.2	0.0	0.2	0.1
Primary products.....		336412-P	3.8	0.8	0.8	0.0	0.3	0.2
Aeronautical services on aircraft engines.....		336412-5	13.4	-0.2	4.5	0.0	0.0	0.0
Aircraft engine parts and accessories.....		336412-7	4.4	1.9	0.3	0.0	0.5	0.4

See footnotes at end of table.

Table 12. Producer price index percentage changes for the net output of selected industries and their products, not seasonally adjusted — Continued
 [May 2024]

Title ¹	Industry code	Product code	Unadjusted 12-month percent change ²	Unadjusted 1-month percent change ²				
				May 2023 to May 2024 ^P	Dec. to Jan.	Jan. to Feb. ^P	Feb. to Mar. ^P	Mar. to Apr. ^P
Aircraft engine and engine parts mfg - Continued								
Parts and accessories for military aircraft engines.....		336412-75	2.7	0.6	0.0	0.0	0.1	1.1
Parts and accessories for civilian aircraft engines.....		336412-77	5.3	2.6	0.5	0.1	0.6	0.0
Secondary products and miscellaneous receipts.....		336412-SM						
Secondary products.....		336412-S	7.4	0.2	2.9	0.0	0.1	0.0
Other aircraft parts and equipment mfg.....	336413		2.0	0.0	0.4	0.1	1.3	0.0
Primary products.....		336413-P	1.9	0.0	0.2	0.0	1.3	0.0
Aircraft propellers and helicopter rotors.....		336413-1	1.3	0.0	0.0	0.1	0.6	0.0
Aircraft parts and auxiliary equipment.....		336413-7	1.9	0.0	0.3	0.0	1.4	0.0
Aircraft landing gear for civilian and military aircraft.....		336413-72	5.3	4.4	0.8	0.0	0.0	0.1
Other aircraft subassemblies and parts for military aircraft.....		336413-73	2.3	0.0	1.6	0.0	0.0	0.0
Other aircraft subassemblies and parts for civilian aircraft.....		336413-74	1.7	-0.3	0.0	0.0	1.8	0.0
Secondary products and miscellaneous receipts.....		336413-SM						
Secondary products.....		336413-S	2.4	0.9	0.4	2.0	-0.2	0.0
Railroad rolling stock manufacturing.....	3365		1.3	0.0	0.2	0.1	0.0	0.0
Railroad rolling stock manufacturing.....	33651		1.3	0.0	0.2	0.1	0.0	0.0
Railroad rolling stock mfg.....	336510		1.3	0.0	0.2	0.1	0.0	0.0
Primary products.....		336510-P	1.3	0.0	0.2	0.1	-0.1	0.0
Street, subway, trolley, and rapid transit cars, and railway maintenance equipment and parts.....		336510-5	2.8	0.0	0.4	0.2	-0.2	0.0
Railway maintenance of way equipment & parts, parts for all railcars, & other railway vehicles.....		336510-54	2.3	0.0	0.5	0.3	-0.2	0.0
Secondary products and miscellaneous receipts.....		336510-SM						
Miscellaneous receipts.....		336510-M	1.6	0.0	1.6	0.0	0.0	0.0
Secondary products.....		336510-S1	0.7	0.7	0.0	0.0	0.0	0.0
Ship and boat building.....	3366		3.7	0.3	0.1	0.3	0.3	0.6
Ship and boat building.....	33661		3.7	0.3	0.1	0.3	0.3	0.6
Ship building and repairing.....	336611		4.0	0.3	0.3	0.4	0.3	0.7
Primary products.....		336611-P	4.0	0.3	0.2	0.4	0.3	0.7
Ship repair, nonmilitary.....		336611-A	14.3	2.0	0.0	1.8	0.0	2.8
Military self-propelled ships, new construction.....		336611-5	2.1	0.0	0.4	0.0	0.4	0.2
Ship repair, military.....		336611-8	2.2	0.0	0.0	0.3	0.5	0.6
Nonmilitary self-propelled ships, new construction.....		336611-9	4.9	0.0	0.0	0.0	0.0	0.0
Secondary products and miscellaneous receipts.....		336611-SM2						
Boat building.....	336612		3.0	0.3	-0.1	0.1	0.2	0.2
Primary products.....		336612-P	3.0	0.4	-0.1	0.1	0.2	0.2
Outboard motorboats, including commercial and military (except sailboats and lifeboats).....		336612-1	3.0	0.4	-0.1	0.2	0.2	0.3
Outboard motorboats, wood or metal, incl. comm. and military (exc. sailboats and lifeboats).....		336612-11	0.8	0.2	-1.3	0.3	0.5	0.1
Outboard motorboats, plastics/fiberglass, incl. comm. and mil. (exc. sailboats and lifeboats).....		336612-14	4.2	0.5	0.5	0.1	0.0	0.3
Inboard motorboats, including commercial and military (except sailboats and lifeboats).....		336612-3	4.3	-0.3	0.4	0.0	0.8	0.0
Inboard cabin cruisers, including commercial and military (except sailboats and lifeboats).....		336612-31	5.3	0.7	0.5	0.1	0.2	0.0
Other inboard motorboats, including commercial and military (except sailboats and lifeboats).....		336612-32	2.3	-2.5	0.0	0.0	2.1	0.0
Inboard-outdrive boats, including commercial and military (except sailboats and lifeboats).....		336612-5	2.4	0.0	-0.4	0.0	-0.5	0.2
All other inboard-outdrive boats, incl. comm. and military (except sailboats and lifeboats).....		336612-52	2.3	0.0	-0.5	0.0	-0.5	0.2
All other boats (excluding military and commercial).....		336612-8	2.3	1.4	0.0	0.0	0.0	0.0
Secondary products and miscellaneous receipts.....		336612-SM						
Miscellaneous receipts.....		336612-M	4.1	0.0	0.0	0.0	0.0	0.0
Other transportation equipment manufacturing.....	3369		-0.1	0.2	0.1	-0.3	0.0	0.0
Other transportation equipment manufacturing.....	33699		-0.1	0.2	0.1	-0.3	0.0	0.0
Motorcycle, bicycle, and parts mfg.....	336991		2.4	0.1	0.2	1.7	0.0	0.0
Primary products.....		336991-P	2.4	0.1	0.2	1.7	0.0	0.0
Motorcycles, including three-wheel motorbikes, motorscooters, mopeds, and parts.....		336991-3	2.5	0.1	0.0	2.0	0.0	0.0
Bicycles, including parts (excluding children's 2-wheel sidewalk cycles).....		336991-4	1.3	0.2	1.3	0.0	0.0	0.0
Cycles, all types, tubular construction.....		336991-42	3.3	0.5	2.7	0.0	0.0	0.0
Parts for bicycles, unicycles, and adult tricycles.....		336991-45	-0.4	0.0	0.1	0.0	0.1	0.0

See footnotes at end of table.

Table 12. Producer price index percentage changes for the net output of selected industries and their products, not seasonally adjusted — Continued
 [May 2024]

Title ¹	Industry code	Product code	Unadjusted 12-month percent change ²	Unadjusted 1-month percent change ²				
			May 2023 to May 2024 ^P	Dec. to Jan.	Jan. to Feb. ^P	Feb. to Mar. ^P	Mar. to Apr. ^P	Apr. to May ^P
Motorcycle, bicycle, and parts mfg - Continued								
Secondary products and miscellaneous receipts.....		336991-SM						
Secondary products.....		336991-S	-	0.0	-	-	-	-
All other transportation equipment mfg.....	336999		-2.0	0.3	0.0	-1.8	0.0	0.0
Primary products.....		336999-P	-2.1	0.3	0.0	-1.9	0.0	-0.1
All-terrain vehicles and parts.....		336999-4	-0.4	0.4	0.0	-0.8	0.0	0.0
All other miscellaneous transportation equipment.....		336999-6	-3.4	0.1	0.0	-2.7	0.0	0.0
Secondary products and miscellaneous receipts.....		336999-SM						
Secondary products.....		336999-S	0.7	0.0	0.0	0.7	0.0	0.0
Furniture & related product mfg.....	337		1.3	0.2	0.8	0.2	0.0	0.4
HH & institutional furniture & kitchen cabinet mfg.....	3371		0.9	0.1	0.6	0.3	0.0	0.5
Wood kitchen cabinet & countertop mfg.....	33711		1.2	0.0	1.7	0.0	0.0	0.0
Wood kitchen cabinet and countertop mfg.....	337110		1.2	0.0	1.7	0.0	0.0	0.0
Primary products.....		337110-P	1.0	0.0	1.6	0.0	0.0	0.0
Custom wood kitchen cabinets, bathroom vanities, and related cabinet sold directly to customers.....		337110-H	1.3	0.0	1.2	0.0	0.0	0.0
Stock wood kitchen cabinets and related cabinetwork for permanent installation. . .		337110-1	-1.2	0.0	0.1	0.0	0.0	0.0
Secondary products and miscellaneous receipts.....		337110-SM						
Household & institutional furniture mfg.....	33712		0.7	0.2	0.0	0.4	-0.1	0.7
Upholstered household furniture mfg.....	337121		1.0	0.3	0.0	0.9	0.0	1.4
Primary products.....		337121-P	0.6	0.0	0.0	0.9	0.1	1.3
Upholstered household furniture, excl. dual-purpose sleep furniture.....		337121-1	0.2	0.1	0.0	1.1	0.1	1.1
Upholstered household sofas, davenports, settees, and loveseats, except custom.....		337121-11	-0.9	0.0	0.0	1.2	0.1	0.9
Upholstered household sectional sofa pieces, except custom.....		337121-12	0.7	0.1	0.1	0.1	0.0	1.6
Upholstered household rocking chairs, including swivel rockers, except custom.....		337121-13	0.8	0.0	0.0	0.4	0.5	0.0
Other upholstered household furniture, including custom sold at retail.....		337121-15	4.4	0.2	0.0	3.3	0.0	0.3
Dual-purpose sleep furniture incl. futon, conv. sofa, jackknife & chair beds, except custom.....		337121-4	2.8	0.0	-0.1	0.2	0.0	2.2
Secondary products and miscellaneous receipts.....		337121-SM						
Nonupholstered wood household furniture mfg.....	337122		-0.2	0.0	-0.5	0.0	-0.1	-0.2
Primary products.....		337122-P	-0.4	0.0	-0.6	0.0	-0.1	-0.3
Wood dining room, kitchen, outdoor, and ready-to-assemble furniture, excl. cabinets and custom.....		337122-G	-0.8	0.0	0.0	0.0	0.0	1.3
Wood household den, family room, library, and living room furniture, except custom.....		337122-1	2.5	0.0	-0.1	0.0	0.0	1.6
Wood bedroom furniture, including infants' and children's, except custom.....		337122-8	-6.1	0.0	-1.7	0.0	-0.3	-2.7
Secondary products and miscellaneous receipts.....		337122-SM						
Secondary products.....		337122-S	1.2	0.2	0.0	0.0	0.0	0.0
Household furniture (except wood and upholstered) mfg.....	337126		-2.3	0.4	0.2	-0.4	0.5	-0.5
Primary products.....		337126-P	-2.1	0.1	0.3	-0.1	0.1	-0.1
Metal dining room and kitchen furniture, incl. padded and plain chairs and stools..		337126-1	0.8	2.3	0.1	-2.1	1.7	-1.2
Metal outdoor and casual furniture, incl. beach, lawn, garden and porch.....		337126-3	-2.4	0.0	0.0	0.0	0.0	0.0
Nonupholstered household furniture (except wood and metal).....		337126-6	-	0.0	-	-	-	-
Secondary products and miscellaneous receipts.....		337126-SM						
Secondary products.....		337126-S	-3.2	2.2	-0.7	-2.2	3.8	-3.7
Institutional furniture mfg.....	337127		2.4	-0.1	0.1	0.1	-0.6	0.4
Primary products.....		337127-P	2.5	-0.1	0.1	0.1	-0.6	0.4
Other institutional furniture.....		337127-B	2.1	-0.2	0.4	0.2	-0.5	0.2
School furniture (except stone and concrete), excl. library furniture.....		337127-1	2.6	-0.5	0.0	0.0	-0.9	0.0
Public building and related furniture, excl. bar, bowling, cafeteria, restaurant and school.....		337127-5	4.4	0.0	0.0	0.0	0.1	0.8
Public furniture (bar, bowling center, cafeteria, and restaurant).....		337127-8	-1.3	0.2	0.0	0.0	-2.7	0.0
Secondary products and miscellaneous receipts.....		337127-SM						
Miscellaneous receipts.....		337127-M	-1.0	1.1	0.0	0.0	0.0	0.0
Secondary products.....		337127-S	0.3	0.5	0.2	0.1	-0.4	0.1
Office furniture (including fixtures) mfg.....	3372		2.4	0.4	1.6	0.3	-0.1	0.2
Office furniture (including fixtures) mfg.....	33721		2.4	0.4	1.6	0.3	-0.1	0.2
Wood office furniture mfg.....	337211		3.1	0.2	1.0	0.0	0.0	0.2
Primary products.....		337211-P	3.8	0.2	1.2	0.0	0.0	0.2
Wood office furniture panel systems, desking systems, and other wood office furniture.....		337211-A	1.7	0.0	1.3	0.0	0.0	0.0

See footnotes at end of table.

Table 12. Producer price index percentage changes for the net output of selected industries and their products, not seasonally adjusted — Continued
 [May 2024]

Title ¹	Industry code	Product code	Unadjusted 12-month percent change ²	Unadjusted 1-month percent change ²				
				May 2023 to May 2024 ^P	Dec. to Jan.	Jan. to Feb. ^P	Feb. to Mar. ^P	Mar. to Apr. ^P
Wood office furniture mfg - Continued								
Wood office seating, including upholstered.....		337211-1	3.5	0.7	1.7	0.0	0.0	0.2
Wood office desks and desk extensions.....		337211-4	3.7	0.0	1.5	0.0	0.0	0.4
Wood office files, storage units, and tables.....		337211-7	6.0	0.0	0.2	0.0	0.0	0.2
Secondary products and miscellaneous receipts.....		337211-SM						
Secondary products.....		337211-S	-3.0	1.0	0.0	0.0	0.0	0.0
Custom architectural woodwork and millwork.....	337212		5.0	0.0	0.0	0.5	-0.1	1.1
Primary products.....		337212-P	5.0	0.0	0.0	0.5	0.0	1.2
Custom architectural woodwork, millwork, and fixtures.....		337212-0	5.0	0.0	0.0	0.5	0.0	1.2
Secondary products and miscellaneous receipts.....		337212-SM						
Office furniture, except wood, mfg.....	337214		1.6	0.7	2.4	-0.3	0.3	-0.6
Primary products.....		337214-P	1.6	0.8	2.5	-0.3	0.3	-0.6
Office furniture, other types, except wood, including panel systems.....		337214-A	-	1.3	0.9	-0.5	2.0	-0.7
Office seating, including upholstered, except wood.....		337214-1	2.7	-0.5	3.2	0.0	0.0	0.0
Office desk and desk extensions, except wood.....		337214-4	-	4.3	2.7	-0.2	0.3	0.0
Office files, storage units, and tables, except wood.....		337214-7	-0.1	0.4	3.9	-0.5	-1.7	-1.3
Secondary products and miscellaneous receipts.....		337214-SM						
Showcases, partitions, shelving, and lockers mfg.....	337215		0.5	0.6	2.7	0.9	-0.6	0.1
Primary products.....		337215-P	0.3	0.5	2.8	0.8	-0.7	0.1
Bookstacks and other shelving, except wood.....		337215-A2	3.7	-0.8	0.4	2.7	-3.3	0.0
Storage racks and accessories, except wood.....		337215-E	-9.7	1.1	2.3	-2.3	-1.9	0.0
Fixtures (bank, office, and store), except wood.....		337215-G	-	0.6	13.1	-0.9	0.4	-
Secondary products and miscellaneous receipts.....		337215-SM						
Other furniture related product mfg.....	3379		-0.1	0.0	-0.1	-0.3	0.5	0.7
Mattress mfg.....	33791		-1.0	0.0	-0.2	-0.4	0.7	0.1
Mattress mfg.....	337910		-1.0	0.0	-0.2	-0.4	0.7	0.1
Primary products.....		337910-P	-1.0	0.0	-0.2	-0.4	0.7	0.1
Mattress and foundation sets.....		337910-E	0.6	0.1	0.0	-0.1	0.0	0.0
Innerspring mattresses, excluding crib-size.....		337910-1	-1.9	0.0	-0.5	-0.8	1.9	0.0
Other mattresses, including crib, foam, waterbed mattresses and mattress inserts.....		337910-4	-0.1	0.0	0.0	-0.2	0.0	0.0
Foundations, excl. innerspring units, hybrid-type flotation, ensembles, and adjustable units.....		337910-7	-1.0	0.0	0.0	-0.5	0.0	0.5
Secondary products and miscellaneous receipts.....		337910-SM						
Blind & shade mfg.....	33792		2.3	0.0	0.0	0.0	0.0	2.2
Blind and shade mfg.....	337920		2.3	0.0	0.0	0.0	0.0	2.2
Primary products.....		337920-P	2.4	0.0	0.0	0.0	0.0	2.3
Other blinds and shades, including curtain and drapery fixtures, poles and rods.....		337920-8	2.5	0.0	0.0	0.0	0.0	2.0
Secondary products and miscellaneous receipts.....		337920-SM						
Miscellaneous mfg.....	339		3.4	0.9	0.3	0.5	0.3	0.5
Medical equipment & supplies mfg.....	3391		3.4	0.9	0.4	0.3	0.4	0.3
Medical equipment & supplies mfg.....	33911		3.4	0.9	0.4	0.3	0.4	0.3
Surgical and medical instrument mfg.....	339112		2.4	1.4	0.0	0.6	0.0	0.0
Primary products.....		339112-P	2.4	1.4	0.0	0.6	0.0	0.0
Surgical and medical instruments.....		339112-0	2.4	1.4	0.0	0.6	0.0	0.0
Surgical and orthopedic instruments.....		339112-01	2.2	0.2	0.0	2.1	0.0	0.0
Surgical and medical catheters.....		339112-05	4.1	3.0	0.0	1.2	0.0	0.0
Other surgical and medical apparatus and instruments, excluding parts.....		339112-06	3.0	3.0	0.0	-0.4	0.0	0.0
Parts for surgical and medical apparatus and instruments.....		339112-09	1.3	1.6	0.0	-0.7	0.0	0.0
Secondary products and miscellaneous receipts.....		339112-SM						
Secondary products.....		339112-S	2.6	1.9	0.0	0.5	0.0	0.2
Surgical appliance and supplies mfg.....	339113		3.8	0.2	0.3	0.0	1.0	0.8
Primary products.....		339113-P	3.8	0.2	0.4	0.0	1.0	0.9
Medical and surgical appliances and supplies, incl. orthopedic, prosthetic, and therapeutic.....		339113-2	3.4	0.0	0.4	-0.2	0.9	0.9
Other orthopedic and prosthetic appliances.....		339113-22	1.2	0.0	0.0	-0.1	0.2	0.6
Other medical and surgical appliances and supplies.....		339113-27	4.3	0.3	0.6	-0.1	1.1	0.3
Hospital beds and specialized hospital furniture.....		339113-4	7.2	0.8	0.0	1.3	3.3	1.4
Personal industrial and nonindustrial safety equipment and clothing.....		339113-6	3.9	1.1	0.2	0.4	0.0	0.5
Secondary products and miscellaneous receipts.....		339113-SM						
Secondary products.....		339113-S	4.6	0.1	0.2	0.0	1.1	0.0

See footnotes at end of table.

Table 12. Producer price index percentage changes for the net output of selected industries and their products, not seasonally adjusted — Continued
 [May 2024]

Title ¹	Industry code	Product code	Unadjusted 12-month percent change ²	Unadjusted 1-month percent change ²				
				May 2023 to May 2024 ^P	Dec. to Jan.	Jan. to Feb. ^P	Feb. to Mar. ^P	Mar. to Apr. ^P
Dental equipment and supplies mfg.	339114		3.0	0.8	0.4	0.0	0.0	0.0
Primary products		339114-P	3.1	0.8	0.3	0.0	0.1	0.1
Dental professional equipment and supplies		339114-1	2.5	1.0	0.4	0.0	0.0	0.1
Professional dental equipment		339114-11	2.1	1.0	0.1	0.0	0.0	0.0
Professional dental supplies		339114-12	3.4	1.2	0.8	-0.1	0.1	0.2
Secondary products and miscellaneous receipts		339114-SM						
Miscellaneous receipts		339114-M	—	—	—	0.0	-0.9	-0.9
Ophthalmic goods mfg.	339115		8.1	0.7	2.8	0.0	0.0	0.0
Primary products		339115-P	8.2	0.7	2.9	0.0	0.0	0.0
Secondary products and miscellaneous receipts		339115-SM						
Other miscellaneous mfg.	3399		3.4	0.9	0.2	0.6	0.3	0.8
Jewelry & silverware mfg.	33991		4.1	0.5	0.0	1.2	1.6	0.5
Jewelry and silverware mfg.	339910		4.1	0.5	0.0	1.2	1.6	0.5
Primary products		339910-P	4.1	0.5	0.0	1.2	1.6	0.5
Jewelry, gold and platinum		339910-1	5.9	0.5	-0.2	1.9	2.3	1.1
Costume jewelry and novelties		339910-4	-0.4	0.6	0.0	0.0	0.0	-1.1
All other jewelry and personal goods (excluding costume)		339910-8	3.2	0.0	0.6	0.5	1.6	0.5
Secondary products and miscellaneous receipts		339910-SM						
Miscellaneous receipts		339910-M	—	0.1	2.3	0.3	0.4	—
Sporting & athletic goods mfg.	33992		2.1	1.7	0.2	0.0	0.0	0.0
Sporting and athletic goods mfg.	339920		2.1	1.7	0.2	0.0	0.0	0.0
Primary products		339920-P	2.1	1.8	0.2	0.0	0.0	0.0
Other sporting and athletic goods		339920-A	2.3	2.3	0.0	0.0	0.0	0.0
Golf equipment, excluding apparel and shoes		339920-4	—	1.7	0.0	0.0	0.0	—
Playground equipment		339920-5	4.4	3.1	0.0	0.0	0.0	0.0
Gymnasium and exercise equipment		339920-7	1.0	0.0	1.0	0.0	0.0	0.0
Secondary products and miscellaneous receipts		339920-SM						
Secondary products		339920-S	3.8	1.8	0.0	0.0	0.0	0.0
Doll, toy & game mfg.	33993		-1.5	-1.2	0.0	0.0	0.0	0.0
Doll, toy, and game mfg.	339930		-1.5	-1.2	0.0	0.0	0.0	0.0
Primary products		339930-P	-0.3	-0.3	0.0	0.0	0.0	0.0
Models (operating & static), craft kits/supply, natural science kits, & collectors' miniatures		339930-6	2.8	2.1	0.0	0.0	-0.2	0.0
Other nonelectronic toys, including parts		339930-8	0.2	0.2	0.0	0.0	0.0	0.0
Secondary products and miscellaneous receipts		339930-SM						
Office supplies (exc paper) mfg.	33994		0.9	0.2	0.0	0.3	0.7	0.0
Office supplies, except paper, mfg.	339940		0.9	0.2	0.0	0.3	0.7	0.0
Primary products		339940-P	0.8	0.1	0.0	0.3	0.7	0.0
Lead pencils, art goods, office supplies & small office equipment, excluding paper		339940-2	0.5	0.5	0.0	0.0	0.0	0.0
Marking devices		339940-3	2.2	0.0	0.2	0.0	0.4	0.0
Secondary products and miscellaneous receipts		339940-SM						
Miscellaneous receipts		339940-M	2.1	1.5	0.0	0.0	0.0	0.0
Secondary Products		339940-S	4.2	0.0	-0.3	0.0	0.0	0.0
Sign mfg.	33995		7.0	0.9	0.7	2.0	0.2	1.8
Sign mfg.	339950		7.0	0.9	0.7	2.0	0.2	1.8
Primary products		339950-P	7.4	1.0	0.5	2.2	0.2	2.0
Nonelectric signs and displays, including trade show exhibits		339950-4	7.9	1.8	0.9	1.0	0.4	1.2
Secondary products and miscellaneous receipts		339950-SM						
All other misc mfg.	33999		2.3	0.9	0.1	0.1	0.1	0.7
Gasket, packing, and sealing device mfg.	339991		2.8	1.8	-0.5	0.1	0.0	1.3
Primary products		339991-P	2.8	1.8	-0.5	0.1	0.0	1.4
Molded packing and seals		339991-2	2.3	0.8	0.0	0.0	0.0	0.0
Nonmetallic gaskets and gasketing		339991-3	0.6	0.9	0.0	0.3	0.0	0.1
Metallic gaskets and machined seals		339991-7	5.4	0.3	0.0	0.0	0.0	5.1
Rotary oil seals		339991-9	4.0	3.5	0.0	0.0	0.0	0.0
Secondary products and miscellaneous receipts		339991-SM						
Miscellaneous receipts		339991-M	2.0	0.7	0.4	0.0	0.0	1.0
Musical instrument mfg.	339992		2.7	0.5	0.0	0.0	1.5	0.0
Primary products		339992-P	2.7	0.5	0.0	0.0	1.5	0.0

See footnotes at end of table.

Table 12. Producer price index percentage changes for the net output of selected industries and their products, not seasonally adjusted — Continued
 [May 2024]

Title ¹	Industry code	Product code	Unadjusted 12-month percent change ²	Unadjusted 1-month percent change ²				
				May 2023 to May 2024 ^P	Dec. to Jan.	Jan. to Feb. ^P	Feb. to Mar. ^P	Mar. to Apr. ^P
Musical instrument mfg - Continued								
Nonelectronic pianos, organs, and nonelectronic pianos and organ parts, excluding benches.....		339992-A	-	0.0	0.0	0.0	0.0	-
Other musical instruments and parts.....		339992-7	3.0	0.6	0.0	0.0	1.7	0.0
Other electronic musical instruments, excluding electronic organs.....		339992-71	4.7	1.3	0.0	0.0	3.2	0.0
Other nonelectronic musical instruments.....		339992-72	1.0	0.0	0.0	0.0	0.5	0.0
Parts and accessories for other musical instruments, sold separately, excl. benches & cases.....		339992-73	-	0.0	0.0	0.0	0.0	0.0
Secondary products and miscellaneous receipts.....		339992-SM						
Miscellaneous receipts.....		339992-M	0.0	0.0	0.0	0.0	0.0	0.0
Fastener, button, needle, and pin mfg.....	339993		3.5	0.0	0.0	0.0	0.0	0.0
Primary products.....		339993-P	3.6	0.0	0.0	0.0	0.0	0.0
Fasteners, zippers, buttons, needles, pins, and buckles (except precious metal) ..		339993-0	3.6	0.0	0.0	0.0	0.0	0.0
Secondary products and miscellaneous receipts.....		339993-SM						
Broom, brush, and mop mfg.....	339994		2.4	0.6	0.2	0.0	0.1	0.0
Primary products.....		339994-P	2.3	0.5	0.2	0.0	0.1	0.0
Brooms, mops and dusters.....		339994-1	4.2	1.2	0.0	0.0	0.0	0.0
Brooms.....		339994-11	-	0.5	0.0	0.0	0.0	0.0
Mops and dusters, including refills.....		339994-13	1.9	1.9	0.0	0.0	0.0	0.0
Paint and varnish brushes, paint holders, pads, roller frames and rollers.....		339994-3	1.4	-0.1	1.5	0.0	0.0	0.0
Paint and varnish brushes.....		339994-31	3.0	0.0	3.0	0.0	0.0	0.0
Paint holders, pads, roller frames and rollers.....		339994-32	0.0	-0.1	0.1	0.0	0.0	0.0
Other types of brushes.....		339994-5	1.6	0.4	-0.1	0.0	0.1	0.0
Personal brushes.....		339994-51	-	0.0	0.0	0.0	-	-
All other types of brushes, except personal.....		339994-52	2.7	0.6	-0.1	0.0	0.0	0.0
Secondary products and miscellaneous receipts.....		339994-SM						
Burial casket mfg.....	339995		-0.5	1.4	0.0	0.0	0.1	0.0
Primary products.....		339995-P	-0.5	1.5	0.0	0.0	0.1	0.0
Metal burial caskets and coffins, completely lined and trimmed, adult sizes only. ..		339995-1	-1.4	0.0	0.0	0.0	0.2	0.0
Secondary products and miscellaneous receipts.....		339995-SM						
All other miscellaneous mfg.....	339999		2.1	0.5	0.3	0.1	0.0	0.6
Primary products.....		339999-P	2.2	0.6	0.4	0.1	0.0	0.7
Mirror and picture frames and framed pictures.....		339999-E	4.3	0.0	3.2	0.0	0.0	0.0
All other miscellaneous fabricated products, incl. fire extinguishers and umbrellas.....		339999-L	2.0	0.3	0.0	0.1	0.0	1.0
Candles, including tapers.....		339999-5	1.8	1.8	0.0	0.0	0.0	0.0
Secondary products and miscellaneous receipts.....		339999-SM						
Secondary products.....		339999-S	1.2	0.1	0.0	0.1	0.1	0.0
Services industries								
Merchant wholesalers, durable goods.....	423		0.5	2.8	-0.2	-1.8	0.0	0.3
Motor vehicle and parts merchant wholesalers.....	4231		-3.9	8.5	3.2	-5.1	-1.7	-1.0
Motor vehicle and parts merchant wholesalers.....	42310		-3.9	8.5	3.2	-5.1	-1.7	-1.0
Motor vehicle and parts merchant wholesalers.....	423100		-3.9	8.5	3.2	-5.1	-1.7	-1.0
Primary services.....		423100-P	-3.9	8.7	3.9	-5.5	-1.7	-0.5
Motor vehicle and parts wholesaler services.....		423100-1	-3.9	8.7	3.9	-5.5	-1.7	-0.5
Other receipts.....		423100-SM	-	-	-	3.5	-1.1	-11.6
Furniture and home furnishing merchant wholesalers.....	4232		-4.6	10.3	-1.7	-1.1	7.5	-0.5
Furniture and home furnishing merchant wholesalers.....	42320		-4.6	10.3	-1.7	-1.1	7.5	-0.5
Furniture and home furnishing merchant wholesalers.....	423200		-4.6	10.3	-1.7	-1.1	7.5	-0.5
Primary services.....		423200-P	-4.6	10.3	-1.7	-1.1	7.6	-0.5
Furniture and home furnishing wholesaler services.....		423200-1	-4.6	10.3	-1.7	-1.1	7.6	-0.5
Lumber and other construction materials merchant wholesalers.....	4233		-3.4	-0.9	-1.4	0.2	0.3	-0.8
Lumber and other construction materials merchant wholesalers.....	42330		-3.4	-0.9	-1.4	0.2	0.3	-0.8
Lumber and other construction materials merchant wholesalers.....	423300		-3.3	-0.9	-1.3	0.2	0.3	-0.7
Primary services.....		423300-P	-3.6	-0.9	-1.4	0.2	0.3	-0.8
Lumber and other construction material wholesaler services.....		423300-1	-3.6	-0.9	-1.4	0.2	0.3	-0.8
Other receipts.....		423300-SM	9.0	0.0	4.6	2.5	0.0	1.0
Professional and commercial equipment and supplies merchant wholesalers.....	4234		1.7	3.7	-1.7	-2.5	2.6	-0.6
Professional and commercial equipment and supplies merchant wholesalers.....	42340		1.7	3.7	-1.7	-2.5	2.6	-0.6
Professional and commercial equipment and supplies merchant wholesalers.....	423400		1.7	3.7	-1.7	-2.5	2.6	-0.6

See footnotes at end of table.

Table 12. Producer price index percentage changes for the net output of selected industries and their products, not seasonally adjusted — Continued
 [May 2024]

Title ¹	Industry code	Product code	Unadjusted 12-month percent change ²	Unadjusted 1-month percent change ²					
				May 2023 to May 2024 ^P	Dec. to Jan.	Jan. to Feb. ^P	Feb. to Mar. ^P	Mar. to Apr. ^P	Apr. to May ^P
Professional and commercial equipment and supplies merchant wholesalers - Continued									
Primary services.....		423400-P	2.1	3.8	-1.8	-2.7	3.2	-0.7	
Professional and commercial equipment and supplies wholesaler services.....		423400-1	2.1	3.8	-1.8	-2.7	3.2	-0.7	
Wholesaling of new and used computer equipment.....		423400-11	-	-	-5.6	-3.6	-	-	
Wholesaling of surgical, medical, dental, and hospital equipment and supplies.....		423400-12	-	-	-	-	-0.6	-0.1	
Wholesaling of other professional equipment and supplies and all other goods.....		423400-13	-	-	-0.5	3.3	0.3	-3.3	
Other receipts.....		423400-SM	-0.9	-	-1.1	-1.0	-0.8	0.0	
Metal and mineral (except petroleum) merchant wholesalers.....	4235		-14.9	7.0	-15.7	0.6	-8.1	-2.0	
Metal and mineral (except petroleum) merchant wholesalers.....	42350		-14.9	7.0	-15.7	0.6	-8.1	-2.0	
Metal and mineral (except petroleum) merchant wholesalers.....	423500		-14.9	7.0	-15.7	0.6	-8.1	-2.0	
Primary services.....		423500-P	-15.0	7.2	-16.1	0.9	-8.3	-2.0	
Metals and minerals wholesaler services.....		423500-1	-15.0	7.2	-16.1	0.9	-8.3	-2.0	
Household appliances and electrical and electronic goods merchant wholesalers.....	4236		7.3	-1.8	1.0	-0.3	2.6	-0.6	
Household appliances and electrical and electronic goods merchant wholesalers.....	42360		7.3	-1.8	1.0	-0.3	2.6	-0.6	
Household appliances and electrical and electronic goods merchant wholesalers.....	423600		7.2	-1.8	1.0	-0.4	2.6	-0.6	
Primary services.....		423600-P	2.2	-2.1	1.2	-1.4	3.1	-0.7	
Household appliances, electrical, and electronics wholesaler services.....		423600-1	2.2	-2.1	1.2	-1.4	3.1	-0.7	
Wholesaling of household appliances and electrical and electronic goods.....		423600-11	-	-	1.2	-1.2	3.1	-0.7	
Wholesaling of all other goods, except appliances and electrical and electronic goods.....		423600-12	-	-	1.7	-6.1	4.3	0.4	
Hardware, plumbing and heating equipment and supplies merchant wholesalers.....	4237		12.3	-1.1	-1.5	-1.9	-0.2	6.5	
Hardware, plumbing and heating equipment and supplies merchant wholesalers.....	42370		12.3	-1.1	-1.5	-1.9	-0.2	6.5	
Hardware, plumbing, and heating equipment and supplies merchant wholesalers.....	423700		12.3	-1.1	-1.5	-1.9	-0.2	6.5	
Primary services.....		423700-P	12.5	-1.2	-1.5	-1.9	-0.2	6.5	
Hardware, plumbing, and heating equipment and supplies wholesaler services.....		423700-1	12.5	-1.2	-1.5	-1.9	-0.2	6.5	
Wholesaling of hardware, plumbing, heating, and cooling equipment and supplies.....		423700-11	-	-	-1.0	-2.5	-0.3	7.9	
Wholesaling of all other goods.....		423700-12	-	-	-4.1	1.6	0.3	-1.7	
Machinery, equipment, and supplies merchant wholesalers.....	4238		4.1	-1.0	2.8	0.5	-0.8	3.5	
Machinery, equipment, and supplies merchant wholesalers.....	42380		4.1	-1.0	2.8	0.5	-0.8	3.5	
Machinery and supply merchant wholesalers.....	423800		4.2	-1.0	2.8	0.5	-0.8	3.5	
Primary services.....		423800-P	5.9	-0.9	2.7	1.0	-1.0	4.2	
Machinery and supply wholesaler services.....		423800-1	5.9	-0.9	2.7	1.0	-1.0	4.2	
Wholesaling of machinery and equipment.....		423800-11	-	-	4.2	1.8	-5.5	1.3	
Wholesaling of parts, supplies, and all other goods.....		423800-12	-	-	0.8	-0.2	5.3	7.8	
Other receipts.....		423800-SM	-4.0	-1.3	2.9	-1.7	0.2	0.1	
Miscellaneous durable goods merchant wholesalers (except materials recyclers).....	4239		1.5	-0.1	2.7	-0.4	1.3	1.9	
Miscellaneous durable goods merchant wholesalers (except materials recyclers).....	42390		1.5	-0.1	2.7	-0.4	1.3	1.9	
Miscellaneous durable goods, except recyclable material, merchant wholesalers.....	423900		1.5	-0.1	2.7	-0.4	1.3	1.9	
Primary services.....		423900-P	1.4	-0.2	2.8	-0.4	1.3	1.9	
Miscellaneous durable goods wholesaler services.....		423900-1	1.4	-0.2	2.8	-0.4	1.3	1.9	
Merchant wholesalers, nondurable goods.....	424		3.4	-0.6	0.0	0.2	-0.1	0.4	
Paper and paper product merchant wholesalers.....	4241		-3.0	0.2	-2.3	-2.1	0.6	-0.6	
Paper and paper product merchant wholesalers.....	42410		-3.0	0.2	-2.3	-2.1	0.6	-0.6	
Paper and paper product merchant wholesalers.....	424100		-3.1	0.2	-2.4	-2.1	0.6	-0.6	
Primary services.....		424100-P	-3.2	0.2	-2.4	-2.1	0.6	-0.7	
Paper wholesaler services.....		424100-1	-3.2	0.2	-2.4	-2.1	0.6	-0.7	
Wholesaling of paper and paper products.....		424100-11	-3.4	0.3	-2.7	-0.7	0.3	-0.8	
Wholesaling of all other goods, except paper and paper products.....		424100-12	-1.8	-1.2	0.1	-12.2	3.4	0.1	
Drugs and druggists' sundries merchant wholesalers.....	4242		-0.7	5.4	-2.4	-4.1	0.9	1.9	
Drugs and druggists' sundries merchant wholesalers.....	42420		-0.7	5.4	-2.4	-4.1	0.9	1.9	
Drugs and druggists' sundries merchant wholesalers.....	424200		-0.7	5.4	-2.4	-4.1	0.9	1.9	
Primary products.....		424200-P	-0.7	5.4	-2.4	-4.1	0.9	1.9	
Wholesaling of pharmaceuticals.....		424200-1	3.2	12.3	-5.2	-1.8	1.0	1.4	
Wholesaling of all other goods, except pharmaceuticals.....		424200-2	-5.7	-3.0	1.5	-7.0	0.7	2.5	
Apparel and piece goods merchant wholesalers.....	4243		-0.5	-0.9	-3.9	7.8	-6.3	0.0	

See footnotes at end of table.

Table 12. Producer price index percentage changes for the net output of selected industries and their products, not seasonally adjusted — Continued
 [May 2024]

Title ¹	Industry code	Product code	Unadjusted 12-month percent change ²	Unadjusted 1-month percent change ²				
				May 2023 to May 2024 ^P	Dec. to Jan.	Jan. to Feb. ^P	Feb. to Mar. ^P	Mar. to Apr. ^P
Apparel and piece goods merchant wholesalers.....	42430		-0.5	-0.9	-3.9	7.8	-6.3	0.0
Apparel and piece goods merchant wholesalers.....	424300		-0.5	-0.9	-3.9	7.8	-6.3	0.0
Primary services.....		424300-P	-0.6	-0.9	-3.9	7.8	-6.3	0.0
Apparel wholesaler services.....		424300-1	-0.6	-0.9	-3.9	7.8	-6.3	0.0
Wholesaling of apparel.....		424300-11	-3.5	-5.4	-3.9	7.5	-6.0	-0.6
Wholesaling of footwear, accessories, and all other goods, except apparel.....		424300-12	—	—	-4.0	8.8	-7.3	1.8
Grocery and related product merchant wholesalers.....	4244		9.0	1.6	2.1	3.0	1.9	-0.9
Grocery and related product merchant wholesalers.....	42440		9.0	1.6	2.1	3.0	1.9	-0.9
Grocery and related product merchant wholesalers.....	424400		9.0	1.6	2.1	3.0	1.9	-0.9
Primary services.....		424400-P	9.0	1.6	2.1	3.0	1.9	-0.9
Grocery and related product wholesaler services.....		424400-1	9.0	1.6	2.1	3.0	1.9	-0.9
Wholesaling of fresh meat, seafood, dairy, and fruits and vegetables.....		424400-11	-8.1	-0.7	-1.2	3.0	-2.5	0.7
Wholesaling of packaged frozen and canned foods.....		424400-12	8.7	-2.1	4.4	0.5	0.0	0.3
Wholesaling of baked goods, non-alcoholic beverages, and all other groceries.....		424400-13	21.1	3.1	3.0	6.2	7.2	-3.1
Wholesaling of all other goods, except groceries.....		424400-14	21.9	11.3	2.0	-0.9	-1.1	0.0
Farm product raw material merchant wholesalers.....	424500		-7.5	-0.8	-0.6	-1.0	3.1	-5.6
Primary services.....		424500-P	-7.9	-0.9	-0.7	-1.1	3.3	-5.9
Farm product raw material wholesaler services.....		424500-1	-7.9	-0.9	-0.7	-1.1	3.3	-5.9
Wholesaling of grain and field beans.....		424500-11	-16.4	1.0	-5.8	-3.4	5.3	-7.7
Wholesaling of all other goods.....		424500-13	4.4	-3.4	6.4	1.8	1.0	-3.7
Chemicals and allied products merchant wholesalers.....	4246		-2.1	-2.2	1.7	-0.2	-0.1	-0.1
Chemicals and allied products merchant wholesalers.....	42460		-2.1	-2.2	1.7	-0.2	-0.1	-0.1
Chemicals and allied products merchant wholesalers.....	424600		-2.1	-2.2	1.7	-0.2	-0.1	-0.1
Primary services.....		424600-P	-2.3	-2.3	1.6	-0.2	-0.1	-0.2
Wholesaling of chemicals, plastics, and allied products.....		424600-1	-0.5	-1.0	1.1	-0.5	-0.1	0.0
Wholesaling of all other goods, except chemicals, plastics, and allied products.....		424600-2	-10.4	-8.4	4.5	1.0	0.2	-0.8
Petroleum and petroleum products merchant wholesalers.....	4247		1.1	-4.1	0.4	0.5	-2.6	0.5
Petroleum and petroleum products merchant wholesalers.....	42470		1.1	-4.1	0.4	0.5	-2.6	0.5
Petroleum and petroleum products merchant wholesalers.....	424700		1.1	-4.1	0.4	0.5	-2.6	0.5
Primary services.....		424700-P	1.1	-4.2	0.4	0.5	-2.6	0.5
Wholesaling of petroleum products.....		424700-1	1.1	-4.5	0.7	0.6	-2.6	0.5
Wholesaling of all other goods, except petroleum products.....		424700-2	0.9	11.3	-9.1	-2.7	-1.8	0.2
Other receipts.....		424700-SM	—	—	-1.6	0.0	0.1	0.9
Beer, wine, and distilled alcoholic beverage merchant wholesalers.....	4248		5.6	-0.2	0.5	4.3	-0.2	-0.2
Beer, wine, and distilled alcoholic beverage merchant wholesalers.....	42480		5.6	-0.2	0.5	4.3	-0.2	-0.2
Beer, wine, and distilled alcoholic beverage merchant wholesalers.....	424800		5.6	-0.2	0.5	4.3	-0.2	-0.2
Primary services.....		424800-P	5.6	-0.2	0.5	4.3	-0.2	-0.2
Alcoholic beverage wholesaler services.....		424800-1	5.6	-0.2	0.5	4.3	-0.2	-0.2
Wholesaling of beer, wine, and distilled alcoholic beverages.....		424800-11	5.7	-0.3	0.5	4.4	-0.2	-0.3
Wholesaling of all other goods, except alcoholic beverages.....		424800-12	3.5	1.6	-1.7	1.5	2.3	0.5
Miscellaneous nondurable goods merchant wholesalers.....	4249		14.7	-6.6	0.9	-1.0	0.3	4.2
Miscellaneous nondurable goods merchant wholesalers.....	42490		14.7	-6.6	0.9	-1.0	0.3	4.2
Miscellaneous nondurable goods merchant wholesalers.....	424900		14.7	-6.6	0.9	-1.0	0.3	4.2
Primary services.....		424900-P	14.6	-6.7	0.9	-1.0	0.3	4.2
Miscellaneous nondurable good wholesaler services.....		424900-1	14.6	-6.7	0.9	-1.0	0.3	4.2
Material recyclers.....	429930		-3.5	0.7	-0.8	-4.0	0.6	-0.5
Primary products.....		429930-P	-3.5	0.5	-0.7	-4.9	0.6	-0.6
Ferrous metal scrap.....		429930-1	-13.0	1.6	-2.9	-9.3	0.5	-2.2
Carbon steel scrap.....		429930-11	-14.1	1.9	-2.9	-10.7	0.3	-2.6
Carbon steel scrap bundles.....		429930-112	-22.2	-3.5	-5.7	-12.7	2.2	0.0
Shredded carbon steel scrap.....		429930-113	-16.2	3.4	-2.4	-11.1	0.0	-2.5
Cut plate and structural scrap.....		429930-114	-14.9	-2.2	-1.6	-11.4	0.0	-4.5
Stainless and alloy steel scrap.....		429930-12	2.8	-1.6	-2.5	8.8	2.0	2.1
Cast iron scrap.....		429930-13	-15.9	—	—	—	3.8	0.0
Nonferrous metal scrap.....		429930-2	10.5	-1.8	-0.4	4.5	4.9	8.6
Copper base scrap.....		429930-21	22.8	-0.8	2.2	5.0	7.4	9.8
No 1 copper wire, heavy.....		429930-211	25.1	-0.7	1.2	6.5	9.2	10.3
No 2 copper wire, mixed.....		429930-212	27.3	-1.3	2.0	6.1	9.1	10.8
Yellow brass scrap.....		429930-213	12.5	-0.8	4.9	0.2	0.9	7.1

See footnotes at end of table.

Table 12. Producer price index percentage changes for the net output of selected industries and their products, not seasonally adjusted — Continued
 [May 2024]

Title ¹	Industry code	Product code	Unadjusted 12-month percent change ²	Unadjusted 1-month percent change ²				
				May 2023 to May 2024 ^P	Dec. to Jan.	Jan. to Feb. ^P	Feb. to Mar. ^P	Mar. to Apr. ^P
Material recyclers - Continued								
Used beverage can scrap		429930-223	20.6	3.7	6.1	7.2	9.8	9.7
Other nonferrous scrap (including lead, zinc and precious metals)		429930-23	-19.4	-5.9	-10.0	13.4	3.4	-1.0
Recyclable paper		429930-3	86.5	7.9	12.5	11.7	-0.6	1.2
News and other low grade recyclable paper		429930-31	77.6	13.8	17.5	10.6	0.0	0.0
Corrugated recyclable paper		429930-33	97.3	6.0	10.2	13.2	-0.7	3.6
High grade recyclable paper (including pulp substitutes and deinking)		429930-34	64.1	11.3	17.0	8.3	-0.6	-4.6
Recyclable materials, excluding metals and paper		429930-4	-	-24.2	-0.5	1.0	-0.7	-
Recyclable plastics		429930-42	-	-1.0	-3.4	6.8	-4.6	-
Other receipts		429930-SM1						
Motor vehicle and parts dealers	441		-13.3	-5.8	-0.9	0.8	0.4	0.0
Automobile dealers	4411		-18.4	-7.6	-1.2	0.1	0.2	0.2
New car dealers	44111		-18.4	-7.6	-1.2	0.1	0.2	0.2
New car dealers	441110		-20.2	-8.2	-1.3	-0.2	0.0	0.2
Primary services		441110-P	-24.2	-9.7	-1.5	-1.0	-0.4	0.2
Vehicle sales		441110-1	-35.2	-14.2	-2.5	-1.7	-1.2	0.3
New vehicle sales		441110-101	-37.8	-15.6	-4.2	-3.5	-1.6	0.3
Used vehicle sales		441110-102	-20.2	-5.5	6.7	7.1	1.0	0.0
Service labor and parts		441110-2	10.6	0.8	0.4	0.4	1.0	0.2
Other receipts		441110-SM	-3.1	-2.6	-0.3	2.5	1.4	0.0
Recreational vehicle dealers	44121		-13.9	-4.0	10.2	2.0	-8.3	-0.7
Recreational vehicle dealers	441210		-13.9	-4.0	10.2	2.0	-8.3	-0.7
Primary services		441210-P	-14.7	-5.2	10.9	2.5	-8.3	-0.7
Recreational vehicle dealer services		441210-1	-14.7	-5.2	10.9	2.5	-8.3	-0.7
Boat dealers	441222		-4.8	-9.5	-3.0	9.7	11.8	-0.5
Primary services		441222-P	-5.9	-10.6	-3.4	11.0	13.2	-0.6
Boat dealer services		441222-1	-5.9	-10.6	-3.4	11.0	13.2	-0.6
Automotive parts, accessories and tire retailers	4413		1.8	-0.3	-1.2	0.8	0.1	-0.2
Automotive parts and accessories retailers	44133		2.4	-0.2	-0.9	1.2	0.2	-0.5
Automotive parts and accessories retailers	441330		2.4	-0.2	-0.9	1.2	0.2	-0.5
Primary services		441330-P	2.4	-0.2	-0.9	1.2	0.2	-0.5
Automotive parts and accessories store services, in-store retailing		441330-A	2.4	-0.2	-0.9	1.2	0.2	-0.5
Tire dealers	44134		0.5	-0.5	-1.9	0.0	0.1	0.6
Tire dealers	441340		0.5	-0.5	-1.9	0.0	0.1	0.6
Primary services		441340-P	0.5	-0.5	-1.9	0.0	0.1	0.6
Tire dealer services, in-store retailing		441340-A	0.5	-0.5	-1.9	0.0	0.1	0.6
Building material & garden supply retailers	444		2.8	-0.1	2.9	0.8	1.0	-1.0
Building material and supplies dealers	4441		3.8	-0.3	3.9	0.5	1.7	-1.4
Building material and supplies dealers	44410		3.8	-0.3	3.9	0.5	1.7	-1.4
Building materials and supplies dealers	444100		3.8	-0.3	3.9	0.5	1.7	-1.4
Primary services		444100-P	3.8	-0.3	3.9	0.5	1.7	-1.4
Building materials and supplies dealer services, in-store retailing		444100-A	0.4	-0.4	0.9	-0.1	2.4	-2.0
Retailing of building materials, paint, and hardware		444100-A1	0.3	-0.9	1.2	-0.5	3.4	-2.7
Retailing of all other goods		444100-A2	0.6	1.3	-0.3	1.2	-1.0	0.5
Lawn and garden equip and supplies retailers	4442		-1.9	0.9	-1.9	1.9	-2.5	1.1
Nursery, garden, and farm supply retailers	44424		-1.9	0.9	-1.9	1.9	-2.5	1.1
Nursery, garden, and farm supply retailers	444240		-1.9	0.9	-1.9	1.9	-2.5	1.1
Primary services		444240-P	-1.9	0.9	-1.9	1.9	-2.5	1.1
Nursery, garden center, and farm supply store services, in-store retailing		444240-A	-1.9	0.9	-1.9	1.9	-2.5	1.1
Food and beverage retailers	445		6.0	2.3	-1.0	1.6	-0.2	1.7
Grocery retailers	4451		6.4	2.8	-1.1	1.7	-0.1	2.2
Grocery (except convenience) retailers	44511		6.4	2.8	-1.1	1.7	-0.1	2.2
Supermarkets and other grocery stores	445110		6.4	2.8	-1.1	1.7	-0.1	2.2
Primary services		445110-P	6.4	2.8	-1.1	1.7	-0.1	2.2
Supermarket and other grocery store services		445110-3	6.4	2.8	-1.1	1.7	-0.1	2.2
Retailing of food and beverage products		445110-32	6.4	3.0	-1.1	1.9	-0.5	2.2
Retailing of fresh meats		445110-321	6.0	5.1	-2.7	-1.4	3.4	0.0

See footnotes at end of table.

Table 12. Producer price index percentage changes for the net output of selected industries and their products, not seasonally adjusted — Continued
 [May 2024]

Title ¹	Industry code	Product code	Unadjusted 12-month percent change ²	Unadjusted 1-month percent change ²				
			May 2023 to May 2024 ^P	Dec. to Jan.	Jan. to Feb. ^P	Feb. to Mar. ^P	Mar. to Apr. ^P	Apr. to May ^P
Supermarkets and other grocery stores - Continued								
Retailing of fresh fruits and vegetables.....		445110-322	7.0	5.4	-0.5	0.7	-0.7	3.6
Retailing of bakery products.....		445110-323	8.2	1.3	-1.6	-2.7	0.4	7.5
Retailing of dairy products.....		445110-324	-2.2	0.9	-1.9	7.2	-4.0	2.3
Retailing of deli products.....		445110-325	2.2	1.4	-0.5	-1.3	-0.6	3.8
Retailing of frozen food products.....		445110-326	-1.3	-2.7	1.0	0.3	-2.2	1.2
Retailing of alcoholic beverages.....		445110-327	10.7	1.7	1.0	3.5	-0.6	-0.1
Retailing of all other food and beverage products.....		445110-328	10.2	3.6	-1.2	3.7	-0.8	2.2
Retailing of nonfood products.....		445110-33	6.6	2.0	-1.1	0.5	1.6	2.4
Retailing of cleaning and paper products.....		445110-331	7.5	6.8	0.6	-1.6	-1.0	2.3
Retailing of health and beauty products.....		445110-332	8.4	1.0	1.0	2.7	3.2	1.4
Retailing of all other nonfood products.....		445110-333	4.4	0.9	-3.9	-0.9	1.0	3.7
Specialty food retailers.....	4452		11.7	-0.3	0.1	1.3	-0.3	-0.1
Specialty food retailers.....	445200		11.7	-0.3	0.1	1.3	-0.3	-0.1
Primary services.....		445200-P	11.7	-0.3	0.1	1.4	-0.3	-0.1
Specialty food retailer services, in-store retailing.....		445200-A	11.7	-0.3	0.1	1.4	-0.3	-0.1
Beer, wine, and liquor retailers.....	4453		-1.0	-0.2	-1.4	0.9	-0.3	-2.1
Beer, wine, and liquor retailers.....	44532		-1.0	-0.2	-1.4	0.9	-0.3	-2.1
Beer, wine, and liquor retailers.....	445320		-1.0	-0.2	-1.4	0.9	-0.3	-2.1
Primary services.....		445320-P	-1.0	-0.2	-1.4	0.9	-0.3	-2.1
Beer, wine, and liquor retailer services, in-store retailing.....		445320-A	-1.0	-0.2	-1.4	0.9	-0.3	-2.1
Retailing of beer, wine, and liquor.....		445320-A1	-3.5	-0.5	-1.9	1.0	-0.3	-2.7
Retailing of all other goods and sales of prepared foods.....		445320-A2	13.5	1.5	1.0	0.0	0.0	1.3
Furniture, home furnishings, electronics, and appliance retailers.....	449		2.6	0.7	2.7	-1.5	0.2	0.7
Furniture and Home Furnishings Retailers.....	4491		1.7	-0.9	3.8	-2.3	1.3	0.7
Furniture retailers.....	44911		1.3	-2.3	4.2	-2.3	1.5	1.1
Furniture retailers.....	449110		1.3	-2.3	4.2	-2.3	1.5	1.1
Primary services.....		449110-P	1.3	-2.3	4.3	-2.4	1.7	1.1
Furniture retailer services, in-store retailing.....		449110-A	1.3	-2.3	4.3	-2.4	1.7	1.1
Other receipts.....		449110-SM	2.3	-2.3	1.6	0.3	-1.3	0.8
Floor covering retailers.....	44912		2.9	3.2	2.8	-2.4	0.5	-0.3
Floor covering retailers.....	449121		2.9	3.2	2.8	-2.4	0.5	-0.3
Primary services.....		449121-P	2.9	3.2	2.8	-2.4	0.5	-0.3
Floor covering retailer services, in-store retailing.....		449121-A	2.9	3.2	2.8	-2.4	0.5	-0.3
Electronics and appliance retailers.....	4492		4.2	3.8	0.6	0.1	-1.7	0.7
Electronics and appliance retailers.....	44921		4.2	3.8	0.6	0.1	-1.7	0.7
Electronics and appliance retailers.....	449210		4.2	3.8	0.6	0.1	-1.7	0.7
Primary products.....		449210-P	4.2	3.8	0.6	0.1	-1.7	0.7
Electronics and appliance retailers services, in-store retailing.....		449210-A	2.1	2.4	1.0	0.2	-2.6	1.1
Retailing of entertainment and communication products.....		449210-A1	27.3	0.9	0.5	0.4	-1.5	0.0
Retailing of computers, hardware, software, and supplies.....		449210-A2	-4.2	1.7	2.5	0.0	-4.3	0.0
Retailing of major household appliances.....		449210-A3	-9.6	0.5	-0.8	1.4	-6.4	4.9
Retailing of all other goods.....		449210-A4	-20.4	7.3	-0.8	0.0	-1.6	5.5
Electronic and appliance retailers services, online retailing.....		449210-B	8.5	6.5	-0.3	-0.1	0.0	0.0
General merchandise retailers.....	455		2.1	1.7	1.5	2.0	0.8	0.3
Department stores.....	4551		2.3	12.9	-0.3	-1.0	-3.7	1.2
Department stores.....	45511		2.3	12.9	-0.3	-1.0	-3.7	1.2
Department stores.....	455110		2.3	12.9	-0.3	-1.0	-3.7	1.2
Primary services.....		455110-P	2.3	12.9	-0.3	-1.0	-3.7	1.2
Department store services, in-store retailing.....		455110-A	3.9	7.9	0.4	-1.3	-0.5	0.0
Retailing of apparel.....		455110-A1	-	-	-2.9	2.7	2.1	-2.4
Retailing of all other goods.....		455110-A2	-	-	2.5	-3.8	-2.2	1.6
Department store services, online retailing.....		455110-B	-0.9	23.6	-1.7	-0.4	-9.6	3.7
Other general merchandise retailers.....	4552		2.1	-0.1	1.8	2.6	1.6	0.1
Other general merchandise retailers.....	45521		2.1	-0.1	1.8	2.6	1.6	0.1
Warehouse clubs, supercenters, and other general merchandise retailers.....	455210		2.1	-0.1	1.8	2.6	1.6	0.1
Primary services.....		455210-P	2.1	-0.1	1.8	2.6	1.6	0.1

See footnotes at end of table.

Table 12. Producer price index percentage changes for the net output of selected industries and their products, not seasonally adjusted — Continued
 [May 2024]

Title ¹	Industry code	Product code	Unadjusted 12-month percent change ²	Unadjusted 1-month percent change ²				
				May 2023 to May 2024 ^P	Dec. to Jan.	Jan. to Feb. ^P	Feb. to Mar. ^P	Mar. to Apr. ^P
Warehouse clubs, supercenters, and other general merchandise retailers - Continued								
Warehouse clubs, supercenters, and other general merch. retailer services, in-store retailing.....		455210-A	-1.5	-0.3	3.4	0.0	2.3	0.2
Warehouse clubs and supercenters.....		455210-A1	-1.9	-0.3	3.8	0.0	2.6	0.2
All other general merchandise stores.....		455210-A2	2.2	0.2	0.4	0.0	0.1	-0.2
Health and personal care retailers.....	456		-2.1	-1.8	0.9	-0.9	0.8	-0.5
Health and personal care retailers.....	4561		-2.1	-1.8	0.9	-0.9	0.8	-0.5
Pharmacies and drug retailers.....	45611		-4.2	-3.1	0.9	-1.0	0.5	-0.6
Pharmacies and drug retailers.....	456110		-4.2	-3.1	0.9	-1.0	0.5	-0.6
Primary services.....		456110-P	-4.2	-3.1	0.9	-1.0	0.5	-0.6
Pharmacy and drug retailer services, in-store retailing.....		456110-A	-7.3	-4.5	1.4	-1.7	0.9	-1.1
Retailing of prescription drugs.....		456110-A1	-11.8	-6.2	1.9	-2.3	0.9	-1.0
Retailing of over-the-counter drugs and all other goods.....		456110-A2	5.5	-0.2	0.4	-0.1	0.8	-1.2
Retailing of over-the-counter drugs.....		456110-A21	1.6	-0.1	-4.3	0.7	1.7	-4.8
Retailing of all other goods.....		456110-A22	6.9	-0.2	2.2	-0.4	0.5	0.0
Optical goods retailers.....	45613		17.1	14.6	1.5	0.4	1.5	0.0
Optical goods retailers.....	456130		16.6	14.2	1.5	0.4	1.5	0.0
Primary services.....		456130-P	19.3	16.5	1.7	0.4	1.7	0.0
Optical goods retailer services, in-store retailing.....		456130-A	19.3	16.5	1.7	0.4	1.7	0.0
Food (health) supplement retailers.....	456191		8.1	-1.2	1.4	-1.2	3.7	0.3
Primary services.....		456191-P	8.1	-1.2	1.4	-1.2	3.7	0.3
Food (health) supplement store services, in-store retailing.....		456191-A	8.1	-1.2	1.4	-1.2	3.7	0.3
Gasoline Stations and Fuel Dealers.....	457		0.5	-7.3	1.7	-0.4	-5.6	9.5
Gasoline stations.....	4571		1.5	-8.5	2.9	-1.4	-6.7	10.9
Gasoline stations.....	45710		1.5	-8.5	2.9	-1.4	-6.7	10.9
Gasoline stations.....	457100		1.5	-8.5	2.9	-1.4	-6.7	10.9
Primary products.....		457100-P	1.6	-8.8	3.1	-1.4	-6.9	11.2
Gasoline station services.....		457100-1	1.6	-8.8	3.1	-1.4	-6.9	11.2
Retailing of automotive fuels and lubricants.....		457100-11	-1.3	-9.2	0.5	2.1	-13.2	16.4
Retailing of all other goods, sales of prepared foods, and repair services.....		457100-12	7.7	-7.8	8.4	-7.9	6.5	2.3
Fuel dealers.....	4572		-4.1	0.4	-4.6	5.5	0.1	2.4
Fuel dealers.....	45721		-4.1	0.4	-4.6	5.5	0.1	2.4
Fuel dealers.....	457210		-4.1	0.4	-4.6	5.5	0.1	2.4
Primary services.....		457210-P	-4.4	0.4	-4.7	5.6	0.1	2.4
Fuel Dealer Services.....		457210-1	-4.4	0.4	-4.7	5.6	0.1	2.4
Clothing and clothing accessories retailers.....	458		4.4	-8.2	10.5	1.3	-2.5	0.1
Clothing retailers.....	4581		2.9	-10.7	7.3	3.4	-3.0	0.0
Clothing retailers.....	45811		2.9	-10.7	7.3	3.4	-3.0	0.0
Clothing and clothing accessories retailers.....	458110		2.9	-10.7	7.3	3.4	-3.0	0.0
Primary services.....		458110-P	2.9	-10.7	7.3	3.4	-3.0	0.0
Clothing and clothing accessories retailer services, in-store retailing.....		458110-A	3.0	-11.2	4.3	4.2	-2.2	-0.2
Retailing of apparel.....		458110-A1	3.1	-13.6	8.1	3.8	-3.1	-0.2
Retailing of men's apparel.....		458110-A11	8.3	-6.1	8.5	2.9	-1.4	3.9
Retailing of women's apparel.....		458110-A12	0.1	-13.1	6.1	4.0	-2.9	-1.8
Retailing of children's apparel.....		458110-A13	6.6	-28.7	17.2	4.5	-7.4	-1.6
Retailing of all other goods.....		458110-A2	2.7	-4.6	-5.2	5.5	0.1	-0.1
Shoe retailers.....	4582		4.0	-5.6	30.2	-4.9	-5.6	0.4
Shoe retailers.....	45821		4.0	-5.6	30.2	-4.9	-5.6	0.4
Shoe retailers.....	458210		4.0	-5.6	30.2	-4.9	-5.6	0.4
Primary services.....		458210-P	4.0	-5.6	30.2	-4.9	-5.6	0.4
Shoe retailer services, in-store retailing.....		458210-A	4.0	-5.6	30.2	-4.9	-5.6	0.4
Jewelry retailers.....	4583		10.2	-1.8	2.8	1.2	3.1	0.2
Jewelry retailers.....	45831		10.2	-1.8	2.8	1.2	3.1	0.2
Jewelry retailers.....	458310		10.2	-1.8	2.8	1.2	3.1	0.2
Primary services.....		458310-P	10.2	-1.8	2.8	1.2	3.1	0.2
Jewelry retailer services, in-store retailing.....		458310-A	14.2	-2.2	3.4	1.4	3.8	0.2
Sporting goods and hobby retailers.....	4591		3.1	0.8	0.9	1.6	-0.7	7.7

See footnotes at end of table.

Table 12. Producer price index percentage changes for the net output of selected industries and their products, not seasonally adjusted — Continued
 [May 2024]

Title ¹	Industry code	Product code	Unadjusted 12-month percent change ²	Unadjusted 1-month percent change ²				
				May 2023 to May 2024 ^P	Dec. to Jan.	Jan. to Feb. ^P	Feb. to Mar. ^P	Mar. to Apr. ^P
Sporting goods retailers.....	45911		3.1	1.0	1.4	2.1	-2.0	10.4
Sporting goods retailers.....	459110		3.1	1.0	1.4	2.1	-2.0	10.4
Primary services.....		459110-P	3.1	1.0	1.4	2.1	-2.0	10.6
Sporting goods store services, in-store retailing.....		459110-A	0.8	-2.5	1.9	3.0	-2.8	14.8
Retailing of sporting goods.....		459110-A1	0.6	2.3	1.1	0.9	-3.6	3.9
Hobby, toy, and game retailers.....	45912		3.1	0.3	-0.4	0.4	3.0	0.5
Hobby, toy, and game retailers.....	459120		3.1	0.3	-0.4	0.4	3.0	0.5
Primary services.....		459120-P	3.1	0.3	-0.4	0.4	3.0	0.5
Hobby, toy, and game store services, in-store retailing.....		459120-A	-0.2	-0.2	0.0	0.0	0.1	0.0
Retailing of hobby and craft goods, toys, and games (including video games)...		459120-A1	0.0	-0.3	0.0	0.0	0.1	0.0
Retailing of all other goods.....		459120-A2	-0.6	-0.1	0.0	0.0	0.0	0.0
Book retailers and news dealers.....	4592		0.9	3.0	-2.3	0.3	-0.4	0.0
Book retailers and news dealers.....	45921		0.9	3.0	-2.3	0.3	-0.4	0.0
Book retailers and news dealers.....	459210		0.9	3.0	-2.3	0.3	-0.4	0.0
Primary services.....		459210-P	0.9	3.0	-2.3	0.3	-0.4	0.0
Book retailer and news dealer services, in-store retailing.....		459210-A	1.2	4.0	-3.1	0.4	-0.5	0.0
Retailing of books.....		459210-A1	1.9	5.7	-4.2	0.5	-0.7	0.0
Retailing of all other goods.....		459210-A2	-0.7	-0.2	0.0	0.0	0.0	0.0
Office supplies, stationery, and gift retailers.....	4594		-7.0	0.4	-0.9	0.3	0.7	0.7
Office supplies, stationery, and gift retailers.....	45940		-7.0	0.4	-0.9	0.3	0.7	0.7
Office supplies, stationery, and gift retailers.....	459400		-7.0	0.4	-0.9	0.3	0.7	0.7
Primary services.....		459400-P	-7.0	0.4	-0.9	0.3	0.7	0.7
Office supplies, stationery, and gift retailer services, in-store retailing.....		459400-A	-0.9	0.6	-1.3	0.5	1.0	0.9
Air transportation.....	481		-1.8	-1.2	1.3	3.7	-1.3	-5.2
Scheduled air transportation.....	4811		-2.4	-1.2	1.4	4.0	-1.6	-5.8
Scheduled air transportation.....	48111		-2.4	-1.2	1.4	4.0	-1.6	-5.8
Scheduled passenger air transportation.....	481111		-2.5	-1.1	1.5	4.2	-1.8	-6.0
Primary services.....		481111-P	-2.5	-1.1	1.5	4.2	-1.8	-6.0
Domestic.....		481111-1	-0.5	-1.5	4.5	1.8	-2.2	-3.9
Domestic first class, including business.....		481111-101	-0.8	-8.6	13.7	-2.2	-4.5	0.6
Domestic coach.....		481111-102	-0.5	-0.9	3.7	2.2	-2.0	-4.3
International.....		481111-2	-7.8	0.1	-6.8	11.5	-0.6	-11.8
International first class, including business.....		481111-201	-10.2	8.6	2.5	0.0	-8.7	-12.5
International coach.....		481111-202	-7.5	-0.9	-7.9	13.1	0.4	-11.7
Scheduled freight air transportation.....	481112		-1.7	-4.5	0.1	-2.3	2.4	-0.9
Primary services.....		481112-P	-4.4	-3.6	-2.4	0.7	1.5	-0.7
Scheduled freight air transportation services.....		481112-1	-3.8	-3.8	-2.7	1.0	1.6	-0.7
Domestic scheduled freight air transportation services.....		481112-101	-3.0	-0.3	-1.4	0.3	-1.7	-1.5
International scheduled freight air transportation services.....		481112-102	-4.5	-6.6	-3.8	1.5	4.4	0.0
Scheduled mail air transportation services.....		481112-2	-13.8	-0.1	1.8	-3.3	0.9	-1.3
Nonscheduled air transportation.....	4812		4.2	-0.5	0.0	0.6	1.7	0.1
Nonscheduled air transportation.....	48121		4.2	-0.5	0.0	0.6	1.7	0.1
Nonscheduled air passenger chartering.....	481211		3.2	0.5	-0.2	0.3	0.5	0.1
Primary services.....		481211-P	3.5	0.6	-0.3	0.3	0.4	0.1
Domestic nonscheduled air passenger services.....		481211-1	4.1	0.7	-0.3	0.4	0.4	0.1
International nonscheduled air passenger services.....		481211-2	0.6	0.0	0.0	0.0	0.6	0.0
Nonscheduled air freight chartering.....	481212		6.8	-3.3	0.7	1.4	4.6	0.0
Primary services.....		481212-P	7.1	-3.5	0.7	1.4	4.8	0.0
Domestic nonscheduled air freight services.....		481212-1	0.3	0.1	0.0	0.0	0.0	0.0
International nonscheduled air freight services.....		481212-2	20.5	-9.9	2.1	4.2	14.0	0.0
Rail transportation.....	482		2.9	1.1	-1.3	-0.1	0.9	0.2
Rail transportation.....	4821		2.9	1.1	-1.3	-0.1	0.9	0.2
Rail transportation.....	48211		2.9	1.1	-1.3	-0.1	0.9	0.2
Line-haul railroads.....	482111		2.9	1.1	-1.3	-0.1	0.9	0.2
Primary services.....		482111-P	2.9	1.1	-1.3	-0.1	0.9	0.2
Freight rail transportation.....		482111-4	2.9	1.1	-1.4	-0.1	0.9	0.2
Carload freight rail transportation.....		482111-411	3.7	1.3	-0.5	-0.1	1.1	0.0
Intermodal freight rail transportation.....		482111-412	-0.3	0.0	-5.0	-0.3	0.3	0.8

See footnotes at end of table.

Table 12. Producer price index percentage changes for the net output of selected industries and their products, not seasonally adjusted — Continued
 [May 2024]

Title ¹	Industry code	Product code	Unadjusted 12-month percent change ²	Unadjusted 1-month percent change ²					
				May 2023 to May 2024 ^P	Dec. to Jan.	Jan. to Feb. ^P	Feb. to Mar. ^P	Mar. to Apr. ^P	Apr. to May ^P
Line-haul railroads - Continued									
Passenger rail transportation.....		482111-5	0.0	0.0	0.0	0.0	0.0	0.0	0.0
Coach service class.....		482111-506	0.0	0.0	0.0	0.0	0.0	0.0	0.0
All other service classes.....		482111-507	0.0	0.0	0.0	0.0	0.0	0.0	0.0
Water transportation.....	483		2.7	1.5	0.2	-0.1	0.2	0.7	
Deep sea freight transportation.....	483111		-4.6	2.9	-0.7	-0.1	-0.5	-0.1	
Primary services.....		483111-P	-4.6	2.9	-0.7	-0.1	-0.5	-0.1	
Deep sea freight transportation services.....		483111-5	-4.6	2.9	-0.7	-0.1	-0.5	-0.1	
Coastal and Great Lakes freight transport.....	483113		9.5	0.9	0.7	-0.3	0.7	1.5	
Primary services.....		483113-P	9.5	0.6	0.8	-0.2	0.7	1.6	
Coastal and intercoastal freight transportation.....		483113-1	12.3	-0.1	0.6	-0.5	0.6	2.4	
Great Lakes - St. Lawrence Seaway freight transportation.....		483113-2	4.1	-0.9	-0.3	1.7	2.7	-0.8	
Coastal and intercoastal towing transportation.....		483113-3	4.7	3.8	1.8	-0.4	0.0	0.3	
Inland water transportation.....	4832		4.6	-0.3	1.2	0.4	0.9	0.4	
Inland water transportation.....	48321		4.6	-0.3	1.2	0.4	0.9	0.4	
Inland water freight transportation.....	483211		4.6	-0.3	1.2	0.4	0.9	0.4	
Primary services.....		483211-P	4.8	-0.3	1.3	0.4	0.9	0.5	
Inland water freight transportation services.....		483211-3	4.8	-0.3	1.3	0.4	0.9	0.5	
Truck transportation.....	484		-3.4	0.6	0.2	-1.0	0.5	-0.6	
General freight trucking.....	4841		-4.3	1.0	0.2	-1.4	0.5	-0.9	
General freight trucking, local.....	48411		4.7	0.2	1.0	0.8	1.2	-0.4	
General freight trucking, local.....	484110		4.7	0.2	1.0	0.8	1.2	-0.4	
Primary services.....		484110-P	3.9	0.0	0.6	1.2	1.1	-0.2	
General freight trucking services, local.....		484110-1	3.9	0.0	0.6	1.2	1.1	-0.2	
General freight trucking, local, truckload.....		484110-15	2.6	-0.3	0.6	-0.7	1.4	0.0	
General freight trucking, local, less than truckload.....		484110-16	6.1	0.6	0.6	4.8	0.7	-0.7	
General freight trucking, long-distance.....	48412		-6.6	1.2	0.0	-2.0	0.2	-1.0	
General freight trucking, long-distance TL.....	484121		-11.2	0.7	-0.3	-3.1	0.1	-1.1	
Primary services.....		484121-P	-2.9	-2.6	1.8	-1.1	0.6	-1.2	
General freight trucking, long-distance, truckload.....		484121-2	-2.9	-2.6	1.8	-1.1	0.6	-1.2	
General freight trucking, long-distance LTL.....	484122		5.7	2.6	0.8	0.5	0.6	-0.9	
Primary services.....		484122-P	5.7	2.6	0.8	0.5	0.6	-0.9	
General freight trucking, long-distance less than truckload.....		484122-1	5.7	2.6	0.8	0.5	0.6	-0.9	
Specialized freight trucking.....	4842		-0.5	-0.4	0.2	0.3	0.6	0.2	
Used household and office goods moving.....	48421		1.0	-0.1	0.6	0.0	1.4	1.3	
Used household and office goods moving.....	484210		1.0	-0.1	0.6	0.0	1.4	1.3	
Primary services.....		484210-P	1.0	-0.1	0.6	0.0	1.4	1.3	
Used household and office goods moving, except local.....		484210-2	5.0	-1.0	0.9	0.0	2.2	2.4	
Residential moving services, except local.....		484210-21	5.4	-1.1	1.0	-0.1	2.0	2.8	
Commercial and other goods moving services, except local.....		484210-22	2.8	-0.2	0.0	0.6	3.0	0.0	
Used household and office goods moving, local.....		484210-4	-6.5	1.7	0.0	0.0	0.0	-0.9	
Residential moving services, local.....		484210-41	-7.8	1.5	0.0	0.0	0.0	-0.9	
Commercial and other goods moving services, local.....		484210-42	0.7	2.3	0.0	0.0	0.0	-0.6	
Specialized freight (except used) trucking, local.....	48422		2.6	0.8	0.0	0.6	1.2	0.0	
Specialized freight (except used goods) trucking, local.....	484220		2.6	0.8	0.0	0.6	1.2	0.0	
Primary services.....		484220-P	4.5	1.0	0.0	0.7	1.5	0.0	
Specialized freight (except used goods) trucking, local.....		484220-6	4.5	1.0	0.0	0.7	1.5	0.0	
Local hazardous materials trucking (except waste).....		484220-601	1.6	0.0	0.0	0.0	0.0	0.0	
Local agricultural products trucking without storage.....		484220-602	3.0	0.0	0.0	0.0	0.0	0.0	
Dump trucking.....		484220-603	5.0	1.1	0.0	0.0	3.3	0.0	
Local specialized trucking without storage.....		484220-604	3.6	2.3	0.0	0.0	0.0	0.0	
Specialized freight (except used) trucking, long-distance.....	48423		-4.5	-1.8	0.3	0.1	-0.5	0.1	
Specialized freight (except used goods) trucking, long-distance.....	484230		-4.5	-1.8	0.3	0.1	-0.5	0.1	
Primary services.....		484230-P	-5.0	-2.0	0.3	0.2	-0.6	0.1	
Specialized freight (except used goods) trucking, long-distance.....		484230-6	-5.0	-2.0	0.3	0.2	-0.6	0.1	
Agricultural products trucking, long-distance.....		484230-602	3.5	-1.8	0.0	-0.1	0.5	-0.8	
All other specialized trucking, long-distance.....		484230-603	-6.3	-2.1	0.4	0.2	-0.7	0.3	
Pipeline Transportation.....	486		3.2	0.1	-0.7	0.0	1.5	0.1	

See footnotes at end of table.

Table 12. Producer price index percentage changes for the net output of selected industries and their products, not seasonally adjusted — Continued
 [May 2024]

Title ¹	Industry code	Product code	Unadjusted 12-month percent change ²	Unadjusted 1-month percent change ²				
				May 2023 to May 2024 ^P	Dec. to Jan.	Jan. to Feb. ^P	Feb. to Mar. ^P	Mar. to Apr. ^P
Pipeline transportation of crude oil.....	4861		10.0	0.7	0.1	0.0	0.0	0.3
Pipeline transportation of crude oil.....	48611		10.0	0.7	0.1	0.0	0.0	0.3
Pipeline transportation of crude oil.....	486110		10.0	0.7	0.1	0.0	0.0	0.3
Primary services.....		486110-P	9.8	0.7	0.1	0.0	0.0	0.3
Pipeline transportation of crude oil.....		486110-3	9.8	0.7	0.1	0.0	0.0	0.3
Trans-Alaskan Pipeline System transportation.....		486110-311	8.8	-0.6	0.0	0.0	0.0	0.0
Pipeline transportation of crude petroleum, except on the Trans-Alaskan Pipeline System.....		486110-312	9.9	0.8	0.1	0.0	0.0	0.3
Pipeline transportation of natural gas.....	4862		-1.9	-0.1	-1.3	0.0	2.7	0.0
Pipeline transportation of natural gas.....	48621		-1.9	-0.1	-1.3	0.0	2.7	0.0
Pipeline transportation of natural gas.....	486210		-1.9	-0.1	-1.3	0.0	2.7	0.0
Primary services.....		486210-P	-1.9	-0.1	-1.3	0.0	2.7	0.0
Pipeline transportation of natural gas services.....		486210-1	-1.9	-0.1	-1.3	0.0	2.7	0.0
Other pipeline transportation.....	4869		10.8	0.1	0.1	0.0	0.0	0.0
Pipeline transportation of refined petroleum products.....	48691		10.8	0.1	0.1	0.0	0.0	0.0
Refined petroleum product pipeline transport.....	486910		10.8	0.1	0.1	0.0	0.0	0.0
Primary services.....		486910-P	10.8	0.1	0.1	0.0	0.0	0.0
Pipeline transportation of refined petroleum products.....		486910-1	10.8	0.1	0.1	0.0	0.0	0.0
Transportation support activities.....	488		9.0	-0.2	0.9	-0.5	1.2	3.2
Air transportation support activities.....	4881		9.1	1.1	0.6	1.6	0.2	0.6
Airport operations.....	48811		7.1	0.5	0.0	2.5	0.0	0.5
Other airport operations.....	488119		7.1	0.5	0.0	2.5	0.0	0.5
Primary services.....		488119-P	7.1	0.5	0.0	2.5	0.0	0.5
Aeronautical services.....		488119-5	5.9	1.0	0.2	-0.1	0.0	0.2
Landing fees.....		488119-501	1.5	0.5	1.0	0.0	-1.0	0.0
Terminal rental.....		488119-502	9.2	2.4	-0.3	-0.2	0.6	0.4
Other aeronautical services.....		488119-503	5.6	-1.2	0.0	0.0	0.0	0.0
Non-aeronautical services.....		488119-6	8.3	0.0	-0.2	5.4	0.0	0.7
Airport parking.....		488119-601	8.5	2.8	0.0	1.6	0.2	1.8
Lease space for rental cars.....		488119-602	8.3	-2.4	2.4	16.3	0.3	0.0
Lease space for concessions.....		488119-603	7.6	-3.8	-4.8	10.6	-1.2	0.0
Other non-aeronautical services.....		488119-604	8.3	-0.5	0.0	0.0	0.0	0.0
Other air transportation support activities.....	48819		12.3	2.0	1.6	0.3	0.5	0.8
Other support activities for air transport.....	488190		12.3	2.0	1.6	0.3	0.5	0.8
Primary services.....		488190-P	12.4	2.0	1.6	0.3	0.5	0.8
Other air transportation support activities.....		488190-5	12.4	2.0	1.6	0.3	0.5	0.8
Water transportation support activities.....	4883		4.7	0.7	0.6	0.9	-0.1	0.0
Port and harbor operations.....	48831		4.5	1.4	1.8	1.0	-0.6	0.0
Port and harbor operations.....	488310		4.5	1.4	1.8	1.0	-0.6	0.0
Primary services.....		488310-P	5.1	1.6	2.1	1.1	-0.7	0.0
Port and harbor services.....		488310-1	5.1	1.6	2.1	1.1	-0.7	0.0
Marine cargo handling.....	48832		5.1	0.2	0.4	1.2	0.1	0.0
Marine cargo handling.....	488320		5.1	0.2	0.4	1.2	0.1	0.0
Primary services.....		488320-P	5.1	0.2	0.4	1.2	0.1	0.0
Movement of containers.....		488320-8	5.3	0.1	0.5	1.3	0.1	0.0
Other marine cargo handling.....		488320-9	3.4	1.1	-0.1	0.0	0.0	0.0
Navigational services to shipping.....	48833		4.3	1.0	-0.1	0.2	0.0	0.0
Navigational services to shipping.....	488330		4.3	1.0	-0.1	0.2	0.0	0.0
Primary services.....		488330-P	4.4	1.1	-0.1	0.2	0.0	0.0
Navigational services to shipping and salvage.....		488330-1	4.4	1.1	-0.1	0.2	0.0	0.0
Freight transportation arrangement.....	4885		10.3	-1.5	1.1	-2.5	2.4	6.2
Freight transportation arrangement.....	48851		10.3	-1.5	1.1	-2.5	2.4	6.2
Freight transportation arrangement.....	488510		10.3	-1.5	1.1	-2.5	2.4	6.2
Primary services.....		488510-P	10.9	-1.6	1.1	-2.7	2.5	6.7
Freight forwarding.....		488510-1	-2.1	-0.4	-2.4	0.0	0.0	0.7
Arrangement of freight and cargo n.e.c.....		488510-2	22.1	-2.5	3.8	-4.8	4.5	11.4
U.S. Postal Service.....	491		7.1	0.0	3.2	0.0	0.0	0.0

See footnotes at end of table.

Table 12. Producer price index percentage changes for the net output of selected industries and their products, not seasonally adjusted — Continued
 [May 2024]

Title ¹	Industry code	Product code	Unadjusted 12-month percent change ²	Unadjusted 1-month percent change ²				
				May 2023 to May 2024 ^P	Dec. to Jan.	Jan. to Feb. ^P	Feb. to Mar. ^P	Mar. to Apr. ^P
U.S. Postal Service.....	4911		7.1	0.0	3.2	0.0	0.0	0.0
U.S. Postal Service.....	49111		7.1	0.0	3.2	0.0	0.0	0.0
U.S. Postal Service.....	491110		7.1	0.0	3.2	0.0	0.0	0.0
Primary services.....		491110-P	7.1	0.0	3.2	0.0	0.0	0.0
Mailing services (market dominant services).....		491110-7	8.4	0.0	2.5	0.0	0.0	0.0
First class mail.....		491110-71	7.6	0.0	2.4	0.0	0.0	0.0
Retail letters.....		491110-711	7.8	0.0	3.0	0.0	0.0	0.0
Commercial letters.....		491110-712	7.7	0.0	1.8	0.0	0.0	0.0
Retail and commercial flats.....		491110-713	7.7	0.0	1.8	0.0	0.0	0.0
Other first class mail and fees.....		491110-714	5.9	0.0	3.5	0.0	0.0	0.0
Periodicals mail.....		491110-72	9.9	0.0	1.7	0.0	0.0	0.0
Outside county.....		491110-721	9.9	0.0	1.6	0.0	0.0	0.0
Other periodicals mail and fees.....		491110-722	9.6	0.0	3.4	0.0	0.0	0.0
Standard class mail.....		491110-73	9.7	0.0	3.0	0.0	0.0	0.0
High density and saturation flats and parcels.....		491110-731	5.6	0.0	2.5	0.0	0.0	0.0
Carrier route basic mail.....		491110-732	12.2	0.0	4.1	0.0	0.0	0.0
Bulk letters.....		491110-733	7.2	0.0	1.2	0.0	0.0	0.0
Bulk flats.....		491110-734	11.1	0.0	3.3	0.0	0.0	0.0
Other standard mail and fees.....		491110-735	23.8	0.0	11.2	0.0	0.0	0.0
Package services mail.....		491110-74	7.2	0.0	1.8	0.0	0.0	0.0
Special services and fees.....		491110-75	8.3	0.0	2.1	0.0	0.0	0.0
Shipping services (competitive services).....		491110-8	4.0	0.0	4.8	0.0	0.0	0.0
Domestic priority mail.....		491110-81	3.9	0.0	3.9	0.0	0.0	0.0
Other shipping services and shipping special services & fees.....		491110-82	4.1	0.0	5.4	0.0	0.0	0.0
Couriers and messengers.....	492		6.8	5.4	0.3	0.0	-0.1	0.2
Couriers and express delivery services.....	4921		7.2	5.7	0.3	0.0	-0.1	0.2
Couriers and express delivery services.....	49211		7.2	5.7	0.3	0.0	-0.1	0.2
Couriers and express delivery services.....	492110		7.2	5.7	0.3	0.0	-0.1	0.2
Primary services.....		492110-P	7.2	5.7	0.3	0.0	-0.1	0.2
Standard courier services.....		492110-1	6.7	5.9	0.0	0.2	-0.1	0.2
Expedited courier services.....		492110-2	8.2	5.6	0.8	-0.4	-0.2	0.1
Domestic expedited courier services.....		492110-201	8.8	6.1	0.8	-0.4	-0.2	0.2
International expedited courier services.....		492110-202	6.9	4.3	0.8	-0.4	-0.2	-0.1
Local messengers and local delivery.....	4922		0.0	0.0	0.0	0.0	0.0	0.0
Local messengers and local delivery.....	49221		0.0	0.0	0.0	0.0	0.0	0.0
Local messengers and local delivery.....	492210		0.0	0.0	0.0	0.0	0.0	0.0
Primary services.....		492210-P	0.0	0.0	0.0	0.0	0.0	0.0
Local messengers and local delivery services.....		492210-1	0.0	0.0	0.0	0.0	0.0	0.0
Warehousing and storage.....	493		5.2	0.6	2.7	1.3	1.9	-1.8
Warehousing and storage.....	4931		5.2	0.6	2.7	1.3	1.9	-1.8
General warehousing and storage.....	49311		5.6	0.8	3.1	1.8	2.0	-2.3
General warehousing and storage.....	493110		5.6	0.8	3.1	1.8	2.0	-2.3
Primary services.....		493110-P	5.6	0.8	3.1	1.8	2.0	-2.3
General warehousing and storage services.....		493110-1	5.6	0.8	3.1	1.8	2.0	-2.3
Refrigerated warehousing and storage.....	49312		3.4	-0.4	1.1	-0.7	1.8	0.5
Refrigerated warehousing and storage.....	493120		3.4	-0.4	1.1	-0.7	1.8	0.6
Primary services.....		493120-P	3.4	-0.4	1.1	-0.7	1.8	0.6
Warehousing and storage of refrigerated goods.....		493120-2	3.4	-0.4	1.1	-0.7	1.8	0.6
Farm product warehousing and storage.....	49313		4.4	0.0	0.0	0.0	0.0	0.0
Farm product warehousing and storage.....	493130		4.4	0.0	0.0	0.0	0.0	0.0
Primary services.....		493130-P	4.9	0.0	0.0	0.0	0.0	0.0
Farm product warehousing and storage services.....		493130-1	4.9	0.0	0.0	0.0	0.0	0.0
Publishing industries.....	513		4.0	0.1	0.3	0.6	1.1	0.0
Newspaper, book, and directory publishers.....	5131		3.1	0.9	1.1	0.6	0.6	0.3
Newspaper publishers.....	51311		1.9	-0.1	0.4	0.0	0.2	0.1
Newspaper publishers.....	513110		1.9	-0.1	0.4	0.0	0.2	0.1
Primary services.....		513110-P	1.9	-0.1	0.4	0.0	0.2	0.1
Newspaper publishing.....		513110-1	1.9	-0.1	0.4	0.0	0.2	0.1

See footnotes at end of table.

Table 12. Producer price index percentage changes for the net output of selected industries and their products, not seasonally adjusted — Continued
 [May 2024]

Title ¹	Industry code	Product code	Unadjusted 12-month percent change ²	Unadjusted 1-month percent change ²				
				May 2023 to May 2024 ^P	Dec. to Jan.	Jan. to Feb. ^P	Feb. to Mar. ^P	Mar. to Apr. ^P
Newspaper publishers - Continued								
Newspaper publishing from print publishers.....		513110-11	1.9	-0.1	0.4	0.0	0.2	0.1
Newspaper advertising sales.....		513110-111	-2.4	-0.4	0.2	0.1	0.5	0.2
Newspaper advertising sales, print only.....		513110-1111	-2.9	-0.5	0.2	0.1	0.7	0.3
Newspaper advertising sales, digital only and print and digital bundled.		513110-1112	0.0	0.0	0.0	0.0	0.0	0.0
Newspaper subscription and single copy sales.....		513110-112	3.8	0.0	0.5	0.0	0.0	0.0
Newspaper subscriptions, print only.....		513110-1121	3.3	0.0	0.0	0.0	0.0	0.0
Newspaper subscriptions, online only and print and online bundled.....		513110-1122	8.7	0.1	5.9	0.1	0.2	0.1
Periodical publishers.....	51312		-1.0	0.5	1.4	2.0	1.9	0.0
Periodical publishers.....	513120		-1.0	0.5	1.4	1.9	1.9	0.0
Primary services.....		513120-P	0.6	0.3	0.2	0.0	0.1	0.0
Periodical publishing.....		513120-1	0.6	0.3	0.2	0.0	0.1	0.0
Periodical publishing from print publishers.....		513120-11	0.6	0.3	0.2	0.0	0.1	0.0
Periodicals, advertising sales.....		513120-111	0.9	0.5	0.2	0.0	0.2	0.0
Periodicals, subscriptions and single copy sales.....		513120-112	0.3	0.0	0.2	0.0	0.0	0.0
Specialized business and professional periodicals, subscriptions and single copy sales.....		513120-1121	1.2	0.0	1.2	0.0	0.0	0.0
General and consumer periodicals, subscriptions and single copy sales.		513120-1122	0.1	0.0	0.0	0.0	0.1	0.0
Book publishers.....	51313		6.4	1.9	1.0	0.1	0.2	0.7
Book publishers.....	513130		6.3	1.9	1.0	0.1	0.2	0.7
Primary services.....		513130-P	7.1	2.1	1.1	0.1	0.2	0.8
Book publishing from print publishers.....		513130-1	7.1	2.1	1.1	0.1	0.2	0.8
Print book publishing.....		513130-101	7.1	2.1	1.1	0.1	0.2	0.8
General adult and juvenile book publishing.....		513130-1011	3.7	1.3	-1.0	-1.2	0.5	2.1
General adult book publishing.....		513130-10111	4.8	2.4	-2.9	-0.4	0.5	2.4
Juvenile book publishing.....		513130-10112	2.4	0.2	1.1	-2.1	0.5	1.7
Textbook publishing, including teachers' editions and workbooks.....		513130-1012	4.3	0.6	0.6	-0.7	0.6	0.0
College textbook publishing.....		513130-10121	-3.6	2.6	2.4	-2.8	2.4	0.0
Elementary and high school textbook publishing.....		513130-10122	7.3	0.0	0.0	0.0	0.0	0.0
Technical, scientific, and professional book publishing.....		513130-1013	11.7	4.9	3.4	2.1	0.3	0.0
General reference book publishing.....		513130-1014	12.7	0.3	0.4	-0.2	-0.3	0.3
Religious book publishing.....		513130-1015	0.6	-1.9	4.1	-0.4	-3.4	3.7
Directory and mailing list publishers.....	51314		6.6	1.6	2.7	0.6	0.2	0.2
Directory and mailing list publishers.....	513140		6.6	1.6	2.7	0.6	0.2	0.2
Primary services.....		513140-P	6.9	1.6	2.9	0.6	0.2	0.2
Directory and mailing list publishing.....		513140-1	6.9	1.6	2.9	0.6	0.2	0.2
Directory and mailing list publishing from print publishers.....		513140-11	8.2	2.9	0.1	1.8	-0.6	0.5
Directory and mailing list publishing from print - ad sales incl. phone directory listings.....		513140-111	0.1	0.0	0.0	0.0	0.0	0.0
Directory and mailing list publishing from print - subscription, content, and licensing sales.....		513140-112	14.0	4.8	0.2	3.0	-0.9	0.7
Directory and mailing list publishing from Internet publishers.....		513140-12	6.5	1.3	3.7	0.2	0.4	0.2
Other publishers.....	51319		0.9	0.3	0.0	0.0	0.0	0.0
Greeting card publishers.....	513191		0.1	0.0	0.1	0.0	0.0	0.0
Primary services.....		513191-P	0.1	0.0	0.1	0.0	0.0	0.0
Greeting card publishing.....		513191-1	0.1	0.0	0.1	0.0	0.0	0.0
Greeting card publishing from print publishers.....		513191-101	0.1	0.0	0.1	0.0	0.0	0.0
All other publishers.....	513199		3.1	1.0	-0.2	0.1	0.0	0.2
Primary services.....		513199-P	3.1	0.7	-0.3	0.1	0.0	0.2
All other publishing including yearbooks, art prints, patterns, and trading cards.		513199-1	3.1	0.7	-0.3	0.1	0.0	0.2
All other publishing including yearbooks, art prints, patterns, and trading cards, from print.....		513199-11	3.1	0.7	-0.3	0.1	0.0	0.2
Software publishers.....	5132		4.6	-0.4	-0.3	0.6	1.5	-0.2
Software publishers.....	51321		4.6	-0.4	-0.3	0.6	1.5	-0.2
Software publishers.....	513210		4.6	-0.4	-0.3	0.6	1.5	-0.2
Primary services.....		513210-P	5.0	-0.4	-0.3	0.6	1.6	-0.2
Software publishing, except games.....		513210-5	3.8	-0.5	-0.1	0.9	1.6	-0.2
System & application software publishing, excluding maintenance, tech support & games.....		513210-505	2.2	-1.9	0.2	0.6	1.1	0.2
System software publishing.....		513210-50501	3.2	-4.5	0.4	0.9	1.9	-0.1
Application software publishing.....		513210-50502	1.0	1.4	-0.1	0.2	0.1	0.6
Desktop and portable device application software publishing.....		513210-505021	1.2	2.2	1.9	0.3	-0.6	-1.0

See footnotes at end of table.

Table 12. Producer price index percentage changes for the net output of selected industries and their products, not seasonally adjusted — Continued
 [May 2024]

Title ¹	Industry code	Product code	Unadjusted 12-month percent change ²	Unadjusted 1-month percent change ²				
			May 2023 to May 2024 ^P	Dec. to Jan.	Jan. to Feb. ^P	Feb. to Mar. ^P	Mar. to Apr. ^P	Apr. to May ^P
Software publishers - Continued								
Other application software publishing.....		513210-505022	0.9	0.9	-1.4	0.1	0.6	1.6
Software maintenance, technical support, and other services related to software publishing.....		513210-506	19.0	13.6	-2.2	3.8	5.6	-3.7
Game software publishing.....		513210-7	23.3	0.2	-3.4	-2.6	2.1	0.0
Other receipts.....		513210-SM	0.1	0.0	0.0	0.0	0.0	0.1
Broadcasting, except Internet.....	516		-5.9	-6.0	0.5	-2.3	1.9	2.5
Radio and television broadcasting.....	5161		-2.9	-3.8	6.1	-3.3	-0.1	0.2
Radio broadcasting.....	51611		-7.1	-13.4	4.6	0.9	-1.6	2.1
Radio broadcasting stations.....	516110		-7.1	-13.4	4.6	0.9	-1.6	2.1
Primary services.....		516110-P	-7.3	-13.7	4.6	0.9	-1.7	2.1
Radio station services.....		516110-1	-7.3	-13.7	4.6	0.9	-1.7	2.1
Radio station advertising sales.....		516110-101	-8.7	-16.3	5.7	1.1	-2.1	2.6
Radio station advertising sales, local.....		516110-10101	-10.4	-15.1	3.8	4.8	-1.6	0.3
Radio station advertising sales, national and regional.....		516110-10102	-4.0	-18.9	10.2	-7.4	-3.2	8.6
Other radio station services.....		516110-102	0.0	0.0	0.0	0.0	0.0	0.0
Other receipts.....		516110-SM	3.6	0.5	0.0	0.1	3.0	0.0
Television broadcasting.....	51612		-1.5	-0.7	6.6	-4.6	0.3	-0.4
Television broadcasting stations.....	516120		-1.5	-0.7	6.6	-4.6	0.3	-0.4
Primary services.....		516120-P	-1.2	-0.7	6.3	-4.4	0.3	-0.4
Television station advertising sales.....		516120-3	-2.0	-1.2	10.7	-7.2	0.4	-0.7
Other television station broadcasting services.....		516120-4	0.0	0.0	0.0	0.0	0.0	0.0
Other receipts.....		516120-SM	-6.0	0.8	0.0	0.0	1.2	0.0
Cable and other subscription programming.....	5162		-7.1	-6.9	-2.0	-1.7	2.8	3.7
Cable and other subscription programming.....	51621		-7.1	-6.9	-2.0	-1.7	2.8	3.7
Media streaming dist svcs, social networks, and other media networks and content providers.....	516210		-7.0	-6.9	-2.0	-1.7	2.8	3.7
Primary services.....		516210-P	-7.7	-6.9	-2.0	-1.7	2.8	3.7
Cable networks.....		516210-1	-11.2	-4.7	-4.9	-2.7	3.8	2.9
Cable network advertising services.....		516210-11	-13.0	-5.6	-5.6	-3.2	4.4	3.3
Cable network programming services.....		516210-12	2.5	1.8	0.0	0.0	0.0	0.0
Radio network and national syndication services.....		516210-3	-3.6	-31.0	12.9	0.0	4.4	16.7
Telecommunications.....	517		1.9	0.6	0.5	-0.1	0.9	-0.1
Wired and wireless telecommunications carriers.....	5173		1.9	0.6	0.5	-0.1	0.9	-0.1
Wired and wireless telecommunications carriers.....	51731		1.9	0.6	0.5	-0.1	0.9	-0.1
Wired telecommunications carriers.....	517311		3.1	1.1	1.0	-0.2	1.6	-0.2
Primary products.....		517311-P	3.1	1.1	1.0	-0.2	1.6	-0.2
Local telephone service, except private lines.....		517311-1	-0.2	-0.3	0.2	0.3	-0.1	-0.2
Residence local telephone service.....		517311-111	1.0	0.0	0.2	0.0	0.0	0.0
Business and other local telephone service.....		517311-112	-2.8	-1.1	0.4	0.9	-0.2	-0.5
Public switched toll service.....		517311-2	0.7	-0.1	-0.5	-0.4	0.5	0.9
Residence switched toll service.....		517311-21	2.8	0.5	-0.6	-0.1	0.9	0.3
Business switched toll and other toll service.....		517311-22	-1.4	-0.7	-0.4	-0.7	0.1	1.5
Private line telephone service.....		517311-3	6.4	0.1	2.4	-0.2	0.0	-0.4
All-distance telephone service.....		517311-4	7.1	1.3	0.2	0.4	-0.1	0.4
Residential all-distance telephone service.....		517311-401	12.8	3.4	0.9	0.2	0.1	1.4
Business all-distance telephone service.....		517311-402	1.8	-0.7	-0.6	0.7	-0.3	-0.7
Video programming distribution.....		517311-5	6.1	1.6	3.4	-0.4	1.1	0.3
Video programming subscriber services.....		517311-501	5.1	1.7	2.1	-0.5	1.2	0.3
Advertising services.....		517311-502	21.5	-0.3	21.7	0.0	0.0	0.0
Internet access services.....		517311-6	0.9	0.8	0.5	0.0	0.5	0.2
Residential Internet access services.....		517311-601	1.6	1.0	0.4	0.0	0.5	0.2
Business Internet access services.....		517311-602	-0.6	0.4	0.8	0.0	0.3	0.2
Bundled access services.....		517311-7	3.6	1.6	0.4	-0.3	3.1	-0.8
Other wired telecommunications services.....		517311-9	-0.2	0.0	-0.2	0.0	0.4	-0.3
Wireless telecommunications carriers.....	517312		0.2	0.0	-0.2	0.0	0.0	0.0
Primary services.....		517312-P	0.2	0.0	-0.2	0.0	0.0	0.0
Wireless telecommunications services.....		517312-1	0.2	0.0	-0.2	0.0	0.0	0.0
Data processing and related services.....	5182		1.9	0.3	0.1	-0.2	0.4	0.4
Data processing and related services.....	51821		1.9	0.3	0.1	-0.2	0.4	0.4

See footnotes at end of table.

Table 12. Producer price index percentage changes for the net output of selected industries and their products, not seasonally adjusted — Continued
 [May 2024]

Title ¹	Industry code	Product code	Unadjusted 12-month percent change ²	Unadjusted 1-month percent change ²				
			May 2023 to May 2024 ^P	Dec. to Jan.	Jan. to Feb. ^P	Feb. to Mar. ^P	Mar. to Apr. ^P	Apr. to May ^P
Data processing, hosting and related services.....	518210		1.9	0.3	0.1	-0.2	0.4	0.4
Primary services.....		518210-P	2.3	0.4	0.1	-0.3	0.4	0.4
Business process management services.....		518210-1	0.3	0.0	0.0	0.0	0.0	0.1
Data management, information transformation, and related services.....		518210-4	0.1	0.0	0.0	0.0	0.0	0.0
Hosting, ASP, and other IT infrastructure provisioning services.....		518210-5	4.0	0.6	0.2	-0.5	0.7	0.7
Other receipts.....		518210-SM	0.0	0.0	0.0	0.0	0.0	0.0
Depository credit intermediation.....	5221		6.2	3.2	1.0	0.2	1.4	-1.8
Commercial banking.....	52211		6.2	3.4	1.1	0.2	1.4	-1.9
Commercial banking.....	522110		6.2	3.4	1.1	0.2	1.4	-1.9
Primary services.....		522110-P	6.2	3.4	1.1	0.2	1.4	-1.9
Loan services.....		522110-1	1.5	4.6	1.0	-0.8	2.4	-3.1
Residential real estate loans, except home equity.....		522110-101	36.6	-1.1	9.5	4.7	3.2	1.4
Nonresidential real estate loans.....		522110-102	-2.0	7.3	0.8	-2.7	2.9	-4.3
Home equity loans.....		522110-103	-12.6	2.5	-5.9	-1.8	1.6	-5.7
Commercial, industrial, and agricultural loans, except real estate.....		522110-105	-2.4	4.7	-0.6	-0.4	1.4	-2.8
New and used auto and truck loans.....		522110-106	-1.3	5.9	6.6	-1.8	6.7	-6.8
Credit cards, overdraft credit, and related plans.....		522110-107	-1.5	3.7	0.3	-2.7	1.2	-3.8
Other loan services.....		522110-108	-0.5	2.1	0.6	-0.3	1.6	-2.5
Deposit services.....		522110-2	20.5	1.1	1.2	2.4	-0.1	0.4
Demand deposits.....		522110-201	30.5	3.0	0.0	2.2	-0.6	0.6
Time and other deposits.....		522110-202	11.6	-0.9	2.4	2.7	0.3	0.2
Trust services.....		522110-3	1.5	0.0	2.8	0.0	0.0	2.0
Other banking services.....		522110-4	-7.1	0.0	0.0	0.0	-7.1	-0.3
Savings institutions.....	52218		5.3	0.5	-1.2	-0.2	1.5	0.7
Savings institutions and other depository credit intermediation.....	522180		5.3	0.5	-1.2	-0.2	1.5	0.7
Primary services.....		522180-P	5.3	0.5	-1.2	-0.2	1.5	0.7
Loan services.....		522180-1	8.7	1.8	-1.5	-3.5	2.4	0.9
Residential real estate loans, except home equity.....		522180-101	1.8	5.5	-3.7	-4.7	0.5	6.1
Nonresidential real estate loans.....		522180-102	11.9	2.3	-0.8	-4.8	1.9	-1.1
Home equity loans.....		522180-103	1.8	2.3	0.9	-5.4	2.3	-0.3
Commercial, industrial, and agricultural loans, except real estate.....		522180-105	6.0	-3.0	-1.4	-3.9	-1.0	3.5
New and used auto and truck loans.....		522180-106	21.6	2.0	0.8	1.5	5.5	-0.4
Credit cards, overdraft credit, and related plans.....		522180-109	19.9	3.2	-2.6	-1.1	7.6	-1.3
Other loan services.....		522180-111	2.0	2.7	-1.3	-2.8	4.9	-2.3
Deposit services.....		522180-2	-2.7	-3.1	-0.6	9.6	-0.6	0.2
Demand deposits.....		522180-201	21.4	-1.9	3.5	8.2	-0.2	0.1
Time and other deposits.....		522180-202	-10.2	-3.6	-2.3	10.2	-0.8	0.2
Trusts and other banking services.....		522180-3	0.9	0.9	0.0	0.0	0.0	0.0
Security, commodity contracts and like activity.....	523		11.4	3.4	0.2	1.7	1.9	-0.8
Securities and commodity contracts intermediation and brokerage.....	5231		7.9	0.3	0.3	2.6	-0.7	0.9
Investment banking and securities intermediation.....	52315		7.9	0.3	0.3	2.6	-0.7	0.9
Investment banking and securities intermediation.....	523150		7.9	0.3	0.3	2.6	-0.7	0.9
Primary services.....		523150-P	7.9	0.3	0.3	2.6	-0.7	0.9
Securities brokerage.....		523150-1	4.8	0.7	0.4	0.7	-0.4	0.7
Brokerage services.....		523150-101	0.1	0.9	1.1	-0.8	-1.5	1.7
Brokerage services, equities and ETFs.....		523150-1011	0.3	1.9	2.9	-2.0	-3.6	4.3
Brokerage services, all other securities.....		523150-1012	0.0	0.2	-0.1	0.1	-0.1	0.0
Other securities related services including margin lending and mutual fund sales.....		523150-102	6.9	0.6	0.1	1.4	0.0	0.3
Investment banking and securities dealing.....		523150-2	10.0	0.1	0.2	3.9	-0.9	1.0
Dealer transactions.....		523150-201	23.9	-0.3	8.5	9.2	-2.8	1.7
Dealer transactions, equity securities.....		523150-2011	50.5	-3.5	18.9	14.9	-3.6	2.9
Dealer transactions, debt securities and all other trading.....		523150-2012	-9.6	4.6	-6.3	-0.9	-1.0	-0.7
Investment banking services.....		523150-202	13.3	0.3	3.4	4.5	-0.4	1.6
Other securities dealing services.....		523150-203	0.3	0.1	-6.3	0.2	0.0	0.0
Portfolio management and investment advice.....	52394		14.6	6.2	0.2	1.0	4.2	-2.2
Portfolio management and investment advice.....	523940		14.6	6.2	0.2	1.0	4.2	-2.2
Primary services.....		523940-P	14.6	6.2	0.2	1.0	4.2	-2.2
Portfolio management.....		523940-1	15.9	6.8	0.1	0.7	4.4	-1.8
Mutual fund and exchange traded fund management.....		523940-11	14.3	6.0	0.2	1.0	3.2	-0.8
Management of equity funds.....		523940-1101	18.4	7.8	0.3	1.5	5.1	-1.1
Management of bond funds.....		523940-1102	2.0	4.6	-0.1	0.0	-0.6	-0.6

See footnotes at end of table.

Table 12. Producer price index percentage changes for the net output of selected industries and their products, not seasonally adjusted — Continued
 [May 2024]

Title ¹	Industry code	Product code	Unadjusted 12-month percent change ²	Unadjusted 1-month percent change ²				
				May 2023 to May 2024 ^P	Dec. to Jan.	Jan. to Feb. ^P	Feb. to Mar. ^P	Mar. to Apr. ^P
Portfolio management and investment advice - Continued								
Management of other funds.....		523940-1103	13.3	2.2	0.0	0.2	0.4	0.1
Private portfolio management.....		523940-12	16.8	7.2	0.1	0.5	5.0	-2.4
Management of equity private portfolios.....		523940-1201	26.5	10.5	0.1	0.7	7.7	-3.0
Management of bond private portfolios.....		523940-1202	2.7	2.9	0.0	0.0	0.7	-2.1
Management of other private portfolios.....		523940-1203	3.0	1.4	0.0	0.4	0.5	-0.5
Investment advice.....		523940-2	7.0	2.4	0.8	2.7	2.8	-4.0
Investment advisory services.....		523940-21	7.0	2.4	0.8	2.7	2.8	-4.0
Insurance carriers and related activities.....	524		4.0	1.9	0.1	0.1	0.0	0.2
Insurance carriers.....	5241		4.0	1.9	0.1	0.1	0.0	0.2
Direct life/health/medical insurance carriers.....	52411		2.6	2.6	0.0	0.0	-0.2	0.0
Direct life insurance carriers.....	524113		-1.7	-0.4	-0.2	0.0	-0.5	0.0
Primary services.....		524113-P	-1.7	-0.4	-0.2	0.0	-0.5	0.0
Life insurance policies.....		524113-1	-2.1	-0.5	-0.3	0.0	-0.7	0.0
Individual life insurance policies.....		524113-101	-1.6	-0.1	-0.4	0.0	-0.8	0.0
Term life insurance policies.....		524113-10101	0.2	0.0	0.0	0.0	0.0	0.0
Whole life insurance policies.....		524113-10102	0.0	0.0	0.0	0.0	0.0	0.0
Universal life insurance policies.....		524113-10103	-3.6	0.0	-1.7	0.0	0.1	0.0
Variable-universal and other individual life insurance policies.....		524113-10105	-3.3	-0.2	0.0	0.0	-3.1	0.0
Group life insurance policies.....		524113-102	-4.2	-2.3	0.0	0.0	-0.4	0.0
Annuities.....		524113-2	0.7	0.2	0.0	0.0	0.4	0.0
Variable deferred annuities.....		524113-201	0.6	0.3	0.0	0.0	0.7	0.0
Fixed-rate deferred annuities.....		524113-202	1.6	-0.2	0.0	0.0	0.0	0.0
Immediate annuities.....		524113-203	-1.9	0.6	-0.3	0.0	-0.2	0.0
Disability insurance policies.....		524113-3	-0.5	-0.5	0.0	0.0	0.0	0.0
Direct health and medical insurance carriers.....	524114		4.4	3.9	0.0	0.0	0.0	0.0
Primary services.....		524114-P	4.4	3.9	0.0	0.0	0.0	0.0
Medical service plans.....		524114-1	4.4	3.9	0.0	0.0	0.0	0.0
Comprehensive medical service plans.....		524114-101	4.2	3.3	0.1	0.0	0.0	0.0
Group managed care medical service plans.....		524114-10101	3.5	3.2	0.2	0.0	0.0	0.0
Group fee-for-service medical service plans.....		524114-10102	7.3	0.0	0.0	0.0	0.0	0.0
Individual comprehensive medical service plans.....		524114-10103	4.2	4.4	0.0	0.0	0.0	0.0
Non-comprehensive medical service plans.....		524114-103	4.5	4.4	0.0	0.0	0.0	0.0
Dental service plans.....		524114-10301	2.0	1.2	0.0	0.0	0.0	0.2
Supplemental Medicare service plans.....		524114-10302	4.4	3.8	0.0	0.0	0.0	0.0
Other medical service plans.....		524114-10303	5.0	5.3	0.0	0.0	0.0	0.0
Indemnity health insurance plans.....		524114-2	0.1	0.0	0.0	0.0	0.0	0.0
Other direct insurance carriers.....	52412		7.3	0.4	0.4	0.4	0.2	0.7
Direct property and casualty insurers.....	524126		7.3	0.4	0.4	0.4	0.2	0.7
Primary services.....		524126-P	7.3	0.4	0.4	0.4	0.2	0.7
Private passenger auto insurance.....		524126-1	9.6	0.8	0.4	0.3	0.1	1.1
Homeowner's insurance.....		524126-2	9.0	0.0	0.9	0.8	0.0	0.5
Commercial auto insurance.....		524126-3	8.2	1.2	0.4	0.4	2.1	0.8
Non-auto liability insurance.....		524126-4	4.4	-0.1	0.0	0.8	-0.1	0.2
Medical malpractice insurance.....		524126-402	-2.9	-1.9	0.0	0.0	-1.0	0.0
Product and other non-auto liability insurance.....		524126-403	5.5	0.1	0.0	1.0	0.0	0.2
Commercial multiple peril insurance.....		524126-5	8.9	0.0	0.0	0.2	-0.1	0.0
Worker's compensation insurance.....		524126-6	-5.2	-1.7	0.0	0.2	0.3	0.3
Other property and casualty insurance.....		524126-7	1.2	0.7	0.4	0.1	0.7	0.0
Insurance agencies and brokerages.....	52421		1.4	1.4	0.3	0.0	0.0	0.0
Insurance agencies and brokerages.....	524210		1.4	1.4	0.3	0.0	0.0	0.0
Primary services.....		524210-P	1.5	1.4	0.3	0.0	0.0	0.0
Sale of property and casualty insurance.....		524210-1	1.8	2.3	0.0	0.0	0.0	0.0
Sale of personal property and casualty insurance.....		524210-101	4.6	4.3	0.0	0.0	0.0	0.0
Sale of private passenger auto insurance.....		524210-10101	6.3	6.0	0.0	0.0	0.0	0.0
Sale of homeowner's insurance.....		524210-10102	1.2	1.2	0.0	0.0	0.0	0.0
Sale of other personal property and casualty insurance.....		524210-10103	0.3	0.1	0.0	0.0	0.0	0.0
Sale of commercial property and casualty insurance.....		524210-102	-1.1	0.1	0.0	0.0	0.0	0.0
Sale of life insurance and annuities.....		524210-2	2.1	-0.6	2.7	0.0	0.0	0.0
Sale of health and medical insurance.....		524210-3	0.7	0.0	0.0	0.0	0.0	0.0
Sale of other insurance.....		524210-4	0.1	0.0	0.0	0.0	0.0	0.0
Lessors of nonresidential buildings (except miniwarehouses).....	53112		3.4	1.9	-3.7	-0.2	0.5	-0.3

See footnotes at end of table.

Table 12. Producer price index percentage changes for the net output of selected industries and their products, not seasonally adjusted — Continued
 [May 2024]

Title ¹	Industry code	Product code	Unadjusted 12-month percent change ²	Unadjusted 1-month percent change ²				
				May 2023 to May 2024 ^P	Dec. to Jan.	Jan. to Feb. ^P	Feb. to Mar. ^P	Mar. to Apr. ^P
Lessors of nonresidential buildings.....	531120		3.4	1.9	-3.7	-0.2	0.5	-0.3
Primary services.....		531120-P	3.4	1.9	-3.7	-0.2	0.5	-0.3
Leasing of shopping centers and retail stores.....		531120-1	0.7	1.7	-7.0	-2.0	1.7	-0.9
Leasing of professional and office buildings.....		531120-2	0.6	1.3	-2.0	1.1	-0.3	-0.7
Leasing of manufacturing and industrial buildings.....		531120-3	6.0	5.1	0.0	0.1	0.1	0.0
Leasing of other nonresidential buildings and facilities.....		531120-7	18.4	2.0	-1.9	0.7	-0.4	2.3
Lessors of miniwarehouse and self storage units.....	531113		-4.1	0.0	-1.8	-0.7	-0.8	-3.4
Miniwarehouse and self-storage unit operators.....	531130		-4.1	0.0	-1.8	-0.7	-0.8	-3.4
Primary services.....		531130-P	-4.1	0.0	-1.8	-0.7	-0.8	-3.4
Miniwarehouse and self-storage unit operation.....		531130-1	-4.1	0.0	-1.8	-0.7	-0.8	-3.4
Offices of real estate agents and brokers.....	5312		3.5	-0.7	-0.3	-0.2	1.0	0.7
Offices of real estate agents and brokers.....	53121		3.5	-0.7	-0.3	-0.2	1.0	0.7
Offices of real estate agents and brokers.....	531210		3.5	-0.7	-0.3	-0.2	1.0	0.7
Primary services.....		531210-P	3.5	-0.7	-0.3	-0.2	1.0	0.7
Real estate brokerage, residential property sales and leases.....		531210-1	5.2	-0.6	-0.3	-0.3	1.1	0.9
Real estate brokerage, nonresidential property sales and leases including land sales and leases.....		531210-6	-3.6	-1.0	0.0	0.0	0.3	-0.2
Real estate brokerage, nonresidential property sales including land sales.....		531210-601	-5.9	-1.6	0.0	0.0	0.5	-0.3
Real estate brokerage, nonresidential property leases including land leases.....		531210-602	0.9	0.0	0.0	0.0	0.0	0.0
Real estate property managers.....	53131		5.1	0.7	1.4	0.1	0.4	0.2
Residential property managers.....	531311		4.1	3.5	-0.1	0.0	0.4	0.0
Primary services.....		531311-P	4.1	3.5	-0.1	0.0	0.4	0.0
Residential property management services.....		531311-1	4.1	3.5	-0.1	0.0	0.4	0.0
Nonresidential property managers.....	531312		6.8	-3.7	4.1	0.3	0.4	0.5
Primary services.....		531312-P	6.8	-3.7	4.1	0.3	0.4	0.5
Nonresidential property management services.....		531312-1	6.8	-3.7	4.1	0.3	0.4	0.5
Offices of real estate appraisers.....	531320		0.1	2.0	-0.4	0.3	0.0	0.5
Primary services.....		531320-P	0.1	2.0	-0.4	0.3	0.0	0.5
Real estate appraisal services.....		531320-1	0.1	2.0	-0.4	0.3	0.0	0.5
Automotive equipment rental and leasing.....	5321		0.4	-4.2	0.8	5.5	-0.4	0.3
Passenger car rental and leasing.....	53211		-0.3	-6.4	1.4	8.3	-1.2	0.5
Passenger car rental.....	532111		-0.3	-6.4	1.4	8.3	-1.2	0.5
Primary services.....		532111-P	-0.3	-6.4	1.4	8.3	-1.2	0.5
Standard passenger car rental.....		532111-2	-2.3	-9.0	1.6	11.4	-1.9	0.5
Passenger car rental for business travel.....		532111-211	-8.3	-13.5	0.8	10.0	-2.3	0.6
Passenger car rental for leisure travel.....		532111-221	-0.1	-7.3	1.9	11.9	-1.7	0.5
Replacement passenger car rental.....		532111-3	5.5	0.6	0.8	0.8	0.8	0.5
Truck, utility trailer and RV rental and leasing.....	53212		1.7	0.0	-0.2	0.4	1.2	-0.1
Truck, utility trailer, and RV rental and leasing.....	532120		1.7	0.0	-0.2	0.4	1.2	-0.1
Primary services.....		532120-P	2.1	0.0	-0.4	0.6	1.3	-0.2
Rental of trucks, truck trailers, RVs.....		532120-1	1.1	0.0	-1.5	0.5	1.9	0.4
Leasing of trucks, truck trailers, and RVs.....		532120-4	2.8	0.0	0.3	0.6	1.0	-0.5
Other receipts.....		532120-SM	-1.7	0.0	0.8	-1.0	0.2	0.2
Other heavy machinery rental and leasing.....	532412		0.8	0.1	-0.4	0.9	-0.4	0.5
Primary services.....		532412-P	0.4	0.1	-1.1	1.1	-0.5	0.6
Construction equipment rental and leasing.....		532412-1	0.6	0.1	-1.5	1.5	-0.7	0.8
Oilfield and well drilling equipment rental and leasing.....		532412-2	0.0	0.0	0.0	0.0	0.0	0.0
Other receipts.....		532412-SM	2.5	0.0	2.6	0.0	0.0	0.0
Legal services.....	5411		8.3	4.0	1.4	-0.2	1.5	0.2
Offices of lawyers.....	54111		8.3	4.0	1.4	-0.2	1.5	0.2
Offices of lawyers.....	541110		8.3	4.0	1.4	-0.2	1.5	0.2
Primary services.....		541110-P	8.3	4.0	1.4	-0.2	1.5	0.2
Labor and employment legal services.....		541110-A	5.8	1.8	0.5	-0.6	0.8	0.5
Other legal services.....		541110-C	1.5	0.3	1.1	0.0	0.0	0.0
Real estate legal services.....		541110-2	3.3	2.5	0.9	-0.1	0.2	0.0
Civil negligence legal services.....		541110-3	6.4	3.8	0.7	0.0	0.6	0.6
Defendant representation.....		541110-301	6.7	3.4	1.1	0.0	1.0	1.0
Plaintiff representation.....		541110-302	6.1	4.4	0.1	0.1	0.0	0.1
Wills, estate planning, and probate.....		541110-6	6.3	4.7	1.6	0.0	0.0	0.0

See footnotes at end of table.

Table 12. Producer price index percentage changes for the net output of selected industries and their products, not seasonally adjusted — Continued
 [May 2024]

Title ¹	Industry code	Product code	Unadjusted 12-month percent change ²	Unadjusted 1-month percent change ²				
				May 2023 to May 2024 ^P	Dec. to Jan.	Jan. to Feb. ^P	Feb. to Mar. ^P	Mar. to Apr. ^P
Offices of lawyers - Continued								
Business and commercial legal services.....		541110-9	12.9	5.7	2.1	-0.4	2.8	0.2
Tax legal services.....		541110-901	7.3	6.2	0.4	0.0	0.4	0.3
Intellectual property legal services.....		541110-902	10.3	5.5	0.5	-0.6	2.2	0.8
Bankruptcy and other business and commercial legal services.....		541110-903	13.8	5.8	2.5	-0.3	3.0	0.0
Offices of certified public accountants.....	541211		7.2	3.1	1.5	0.3	-0.2	0.0
Primary services.....		541211-P	6.9	3.2	1.3	-0.3	-0.3	0.0
Other accounting services.....		541211-A	9.9	2.7	-0.6	-0.6	-1.5	0.1
Financial auditing.....		541211-4	7.2	4.4	0.1	-0.9	-0.6	-0.1
Tax preparation and planning.....		541211-5	5.1	1.8	3.6	0.4	0.3	0.1
Bookkeeping and compilation.....		541211-9	8.8	4.2	1.5	0.2	0.8	0.0
Other accounting services.....	541219		2.7	5.7	-0.6	-2.7	-2.7	0.0
Primary services.....		541219-P	2.7	5.7	-0.6	-2.7	-2.7	0.0
Other accounting services (non-CPA firms).....		541219-1	2.7	5.7	-0.6	-2.7	-2.7	0.0
Architectural, engineering and related services.....	5413		2.6	1.0	0.1	0.0	0.5	0.0
Architectural services.....	54131		1.8	0.5	0.0	0.0	0.2	0.2
Architectural services.....	541310		1.8	0.5	0.0	0.0	0.2	0.2
Primary services.....		541310-P	2.0	0.5	0.0	0.0	0.2	0.2
Residential building projects.....		541310-1	0.4	0.4	0.0	0.0	0.3	0.0
Nonresidential building projects.....		541310-7	2.4	0.6	0.1	0.0	0.2	0.2
Commercial and industrial building projects.....		541310-71	2.9	0.4	0.1	0.0	0.1	0.3
Institutional building projects.....		541310-72	2.4	0.9	0.1	0.0	0.3	0.2
Other architectural services, incl. historic restoration & architectural consulting services.....		541310-8	2.3	0.0	0.0	0.0	0.0	0.0
Engineering services.....	54133		2.7	1.1	0.1	0.0	0.5	0.0
Engineering services.....	541330		2.7	1.1	0.1	0.0	0.5	0.0
Primary services.....		541330-P	2.9	1.2	0.1	0.0	0.5	0.0
Building related engineering projects.....		541330-1	3.0	0.2	0.0	0.0	0.9	0.0
Residential building engineering projects.....		541330-101	0.5	0.0	0.0	0.0	0.5	0.0
Commercial, public, and institutional building engineering projects.....		541330-102	2.0	0.8	0.0	0.0	1.0	0.0
Industrial and manufacturing plant and process engineering projects.....		541330-103	4.0	-0.1	0.0	0.0	0.9	0.0
Non-building related engineering projects.....		541330-2	2.8	1.8	0.1	0.0	0.3	0.0
Transportation engineering projects.....		541330-201	2.9	1.6	0.1	0.0	0.4	0.0
Highway and roadway engineering projects.....		541330-20101	2.5	1.2	0.1	0.0	0.3	0.0
Other transportation engineering projects, including mass transit engineering projects.....		541330-20102	3.5	2.1	0.1	0.0	0.5	0.0
Municipal utility and power generation and distribution engineering projects.....		541330-202	4.1	2.2	0.4	0.0	0.7	0.0
All other non-building related engineering projects.....		541330-203	2.2	1.9	0.0	0.1	0.1	0.0
Other receipts.....		541330-SM	0.9	0.2	0.1	-0.1	0.0	0.0
Management and technical consulting services.....	5416		3.0	-0.1	-0.1	0.1	0.9	0.0
Management consulting services.....	54161		3.0	-0.1	-0.1	0.1	0.9	0.0
Management consulting services.....	541610		4.1	-0.1	-0.3	0.1	1.3	0.0
Primary services.....		541610-P	5.0	-0.2	-0.4	0.0	1.6	0.0
Administrative and general management consulting services.....		541610-1	7.1	-0.6	-0.3	-0.1	2.6	0.1
Marketing consulting services.....		541610-3	0.1	0.1	0.0	0.0	0.0	0.0
Process, physical distribution and logistics consulting services.....		541610-4	5.3	1.4	-2.5	1.4	0.5	0.1
Human resources consulting services.....		541610-5	2.6	0.3	0.1	-0.2	-0.2	-0.1
Advertising agencies.....	54181		0.0	0.0	0.3	0.0	0.0	0.1
Advertising agencies.....	541810		0.0	0.0	0.3	0.0	0.0	0.1
Primary services.....		541810-P	0.0	0.0	0.3	0.0	0.0	0.1
Advertising agency services.....		541810-4	0.0	0.0	0.3	0.0	0.0	0.1
Advertising creative services billed separately.....		541810-401	0.1	-0.1	0.0	0.0	0.0	0.0
Advertising placement services, including bundled placement and creative services.....		541810-402	-0.1	0.0	0.5	0.0	0.0	0.1
Other advertising services billed separately.....		541810-403	0.0	0.0	0.0	0.0	0.0	0.0
Employment services.....	5613		-1.3	0.1	-0.5	-0.1	-0.4	-0.7
Employee leasing services.....	56133		-0.2	0.0	0.0	0.0	-0.4	0.0
Professional employer organizations.....	561330		-0.2	0.0	0.0	0.0	-0.4	0.0
Primary services.....		561330-P	-0.2	0.0	0.0	0.0	-0.4	0.0
Co-employment staffing.....		561330-1	-0.2	0.0	0.0	0.0	-0.4	0.0

See footnotes at end of table.

Table 12. Producer price index percentage changes for the net output of selected industries and their products, not seasonally adjusted — Continued
 [May 2024]

Title ¹	Industry code	Product code	Unadjusted 12-month percent change ²	Unadjusted 1-month percent change ²				
				May 2023 to May 2024 ^P	Dec. to Jan.	Jan. to Feb. ^P	Feb. to Mar. ^P	Mar. to Apr. ^P
Staffing services (except PEOs).....	56138		-2.1	0.2	-0.9	-0.2	-0.4	-1.2
Staffing services (except PEOs).....	561380		-2.1	0.2	-0.9	-0.2	-0.4	-1.2
Primary services.....		561380-P	-2.1	0.2	-0.9	-0.2	-0.4	-1.2
Temporary help services.....		561380-1	-0.9	0.2	0.3	-0.2	-0.7	-0.4
Temporary help services, office and clerical.....		561380-101	2.5	0.3	-0.7	-0.4	0.1	1.8
Temporary help services, light and heavy industrial.....		561380-102	1.9	0.3	1.3	-0.2	-2.3	0.3
Temporary help services, technical and professional.....		561380-103	1.5	0.7	0.1	0.4	0.5	-1.9
Temporary help services, medical.....		561380-104	-18.9	-1.9	0.1	-2.0	-2.9	-0.4
Temporary help services, other.....		561380-105	0.4	0.0	-0.4	-0.3	1.2	-0.4
Employment placement services.....		561380-2	-22.6	0.4	-16.4	0.0	4.3	-13.2
Executive search services.....		561380-3	7.3	-0.4	-0.1	-1.4	1.4	0.0
Travel agencies.....	56151		3.1	-0.1	0.1	-0.4	0.4	0.1
Travel agencies.....	561510		3.1	-0.1	0.1	-0.4	0.4	0.1
Primary services.....		561510-P	3.7	-0.2	0.2	-0.5	0.5	0.2
Flight bookings.....		561510-1	-0.6	-2.9	-0.3	-0.7	0.9	0.0
Domestic flight bookings.....		561510-111	-0.8	-7.8	-0.7	-0.2	-0.5	0.1
International flight bookings.....		561510-112	-0.4	1.0	0.1	-1.1	1.8	-0.1
Other travel agency services, except flight bookings.....		561510-2	6.4	1.5	0.5	-0.4	0.3	0.2
Hotel and car rental bookings.....		561510-211	5.7	8.5	0.1	-0.1	1.1	-0.1
Hotel bookings.....		561510-2111	5.8	8.6	0.1	-0.1	1.0	-0.1
Car rental bookings.....		561510-2112	-12.7	-26.2	-0.5	-0.8	7.5	-0.5
Cruise and tour bookings.....		561510-222	5.8	-0.9	1.6	-1.3	0.3	0.9
Cruise bookings.....		561510-2221	11.4	-0.6	2.1	-1.4	0.3	1.1
Packaged tour bookings.....		561510-2222	-17.3	-2.4	-0.9	-1.1	0.3	-0.3
All other travel agency services.....		561510-233	7.1	-0.1	0.0	0.0	0.0	0.0
Security guards and patrol services.....	561612		9.3	2.8	0.6	-0.1	0.2	-0.1
Primary services.....		561612-P	9.3	2.8	0.6	-0.1	0.2	-0.1
Security guard services.....		561612-1	9.3	2.8	0.6	-0.1	0.2	-0.1
Janitorial services.....	56172		0.2	2.0	0.0	0.0	-0.1	0.2
Janitorial services.....	561720		0.2	2.0	0.0	0.0	-0.1	0.2
Primary services.....		561720-P	0.0	1.9	0.0	0.0	-0.1	0.2
Janitorial cleaning services.....		561720-5	0.0	1.9	0.0	0.0	-0.1	0.2
Nonresidential cleaning services.....		561720-51	0.0	2.0	0.0	0.0	-0.1	0.3
Residential cleaning services.....		561720-52	0.0	0.0	0.0	0.0	0.0	0.0
Waste collection.....	5621		5.7	0.2	-0.5	2.2	1.1	1.3
Waste collection.....	56211		5.7	0.2	-0.5	2.2	1.1	1.3
Solid waste collection.....	562111		5.7	0.2	-0.5	2.2	1.1	1.3
Primary services.....		562111-P	6.3	0.3	-0.6	2.4	1.2	1.5
Solid waste collection services.....		562111-2	6.3	0.3	-0.6	2.4	1.2	1.5
Offices of physicians.....	6211		1.5	0.9	0.0	0.2	0.1	0.0
Offices of physicians.....	62111		1.5	0.9	0.0	0.2	0.1	0.0
Offices of physicians, except mental health.....	621111		1.5	0.9	0.0	0.2	0.1	0.0
Primary services.....		621111-P	1.5	0.9	0.0	0.2	0.1	0.0
One and two physician practices and single specialty group practices.....		621111-4	-0.3	-0.7	0.0	0.3	0.0	0.0
General/family practice.....		621111-411	0.6	-0.1	0.0	0.1	0.0	0.0
Internal medicine.....		621111-412	-0.8	-1.6	-0.1	0.6	0.0	0.0
General surgery and other surgical specialties.....		621111-413	-0.3	-0.6	0.0	0.5	0.0	0.0
Pediatrics.....		621111-414	0.2	0.0	0.0	0.0	0.0	0.0
Obstetrics/gynecology.....		621111-415	-0.4	0.0	0.0	0.0	0.0	-0.3
Other specialty.....		621111-419	-0.5	-0.8	0.0	0.5	0.1	0.0
Multispecialty group practice.....		621111-5	5.4	4.2	0.1	0.1	0.1	0.0
Offices of dentists.....	6212		5.0	0.3	1.6	-0.2	2.0	0.7
Offices of dentists.....	62121		5.0	0.3	1.6	-0.2	2.0	0.7
Offices of dentists.....	621210		5.0	0.3	1.6	-0.2	2.0	0.7
Primary services.....		621210-P	5.0	0.3	1.6	-0.2	2.0	0.7
Dental visits and consultations.....		621210-1	3.5	0.1	1.3	-0.4	0.1	1.3
Private insurance patients: dental visits and consultations.....		621210-11	4.5	0.0	1.3	0.0	0.0	1.9
Medicare, Medicaid and all other patients: dental visits and consultations.....		621210-12	2.1	0.3	1.2	-1.1	0.3	0.4
Dental surgical intervention services.....		621210-2	3.2	0.3	2.7	0.0	0.2	0.0
Private insurance patients: dental surgical intervention services.....		621210-21	1.5	0.3	1.3	0.0	0.0	0.0

See footnotes at end of table.

Table 12. Producer price index percentage changes for the net output of selected industries and their products, not seasonally adjusted — Continued
 [May 2024]

Title ¹	Industry code	Product code	Unadjusted 12-month percent change ²	Unadjusted 1-month percent change ²				
				May 2023 to May 2024 ^P	Dec. to Jan.	Jan. to Feb. ^P	Feb. to Mar. ^P	Mar. to Apr. ^P
Offices of dentists - Continued								
Medicare, Medicaid and all other patients: dental surgical intervention services..		621210-22	5.5	0.3	4.6	0.0	0.5	0.0
Dental non-surgical intervention services.....		621210-3	6.6	0.4	1.5	0.0	3.8	0.4
Private insurance patients: dental non-surgical intervention services.....		621210-31	10.1	0.3	2.1	0.0	6.7	0.6
Medicare, Medicaid and all other patients: dental non-surgical intervention services.....		621210-32	2.4	0.5	0.8	0.0	0.2	0.1
Medical and diagnostic laboratories.....	6215		0.4	0.0	0.0	0.3	0.1	0.0
Medical and diagnostic laboratories.....	62151		0.4	0.0	0.0	0.3	0.1	0.0
Medical laboratories.....	621511		0.1	-0.1	0.0	0.0	0.1	0.0
Primary services.....		621511-P	0.1	-0.1	0.0	0.0	0.1	0.0
Medical laboratory services.....		621511-2	0.1	-0.1	0.0	0.0	0.1	0.0
Medicare patients.....		621511-23	0.3	0.1	0.0	0.1	0.0	0.0
Medicaid patients.....		621511-24	-0.3	-0.3	0.0	0.0	0.0	0.0
Private insurance patients.....		621511-25	0.1	0.0	0.0	0.0	0.2	0.0
All other patients.....		621511-26	0.5	0.0	0.3	0.3	0.0	0.0
Diagnostic imaging centers.....	621512		1.0	0.1	0.0	0.6	0.0	0.0
Primary services.....		621512-P	1.0	0.1	0.0	0.6	0.0	0.0
Diagnostic imaging services.....		621512-4	1.0	0.1	0.0	0.6	0.0	0.0
Medicare and Medicaid patients.....		621512-41	-0.4	-0.7	0.0	0.3	0.0	0.0
Private insurance and all other patients.....		621512-42	1.4	0.3	0.0	0.7	0.0	0.0
Home health care services.....	6216		2.5	0.5	0.0	0.0	0.0	0.0
Home health care services.....	62161		2.5	0.5	0.0	0.0	0.0	0.0
Home health care services.....	621610		2.5	0.5	0.0	0.0	0.0	0.0
Primary services.....		621610-P	2.5	0.5	0.0	0.0	0.0	0.0
Medicare and Medicaid patients.....		621610-3	2.5	0.4	0.0	0.0	0.0	0.0
Medicare patients.....		621610-31	1.1	0.0	0.0	0.0	0.0	0.0
Medicaid patients.....		621610-32	3.7	0.8	0.0	0.0	0.0	0.0
Private insurance and all other patients.....		621610-4	2.4	0.6	0.0	0.0	0.0	0.0
Private insurance patients.....		621610-41	3.0	0.0	0.0	0.0	0.0	0.0
All other patients.....		621610-42	2.3	0.7	0.0	0.0	0.0	0.0
Other receipts.....		621610-SM	-	1.0	0.0	0.0	0.0	-
All other ambulatory health care services.....	62199		3.5	0.8	0.8	0.1	-0.3	0.1
Blood and organ banks.....	621991		3.5	0.8	0.8	0.1	-0.3	0.1
Primary services.....		621991-P	3.3	0.8	0.8	0.1	-0.3	0.1
Human blood services.....		621991-1	3.2	0.4	0.8	0.0	0.2	0.1
Human red blood and whole blood services.....		621991-12	3.5	1.1	-0.3	0.7	0.1	0.1
Human blood plasma services.....		621991-13	3.2	-0.1	1.6	-0.4	0.3	0.2
Human blood platelet and other blood services.....		621991-14	2.6	0.4	0.5	-0.1	0.1	0.0
Human organ, bone, tissue, and other bank services.....		621991-2	3.6	1.6	0.8	0.2	-1.5	0.0
Other receipts.....		621991-SM	9.8	1.9	3.1	0.5	0.7	-0.7
Hospitals.....	622		4.2	1.3	0.3	-0.1	0.1	1.3
General medical and surgical hospitals.....	6221		4.2	1.4	0.2	-0.1	0.1	1.4
General medical and surgical hospitals.....	62211		4.2	1.4	0.2	-0.1	0.1	1.4
General medical and surgical hospitals.....	622110		4.2	1.4	0.2	-0.1	0.1	1.4
Primary services.....		622110-P	3.1	1.4	0.3	-0.1	0.1	0.2
Certain infectious and parasitic diseases.....		622110-201	2.4	3.2	0.2	-0.8	0.0	0.0
Neoplasms.....		622110-202	3.6	1.9	0.2	-2.1	1.5	0.0
Diseases of the blood & blood-forming organs & certain disorders involving the immune mechanism.....		622110-203	3.8	-0.5	0.1	0.0	-1.5	0.0
Endocrine, nutritional and metabolic diseases.....		622110-204	0.1	2.7	0.0	0.0	-0.3	-0.8
Mental and behavioural disorders.....		622110-205	2.4	10.9	0.0	0.0	0.0	0.0
Diseases of the nervous system.....		622110-206	1.4	1.7	0.0	0.0	0.0	0.0
Diseases of the circulatory system.....		622110-209	1.9	1.2	0.0	0.0	0.0	0.1
Diseases of the respiratory system.....		622110-210	8.0	0.1	0.0	-0.1	0.0	0.0
Diseases of the digestive system.....		622110-211	4.6	1.0	0.7	0.1	-0.5	0.3
Diseases of the skin and subcutaneous tissue.....		622110-212	2.5	0.2	-0.2	0.4	-0.1	0.3
Diseases of the musculoskeletal system and connective tissue.....		622110-213	2.7	0.6	0.0	0.2	0.0	0.0
Diseases of the genitourinary system.....		622110-214	8.7	1.2	0.2	-0.3	0.2	3.7
Pregnancy, childbirth and the puerperium.....		622110-215	8.5	1.2	0.1	-0.2	0.1	1.0
Certain conditions originating in the perinatal period.....		622110-216	6.1	0.0	0.1	0.0	0.0	0.6

See footnotes at end of table.

Table 12. Producer price index percentage changes for the net output of selected industries and their products, not seasonally adjusted — Continued
 [May 2024]

Title ¹	Industry code	Product code	Unadjusted 12-month percent change ²	Unadjusted 1-month percent change ²				
				May 2023 to May 2024 ^P	Dec. to Jan.	Jan. to Feb. ^P	Feb. to Mar. ^P	Mar. to Apr. ^P
General medical and surgical hospitals - Continued								
Symptoms, signs and abnormal clinical and laboratory findings, not elsewhere classified.....		622110-218	0.4	-0.2	-0.4	0.0	0.6	0.0
Injury, poisoning and certain other consequences of external causes.....		622110-219	3.5	1.3	0.6	0.2	0.0	0.0
Factors influencing health status and contact with health services.....		622110-221	1.7	0.3	1.3	0.1	0.0	0.0
Other diseases.....		622110-223	1.6	1.2	0.3	0.0	-0.5	0.0
Psychiatric and substance abuse hospitals.....	6222		0.1	-0.2	0.0	0.0	-0.1	0.0
Psychiatric and substance abuse hospitals.....	62221		0.1	-0.2	0.0	0.0	-0.1	0.0
Psychiatric and substance abuse hospitals.....	622210		0.1	-0.2	0.0	0.0	-0.1	0.0
Primary services.....		622210-P	0.1	-0.2	0.0	0.0	-0.1	0.0
Psychiatric hospitals.....		622210-3	-0.2	-0.6	0.0	0.1	-0.1	0.0
Medicare patients: psychiatric hospitals.....		622210-31	0.7	-0.3	0.0	0.7	0.0	0.0
Medicaid patients: psychiatric hospitals.....		622210-32	1.5	0.8	0.0	0.0	0.0	0.0
Private insurance and all other patients: psychiatric hospitals.....		622210-33	-1.0	-1.2	0.0	0.0	-0.2	0.0
Other specialty hospitals.....	6223		6.2	0.5	0.6	0.2	0.9	0.0
Other specialty hospitals.....	62231		6.2	0.5	0.6	0.2	0.9	0.0
Other specialty hospitals.....	622310		6.2	0.5	0.6	0.2	0.9	0.0
Primary services.....		622310-P	5.5	0.5	0.6	0.2	-0.3	0.0
Specialty, except psychiatric and substance abuse, hospitals.....		622310-6	5.5	0.5	0.6	0.2	-0.3	0.0
Medicare patients.....		622310-61	1.7	0.0	0.4	0.1	0.3	0.0
Medicaid patients.....		622310-62	34.1	0.9	1.0	3.0	0.7	0.0
Private insurance and all other patients.....		622310-63	2.9	0.8	0.7	-0.4	-1.0	0.0
Nursing care facilities.....	6231		4.8	0.5	-0.1	0.0	0.0	0.1
Nursing care facilities.....	62311		4.8	0.5	-0.1	0.0	0.0	0.1
Nursing care facilities.....	623110		4.8	0.5	-0.1	0.0	0.0	0.1
Primary services.....		623110-P	3.8	0.6	-0.1	0.0	0.0	0.1
Medicare and Medicaid patients.....		623110-1	5.1	0.1	0.0	0.0	0.0	0.0
Medicaid patients.....		623110-101	6.5	0.1	-0.1	0.1	0.0	0.0
Medicare patients.....		623110-102	2.9	0.0	0.0	0.0	0.0	0.0
Private insurance and all other patients.....		623110-3	2.1	1.2	-0.1	-0.1	0.0	0.2
Private insurance patients.....		623110-301	-0.6	0.0	0.0	0.0	0.0	0.0
All other patients.....		623110-302	2.7	1.4	-0.2	-0.1	0.0	0.2
Residential developmental disability homes.....	62321		5.7	2.1	0.0	0.0	0.0	0.0
Residential developmental disability homes.....	623210		5.7	2.1	0.0	0.0	0.0	0.0
Primary services.....		623210-P	5.7	2.4	0.0	0.0	0.0	0.0
Residential intellectual and developmental disability services.....		623210-1	5.7	2.4	0.0	0.0	0.0	0.0
Medicaid patients.....		623210-11	3.6	0.6	0.0	0.0	0.0	0.0
Non-Medicaid patients.....		623210-12	14.0	9.6	0.0	0.0	0.0	0.0
Amusement and theme parks.....	7131		5.0	-3.7	2.8	2.4	-1.3	-1.0
Amusement and theme parks.....	71311		5.0	-3.7	2.8	2.4	-1.3	-1.0
Amusement and theme parks.....	713110		5.0	-3.7	2.8	2.4	-1.3	-1.0
Primary services.....		713110-P	4.7	-4.1	3.0	2.2	-1.0	-1.1
Amusement and theme park admissions.....		713110-1	3.6	-6.0	3.5	2.2	-1.7	-1.7
Amusement and theme park food and beverage sales.....		713110-2	2.3	0.0	0.0	1.6	0.9	-0.6
Amusement and theme park merchandise sales, games, and other services.....		713110-3	37.4	4.0	13.7	4.9	0.5	5.3
Other receipts.....		713110-SM	9.5	2.4	-0.2	5.5	-5.1	0.6
Golf courses and country clubs.....	71391		4.3	2.3	0.2	0.6	-0.2	-2.5
Golf courses and country clubs.....	713910		4.3	2.3	0.2	0.6	-0.2	-2.5
Primary services.....		713910-P	4.5	2.4	0.2	0.6	-0.2	-2.6
Membership dues and fees.....		713910-1	5.6	4.1	0.2	0.6	-0.1	0.0
Greens and guest fees.....		713910-2	3.9	0.9	-0.9	1.5	-0.6	-11.9
Food and beverage sales.....		713910-3	3.0	0.0	1.6	0.0	-0.2	0.0
Equipment rentals and all other golf services.....		713910-4	1.6	1.8	0.0	0.0	0.0	0.0
Fitness and recreational sports centers.....	71394		4.4	0.5	-0.9	1.6	0.1	0.0
Fitness and recreational sports centers.....	713940		4.4	0.5	-0.9	1.6	0.1	0.0
Primary services.....		713940-P	4.6	0.4	-1.1	1.9	0.1	0.0
Fitness and recreational facility memberships.....		713940-1	6.0	0.5	-1.5	2.7	0.1	0.0
Recreational facility admissions, classes, and other fitness center services.....		713940-2	1.4	0.2	0.0	0.0	0.3	0.0
Other receipts.....		713940-SM	2.6	1.7	0.0	0.0	0.0	0.3

See footnotes at end of table.

Table 12. Producer price index percentage changes for the net output of selected industries and their products, not seasonally adjusted — Continued
 [May 2024]

Title ¹	Industry code	Product code	Unadjusted 12-month percent change ²	Unadjusted 1-month percent change ²				
				May 2023 to May 2024 ^P	Dec. to Jan.	Jan. to Feb. ^P	Feb. to Mar. ^P	Mar. to Apr. ^P
Accommodation.....	721		0.6	-0.1	1.2	2.6	-0.1	-1.3
Accommodation.....	7211		0.6	-0.1	1.2	2.6	-0.1	-1.3
Hotels (exc casino hotels) and motels.....	72111		-0.5	0.1	0.5	4.1	-0.4	-2.1
Hotels and motels, except casino hotels.....	721110		-0.5	0.1	0.5	4.1	-0.4	-2.1
Primary services.....		721110-P	-0.6	0.0	0.6	4.2	-0.4	-2.2
Guestroom rental.....		721110-1	-1.7	-0.1	0.4	5.3	-0.4	-2.8
Limited service hotels and motels guestroom rental.....		721110-101	-5.4	-3.8	8.6	8.3	0.4	-5.7
Full service hotels and motels guestroom rental.....		721110-102	-8.9	-10.1	-0.2	4.7	5.9	-0.2
Luxury and resort hotels guestroom rental.....		721110-103	10.3	13.2	-2.4	4.4	-6.6	-3.9
Hotel and motel food and beverage and related services.....		721110-2	3.5	0.7	0.4	0.1	0.3	0.0
Hotel and motel food and nonalcoholic beverage and related services.....		721110-201	3.7	0.9	0.5	0.1	0.4	0.0
Hotel and motel alcoholic beverage and related services.....		721110-202	2.7	0.1	0.0	0.1	0.0	-0.1
Other hotel and motel services.....		721110-5	3.3	0.3	2.6	-0.5	-2.9	1.4
Other receipts.....		721110-SM1	13.1	2.4	-1.2	0.9	-0.1	1.4
Casino hotels.....	72112		3.7	-0.6	3.3	-1.8	0.6	1.1
Casino hotels.....	721120		3.7	-0.6	3.3	-1.8	0.6	1.1
Primary services.....		721120-P	3.6	-0.6	3.6	-1.8	0.7	1.1
Casino hotel guestroom rental.....		721120-1	3.8	1.3	18.9	-17.6	15.2	0.0
Casino hotel food and beverage and related services.....		721120-2	9.6	0.4	0.2	2.3	0.2	0.2
Casino hotel food and nonalcoholic beverage and related services.....		721120-201	9.0	0.0	0.0	1.6	0.2	0.0
Casino hotel alcoholic beverage and related services.....		721120-202	10.9	1.4	0.6	3.7	0.0	0.5
Casino gaming receipts.....		721120-5	1.4	-1.6	0.2	2.1	-3.0	1.7
Other casino hotel services.....		721120-6	13.9	4.9	5.3	0.0	0.0	0.0
Other receipts.....		721120-SM1	6.8	-1.3	-17.2	-0.8	-0.1	2.2
Commercial machinery repair and maintenance.....	8113		7.7	2.2	-0.1	0.0	1.0	1.2
Commercial machinery repair and maintenance.....	81131		7.7	2.2	-0.1	0.0	1.0	1.2
Commercial machinery repair and maintenance.....	811310		7.7	2.2	-0.1	0.0	1.0	1.2
Primary services.....		811310-P	7.8	2.1	-0.1	0.0	1.0	1.3
Maintenance and repair services for agricultural, construction, and mining machinery.....		811310-5	2.7	1.1	0.0	0.0	0.0	0.0
Maintenance and repair services for commercial and service industry machinery.....		811310-6	17.6	3.4	0.0	0.0	0.0	4.8
Maintenance and repair services for industrial machinery.....		811310-7	6.7	1.7	0.0	0.0	2.8	0.0
Maintenance and repair services for general purpose machinery.....		811310-8	2.1	2.7	-0.8	0.0	0.0	0.4
Special indexes								
New nonresidential building construction by contractor type/region.....	236400		-1.0	0.3	0.0	0.0	0.2	0.0
General contractors.....		236400-1	-0.7	0.3	0.0	0.1	0.2	-0.1
General contractors, Northeast.....		236400-11	-0.7	0.3	-0.3	0.0	0.1	0.0
General contractors, South.....		236400-12	-0.8	0.1	0.0	0.2	-0.4	0.0
General contractors, Midwest.....		236400-13	0.0	0.7	0.0	0.0	0.1	-0.3
General contractors, West.....		236400-14	-1.2	0.3	0.0	0.1	1.0	0.0
Plumbing, heating, and air conditioning contractors.....		236400-221	0.4	0.3	-0.1	-1.1	0.1	0.0
Plumbing, heating, and air conditioning contractors, Northeast.....		236400-2211	2.2	0.7	0.0	0.0	0.8	0.0
Plumbing, heating, and air conditioning contractors, South.....		236400-2212	0.8	0.5	0.0	-2.8	-0.2	0.0
Plumbing, heating, and air conditioning contractors, Midwest.....		236400-2213	-0.4	0.8	0.0	0.0	-0.5	0.1
Plumbing, heating, and air conditioning contractors, West.....		236400-2214	-1.5	-0.8	-0.2	-0.7	0.5	-0.2
Electrical contractors.....		236400-222	-3.1	-0.3	0.2	0.0	-0.7	0.0
Electrical contractors, Northeast.....		236400-2221	-2.5	-0.4	0.3	0.4	-0.6	-0.2
Electrical contractors, South.....		236400-2222	-4.2	-0.5	0.1	0.0	-0.9	0.0
Electrical contractors, Midwest.....		236400-2223	-3.9	0.7	0.1	-0.4	-1.3	-0.1
Electrical contractors, West.....		236400-2224	-1.5	-0.7	0.3	0.0	-0.1	0.1
Roofing contractors.....		236400-223	-1.0	-0.1	0.0	-0.1	0.3	-0.6
Roofing contractors, Northeast.....		236400-2231	1.5	-0.8	0.0	0.0	1.3	0.0
Roofing contractors, South.....		236400-2232	-	-	-	-	-	-
Roofing contractors, Midwest.....		236400-2233	0.1	1.6	0.0	0.0	0.0	-0.7
Roofing contractors, West.....		236400-2234	-2.6	-0.3	-0.1	0.0	0.5	-0.5
Poured concrete foundation and structure contractors.....		236400-224	0.4	0.9	-0.3	0.2	0.8	0.0
Poured concrete foundation and structure contractors, Northeast.....		236400-2241	1.9	0.7	0.0	0.0	-0.2	0.0
Poured concrete foundation and structure contractors, South.....		236400-2242	-1.1	0.6	-0.7	0.2	1.1	-0.1
Poured concrete foundation and structure contractors, Midwest.....		236400-2243	2.7	1.9	0.0	0.3	0.2	0.4
Poured concrete foundation and structure contractors, West.....		236400-2244	0.1	0.4	0.0	0.3	1.4	-0.1
New nonresidential building construction by region.....	236500		-1.1	0.3	0.0	0.0	0.2	0.0
New nonresidential building construction, Northeast.....		236500-1	0.5	0.1	-0.1	0.5	0.2	0.0

See footnotes at end of table.

Table 12. Producer price index percentage changes for the net output of selected industries and their products, not seasonally adjusted — Continued
 [May 2024]

Title ¹	Industry code	Product code	Unadjusted 12-month percent change ²	Unadjusted 1-month percent change ²				
				May 2023 to May 2024 ^p	Dec. to Jan.	Jan. to Feb. ^p	Feb. to Mar. ^p	Mar. to Apr. ^p
New nonresidential building construction by region - Continued								
New nonresidential building construction, South.....		236500-2	-1.4	0.1	-0.1	-0.1	-0.1	0.0
New nonresidential building construction, Midwest.....		236500-3	-0.4	0.9	0.0	0.0	-0.2	-0.1
New nonresidential building construction, West.....		236500-4	-2.0	0.2	0.1	0.0	0.7	0.0
Nonresidential building maintenance & repair.....	2381MR		1.7	0.3	0.1	0.6	0.2	0.2
General medical and surgical hospitals by patient type.....								
Medicare patients.....	62211A	62211A-2	2.6	0.6	0.0	0.1	0.1	0.0
Medicaid patients.....		62211A-4	6.9	5.7	0.0	0.0	0.0	0.0
Private insurance and all other patients.....		62211A-6	2.5	1.2	0.5	-0.3	0.1	0.5
Private insurance patients.....		62211A-61	3.4	1.1	0.5	-0.3	0.1	0.5
All other patients.....		62211A-62	-4.1	2.0	0.0	0.1	0.0	0.1
Premiums for property and casualty insurance ³								
Primary services.....	924126	924126-P	5.0	0.2	0.3	0.3	0.1	0.6
Premiums for private passenger auto insurance.....		924126-1	7.0	0.4	0.4	0.3	0.1	1.0
Premiums for homeowner's insurance.....		924126-2	7.9	0.0	0.9	0.7	0.1	0.4
Premiums for commercial auto insurance.....		924126-3	3.0	0.4	0.1	0.2	0.8	0.4
Premiums for non-auto liability insurance.....		924126-4	2.2	0.0	0.0	0.4	0.0	0.1
Premiums for medical malpractice insurance.....		924126-402	-0.6	-0.5	0.0	0.0	-0.1	0.0
Premiums for product and other non-auto liability insurance.....		924126-403	2.7	0.1	0.0	0.5	0.0	0.1
Premiums for commercial multiple peril insurance.....		924126-5	1.2	0.0	0.0	0.2	0.0	0.0
Premiums for worker's compensation insurance.....		924126-6	-1.1	-0.3	0.0	0.1	0.1	0.0
Premiums for other property and casualty insurance.....		924126-7	0.8	0.5	0.3	0.0	0.3	0.0

¹ Industry and product class indexes may include products not shown separately.

² All indexes are subject to revision for 4 months after their originally scheduled publication to incorporate late reports and corrections by survey respondents.

³ The special index for 924126, in which prices reflect premiums only, contrasts with the index shown elsewhere in this table for NAICS 524126, where prices reflect premiums plus the amount of investment income earned on the invested portion of the premium.

^p Preliminary

"-" Data not available.

n.e.c. = Not elsewhere classified.

NOTE: Titles of some industries and products are not shown in this table because they fail to meet our publication criteria.

Table 13. Producer price indexes and percentage changes for special commodity groupings, not seasonally adjusted

[May 2024, Index base 1982=100, unless otherwise indicated]

Title	Other index base	Commodity code		Unadjusted index ¹					Unadjusted 1-month percent change ¹	Unadjusted 12-month percent change ¹
		Group code	Item code	Jan. 2024	Feb. 2024 ^P	Mar. 2024 ^P	Apr. 2024 ^P	May 2024 ^P	Apr. to May ^P	May 2023 to May 2024 ^P
All commodities except farm products.....		SI	006111	253.834	257.200	257.181	259.305	256.958	-0.9	0.7
Industrial commodities less fuels.....		ILF	T15M05	257.923	259.051	258.850	259.674	260.350	0.3	0.7
Construction materials.....		SI	012011	334.374	337.812	333.699	333.004	332.640	-0.1	-1.4
Chemicals and allied products, including synthetic rubber and synthetic fibers and yarns.....		SI	020011	330.944	333.526	334.825	337.344	336.700	-0.2	-2.5
Lumber and plywood.....		SI	004011	255.141	256.027	258.459	261.729	257.920	-1.5	-2.8
Foods										
All foods.....		SI	013011	261.431	265.275	267.343	268.496	267.432	-0.4	2.9
Apples.....	06/08	SI	01102A	111.943	110.679	111.965	112.131	115.651	3.1	-20.5
Berries.....	06/08	SI	01102B	226.756	134.374	91.469	128.057	105.642	-17.5	-24.8
Processed foods.....		SI	095011	262.465	264.508	267.792	269.935	270.825	0.3	2.9
Textiles										
Selected textile mill products.....		SI	134011	198.311	196.860	198.197	198.376	198.269	-0.1	0.1
Hosiery.....		SI	092011	185.141	185.141	185.141	185.141	185.141	0.0	0.7
Underwear and nightwear.....		SI	094011	159.830	159.830	159.977	159.977	159.977	0.0	0.2
Metals										
Steel mill products, including fabricated wire products.....		SI	STEEL1	323.616	334.082	308.800	301.269	302.743	0.5	-13.3
Finished steel mill products, excluding fabricated wire products.....		SI	STEEL2	314.563	327.515	298.262	289.747	291.414	0.6	-14.1
Finished steel mill products, including fabricated wire products.....		SI	STEEL3	317.491	329.593	302.244	294.270	295.797	0.5	-13.5
Special metals and metal products.....		SI	018011	244.812	245.779	243.324	243.574	245.252	0.7	-0.7
Fabricated metal products.....		SI	017011	286.592	286.807	286.872	287.325	287.822	0.2	1.5
Copper and copper products.....		SI	019011	508.721	506.741	531.804	550.102	596.674	8.5	17.1
Machinery										
Machinery and motive products.....		SI	093011	189.561	190.116	190.354	190.758	190.859	0.1	2.3
Machinery and equipment, except electrical.....		SI	089011	212.958	213.903	214.323	215.321	215.760	0.2	3.2
Agricultural machinery, including tractors.....		SI	024011	332.748	333.121	334.784	335.671	334.654	-0.3	1.6
Metalworking machinery.....		SI	021011	250.577	250.999	251.316	251.445	253.648	0.9	2.5
Total tractors.....		SI	023011	300.017	300.017	300.017	301.753	301.812	0.0	4.8
Agriculture machinery and equipment, less parts.....		SI	021012	328.098	328.466	330.105	330.980	329.977	-0.3	1.6
Agricultural machinery, excluding tractors.....		SI	024012	343.786	344.132	345.694	346.599	345.735	-0.2	1.5
Medical										
Pharmaceutical preparations for human and veterinary use.....		SI	070011	872.524	874.283	874.572	874.460	874.352	0.0	1.6
Pharmaceuticals for human use, prescription.....	06/01	SI	07003	318.825	319.075	319.076	318.801	318.766	0.0	1.0
Pharmaceuticals for human use, non-prescription.....	06/01	SI	07006	109.936	110.274	110.355	110.429	110.540	0.1	-22.1
Health care services, Medicare patients.....	06/14	SI	HCARE1	115.363	115.356	115.756	115.785	115.794	0.0	1.7
Health care services, Medicaid patients.....	06/14	SI	HCARE2	124.599	124.602	124.576	124.594	124.594	0.0	6.1
Health care services, private insurance patients.....	06/14	SI	HCARE3	127.276	127.918	127.852	128.102	128.799	0.5	3.5
Health care services, all other patients.....	06/14	SI	HCARE4	133.036	133.413	133.266	133.298	133.351	0.0	4.5

¹ All indexes are subject to revision for 4 months after their originally scheduled publication to incorporate late reports and corrections by survey respondents.

p Preliminary

NOTE: See next page for content of indexes on this table.

Table 13 commodity groupings include the following items:

All commodities except farm products: 02 through 15

Industrial commodities less fuels: 03, 04, and 06 through 15

Construction materials: 062101, 0721, 081105, 081106, 081107, 081203, 081204, 082, 0831, 0835, 086, 092, 101502, 101703, 101704, 10250162, 104101, 105, 106, 1071, 107301, 1074051, 107411, 10830225, 1142, 1147, 11490205, 11710143, 11710144, 11710147, 11710216, 11710217, 123101, 1232, 131108, 1321, 1322, 133, 134, 1361, 1362, 137, 1392, 1394, and 139501

Chemicals and allied products, including synthetic rubber and synthetic fibers: 031, 06 less 064, and 071102

Lumber and plywood: 081 and 083

All foods: 011, 017, and 02 less 0261, 0262, and 029

Apples: 01110208, 01110209, 01110211, 01110215, 01110216, 01110220, 01110229, 01110230

Berries: 01110222, 01110224, 01110225, 01110226, 01110227

Processed foods: 02 less 0261, 0262, and 029

Selected textile mill products: 0327, 03370104, 034, 038108083, 03820312, 038303214, 038303216, and 1231

Hosiery: 03810831

Underwear and nightwear: 03810647, 03810761, 038308083

Steel mill products, including fabricated wire products: 1017 and 1088

Finished steel mill products, excluding fabricated wire products: 101703, 101704, 101705, 101706, 101706, 101707, and 101708

Finished steel mill products, including fabricated wire products: 101703, 101704, 101705, 101706, 101706, 101707, 101708, and 1088

Special metals and metal products: 10, 111, and 141

Fabricated metal products: 103 through 108

Copper and copper products: 10210201, 10220131, 102301, 102403, 102502, 10260314, and 102807013

Machinery and motive products: 11 and 14

Machinery and equipment except electrical: 111, 112, 113, 114, 115, 116, 118, and 119

Agriculture machinery, including tractors: 1114 less 111409

Metalworking machinery: 113A, 1132, 113304, 1137, and 1138

Total tractors: 111410 and 112A less 112A03

Agricultural machinery and equipment, less parts (old commodity code 111): 111 less 111409

Agricultural machinery, excluding tractors (old commodity code 1112): 1114 less 111403

Pharmaceutical preparations for human and veterinary use: 0634 and 0638

Pharmaceuticals for human use, prescription: prescription pharmaceutical price quotes from 0638

Pharmaceuticals for human use, non-prescription: non-prescription pharmaceutical price quotes from 0638

Health care services, Medicare patients: Medicare price quotes from 511 and 512

Health care services, Medicaid patients: Medicaid price quotes from 511 and 512

Health care services, private insurance patients: Private insurance price quotes from 511 and 512

Health care services, all other patients: Price quotes from 511 and 512, less Medicare, Medicaid, and private insurance

Note: Weights for the above components are those used for the comprehensive All commodities index.

Table 14. Producer price indexes and percentage changes for net inputs to industries, excluding capital investment, labor, and imports; not seasonally adjusted
 [May 2024, Index base December 2014=100, unless otherwise indicated]

Title	Other index base	Commodity code		Unadjusted index ¹					Unadjusted 1-month percent change ¹	Unadjusted 12-month percent change ¹
		Group code	Item code	Jan. 2024	Feb. 2024 ^P	Mar. 2024 ^P	Apr. 2024 ^P	May 2024 ^P	Apr. to May ^P	May 2023 to May 2024 ^P
Construction										
Inputs to construction industries, excluding capital investment, labor, and imports.....	06/86	IP	230000	150.203	151.068	151.688	152.515	151.401	-0.7	2.4
Inputs to construction industries, goods.....		IP	2300001	318.656	322.711	324.836	326.643	323.804	-0.9	2.1
Inputs to construction industries, energy.....		IP	23000012	123.678	137.506	142.062	147.764	135.144	-8.5	-3.1
Inputs to construction industries, goods less foods and energy....		IP	23000013	153.465	154.023	154.621	154.922	154.867	0.0	2.7
Inputs to construction industries, services.....		IP	2300002	150.472	149.293	149.169	149.948	149.269	-0.5	2.8
Inputs to construction industries, trade services ²		IP	23000021	161.363	158.289	158.183	159.000	158.112	-0.6	3.5
Inputs to construction industries, transportation and warehousing services.....		IP	23000022	129.718	130.632	130.039	130.790	129.960	-0.6	-1.0
Inputs to construction industries, services less trade, transportation, and warehousing.....		IP	23000023	135.845	136.196	136.263	136.954	136.648	-0.2	3.6
New construction										
Inputs to new construction, excluding capital investment, labor, and imports.....	06/86	IP	231000	150.983	151.814	152.419	153.266	152.144	-0.7	2.3
Inputs to new construction, goods.....		IP	2310001	319.445	323.445	325.494	327.481	324.555	-0.9	2.2
Inputs to new construction, energy.....		IP	23100012	122.674	137.161	141.341	147.020	133.489	-9.2	-3.7
Inputs to new construction, goods less foods and energy.....		IP	23100013	154.423	154.961	155.585	156.016	155.939	0.0	2.8
Inputs to new construction, services.....		IP	2310002	150.527	149.273	149.162	149.825	149.220	-0.4	2.6
Inputs to new construction, trade services ²		IP	23100021	162.185	158.645	158.576	159.130	158.319	-0.5	2.9
Inputs to new construction, transportation and warehousing services.....		IP	23100022	129.718	130.631	130.040	130.793	129.964	-0.6	-1.0
Inputs to new construction, services less trade, transportation, and warehousing.....		IP	23100023	135.667	136.061	136.115	136.809	136.566	-0.2	3.6
Inputs to residential construction industries, excluding capital investment, labor, and imports.....	06/86	IP	231100	148.320	149.431	149.947	151.026	149.954	-0.7	3.2
Inputs to residential construction industries, goods.....		IP	2311001	312.378	316.076	318.277	319.892	317.522	-0.7	2.5
Inputs to residential construction industries, energy.....		IP	23110012	117.935	130.149	134.173	139.124	127.968	-8.0	-2.7
Inputs to residential construction industries, goods less foods and energy.....		IP	23110013	152.219	152.957	153.716	154.076	153.930	-0.1	2.9
Inputs to residential construction industries, services.....		IP	2311002	148.334	148.466	148.177	149.731	148.739	-0.7	4.5
Inputs to residential construction industries, trade services ²		IP	23110021	155.758	155.644	155.198	157.351	156.016	-0.8	6.2
Inputs to residential construction industries, transportation and warehousing services.....		IP	23110022	129.718	130.632	130.039	130.791	129.960	-0.6	-1.0
Inputs to residential construction industries, services less trade, transportation, and warehousing.....		IP	23110023	138.179	138.416	138.554	139.314	138.906	-0.3	3.3
Inputs to single family residential construction, excluding capital investment, labor, and imports.....	06/86	IP	231110	147.010	147.997	148.478	149.678	148.628	-0.7	3.2
Inputs to single family residential construction, goods.....		IP	2311101	146.253	147.681	148.650	149.542	148.448	-0.7	2.2
Inputs to single family residential construction, energy.....		IP	23111012	121.711	133.849	137.847	142.721	131.631	-7.8	-2.6
Inputs to single family residential construction, goods less foods and energy.....		IP	23111013	151.364	152.046	152.816	153.439	153.047	-0.3	2.5
Inputs to single family residential construction, services.....		IP	2311102	148.087	148.431	148.201	149.849	148.863	-0.7	4.7
Inputs to single family residential construction, trade services ²		IP	23111021	155.268	155.522	155.187	157.345	156.067	-0.8	6.4
Inputs to single family residential construction, transportation and warehousing services.....		IP	23111022	129.718	130.632	130.039	130.791	129.960	-0.6	-1.0
Inputs to single family residential construction, services less trade, transportation, and warehousing.....		IP	23111023	141.025	141.278	141.494	142.408	142.033	-0.3	3.6
Inputs to multifamily residential construction, excluding capital investment, labor, and imports.....	06/86	IP	231120	150.003	151.166	151.564	152.832	151.702	-0.7	3.5
Inputs to multifamily residential construction, goods.....		IP	2311201	151.414	153.229	154.162	155.062	153.959	-0.7	2.6
Inputs to multifamily residential construction, energy.....		IP	23112012	123.184	135.459	139.512	144.478	133.295	-7.7	-3.3
Inputs to multifamily residential construction, goods less foods and energy.....		IP	23112013	156.172	157.154	157.845	158.424	158.134	-0.2	3.0
Inputs to multifamily residential construction, services.....		IP	2311202	148.751	148.997	148.638	150.435	149.260	-0.8	4.8
Inputs to multifamily residential construction, trade services ²		IP	23112021	156.097	156.155	155.630	158.280	156.580	-1.1	7.0
Inputs to multifamily residential construction, transportation and warehousing services.....		IP	23112022	129.718	130.632	130.039	130.790	129.960	-0.6	-1.0
Inputs to multifamily residential construction, services less trade, transportation, and warehousing.....		IP	23112023	131.695	131.945	131.980	132.679	132.310	-0.3	3.4
Inputs to other residential construction, excluding capital investment, labor, and imports.....	06/86	IP	231130	147.199	148.386	148.906	149.903	148.835	-0.7	3.2
Inputs to other residential construction, goods.....		IP	2311301	146.941	148.848	149.901	150.585	149.418	-0.8	2.5
Inputs to other residential construction, energy.....		IP	23113012	118.224	130.643	134.733	139.784	128.443	-8.1	-2.8
Inputs to other residential construction, goods less foods and energy.....		IP	23113013	150.115	150.875	151.596	151.803	151.747	0.0	3.0
Inputs to other residential construction, services.....		IP	2311302	147.834	147.937	147.655	149.126	148.205	-0.6	4.3
Inputs to other residential construction, trade services ²	IP	23113021	156.577	156.386	155.907	158.003	156.701	-0.8	6.2	

See footnotes at end of table.

Table 14. Producer price indexes and percentage changes for net inputs to industries, excluding capital investment, labor, and imports; not seasonally adjusted — Continued
 [May 2024, Index base December 2014=100, unless otherwise indicated]

Title	Other index base	Commodity code		Unadjusted index ¹					Unadjusted 1-month percent change ¹	Unadjusted 12-month percent change ¹	
		Group code	Item code	Jan. 2024	Feb. 2024 ^P	Mar. 2024 ^P	Apr. 2024 ^P	May 2024 ^P	Apr. to May ^P	May 2023 to May 2024 ^P	
Inputs to other residential construction, transportation and warehousing services.....		IP	23113022	129.718	130.632	130.039	130.790	129.960	-0.6	-1.0	
Inputs to other residential construction, services less trade, transportation, and warehousing.....		IP	23113023	128.202	128.432	128.545	129.264	128.916	-0.3	3.1	
Inputs to nonresidential construction, excluding capital investment, labor, and imports.....	06/10	IP	231200	150.878	151.455	152.092	152.768	151.793	-0.6	1.9	
Inputs to nonresidential construction, goods.....		IP	2312001	161.112	162.972	163.957	164.989	163.605	-0.8	2.2	
Inputs to nonresidential construction, energy.....		IP	23120012	123.326	137.143	141.672	147.356	134.710	-8.6	-3.1	
Inputs to nonresidential construction, goods less foods and energy.....		IP	23120013	154.445	154.844	155.366	155.808	155.777	0.0	2.7	
Inputs to nonresidential construction, services.....		IP	2312002	151.083	149.031	149.023	149.044	148.794	-0.2	1.3	
Inputs to nonresidential construction, trade services ²		IP	23120021	170.749	164.128	164.331	163.020	162.963	0.0	-0.4	
Inputs to nonresidential construction, transportation and warehousing services.....		IP	23120022	129.718	130.631	130.040	130.793	129.964	-0.6	-1.0	
Inputs to nonresidential construction, services less trade, transportation, and warehousing.....		IP	23120023	129.129	129.450	129.515	130.212	130.071	-0.1	3.8	
Inputs to commercial and healthcare structures, excluding capital investment, labor, and imports.....		06/10	IP	231210	152.481	152.738	153.262	154.009	153.342	-0.4	1.6
Inputs to commercial and healthcare structures, goods.....			IP	2312101	164.150	165.602	166.351	167.535	166.733	-0.5	2.0
Inputs to commercial and healthcare structures, energy.....	IP		23121012	122.314	134.805	138.920	143.966	132.556	-7.9	-2.7	
Inputs to commercial and healthcare structures, goods less foods and energy.....	IP		23121013	155.262	155.807	156.257	157.074	157.101	0.0	2.3	
Inputs to commercial and healthcare structures, services.....	IP		2312102	152.420	149.797	149.867	149.685	149.223	-0.3	0.4	
Inputs to commercial and healthcare structures, trade services ²	IP		23121021	174.951	166.301	166.837	164.928	164.668	-0.2	-2.1	
Inputs to commercial and healthcare structures, transportation and warehousing services.....	IP		23121022	129.718	130.632	130.039	130.790	129.960	-0.6	-1.0	
Inputs to commercial and healthcare structures, services less trade, transportation, and warehousing.....	IP		23121023	129.967	130.286	130.324	130.959	130.576	-0.3	3.4	
Inputs to commercial structures, excluding capital investment, labor, and imports.....	06/10		IP	231211	153.070	153.276	153.792	154.485	153.879	-0.4	1.6
Inputs to commercial structures, goods.....			IP	2312111	151.351	152.700	153.356	154.427	153.758	-0.4	2.1
Inputs to commercial structures, energy.....		IP	23121112	122.254	134.843	138.988	144.085	132.586	-8.0	-2.7	
Inputs to commercial structures, goods less foods and energy.....		IP	23121113	155.572	156.120	156.531	157.322	157.435	0.1	2.4	
Inputs to commercial structures, services.....		IP	2312112	153.789	150.941	151.070	150.738	150.315	-0.3	0.2	
Inputs to commercial structures, trade services ²		IP	23121121	177.331	167.852	168.540	166.135	165.965	-0.1	-2.5	
Inputs to commercial structures, transportation and warehousing services.....		IP	23121122	129.718	130.632	130.039	130.790	129.960	-0.6	-1.0	
Inputs to commercial structures, services less trade, transportation, and warehousing.....		IP	23121123	133.419	133.695	133.747	134.378	134.004	-0.3	3.3	
Inputs to healthcare structures, excluding capital investment, labor, and imports.....		06/10	IP	231212	152.069	152.426	152.958	153.758	152.927	-0.5	1.7
Inputs to healthcare structures, goods.....			IP	2312121	150.884	152.215	152.972	154.049	153.105	-0.6	2.0
Inputs to healthcare structures, energy.....	IP		23121212	122.544	134.813	138.854	143.787	132.577	-7.8	-2.6	
Inputs to healthcare structures, goods less foods and energy.....	IP		23121213	154.951	155.499	156.027	156.836	156.631	-0.1	2.4	
Inputs to healthcare structures, services.....	IP		2312122	151.673	149.567	149.517	149.603	149.072	-0.4	0.7	
Inputs to healthcare structures, trade services ²	IP		23121221	170.151	163.352	163.596	162.627	162.300	-0.2	-0.9	
Inputs to healthcare structures, transportation and warehousing services.....	IP		23121222	129.718	130.632	130.039	130.791	129.960	-0.6	-1.0	
Inputs to healthcare structures, services less trade, transportation, and warehousing.....	IP		23121223	131.240	131.573	131.573	132.151	131.669	-0.4	3.2	
Inputs to industrial structures, excluding capital investment, labor, and imports.....	06/10		IP	231220	151.527	151.724	152.510	152.984	152.142	-0.6	1.9
Inputs to industrial structures, goods.....			IP	2312201	157.374	159.155	160.236	161.283	160.147	-0.7	2.5
Inputs to industrial structures, energy.....		IP	23122012	122.824	136.075	140.416	145.824	133.692	-8.3	-3.0	
Inputs to industrial structures, goods less foods and energy.....		IP	23122013	150.532	151.125	151.831	152.402	152.369	0.0	3.0	
Inputs to industrial structures, services.....		IP	2312202	155.728	152.368	152.576	151.811	151.537	-0.2	0.6	
Inputs to industrial structures, trade services ²		IP	23122021	181.569	169.743	170.847	167.091	166.981	-0.1	-2.5	
Inputs to industrial structures, transportation and warehousing services.....		IP	23122022	129.718	130.631	130.040	130.793	129.964	-0.6	-1.0	
Inputs to industrial structures, services less trade, transportation, and warehousing.....		IP	23122023	129.830	130.359	130.304	130.854	130.724	-0.1	3.7	
Inputs to other nonresidential construction, excluding capital investment, labor, and imports.....		06/10	IP	231230	150.025	150.719	151.335	152.023	150.984	-0.7	2.0
Inputs to other nonresidential construction, goods.....			IP	2312301	159.618	161.561	162.538	163.543	162.032	-0.9	2.2
Inputs to other nonresidential construction, energy.....	IP		23123012	121.562	134.114	137.692	143.283	131.738	-8.1	-3.0	
Inputs to other nonresidential construction, goods less foods and energy.....	IP		23123013	154.242	154.579	155.128	155.428	155.414	0.0	2.9	
Inputs to other nonresidential construction, services.....	IP		2312302	149.971	148.178	148.130	148.257	148.054	-0.1	1.5	
Inputs to other nonresidential construction, trade services ²	IP	23123021	168.623	162.910	162.959	161.989	161.982	0.0	0.2		

See footnotes at end of table.

Table 14. Producer price indexes and percentage changes for net inputs to industries, excluding capital investment, labor, and imports; not seasonally adjusted — Continued
 [May 2024, Index base December 2014=100, unless otherwise indicated]

Title	Other index base	Commodity code		Unadjusted index ¹					Unadjusted 1-month percent change ¹	Unadjusted 12-month percent change ¹
		Group code	Item code	Jan. 2024	Feb. 2024 ^P	Mar. 2024 ^P	Apr. 2024 ^P	May 2024 ^P	Apr. to May ^P	May 2023 to May 2024 ^P
Inputs to other nonresidential construction, transportation and warehousing services.....		IP	23123022	129.718	130.631	130.040	130.793	129.964	-0.6	-1.0
Inputs to other nonresidential construction, services less trade, transportation, and warehousing.....		IP	23123023	128.633	128.921	129.002	129.696	129.594	-0.1	3.8
Inputs to highways and streets, excluding capital investment, labor, and imports.....		IP	231231	148.386	149.074	149.785	149.936	149.003	-0.6	2.1
Inputs to highways and streets, goods.....		IP	2312311	147.544	149.301	150.257	150.548	149.313	-0.8	2.4
Inputs to highways and streets, energy.....		IP	23123112	123.892	138.418	143.204	149.254	136.002	-8.9	-3.3
Inputs to highways and streets, goods less foods and energy....		IP	23123113	153.985	154.240	154.755	154.357	154.545	0.1	3.1
Inputs to highways and streets, services.....		IP	2312312	148.428	146.176	146.206	145.971	145.883	-0.1	1.2
Inputs to highways and streets, trade services ²		IP	23123121	170.896	163.936	164.210	162.277	162.590	0.2	-0.5
Inputs to highways and streets, transportation and warehousing services.....		IP	23123122	126.999	127.894	127.314	128.050	127.237	-0.6	-1.0
Inputs to highways and streets, services less trade, transportation, and warehousing.....		IP	23123123	128.270	128.585	128.671	129.384	129.285	-0.1	3.9
Inputs to power and communication structures, excluding capital investment, labor, and imports.....		IP	231232	146.933	147.635	148.327	149.427	148.350	-0.7	1.9
Inputs to power and communication structures, goods.....		IP	2312321	148.436	150.701	151.897	153.664	151.897	-1.1	2.1
Inputs to power and communication structures, energy.....		IP	23123212	122.248	133.869	137.497	142.326	131.666	-7.5	-2.7
Inputs to power and communication structures, goods less foods and energy.....		IP	23123213	154.166	154.234	154.857	155.903	156.223	0.2	3.1
Inputs to power and communication structures, services.....		IP	2312322	144.854	143.371	143.357	143.526	143.412	-0.1	1.7
Inputs to power and communication structures, trade services ²		IP	23123221	165.756	160.625	160.565	159.815	159.775	0.0	0.3
Inputs to power and communication structures, transportation and warehousing services.....		IP	23123222	129.718	130.631	130.040	130.793	129.964	-0.6	-1.0
Inputs to power and communication structures, services less trade, transportation, and warehousing.....		IP	23123223	125.936	126.045	126.146	126.678	126.647	0.0	3.0
Inputs to educational and vocational structures, excluding capital investment, labor, and imports.....		IP	231233	151.616	152.033	152.580	153.508	152.712	-0.5	1.8
Inputs to educational and vocational structures, goods.....		IP	2312331	150.388	151.731	152.540	153.735	152.783	-0.6	2.0
Inputs to educational and vocational structures, energy.....		IP	23123312	117.549	129.469	133.374	138.169	127.249	-7.9	-2.7
Inputs to educational and vocational structures, goods less foods and energy.....		IP	23123313	153.298	153.872	154.457	155.393	155.167	-0.1	2.3
Inputs to educational and vocational structures, services.....		IP	2312332	152.014	150.081	149.959	150.196	149.806	-0.3	1.1
Inputs to educational and vocational structures, trade services ²		IP	23123321	169.023	162.859	162.877	162.197	162.083	-0.1	-0.4
Inputs to educational and vocational structures, transportation and warehousing services.....		IP	23123322	129.718	130.631	130.040	130.793	129.964	-0.6	-1.0
Inputs to educational and vocational structures, services less trade, transportation, and warehousing.....		IP	23123323	131.089	131.525	131.544	132.268	131.918	-0.3	3.8
Inputs to other misc. nonresidential construction, excluding capital investment, labor, and imports.....		IP	231234	149.245	150.082	150.568	151.446	150.270	-0.8	1.8
Inputs to other misc. nonresidential construction, goods.....		IP	2312341	146.573	148.476	149.232	150.343	148.795	-1.0	1.8
Inputs to other misc. nonresidential construction, energy.....		IP	23123412	123.011	136.768	141.180	146.929	134.329	-8.6	-3.1
Inputs to other misc. nonresidential construction, goods less foods and energy.....		IP	23123413	152.886	153.401	153.733	154.310	154.062	-0.2	2.3
Inputs to other misc. nonresidential construction, services.....		IP	2312342	150.103	148.624	148.514	148.861	148.524	-0.2	1.8
Inputs to other misc. nonresidential construction, trade services ²		IP	23123421	166.515	161.765	161.701	161.370	161.067	-0.2	1.1
Inputs to other misc. nonresidential construction, transportation and warehousing services.....		IP	23123422	129.718	130.631	130.040	130.793	129.964	-0.6	-1.0
Inputs to other misc. nonresidential construction, services less trade, transportation, and warehousing.....		IP	23123423	128.657	128.964	129.029	129.710	129.586	-0.1	3.7
Maintenance and repair construction										
Inputs to maintenance and repair construction, excluding capital investment, labor, and imports.....		IP	232000	146.574	147.847	148.327	149.125	147.983	-0.8	2.6
Inputs to maintenance and repair construction, goods.....	06/86	IP	2320001	324.157	328.938	331.171	332.564	329.291	-1.0	1.8
Inputs to maintenance and repair construction, energy.....		IP	23200012	127.273	144.369	150.007	157.240	141.169	-10.2	-4.2
Inputs to maintenance and repair construction, goods less foods and energy.....		IP	23200013	150.378	151.014	151.554	151.505	151.524	0.0	2.4
Inputs to maintenance and repair construction, services.....		IP	2320002	148.612	148.355	147.919	149.022	148.453	-0.4	3.9
Inputs to maintenance and repair construction, trade services ²		IP	23200021	158.117	157.497	156.903	158.262	157.608	-0.4	5.0
Inputs to maintenance and repair construction, transportation and warehousing services.....		IP	23200022	129.718	130.632	130.039	130.790	129.960	-0.6	-1.0
Inputs to maintenance and repair construction, services less trade, transportation, and warehousing.....		IP	23200023	129.097	129.086	129.038	129.725	129.457	-0.2	3.7
Inputs to residential maintenance and repair, excluding capital investment, labor, and imports.....		IP	232100	145.425	146.692	146.988	148.008	147.150	-0.6	3.2
Inputs to residential maintenance and repair, goods.....	06/86	IP	2321001	304.073	307.830	309.616	310.849	308.520	-0.7	1.7
Inputs to residential maintenance and repair, energy.....		IP	23210012	127.257	143.738	149.072	155.994	141.045	-9.6	-3.6

See footnotes at end of table.

Table 14. Producer price indexes and percentage changes for net inputs to industries, excluding capital investment, labor, and imports; not seasonally adjusted — Continued
 [May 2024, Index base December 2014=100, unless otherwise indicated]

Title	Other index base	Commodity code		Unadjusted index ¹					Unadjusted 1-month percent change ¹	Unadjusted 12-month percent change ¹
		Group code	Item code	Jan. 2024	Feb. 2024 ^P	Mar. 2024 ^P	Apr. 2024 ^P	May 2024 ^P	Apr. to May ^P	May 2023 to May 2024 ^P
Inputs to residential maintenance and repair, goods less foods and energy.....		IP	23210013	148.168	148.953	149.502	149.653	149.498	-0.1	2.1
Inputs to residential maintenance and repair, services.....		IP	2321002	149.616	150.212	149.770	151.394	150.855	-0.4	5.2
Inputs to residential maintenance and repair, trade services ²		IP	23210021	156.284	156.951	156.304	158.268	157.659	-0.4	6.4
Inputs to residential maintenance and repair, transportation and warehousing services.....		IP	23210022	129.718	130.632	130.039	130.790	129.960	-0.6	-1.0
Inputs to residential maintenance and repair, services less trade, transportation, and warehousing.....		IP	23210023	136.104	136.344	136.599	137.530	137.330	-0.1	3.5
Inputs to nonresidential maintenance and repair, excluding capital investment, labor, and imports.....		IP	232200	147.074	148.414	148.906	149.588	148.391	-0.8	2.2
Inputs to nonresidential maintenance and repair, goods.....	06/86	IP	2322001	329.183	334.283	336.262	337.591	334.268	-1.0	1.7
Inputs to nonresidential maintenance and repair, energy.....		IP	23220012	127.497	143.899	149.243	156.255	141.297	-9.6	-3.7
Inputs to nonresidential maintenance and repair, goods less foods and energy.....		IP	23220013	151.052	151.687	152.054	151.896	151.987	0.1	2.4
Inputs to nonresidential maintenance and repair, services.....		IP	2322002	148.576	148.077	147.799	148.662	148.023	-0.4	3.2
Inputs to nonresidential maintenance and repair, trade services ²		IP	23220021	159.564	158.187	157.785	158.781	158.022	-0.5	4.0
Inputs to nonresidential maintenance and repair, transportation and warehousing services.....		IP	23220022	129.718	130.632	130.039	130.790	129.960	-0.6	-1.0
Inputs to nonresidential maintenance and repair, services less trade, transportation, and warehousing.....		IP	23220023	129.152	129.509	129.573	130.215	129.884	-0.3	3.6
Manufacturing³										
Inputs to 325510, paint and coating manufacturing, excluding capital investment, labor, and imports.....	03/13	IP	325510	122.459	123.116	123.112	123.690	122.894	-0.6	-3.8
Inputs to 325510, goods.....	03/13	IP	3255101	117.130	118.465	118.486	119.191	118.354	-0.7	-4.3
Inputs to 325510, energy.....	03/13	IP	32551012	97.728	103.005	104.727	106.400	101.523	-4.6	-0.8
Inputs to 325510, goods less foods and energy.....	03/13	IP	32551013	118.227	119.442	119.408	120.086	119.374	-0.6	-4.4
Inputs to 325510, services.....	03/13	IP	3255102	149.658	145.414	145.242	144.860	144.427	-0.3	-0.7
Inputs to 325510, trade services ²	03/13	IP	32551021	162.486	153.172	153.304	151.309	150.728	-0.4	-2.2
Inputs to 325510, transportation and warehousing services.....	03/13	IP	32551022	132.678	132.562	132.163	133.049	132.752	-0.2	0.7
Inputs to 326100, plastics products manufacturing, excluding capital investment, labor, and imports.....	03/14	IP	326100	116.415	117.952	117.548	118.598	118.809	0.2	-3.1
Inputs to 326100, goods.....	03/14	IP	3261001	109.405	111.521	111.144	112.274	112.646	0.3	-3.8
Inputs to 326100, energy.....	03/14	IP	32610012	122.081	126.873	125.140	124.660	120.926	-3.0	-0.2
Inputs to 326100, goods less foods and energy.....	03/14	IP	32610013	108.555	110.484	110.202	111.445	112.104	0.6	-4.0
Inputs to 326100, services.....	03/14	IP	3261002	145.105	143.267	142.750	143.256	142.552	-0.5	0.1
Inputs to 326100, trade services ²	03/14	IP	32610021	160.348	155.617	154.551	154.696	154.158	-0.3	-1.7
Inputs to 326100, transportation and warehousing services.....	03/14	IP	32610022	123.190	123.246	122.808	123.645	123.181	-0.4	0.2
Inputs to 326100, services less trade, transportation, and warehousing.....	03/14	IP	32610023	132.295	132.388	132.575	133.125	132.011	-0.8	2.9
Inputs to 333130, mining and oil and gas field machinery mfg, excluding capital investment, labor, and imports.....	04/14	IP	333130	146.661	146.391	144.382	143.612	143.704	0.1	-1.9
Inputs to 333130, goods.....	04/14	IP	3331301	134.559	135.988	133.063	132.674	133.041	0.3	-2.5
Inputs to 333130, energy.....	04/14	IP	33313012	110.962	111.250	102.893	107.211	106.622	-0.5	-1.2
Inputs to 333130, goods less foods and energy.....	04/14	IP	33313013	135.322	136.781	133.986	133.481	133.871	0.3	-2.5
Inputs to 333130, services.....	04/14	IP	3331302	169.568	163.868	165.021	163.109	162.308	-0.5	-0.2
Inputs to 333130, trade services ²	04/14	IP	33313021	197.290	181.013	182.769	177.505	177.161	-0.2	-3.0
Inputs to 333130, transportation and warehousing services.....	04/14	IP	33313022	118.905	119.857	120.094	120.369	118.885	-1.2	-1.2
Inputs to 333130, services less trade, transportation, and warehousing.....	04/14	IP	33313023	152.549	152.756	153.842	153.760	153.195	-0.4	3.4
Inputs to 336111, automobile manufacturing, excluding capital investment, labor, and imports.....	02/14	IP	336111	136.480	136.643	136.660	137.252	137.452	0.1	2.2
Inputs to 336111, goods.....	02/14	IP	3361111	120.198	120.292	120.484	120.606	120.494	-0.1	1.2
Inputs to 336111, goods less foods and energy.....	02/14	IP	33611113	120.198	120.292	120.484	120.606	120.494	-0.1	1.2
Inputs to 336111, services.....	02/14	IP	3361112	177.719	178.195	177.272	180.169	181.964	1.0	5.9
Inputs to 336111, trade services ²	02/14	IP	33611121	182.221	182.624	181.666	184.839	186.997	1.2	6.6
Inputs to 336111, transportation and warehousing services.....	02/14	IP	33611122	131.764	132.692	132.092	132.857	132.014	-0.6	-1.0
Inputs to 336411, airplane manufacturing, excluding capital investment, labor, and imports.....	02/14	IP	336411	131.746	132.111	131.622	132.324	132.533	0.2	2.3
Inputs to 336411, goods.....	02/14	IP	3364111	122.825	123.461	122.856	123.352	123.473	0.1	1.5
Inputs to 336411, energy.....	02/14	IP	33641112	111.292	107.924	92.046	103.105	104.661	1.5	-3.0
Inputs to 336411, goods less foods and energy.....	02/14	IP	33641113	123.070	123.717	123.146	123.619	123.736	0.1	1.5
Inputs to 336411, services.....	02/14	IP	3364112	163.353	162.676	162.639	164.113	164.657	0.3	4.9
Inputs to 336411, trade services ²	02/14	IP	33641121	187.619	183.094	183.076	183.684	185.644	1.1	4.0
Inputs to 336411, transportation and warehousing services.....	02/14	IP	33641122	130.882	131.803	131.207	131.967	131.130	-0.6	-1.0
Inputs to 336411, services less trade, transportation, and warehousing.....	02/14	IP	33641123	139.547	140.425	140.482	142.310	142.386	0.1	6.5

See footnotes at end of table.

Table 14. Producer price indexes and percentage changes for net inputs to industries, excluding capital investment, labor, and imports; not seasonally adjusted — Continued
 [May 2024, Index base December 2014=100, unless otherwise indicated]

Title	Other index base	Commodity code		Unadjusted index ¹					Unadjusted 1-month percent change ¹	Unadjusted 12-month percent change ¹
		Group code	Item code	Jan. 2024	Feb. 2024 ^P	Mar. 2024 ^P	Apr. 2024 ^P	May 2024 ^P	Apr. to May ^P	May 2023 to May 2024 ^P
Inputs to 336611, ship building and repairing, excluding capital investment, labor, and imports.....	02/14	IP	336611	146.621	146.695	146.683	146.888	146.987	0.1	1.7
Inputs to 336611, goods.....	02/14	IP	3366111	137.306	137.869	137.244	137.594	138.159	0.4	1.4
Inputs to 336611, energy.....	02/14	IP	33661112	130.259	130.605	129.291	129.506	128.936	-0.4	1.2
Inputs to 336611, goods less foods and energy.....	02/14	IP	33661113	137.497	138.068	137.468	137.823	138.429	0.4	1.4
Inputs to 336611, services.....	02/14	IP	3366112	161.850	160.987	162.147	162.071	161.277	-0.5	2.2
Inputs to 336611, trade services ²	02/14	IP	33661121	192.232	180.585	182.308	179.586	178.903	-0.4	-2.6
Inputs to 336611, transportation and warehousing services.....	02/14	IP	33661122	124.218	125.329	126.367	126.232	123.948	-1.8	-1.3
Inputs to 336611, services less trade, transportation, and warehousing.....	02/14	IP	33661123	151.819	152.288	153.299	153.635	153.149	-0.3	3.6
Services³										
Inputs to 484000, truck transportation, excluding capital investment, labor, and imports.....	03/14	IP	484000	130.402	137.872	138.055	139.001	130.387	-6.2	-1.8
Inputs to 484000, goods.....	03/14	IP	4840001	107.861	124.914	125.160	128.674	104.404	-18.9	-12.1
Inputs to 484000, energy.....	03/14	IP	48400012	103.172	120.631	120.872	124.466	99.609	-20.0	-12.9
Inputs to 484000, goods less foods and energy.....	03/14	IP	48400013	112.568	112.640	112.807	112.882	112.926	0.0	0.9
Inputs to 484000, services.....	03/14	IP	4840002	141.094	141.652	141.784	140.918	143.461	1.8	4.3
Inputs to 484000, trade services ²	03/14	IP	48400021	179.182	180.491	181.742	171.623	183.308	6.8	2.4
Inputs to 484000, transportation and warehousing services.....	03/14	IP	48400022	135.996	136.688	136.339	137.333	139.308	1.4	6.4
Inputs to 484000, services less trade, transportation, and warehousing.....	03/14	IP	48400023	127.594	127.593	128.051	127.993	127.569	-0.3	2.0
Inputs to 621A00, offices of health practitioners, excluding capital investment, labor, and imports.....	03/13	IP	621A00	135.124	135.123	135.320	135.671	135.195	-0.4	1.9
Inputs to 621A00, goods.....	03/13	IP	621A001	142.172	142.697	142.815	143.272	143.297	0.0	1.5
Inputs to 621A00, energy.....	03/13	IP	621A0012	135.435	136.194	136.435	135.474	134.659	-0.6	1.5
Inputs to 621A00, goods less foods and energy.....	03/13	IP	621A0013	143.212	143.721	143.830	144.396	144.484	0.1	1.4
Inputs to 621A00, services.....	03/13	IP	621A002	132.739	132.529	132.758	133.067	132.391	-0.5	2.2
Inputs to 621A00, trade services ²	03/13	IP	621A0021	156.161	152.835	150.931	151.429	151.668	0.2	1.8
Inputs to 621A00, transportation and warehousing services.....	03/13	IP	621A0022	116.180	117.770	122.466	120.339	114.739	-4.7	-1.8
Inputs to 621A00, services less trade, transportation and warehousing.....	03/13	IP	621A0023	127.384	127.492	127.824	128.183	127.573	-0.5	2.3
Inputs to 813000, membership associations and organizations, excluding capital investment, labor, and imports.....	05/14	IP	813000	164.750	166.267	168.018	169.375	167.888	-0.9	5.4
Inputs to 813000, goods.....	05/14	IP	8130001	132.602	140.236	142.677	145.491	138.500	-4.8	-0.9
Inputs to 813000, energy.....	05/14	IP	81300012	130.503	142.241	145.925	150.327	139.273	-7.4	-2.5
Inputs to 813000, goods less foods and energy.....	05/14	IP	81300013	138.555	138.781	138.983	138.931	139.280	0.3	2.0
Inputs to 813000, services.....	05/14	IP	8130002	166.907	167.654	169.310	170.483	169.681	-0.5	6.1
Inputs to 813000, trade services ²	05/14	IP	81300021	141.665	140.284	143.558	140.641	141.178	0.4	2.4
Inputs to 813000, transportation and warehousing services.....	05/14	IP	81300022	138.596	140.996	140.886	140.884	141.055	0.1	6.3
Inputs to 813000, services less trade, transportation, and warehousing.....	05/14	IP	81300023	168.637	169.296	171.047	172.348	171.464	-0.5	6.2
Inputs to 813000, maintenance and repair construction.....	05/14	IP	8130003	135.991	136.111	136.894	137.175	137.462	0.2	1.8

¹ All indexes are subject to revision for 4 months after their originally scheduled publication to incorporate late reports and corrections by survey respondents.

² Trade indexes measure changes in margins received by wholesalers and retailers.

³ PPI data for these Net Inputs to Industry Indexes are organized by Bureau of Economic Analysis (BEA) Industry code. The set of products included in an industry input index and the weights for each commodity included in the index are derived from the BEA's Input-Output Accounts Use of Commodities by Industry table in conjunction with U.S. Census Bureau revenue data. For more information, visit <https://www.bls.gov/ppi/notices/2015/updated-inputs-to-industry-producer-price-indexes.htm> online.

p Preliminary

Technical Note

Brief Explanation of Producer Price Indexes

The Producer Price Index (PPI) of the Bureau of Labor Statistics (BLS) is a family of indexes that measures the average change over time in prices received (price changes) by producers for domestically produced goods, services, and construction. PPIs measure price change from the perspective of the seller. This contrasts with other measures, such as the Consumer Price Index (CPI). CPIs measure price change from the purchaser's perspective.

More than 10,000 PPIs for individual products and groups of products are released each month. PPIs are available for the products of virtually every industry in the mining and manufacturing sectors. Over time, new PPIs have been introduced for products of industries in the services and construction sectors of the U.S. economy. As of January 2023, the PPI covered 69 percent of services as measured by 2017 Census revenue, and 17 percent of construction.

More than 64,000 price quotations per month are organized into three sets of PPIs: (1) Final demand-Intermediate demand (FD-ID) indexes, (2) commodity indexes, and (3) indexes for the net output of industries and their products. The FD-ID structure organizes products by class of buyer and degree of fabrication as well as by stage of production. The commodity structure organizes products by similarity of end use or product type. The entire output of various industries is sampled to derive price indexes for the net output of industries and their products.

Final Demand–Intermediate Demand Indexes

The PPI FD-ID structure measures price change for goods, services, and construction sold to final demand and to intermediate demand. The FD-ID system replaced the PPI stage-of-processing (SOP) system as PPI's primary aggregation model with the release of data for January 2014. The FD-ID model expands coverage beyond that of the SOP system through the addition of services, construction, exports, and government purchases.

Compared with finished goods under the SOP system, the PPI for final demand goods includes nearly a 50 percent expansion of coverage. This increase can be traced to the addition of government purchases and exports. For overall final demand, expansion to include final demand services represents an even larger increase in coverage. In December 2022, final demand goods were about 30.7 percent of overall final demand, final demand services were roughly 66.6 percent, and final demand construction was about 2.7 percent of final demand. Within intermediate demand, coverage of services for intermediate demand resulted in about a 45 percent increase in coverage of the intermediate demand portion of the economy.

FD-ID indexes are constructed from commodity-based producer output price indexes. Commodities are allocated to aggregate indexes primarily based on the type of buyer. The main source of data used to determine the type of buyer is the "Use of commodities by industries, before redefinition," table

from the Benchmark Input-Output Accounts of the U.S. In many cases, the same commodity is purchased by different types of buyers. As a result, commodities are often included in several FD-ID indexes. For example, regular gasoline is purchased for personal consumption, export, government use, and business use. The PPI program publishes only one commodity index for regular gasoline (wpu057104), reflecting sales to all types of buyers, and this index is used in all aggregations regardless of whether the gasoline is sold for personal consumption, as an export, to government, or to businesses. Proportions based on BEA "Use of Commodities" data are used to allocate the correct portion of the total weight of gasoline to each use category. In cases when buyer type is an important price determining characteristic, indexes are created based on specific buyer type. For example, within the PPI category for loan services, separate indexes for consumer loans and business loans were constructed. For more information relating to the FD-ID structure, see "A new, experimental system of indexes from the PPI program" in the February 2011 *Monthly Labor Review*.

Final Demand: The final demand portion of the FD-ID structure measures price change for commodities sold for personal consumption, capital investment, government, and export. The system is composed of six main price indexes: final demand goods; final demand trade services; final demand transportation and warehousing services; final demand services less trade, transportation, and warehousing; final demand construction; and overall final demand.

The final demand goods index measures price change for both unprocessed and processed goods sold to final demand. Fresh fruits sold to consumers and computers sold for capital investment are examples of transactions included in the final demand goods price index. The final demand trade services index measures price change for the retailing and wholesaling of merchandise sold to final demand, generally without transformation. (Trade indexes measure changes in margins received by wholesalers and retailers.) The final demand transportation and warehousing services index tracks price change for transportation of passengers, as well as, transportation of cargo sold to final demand, and also includes prices for warehousing and storage of goods sold to final demand. The final demand services less trade, transportation, and warehousing index measures price change for all services other than trade and transportation sold to final demand. Publishing, banking, lodging, and health care are examples of these services. The final demand construction index tracks price change for new construction, as well as maintenance and repair construction sold to final demand. Construction of office buildings is an example of a commodity that would be included in the final demand construction index. Lastly, the overall final demand index tracks price change for all types of commodities sold to final demand by combining the five final demand component indexes described above.

Intermediate Demand: The intermediate demand portion of the FD-ID system tracks price change for goods, services, and construction products sold to businesses as inputs to

production, excluding capital investment. The system includes two parallel treatments of intermediate demand. The first treatment organizes intermediate demand commodities by type. The second organizes intermediate demand commodities into production stages, with the explicit goal of developing a forward-flow model of production and price change.

The intermediate demand by commodity type portion of the system organizes commodities by similarity of product. The system is composed of six main price indexes: unprocessed goods for intermediate demand; processed goods for intermediate demand; intermediate demand trade services; intermediate demand transportation and warehousing services; intermediate demand services less trade, transportation, and warehousing; and intermediate demand construction.

The unprocessed goods for intermediate demand price index measures price change for goods sold to businesses as inputs to production that have undergone no fabrication. Crude petroleum sold to refineries is an example of an unprocessed good sold to intermediate demand. The processed goods for intermediate demand index tracks price change for fabricated goods sold as business inputs. Examples include car parts sold to car manufacturers and gasoline sold to trucking companies. The index for trade services for intermediate demand measures price change for the services of retailing and wholesaling goods purchased by businesses as inputs to production. The intermediate demand transportation and warehousing services index measures price change for business travel, as well as, transportation and warehousing of cargo sold to intermediate demand. The intermediate demand services less trade, transportation, and warehousing index measures price change for services other than trade, transportation, and warehousing sold as inputs to production. Legal and accounting services purchased by businesses are examples of intermediate demand services excluding trade, transportation, and warehousing. Finally, the construction for intermediate demand index measures price change for construction purchased by firms as inputs to production. The index for construction for intermediate demand tracks price change for maintenance and repair construction purchased by firms.

The production flow treatment of intermediate demand is a stage-based system of price indexes. These indexes can be used to study price transmission across stages of production and final demand. This system is constructed in a manner that maximizes forward flow of production between stages, while minimizing back-flow of production. The production flow treatment contains four main indexes: intermediate demand stage 1, intermediate demand stage 2, intermediate demand stage 3, and intermediate demand stage 4.

Indexes for the four stages were developed by first assigning each industry in the economy to one of four stages of production, where industries assigned to the fourth stage primarily produce output consumed as final demand, industries in the third stage primarily produce output consumed by stage 4 industries, industries assigned to the second stage primarily produce output consumed by stage 3 industries, and industries assigned to the first stage produce output primarily consumed by stage 2 industries. The four indexes then track prices for the net inputs consumed by industries in each of the four stages of production. The stage 4

intermediate demand index, for example, tracks price change for inputs consumed, but not produced, by industries included in the fourth stage of production. Hence, the index tracks price change in inputs to industries that primarily produce final demand commodities (stage 4 producers primarily produce commodities sold to final demand).

Examples of heavily weighted goods-producing industries in stage 4 include the manufacture of light trucks and utility vehicles, automobiles, and pharmaceuticals. Retail trade, food service and drinking places, and hospitals are examples of heavily weighted service industries included in stage 4. Stage 4 also includes all new construction industries. Examples of goods consumed by stage 4 industries include motor vehicle parts, commercial electric power, plastic construction products, biological products, and beef and veal. Engineering services, machinery and equipment wholesaling, long distance motor carrying, and legal services constitute examples of services consumed by stage 4 industries.

Examples of highly weighted goods-producing industries included in stage 3 are motor vehicle parts manufacturing, animal (except poultry) slaughtering and processing, and semiconductor manufacturing. Services industries classified in stage 3 include wholesale trade; insurance carriers; architecture, engineering, and related services; and hotels and motels. Examples of goods consumed by stage 3 industries include slaughter steers and heifers, industrial electric power, and hot rolled steel bars, plates, and structural shapes. Services commonly consumed by stage 3 industries include commissions from sales of property and casualty insurance, business loans, temporary help services, and administrative and general management consulting services.

Petroleum refineries; electricity generation, transmission, and distribution; natural gas distribution; cattle ranching and farming; and plastic materials and resin manufacturing are among the goods-based industries assigned to stage 2. Services industries that are heavily weighted in stage 2 include management of companies and enterprises; non-depository credit intermediation; insurance agencies and brokerages; and services to buildings and dwellings. Goods commonly purchased by stage 2 industries include crude oil, natural gas, formula feeds, and primary basic organic chemicals. Services that are heavily weighted in the intermediate demand stage 2 index are legal services, business loans, and cellular phone and other wireless telecommunication.

Goods producing industries in stage 1 include oil and gas extraction, paper mills, and grain farming. Real estate, legal services, and advertising services are examples of highly weighted services industries included in stage 1. Examples of goods consumed by stage 1 industries are commercial and industrial electric power and gasoline. Services commonly consumed by stage 1 industries include solid waste collection, chemicals and allied products wholesaling, and guestroom or unit rental. It should be noted that all inputs purchased by stage 1 industries are by definition produced either within stage 1 or by latter stages of processing, leaving stage 1 less useful for price transmission analysis. For additional information on industry stage assignments, see www.bls.gov/ppi/fd-id/ppi-intermediate-demand-by-production-flow-industry-stage-assignments.htm.

Comparing the PPI with CPI

Although some data users utilize the PPI as a potential indicator of the Consumer Price Index (CPI), there are many reasons why the PPI and the CPI may diverge. The scope of the personal consumption portion of the PPI includes all marketable output sold by domestic producers for households. The scope of the CPI includes goods and services provided by business or government, where explicit user charges are paid by consumers. For example, the most heavily weighted item in the CPI, owners' equivalent rent, is excluded from the PPI. The scope of the CPI includes imports. The PPI excludes imports. The CPI only includes components of personal consumption directly paid for by the consumers, while the PPI includes components of personal consumption that may not be paid for by consumers. For example, the PPI includes medical services paid for by third parties. In contrast to CPI, PPI does not completely cover services. PPIs exclude taxes, since they do not represent producer revenue. Conversely, sales and other taxes paid by consumers are part of household expenditure and are included in the CPI. Additional technical differences between PPI and CPI also exist. For more information see "Comparing new final demand producer price indexes with other Government price indexes," *Monthly Labor Review*, January 2014, at www.bls.gov/opub/mlr/.

Commodity Indexes

The commodity classification of the PPI organizes goods, services, and construction by similarity of product or end use, disregarding industry of origin. With the release of data for July 2009, PPI expanded its commodity structure to include indexes for services and construction products. Prior to this date, the PPI commodity structure only included products from goods producing sectors. Table 9 of the *PPI Detailed Report* includes data for commodity indexes, organized in a hierarchal structure, including major groupings, subgroups, product classes, sub-product classes, and individual items.

Industry Net-Output Price Indexes

PPIs for the net output of industries and their products are grouped according to the North American Industry Classification System (NAICS). Prior to the release of January 2004, industry-based PPIs were published according to the Standard Industrial Classification (SIC) system. Industry price indexes are compatible with other economic time series organized by industry, such as data on employment, wages, and productivity. Table 11 of the *PPI Detailed Report* includes data for NAICS industries and industry groups (3-, 4-, 5-, and 6-digit codes), Census product classes (7- and 8-digit codes), products (9-digit codes), more detailed sub-products (11-digit codes), and, for some industries, indexes for other sources of revenue.

Indexes may represent one of three kinds of product categories. Every industry has primary product indexes that show changes in prices received by establishments classified in the industry for products made primarily, but not necessarily exclusively, by that industry. The industry classification of an establishment is determined by which products make up a plurality of its total shipment value. In

addition, most industries have secondary product indexes that show changes in prices received by establishments for products chiefly made in some other industry. Some industries have miscellaneous receipts indexes that track price changes for other sources of revenue received by establishments within the industry that are not derived from sales of their products; for example, resales of purchased materials, or revenues from parking lots owned by a manufacturing plant.

Data Collection

PPIs are constructed using selling prices reported by establishments of all sizes, selected by probability sampling, with the probability of selection proportionate to size. Individual items and transaction terms also are chosen by probability proportionate to size. BLS strongly encourages cooperating companies to supply actual transaction prices at the time of shipment to minimize the use of list prices. Prices submitted by survey respondents are effective on the Tuesday of the week containing the 13th day of the month. The survey is conducted online via the BLS Internet Data Collection Facility (IDCF). Data provided by survey respondents are supplemented with data from other sources for some areas.

Price data are provided by survey respondents on a voluntary and confidential basis; only sworn BLS employees are allowed access to individual company price reports. BLS publishes price indexes, not actual prices. All PPIs are subject to monthly revisions up to 4 months after original publication to reflect the availability of late reports and corrections by respondents.

BLS periodically updates the PPI sample of survey respondents to better reflect current conditions when the structure, membership, technology, or product mix of an industry shifts significantly and to spread reporting burden among smaller firms. Information on these resampling efforts are noted in the *PPI News Release* and *PPI Detailed Report* in the months they occur.

As part of an ongoing effort to expand coverage to sectors of the economy other than mining and manufacturing, an increasing number of service and construction sector industries have been introduced into the PPI. The following list of industries introduced since the mid-1990s includes the month and year in which an article describing the industry's content appeared in the *PPI Detailed Report*.

Service and construction sector industries introduced into the Producer Price Index, by SIC or NAICS code at their date of introduction and the *PPI Detailed Report* issue that announces their introduction

Title	Code	<i>PPI Detailed Report</i> Issue
	SIC	
Wireless telecommunications	4812	July 1999
Telephone communications, except radio telephone	4813	July 1995
Television broadcasting	4833	July 2002
Grocery stores	5411	July 2000
Meat and fish (seafood) markets	5421	July 2000
Fruit and vegetable markets	5431	July 2000
Candy, nut, and confectionery stores ...	5441	July 2000

Title	Code	PPI Detailed Report Issue
SIC		
Retail bakeries	5461	July 2000
Miscellaneous food stores	5499	July 2000
New car dealers	5511	July 2000
Gasoline service stations	5541	January 2002
Boat dealers	5551	January 2002
Recreational vehicle dealers	5561	January 2002
Miscellaneous retail	59	January 2001
Security brokers, dealers, and investment bankers	6211	January 2001
Investment advice	6282	January 2003
Life insurance carriers	6311	January 1999
Property and casualty insurance	6331	July 1998
Insurance agencies and brokerages ...	6412	January 2003
Operators and lessors of nonresidential buildings	6512	January 1996
Real estate agents and managers	6531	January 1996
Prepackaged software	7372	January 1998
Data processing services	7374	January 2002
Home health care services	8082	January 1997
Legal services	8111	January 1997
Engineering design, analysis, and consulting services	8711	January 1997
Architectural design, analysis, and consulting services	8712	January 1997
Premiums for property and casualty insurance	9331	July 1998
NAICS		
New Industrial building construction	236211	January 2008
New warehouse building construction ..	236221	July 2005
New school construction	236222	July 2006
New office construction	236223	January 2007
New health care building construction..	236224	January 2013
Concrete contractors, nonresidential building work	23811X	July 2008
Roofing contractors, nonresidential building work	23816X	July 2008
Electrical contractors, nonresidential building work	23821X	July 2008
Plumbing / HVAC contractors, nonresidential building work	23822X	July 2008
Merchant wholesalers, durable goods..	423	July 2005
Merchant wholesalers, nondurable goods	424	July 2005
Electronics and appliance stores	443	January 2004
Building material and garden equipment and supplies dealers.....	444	January 2004
Sporting goods, hobby, book, and music stores	451	January 2004
General merchandise stores	452	January 2004
Miscellaneous store retailers	453	January 2004
Pipeline transportation of natural gas....	486210	June 2022
Internet service providers	518111	July 2005
Internet publishing and web search portals	519130	January 2010
Commercial banking	522110	January 2005
Savings institutions	522120	January 2005
Direct health and medical insurance carriers	524114	July 2004

Title	Code	PPI Detailed Report Issue
NAICS		
Construction, mining, and forestry machinery and equipment rental and leasing	532412	January 2005
Management consulting services	541610	January 2007
Security guards and patrol services	561612	July 2005
Offices of dentists	621210	January 2011
Blood and organ banks	621991	January 2007
Amusement and theme parks	713110	July 2006
Golf courses and country clubs	713910	July 2006
Fitness and recreational sports centers.	713940	July 2005
Commercial machinery repair and maintenance.....	811310	July 2007

Weights

Weights for most commodity groupings of the PPI, as well as, weights for commodity-based aggregate indexes calculated from commodity groupings, such as FD-ID indexes, currently reflect 2017 values of shipments as reported in the *Census of Manufactures* and other sources. From January 2018 to December 2022, PPI weights were derived from 2012 shipment values. Industry indexes now are calculated under the 2022 NAICS structure utilizing 2017 value of shipment weights and 2012 net output ratios. The periodic update of the value weights used to calculate the PPI is done to more accurately reflect changes in production and marketing patterns in the economy.

Net output values of shipments are used as weights for industry indexes. Net output values refer to the value of shipments from establishments within the industry to buyers outside the industry. However, weights for commodity indexes are based on gross shipment values, including values of shipments between establishments within the same industry. As a result, broad commodity grouping indexes, such as the PPI for All Commodities (which is composed of major commodity groupings 01 through 15), are affected by the multiple counting of price change at successive stages of processing, which can lead to exaggerated or misleading signals about inflation. The intermediate demand by commodity type FD-ID indexes partially correct for this defect, but industry indexes, final demand FD-ID indexes, and intermediate demand by production flow FD-ID indexes consistently correct for this at all levels of aggregation. Therefore, industry and FD-ID indexes are more appropriate than broad commodity groupings for analysis of general price trends.

Price Index Reference Base

Effective with publication of January 1988 data, many important PPI series (including most commodity groups and individual items) were placed on a new reference base, 1982 = 100. From 1971 through 1987, the standard reference base for most PPI series was 1967 = 100. Except for rounding differences, the shift to the new reference base did not alter any previously published percent changes for affected PPI series. (See "Calculating Index Changes," below.) The 1982

reference base is not used for commodity indexes with a base later than December 1981 or for industry net output indexes and their products. The FD-ID indexes typically have a reference base of November 2009 = 100.

For further information on the underlying concepts and methodology of the Producer Price Index, see chapter 14, “Producer Prices,” in the *BLS Handbook of Methods*. This chapter can be downloaded from the BLS Web site at www.bls.gov/opub/hom/homch14.htm.

Calculating Index Changes

Each PPI measures price changes from a reference period that equals 100.0. An increase of 5.5 percent from the reference period in the Final Demand Goods Price Index, for example, is shown as 105.5. This change also can be expressed in dollars, as follows: prices received by domestic producers of a sample of final demand goods have risen from \$100 in November 2009 to \$105.50. Likewise, a current index of 90.0 would indicate that prices received by producers of final demand goods are 10 percent lower than they were in November 2009.

Movements of price indexes from one month to another are usually expressed as percent changes, rather than as changes in index points. Index point changes are affected by the level of the index in relation to its base period, whereas percent changes are not. The following example shows the computation of index point and percent changes.

Index point change

Final Demand Goods Price Index	107.5
Less previous index	104.0
Equals index point change	3.5

Index percent change

Index point change	3.5
Divided by the previous index	104.0
Equals	0.034
Result multiplied by 100	0.034 x 100
Equals percent change	3.4

Seasonally Adjusted and Unadjusted Data

Because price data are used for different purposes by different groups, BLS publishes seasonally adjusted and unadjusted changes each month. Seasonally adjusted data are preferred for analyzing general price trends in the economy because these data eliminate the effect of changes that normally occur at about the same time, and in about the same magnitude, every year—such as price movements resulting from normal weather patterns, regular production and marketing cycles, model changeovers, seasonal discounts, and holidays. For these reasons, seasonally adjusted data more clearly reveal underlying trends. Unadjusted data are of primary interest to users who need information that can be related to actual dollar values of transactions. Individuals requiring this information include marketing specialists, purchasing agents, budget and cost analysts, contract specialists, and commodity traders. It is the unadjusted data

that are generally cited when escalating long-term contracts such as purchasing agreements or real estate leases. For more information, see *Price Adjustment Guide for Contracting Parties*, on the Web at: www.bls.gov/ppi/publications/price-adjustment-guide-for-contracting-parties.htm.

Seasonal adjustment is accomplished using X-13 ARIMA, a software package published by the U.S. Census Bureau. Each year, the seasonal status of most commodity indexes is reevaluated to reflect more recent price behavior. Industry net output indexes are not seasonally adjusted. For time series that exhibit seasonal pricing patterns, new seasonal factors are estimated and applied to the unadjusted data from the prior 5 years. Updated seasonally adjusted indexes replace the most recent 5 years of seasonal data.

Seasonal factors may be applied to series using either a direct or an aggregative method. Generally, commodity indexes are seasonally adjusted using direct seasonal adjustment, which produces a more complete elimination of seasonal movements than does the aggregative method. However, the direct seasonal adjustment process may not yield figures that possess additive consistency. Thus, a seasonally adjusted index for a broad category that is directly adjusted may not be logically consistent with all seasonally adjusted indexes for its components. Seasonal movements for FD-ID indexes are derived indirectly through an aggregative method that combines movements of a wide variety of subproduct class (six-digit) series.

Seasonally adjusted indexes can become problematic when previously stable and predictable price patterns abruptly change. If the new pattern persists, the seasonal adjustment method will eventually reflect it; if the pattern keeps shifting, however, seasonally adjusted data will become chronically troublesome. This problem occurs relatively infrequently for farm and food-related products, but has more often affected manufactured products such as automobiles and steel.

Since January 1988, the PPI has used Intervention Analysis Seasonal Adjustment methods to enhance the calculation of seasonal factors. With this technique, outlier values that may distort the seasonal pattern are removed from the data prior to applying the standard seasonal factor estimation procedure. For example, a possible economic cause for large price movements for petroleum-based products might have been the COVID-19 pandemic. In this case, intervention techniques allowed for better estimates of seasonally adjusted data. On the whole, very few series have required intervention. Out of over 400 seasonally adjusted commodity series, 69 were subject to intervention in 2023.

For more information relating to seasonal adjustment methods, see “PPI and CPI Seasonal Adjustment: an Update” in the July 2010 *Monthly Labor Review*, and “PPI and CPI Seasonal Adjustment During the COVID-19 Pandemic” in the May 2022 *Monthly Labor Review*.

Producer Price Index Data on the Internet

In 1995, the BLS began posting PPI series, news releases, and technical information to the internet. There were more than 13 million instances of PPI data being downloaded from the BLS website during 2022.

Retrieving PPI data from the PPI Web site

PPI data can be obtained online (www.bls.gov/ppi). On this page, under the tab labeled “Featured PPI databases” links provide the following methods of data retrieval:

- Top Picks** is a form-based application for both Industry Data and Commodity Data that allows the user to quickly obtain PPI time series data by selecting the high-level aggregate and other commonly requested time series, including the All Commodities Index and the FD-ID indexes (for example, Final Demand). Within each list, any one—or all—of the time series shown can be selected. A user can modify the date range and output options after executing the query, using the reformat button above the data output table.
- One-Screen Data Search and Multi-Screen Data Search** are form-based query applications for both Industry Data and Commodity Data designed for users unfamiliar with the PPI coding structure. These applications guide a user through the PPI classification by listing index titles and do not require knowledge of commodity or industry codes. Data retrieved are based on a query formulated by selecting data characteristics from lists provided. Two options are available to create customized tables, depending on a user’s browser capability. The one-screen option is a JavaScript application that uses a single screen to guide a user through the available time series data. The second option is a multiple-screen, non-Java-based application. Both methods allow a user to browse the PPI coding structure and select multiple series. Users can modify the date range and output options after executing the query using the reformat button above the data output table.
- Series Report** is a form-based application that allows users to input multiple, formatted PPI time series identifiers (commodity or industry codes) as inputs in extracting data according to a specified set of date ranges and output options. This application provides the most efficient path for users who are familiar with the format of PPI time series identifiers. There are five alphabetic prefixes used to create unique PPI time series identifiers: WP, WD, PC, PD, and ND. Each provides the user access to a different PPI database. Adding either a “u” (not seasonally adjusted) or an “s” (seasonally adjusted) to the end of these prefixes further specifies the type of data needed.

EXAMPLES

For commodity and FD-ID indexes, series identifiers combine a “wpu” prefix (not seasonally adjusted) or a “wps” prefix (seasonally adjusted) with a commodity code.

<u>Commodity code</u>	<u>Provides data for:</u>
wps141101	Passenger cars, seasonally adjusted
wpu141101	Passenger cars, not seasonally adjusted
wpufd4	Final demand, not seasonally adjusted
wpsid63	Services for intermediate demand, seasonally adjusted

For discontinued commodity indexes, series identifiers combine a “wdu” prefix (not seasonally adjusted) or a “wds” prefix (seasonally adjusted) with a commodity code.

<u>Commodity code</u>	<u>Provides data for:</u>
wds019	Other farm products, seasonally adjusted
wdu0635	Preparations, ethical (prescription), not seasonally adjusted
wdusi138011	Stainless steel mill products, not seasonally adjusted

Current price indexes grouped by industry according to NAICS have series identifiers that begin with the prefix “pcu.” After the prefix, there are 12 digits (the 6-digit industry code is listed twice) followed by up to 7 alphanumeric characters identifying product detail. Dashes are used as placeholders for higher-level industry group codes.

<u>Industry-product code, current NAICS series</u>	<u>Provides data for:</u>
pcu325---325---	Chemical manufacturing
pcu336110336110	Automobile and light duty motor vehicle manufacturing
pcu621111621111411	Offices of physicians, one- and two-physician practices and single-specialty group practices, general/family practice

Discontinued industry-product codes based on SIC combine a “pdu” prefix and “#” between the fourth and fifth characters of the product code. Series identifiers for the discontinued dataset use underscores as placeholders to complete a reference to an SIC industry group code of fewer than four digits. (All PPI industry-based indexes organized by SIC were discontinued with the introduction of NAICS in 2004.)

<u>Industry-product code, discontinued SIC series</u>	<u>Provides data for:</u>
pdu28_#	Chemicals and allied products
pdu331_#	Blast furnaces, steel works, and rolling and finishing mills
pdu3711#111	Passenger cars

Price indexes for discontinued series grouped by industry according to NAICS have identifiers that begin with the prefix “ndu”. After the prefix, there are 12 numeric digits (the 6-digit industry code is listed twice), and up to 7 additional alphanumeric characters that identify product detail. Dashes are used as placeholders for higher-level group codes.

*Industry-product code,
discontinued NAICS series*
ndu212231212231
ndu2122312122312
ndu212231212231214

Provides data for
Lead and zinc ore mining
Lead, zinc concentrates
Lead concentrates

- **Text Files** are best suited for users requiring access to either a large volume of time series data or other PPI-related documentation, such as seasonal factor tables and relative importance tables. The text files can be accessed at download.bls.gov/ or directly from links on the “PPI Databases” page or the PPI homepage. Data and documentation available for download include the following:

Industry Data	<u>Directory:</u> /pub/time.series/pc
Industry Data - Discontinued (NAICS basis)	/pub/time.series/nd
(SIC basis)	/pub/time.series/pd
Commodity Data (incl. FD-ID)	/pub/time.series/wp
Commodity Data – Discontinued	/pub/time.series/wd
Special requests	/pub/special.requests/ppi

Additional information

The PPI homepage (www.bls.gov/ppi) contains additional information regarding PPI data and methodology. The “PPI Publications” section of the homepage provides PPI news releases, both current and archived, as well as general PPI information. The “PPI Tables” section provides relative importance and seasonal factor tables. The remaining sections offer special notices and publications pertaining to PPI methodology and applications.

For questions or comments regarding PPI data classification, methodology, or data availability on the Internet, call or e-mail the Section of Index Analysis and Public Information at (202) 691-7705 or ppi-info@bls.gov. If you are deaf, hard of hearing, or have a speech disability, please dial 7-1-1 to access telecommunications relay services.