

PPI Detailed Report

Data for February 2023



U.S. Department of Labor

U.S. Bureau of Labor Statistics

A blue-tinted composite image. The background shows a welder in a dark protective suit working on a large metal pipe, with bright sparks flying from the welding point. In the foreground, a man and a woman in business attire are looking at a document together. The overall scene represents the intersection of industry and labor statistics.

**Mining • Manufacturing • Services
Agriculture • Utilities • Construction**

PPI Detailed Report

Data for February 2023

Editors

Joseph Kowal
Gabriel Vera
Timothy Schermerhorn
Nachelle Jackson

Vol. 27, No. 2

Contents

	<i>Page</i>
Producer Price Indexes, February 2023	1
Charts	
Final demand	6
Processed goods for intermediate demand	7
Unprocessed goods for intermediate demand	8
Services for intermediate demand	9
Tables	
Producer Price Indexes	
1. Final demand – intermediate demand weights and percent changes, seasonally adjusted	10
2. Selected commodity groupings percent changes by final demand – intermediate demand category	16
3. Final demand – intermediate demand indexes, seasonally adjusted	26
4. Final demand – intermediate demand weights and percent changes, not seasonally adjusted	32
5. Final demand – intermediate demand indexes, not seasonally adjusted	38
6. Selected commodity and service groupings percent changes, not seasonally adjusted	44
7. Commodity and service groupings and individual items, percent changes, not seasonally adjusted	46
8. Commodity and service groupings and individual items, indexes and percent changes, seasonally adjusted	105
9. Commodity and service groupings and individual items indexes, not seasonally adjusted	129
10. Net output of selected industries and industry groups, indexes and percent changes.....	186
11. Net output of selected industries and their products indexes	188
12. Net output of selected industries and their products, percent changes	258
13. Special commodity groupings	332
14. Net inputs to industries, excluding capital investment, labor, and imports	334
Technical note	339

Producer Price Index Release Dates

The following is the schedule of release dates for Producer Price Index data in 2023. News releases are issued at 8:30 a.m. eastern time on each release date.

Reference Month	Release Date
December 2022	Jan. 18, 2023
January 2023	Feb. 16, 2023
February 2023	Mar. 15, 2023
March 2023	Apr. 13, 2023
April 2023	May 11, 2023
May 2023	Jun. 14, 2023
June 2023	Jul. 13, 2023
July 2023	Aug. 11, 2023
August 2023	Sep. 14, 2023
September 2023	Oct. 11, 2023
October 2023	Nov. 15, 2023
November 2023	Dec. 13, 2023

Producer Price Indexes – February 2023

The Producer Price Index for Final Demand decreased 0.1 percent in February, seasonally adjusted. Final demand prices advanced 0.3 percent in January and declined 0.2 percent in December 2022. (See table A.) On an unadjusted basis, the final demand index rose 4.6 percent for the 12 months ended in February.

In February, the decline in the final demand index was led by prices for final demand goods, which fell 0.2 percent. The index for final demand services edged down 0.1 percent.

The index for final demand less foods, energy, and trade services increased 0.2 percent in February after rising 0.5 percent in January. For the 12 months ended in February, prices for final demand less foods, energy, and trade services advanced 4.4 percent.

Final demand

Final demand goods: The index for final demand goods fell 0.2 percent in February following a 1.2-percent advance in January. A 2.2-percent decline in prices for final demand foods was a major factor in the February decrease. The index for final demand energy moved down 0.2 percent. In contrast, prices for final demand goods less foods and energy rose 0.3 percent.

Product detail: Over 80 percent of the February decline in the index for final demand goods can be attributed to a 36.1-percent drop in prices for chicken eggs. The indexes for residential natural gas, fresh and dry vegetables, diesel fuel, home heating oil, and primary basic organic chemicals also fell. Conversely, prices for iron and steel scrap advanced 10.6 percent. The indexes for gasoline and for sugar and confectionery products also increased. (See table 2.)

Final demand services: The index for final demand services inched down 0.1 percent in February, the same as in January. Leading the February decline, margins for final demand trade services fell 0.8 percent. (Trade indexes measure changes in margins received by wholesalers and retailers.) Prices for final demand transportation and warehousing services decreased 1.1 percent. In contrast, the index for final demand services less trade, transportation, and warehousing advanced 0.3 percent.

Product detail: A major factor in the February decrease in prices for final demand services was margins for machinery and vehicle wholesaling, which fell 3.9 percent. The indexes for chemicals and allied products wholesaling, automobiles and automobile parts retailing, guestroom rental, and airline passenger services also declined. Conversely, prices for outpatient care (partial) rose 0.5 percent. The indexes for food

and alcohol retailing; securities brokerage, dealing, investment advice, and related services; and loan services (partial) also increased.

Intermediate Demand by Commodity Type

Within intermediate demand in February, prices for processed goods fell 0.4 percent, the index for unprocessed goods declined 3.8 percent, and prices for services increased 0.3 percent. (See tables B and C.)

Processed goods for intermediate demand: Prices for processed goods for intermediate demand moved down 0.4 percent in February following a 1.1-percent increase in January. Over three-quarters of the decrease can be traced to the index for processed energy goods, which fell 1.6 percent. Prices for processed foods and feeds declined 1.9 percent. In contrast, the index for processed materials less foods and energy advanced 0.1 percent. For the 12 months ended in February, prices for processed goods for intermediate demand rose 2.1 percent.

Product detail: Over half of the February decline in the index for processed goods for intermediate demand can be attributed to prices for diesel fuel, which fell 4.7 percent. The indexes for industrial electric power, primary basic organic chemicals, agricultural chemicals and chemical products, commercial natural gas, and steel pipe and tube also moved lower. Conversely, prices for thermoplastic resins and materials rose 1.8 percent. The indexes for gasoline and for sugar and confectionery products also moved higher.

Unprocessed goods for intermediate demand: The index for unprocessed goods for intermediate demand fell 3.8 percent in February following a 6.3-percent decrease in January. Leading the February decline, prices for unprocessed energy materials moved down 9.1 percent. The index for unprocessed foodstuffs and feedstuffs fell 1.1 percent. In contrast, prices for unprocessed nonfood materials less energy advanced 1.2 percent. For the 12 months ended in February, the index for unprocessed goods for intermediate demand decreased 10.9 percent, the first 12-month decline since October 2020.

Product detail: A major factor in the decrease in prices for unprocessed goods for intermediate demand was the index for natural gas, which dropped 41.4 percent. Prices for ungraded chicken eggs, raw milk, fresh fruits and melons, fresh vegetables (except potatoes), and slaughter cattle also declined. Conversely, the index for iron and steel scrap increased 10.6 percent. Prices for crude petroleum and for slaughter chickens also advanced.

Chart 1. One-month percent changes in selected PPI final demand price indexes, seasonally adjusted

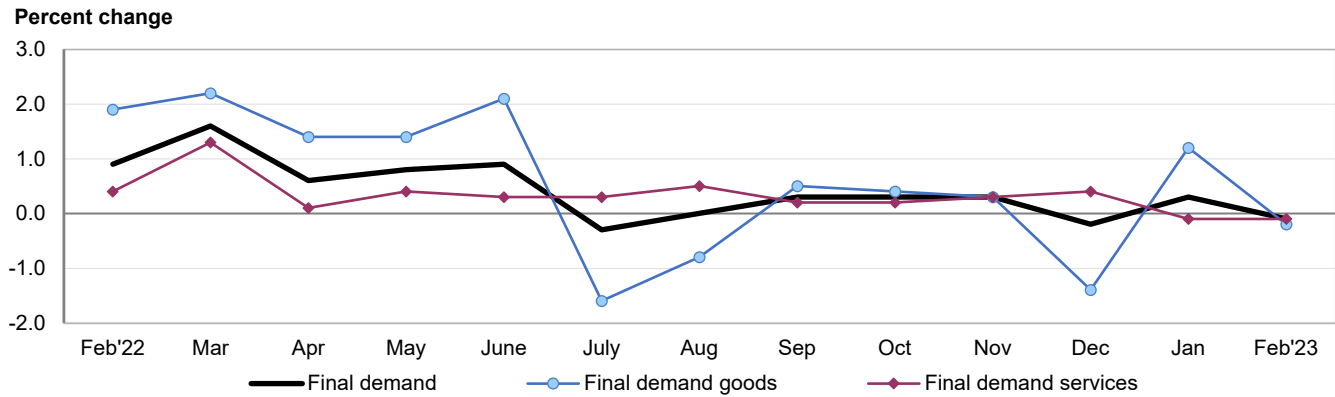


Chart 2. Twelve-month percent changes in selected PPI final demand price indexes, not seasonally adjusted

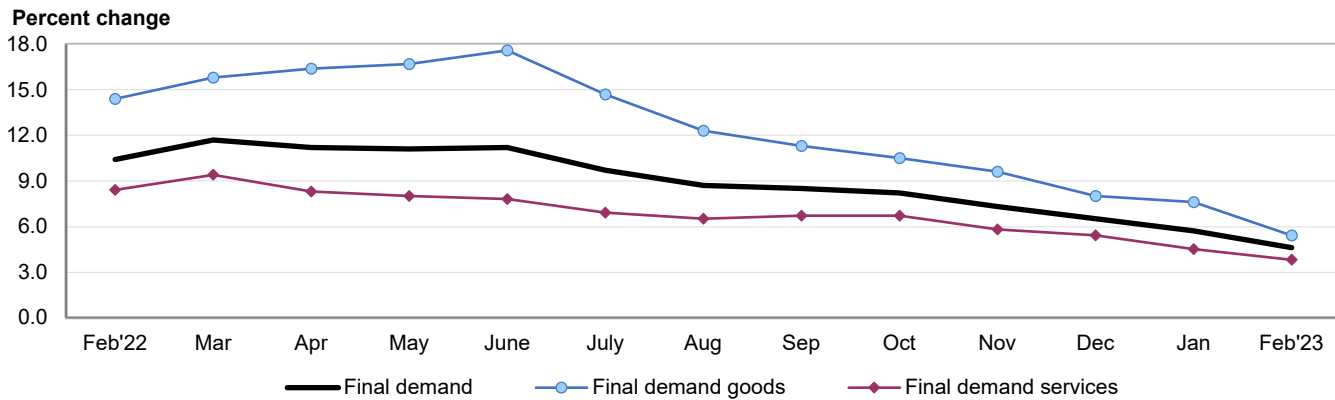


Table A. Monthly and 12-month percent changes in selected final demand price indexes, seasonally adjusted

Month	Total final demand	Final demand less foods, energy, and trade	Final demand goods				Final demand services				Change in final demand from 12 months ago (unadj.)	Change in final demand less foods, energy, and trade from 12 mo. ago (unadj.)
			Total	Foods	Energy	Less foods and energy	Total	Trade	Transportation and warehousing	Other		
2022												
Feb...	0.9	0.2	1.9	1.8	5.4	0.8	0.4	1.6	1.7	-0.3	10.4	6.7
Mar...	1.6	0.9	2.2	2.3	5.7	1.0	1.3	2.3	5.7	0.3	11.7	7.1
Apr....	0.6	0.5	1.4	1.6	1.9	1.2	0.1	0.2	2.0	-0.2	11.2	6.8
May. ...	0.8	0.5	1.4	0.7	4.0	0.7	0.4	0.6	2.5	0.1	11.1	6.8
June...	0.9	0.3	2.1	-0.1	8.4	0.5	0.3	0.5	0.8	0.1	11.2	6.4
July....	-0.3	0.2	-1.6	1.3	-8.3	0.2	0.3	0.8	-0.3	0.1	9.7	5.8
Aug....	0.0	0.2	-0.8	-0.2	-4.4	0.2	0.5	1.0	-1.1	0.4	8.7	5.6
Sept...	0.3	0.3	0.5	1.5	1.0	0.0	0.2	-0.3	-0.2	0.5	8.5	5.6
Oct. ¹ ...	0.3	0.2	0.4	0.7	1.5	0.0	0.2	0.2	0.0	0.2	8.2	5.5
Nov. ¹ ..	0.3	0.4	0.3	3.3	-2.2	0.3	0.3	0.2	-0.5	0.5	7.3	4.9
Dec. ¹ ..	-0.2	0.2	-1.4	-0.9	-6.3	0.1	0.4	0.7	0.2	0.3	6.5	4.7
2023												
Jan. ¹ ..	0.3	0.5	1.2	-1.2	5.2	0.6	-0.1	-1.1	-1.2	0.6	5.7	4.4
Feb....	-0.1	0.2	-0.2	-2.2	-0.2	0.3	-0.1	-0.8	-1.1	0.3	4.6	4.4

¹ Some of the figures shown above and elsewhere in this release may differ from those previously reported because data for October 2022 through January 2023 have been revised to reflect the availability of late reports and corrections by respondents.

Table B. Monthly and 12-month percent changes in selected intermediate demand price indexes for goods by commodity type, seasonally adjusted

Month	Processed goods for intermediate demand					Unprocessed goods for intermediate demand				
	Total	Foods and feeds	Energy goods	Less foods and energy	Total, change from 12 months ago (unadj.)	Total	Food-stuffs and feed-stuffs	Energy materials	Nonfood materials less energy	Total, change from 12 months ago (unadj.)
2022										
Feb.....	1.4	2.0	4.9	0.3	23.3	9.6	4.0	18.2	2.3	33.5
Mar.....	2.1	2.0	6.6	0.9	22.1	2.4	7.3	-4.3	8.4	43.3
Apr.....	2.0	3.2	4.2	1.2	22.0	5.8	3.8	9.3	2.8	50.1
May.....	2.2	1.2	4.4	1.7	21.6	5.4	0.3	14.6	-4.2	46.4
June.....	1.9	0.1	8.4	0.1	21.9	4.8	-0.7	11.1	-1.8	50.3
July.....	-2.1	0.5	-8.0	-0.4	17.2	-8.8	-1.1	-14.2	-5.9	32.5
Aug.....	-1.2	-0.2	-3.7	-0.6	14.3	4.8	-0.9	10.9	0.5	36.9
Sept.....	-0.1	-0.1	2.0	-0.8	12.9	-3.1	1.3	-6.6	-0.6	29.2
Oct. ¹	-0.2	-0.2	1.5	-0.8	10.1	-9.7	-0.7	-18.1	-4.1	9.3
Nov. ¹	-0.5	0.8	-1.8	-0.2	7.6	-3.1	0.0	-6.7	-0.7	3.5
Dec. ¹	-2.5	-0.6	-9.9	-0.3	4.9	1.6	-0.2	5.0	-1.3	10.7
2023										
Jan. ¹	1.1	0.2	5.3	0.1	4.0	-6.3	-5.6	-11.0	1.6	1.1
Feb.....	-0.4	-1.9	-1.6	0.1	2.1	-3.8	-1.1	-9.1	1.2	-10.9

¹ Some of the figures shown above and elsewhere in this release may differ from those previously reported because data for October 2022 through January 2023 have been revised to reflect the availability of late reports and corrections by respondents.

Services for intermediate demand: The index for services for intermediate demand moved up 0.3 percent in February following a 0.7-percent increase in January. The February advance can be traced to a 0.6-percent rise in prices for services less trade, transportation, and warehousing for intermediate demand. In contrast, the indexes for trade services for intermediate demand and for transportation and warehousing services for intermediate demand fell 0.7 percent and 0.2 percent, respectively. For the 12 months ended in February, prices for services for intermediate demand increased 6.0 percent.

Product detail: Leading the advance in the index for services for intermediate demand, prices for loan services (partial) rose 8.3 percent. The indexes for securities brokerage, dealing, investment advice, and related services; legal services; staffing services; warehousing, storage, and related services; and gross rents for office buildings also moved higher. Conversely, margins for chemicals and allied products wholesaling decreased 5.7 percent. Prices for gross rents for retail properties and for arrangement of freight and cargo transportation also declined.

Table C. Monthly and 12-month percent changes in selected intermediate demand price indexes for services by commodity type, seasonally adjusted

Month	Services for intermediate demand				Total, change from 12 months ago (unadj.)
	Total	Trade	Transportation and warehousing	Other	
2022					
Feb.....	0.3	1.1	0.6	-0.1	7.8
Mar.....	1.2	4.2	2.0	0.0	8.4
Apr.....	0.8	1.0	1.7	0.6	8.0
May.....	0.6	0.8	0.5	0.5	7.9
June.....	-0.3	-0.5	0.1	-0.3	6.3
July.....	0.3	0.2	1.1	0.1	5.9
Aug.....	0.6	-0.9	-0.3	1.3	6.0
Sept.....	0.5	0.1	-0.4	0.8	6.2
Oct. ¹	0.4	0.0	0.6	0.5	6.7
Nov. ¹	0.8	0.9	-1.3	1.2	6.9
Dec. ¹	0.0	-1.2	0.3	0.4	6.0
2023					
Jan. ¹	0.7	0.1	0.0	1.1	6.1
Feb.....	0.3	-0.7	-0.2	0.6	6.0

¹ Some of the figures shown above and elsewhere in this release may differ from those previously reported because data for October 2022 through January 2023 have been revised to reflect the availability of late reports and corrections by respondents.

Intermediate Demand by Production Flow

Stage 4 intermediate demand: The index for stage 4 intermediate demand was unchanged in February after increasing 0.9 percent in January. In February, prices for total services inputs to stage 4 intermediate demand edged up 0.1 percent, while the index for total goods inputs was unchanged. (See table D.) Advances in prices for loan services (partial); securities brokerage, dealing, investment advice, and related services; gasoline; warehousing, storage, and related services; and gross rents for office buildings offset decreases in the indexes for gross rents for retail properties, chemicals and allied products wholesaling, industrial electric power, machinery and equipment parts and supplies wholesaling, and diesel fuel. For the 12 months ended in February, prices for stage 4 intermediate demand moved up 4.8 percent.

Stage 3 intermediate demand: The index for stage 3 intermediate demand decreased 0.2 percent in February after inching up 0.1 percent in January. In February, prices for total goods inputs to stage 3 intermediate demand declined 0.7 percent. In contrast, the index for total services inputs rose 0.2 percent. Falling prices for raw milk, television advertising time sales, diesel fuel, ungraded chicken eggs, gross rents for retail properties, and primary basic organic chemicals outweighed increases in the indexes for loan services (partial), slaughter chickens, and staffing services. For the 12 months ended in February, prices for stage 3 intermediate demand advanced 2.3 percent.

Stage 2 intermediate demand: Prices for stage 2 intermediate demand fell 1.0 percent in February following a 1.9-percent decline in January. In February, the index for total goods inputs to stage 2 intermediate demand dropped 3.7 percent. Conversely, prices for total services inputs moved up 1.2 percent. Decreases in the indexes for natural gas, chemicals and allied products wholesaling, deposit services (partial), primary basic organic chemicals, food wholesaling, and arrangement of freight and cargo transportation outweighed rising prices for loan services (partial), crude petroleum, and iron and steel scrap. For the 12 months ended in February, the index for stage 2 intermediate demand moved down 1.0 percent, the first 12-month decline since October 2020.

Stage 1 intermediate demand: Prices for stage 1 intermediate demand decreased 0.4 percent in February after rising 0.7 percent in January. In February, the index for total goods inputs to stage 1 intermediate demand moved down 0.6 percent, and prices for total services inputs fell 0.3 percent. Declines in the indexes for diesel fuel, gross rents for retail properties, chemicals and allied products wholesaling, primary basic organic chemicals, industrial electric power, and agricultural chemicals and chemical products outweighed increases in prices for securities brokerage, dealing, and investment advice; iron and steel scrap; and gasoline. For the 12 months ended in February, the index for stage 1 intermediate demand advanced 3.6 percent.

Table D. Monthly percent changes in selected intermediate demand price indexes by production flow, seasonally adjusted

Month	Stage 4 intermediate demand			Stage 3 intermediate demand			Stage 2 intermediate demand			Stage 1 intermediate demand		
	Total	Goods inputs	Ser-vices inputs	Total	Goods inputs	Ser-vices inputs	Total	Goods inputs	Ser-vices inputs	Total	Goods inputs	Ser-vices inputs
2022												
Feb.....	0.6	1.2	0.1	1.2	2.1	0.2	4.4	8.4	0.5	0.8	1.5	0.1
Mar.....	1.1	1.4	0.8	3.0	4.4	1.5	0.6	0.0	1.3	2.6	3.1	2.0
Apr.....	1.0	1.2	0.7	2.3	3.3	1.3	2.9	5.1	0.7	1.6	2.4	0.8
May.....	0.9	1.4	0.5	1.7	2.5	0.7	3.6	6.6	0.3	1.5	2.1	0.8
June.....	0.3	1.0	-0.3	0.5	1.4	-0.5	2.9	5.3	0.1	1.0	2.4	-0.6
July.....	-0.4	-0.8	0.0	-1.2	-2.6	0.4	-4.1	-8.2	0.9	-1.6	-2.8	-0.3
Aug.....	0.3	0.0	0.6	-1.3	-2.6	0.1	3.0	4.8	1.2	-0.4	-1.2	0.5
Sept.....	0.4	0.1	0.7	0.0	-0.1	0.1	-1.9	-4.0	0.3	0.3	0.3	0.2
Oct. ¹	0.1	-0.1	0.2	-0.1	-0.6	0.5	-4.7	-9.8	0.8	0.1	-0.2	0.4
Nov. ¹	0.4	-0.1	1.0	-0.4	-1.1	0.3	-1.0	-2.9	0.8	0.1	-0.6	0.9
Dec. ¹	-0.3	-0.7	0.0	-1.9	-3.8	0.1	1.1	1.6	0.6	-1.7	-2.9	-0.4
2023												
Jan. ¹	0.9	0.8	1.0	0.1	-0.4	0.5	-1.9	-4.9	0.8	0.7	0.9	0.5
Feb.....	0.0	0.0	0.1	-0.2	-0.7	0.2	-1.0	-3.7	1.2	-0.4	-0.6	-0.3

¹ Some of the figures shown above and elsewhere in this release may differ from those previously reported because data for October 2022 through January 2023 have been revised to reflect the availability of late reports and corrections by respondents.

Chart 1. The Final Demand Index and its component indexes, January 2019 through February 2023, 12-month percentage changes

Percent change

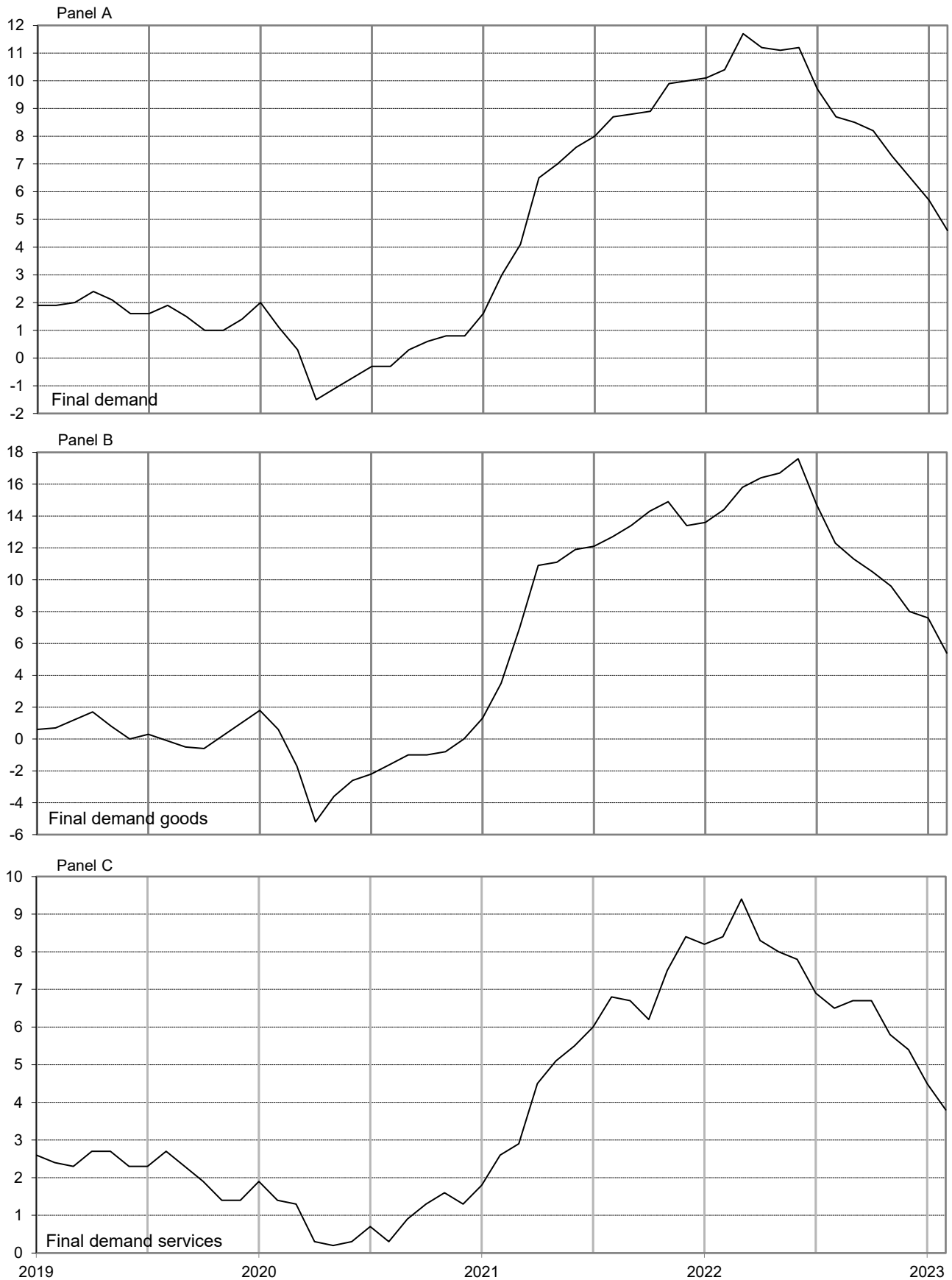


Chart 2. The Processed Goods for Intermediate Demand Index and its component indexes, January 2019 through February 2023, 12-month percentage changes

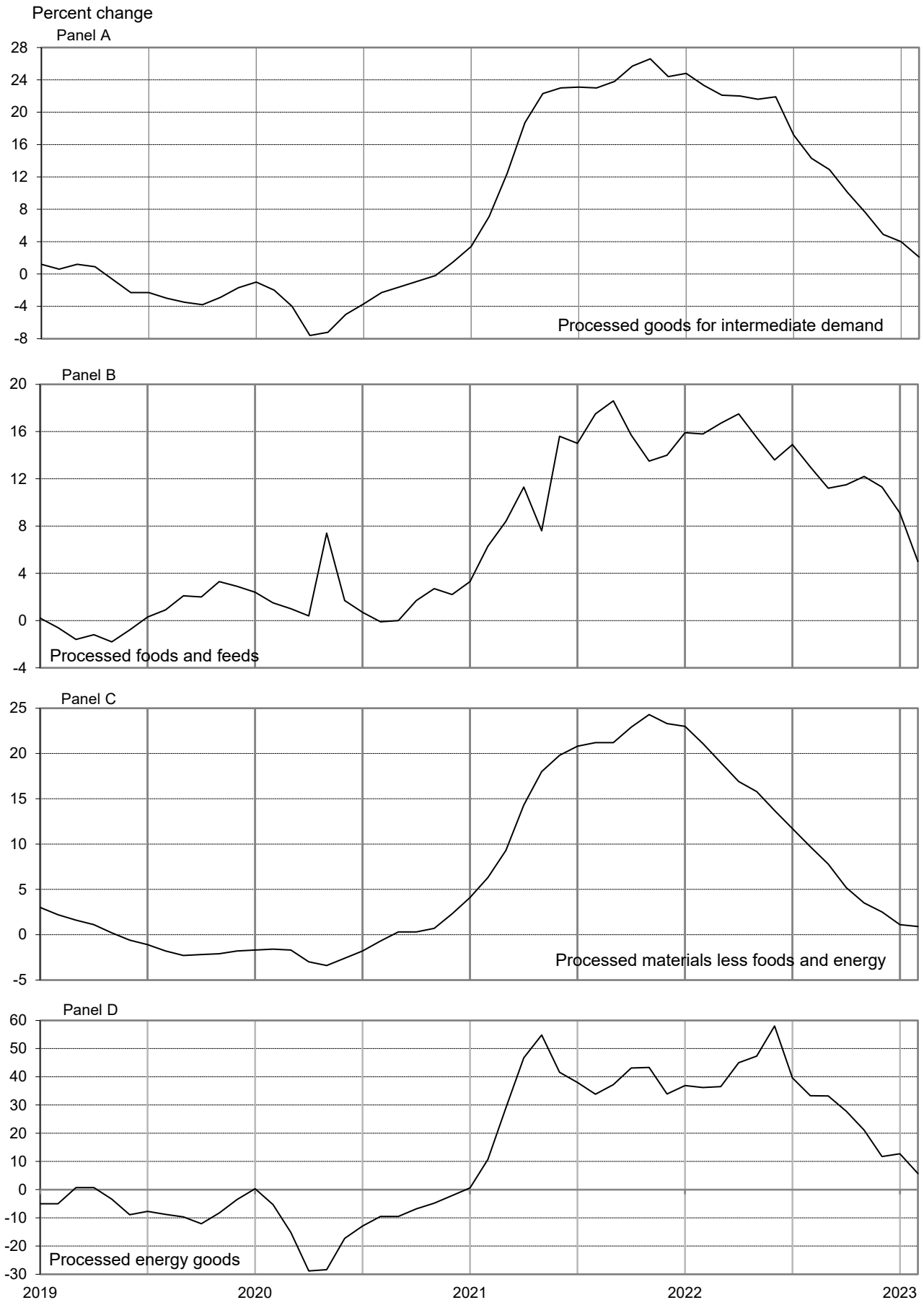


Chart 3. The Unprocessed Goods for Intermediate Demand Index and its component indexes, January 2019 through February 2023, 12-month percentage changes

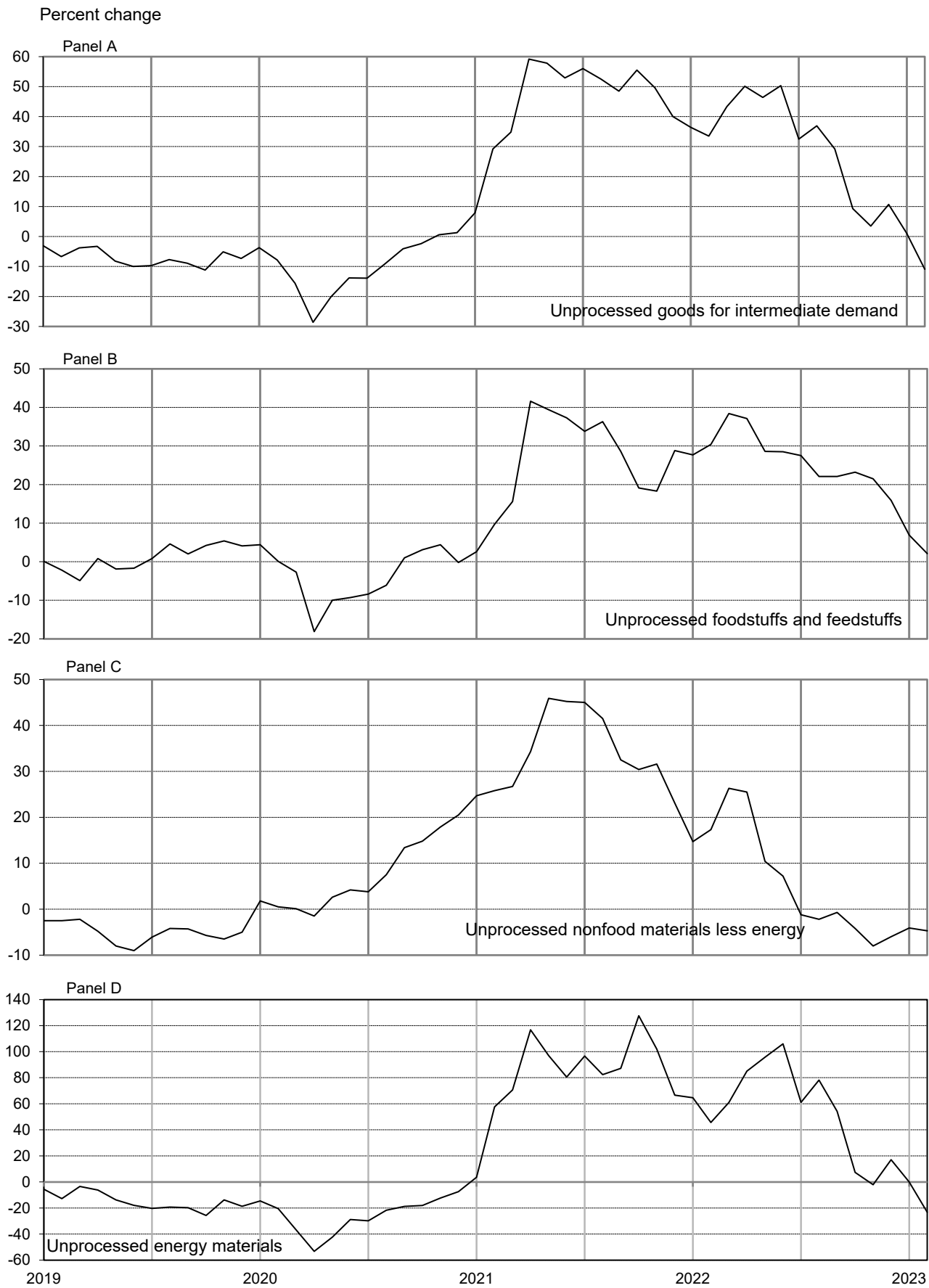
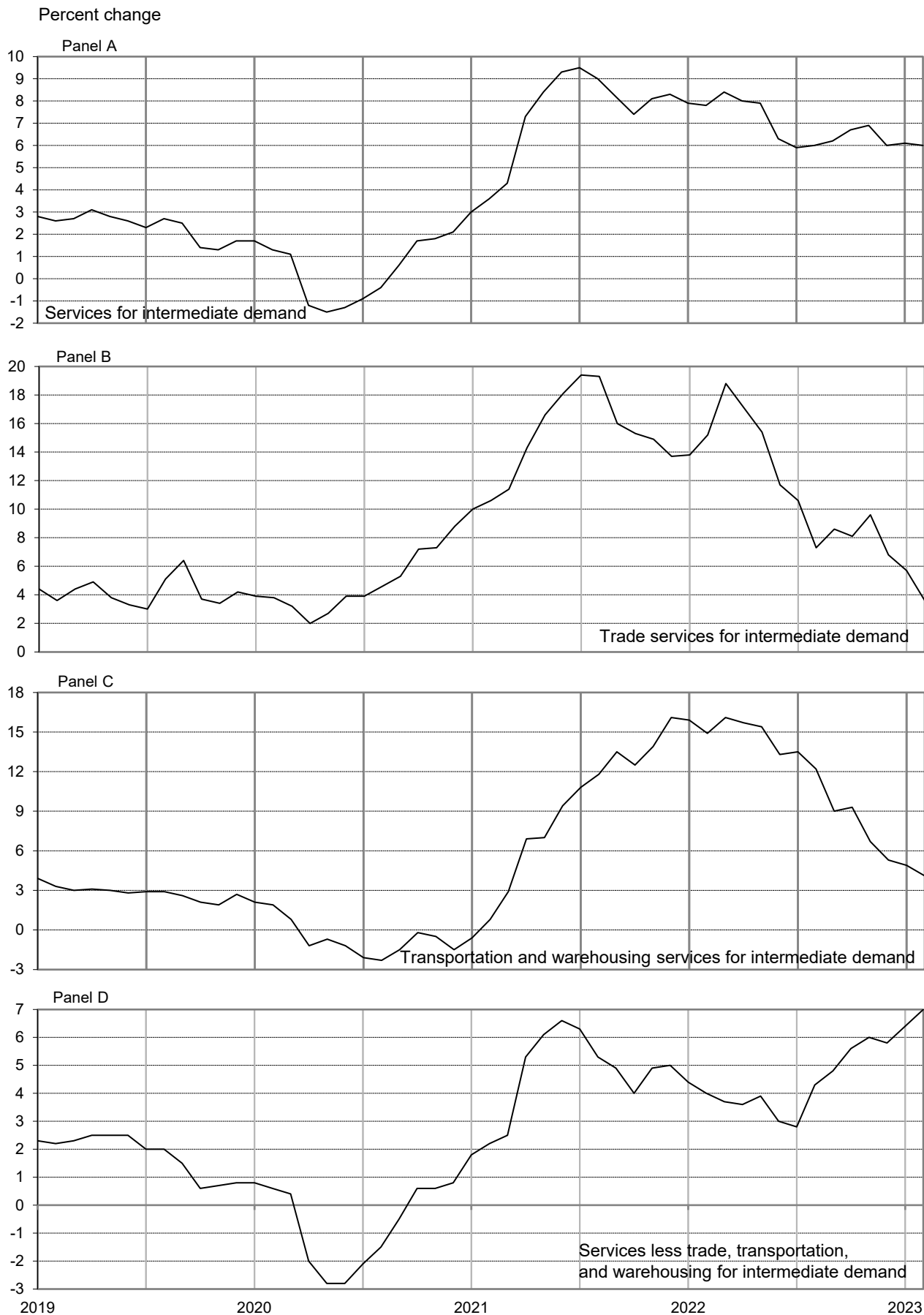


Chart 4. The Services for Intermediate Demand Index and its component indexes, January 2019 through February 2023, 12-month percentage changes



Source: U.S. Bureau of Labor Statistics, Producer Price Index Program

Table 1. Producer price index percentage changes and weights for Final Demand-Intermediate Demand groupings, seasonally adjusted
[February 2023]

Grouping	Commodity code		Relative Importance Dec. 2022 ¹	Unadjusted 12-month percent change ² Feb. 2022 to Feb. 2023 ^P	Seasonally adjusted 1-month percent change ²				
	Group code	Item code			Sept. to Oct.	Oct. to Nov. ^P	Nov. to Dec. ^P	Dec. to Jan. ^P	Jan. to Feb. ^P
Final Demand									
Final demand.....	FD	4	100.000	4.6	0.3	0.3	-0.2	0.3	-0.1
Final demand goods.....	FD	41	30.721	5.4	0.4	0.3	-1.4	1.2	-0.2
Final demand foods.....	FD	411	5.953	6.9	0.7	3.3	-0.9	-1.2	-2.2
Finished consumer foods ³	FD	4111	4.521	7.7	1.2	3.7	-0.8	-1.2	-2.5
Finished consumer foods, crude.....	FD	41113	0.606	15.6	16.1	21.7	-0.9	-16.6	-18.7
Finished consumer foods, processed.....	FD	41112	3.915	6.2	-0.6	1.1	-0.8	1.2	-0.5
Government purchased foods.....	FD	4112	0.408	4.0	-0.1	1.1	-0.2	0.0	-1.2
Foods for export.....	FD	4113	1.024	4.4	-1.5	2.2	-1.4	-1.9	-1.2
Final demand energy.....	FD	412	5.845	5.1	1.5	-2.2	-6.3	5.2	-0.2
Finished consumer energy goods ³	FD	4121	4.458	4.3	1.7	-2.3	-4.5	5.2	0.4
Government purchased energy.....	FD	4122	0.933	10.2	2.2	-2.0	-12.7	7.3	-2.3
Energy for export.....	FD	4123	0.454	3.8	-1.1	-1.4	-11.9	1.0	-2.6
Final demand goods less foods and energy.....	FD	413	18.922	5.2	0.0	0.3	0.1	0.6	0.3
Finished goods less foods and energy ³	FD	4131	10.796	6.8	0.3	0.5	0.2	0.7	0.4
Finished consumer goods less foods and energy.....	FD	41311	5.749	6.5	0.2	0.6	0.1	0.6	0.5
Nondurable consumer goods less foods and energy.....	FD	413111	3.454	7.2	0.3	0.7	0.1	0.7	0.7
Durable consumer goods.....	FD	413112	2.295	5.3	0.1	0.4	0.3	0.5	0.2
Private capital equipment.....	FD	41312	5.047	7.1	0.4	0.4	0.3	0.8	0.2
Private capital equipment for manufacturing industries.....	FD	413121	1.225	8.5	0.4	0.5	0.3	0.8	0.3
Private capital equipment for nonmanufacturing industries.....	FD	413122	3.822	6.7	0.4	0.3	0.3	0.7	0.2
Government purchased goods, excluding foods and energy.....	FD	4132	1.972	5.0	0.0	0.1	0.2	0.3	0.0
Government purchased goods excluding foods, energy, and capital equipment.....	FD	41321	1.163	5.7	-0.1	0.0	0.2	0.4	-0.1
Government purchased capital equipment.....	FD	41322	0.809	3.9	0.1	0.2	0.2	0.2	0.2
Goods for export, excluding foods and energy.....	FD	4133	6.154	2.4	-0.5	0.0	-0.1	0.5	0.4
Final demand services.....	FD	42	66.603	3.8	0.2	0.3	0.4	-0.1	-0.1
Final demand trade services ⁴	FD	423	19.642	4.2	0.2	0.2	0.7	-1.1	-0.8
Trade of finished goods ³	FD	4231	16.988	4.2	0.3	0.0	0.8	-1.2	-0.6
Trade of personal consumption goods.....	FD	42311	13.855	5.0	0.5	-0.3	0.5	-1.0	-0.2
Trade of private capital equipment.....	FD	42312	3.133	0.5	-0.9	1.2	1.9	-2.2	-2.5
Trade of government purchased goods.....	FD	4232	0.746	5.2	-0.3	1.3	0.8	-1.5	-1.1
Trade of government purchased goods, excluding capital equipment.....	FD	42321	0.463	6.8	-0.1	1.1	-1.0	-0.9	0.0
Trade of government purchased capital equipment.....	FD	42322	0.283	2.7	-0.6	1.8	3.7	-2.4	-2.9
Trade of exports.....	FD	4233	1.908	3.8	-0.2	1.2	0.2	-0.3	-1.8
Final demand transportation and warehousing services.....	FD	422	5.218	6.9	0.0	-0.5	0.2	-1.2	-1.1
Transportation of passengers for final demand.....	FD	4221	1.282	22.2	1.9	-3.6	3.6	2.4	-2.6
Transportation of private passengers.....	FD	42211	0.865	22.2	1.9	-3.6	3.6	2.4	-2.5
Transportation of government passengers.....	FD	42212	0.103	21.9	1.9	-3.5	3.6	2.3	-2.5
Transportation of passengers for export.....	FD	42213	0.314	22.5	2.0	-3.6	3.7	2.4	-2.6
Transportation and warehousing of goods for final demand.....	FD	4222	3.936	2.2	-0.7	0.7	-1.0	-2.3	-0.7
Transportation and warehousing of finished goods ³	FD	42221	2.565	1.7	-0.7	0.7	-1.1	-2.5	-0.7
Transportation and warehousing of personal consumption goods.....	FD	422211	2.062	1.8	-0.7	0.7	-1.1	-2.4	-0.7
Transportation and warehousing of private capital equipment.....	FD	422212	0.503	1.1	-0.9	0.7	-1.1	-2.9	-0.8
Transportation and warehousing of government purchased goods.....	FD	42222	0.233	3.8	-0.6	0.5	-0.6	-1.7	-0.4
Transportation and warehousing of exports.....	FD	42223	1.138	2.9	-0.6	0.7	-1.0	-1.9	-0.5
Final demand services less trade, transportation, and warehousing.....	FD	421	41.742	3.3	0.2	0.5	0.3	0.6	0.3
Finished services less trade, transportation, and warehousing ³	FD	4211	36.483	3.1	0.2	0.4	0.3	0.5	0.3
Finished consumer services less trade, transportation, and warehousing.....	FD	42111	32.129	3.0	0.2	0.5	0.3	0.5	0.3
Private capital investment services less trade, transportation, and warehousing.....	FD	42112	4.354	3.9	-0.1	-0.1	0.2	0.2	-0.1
Government purchased services less trade, transportation, and warehousing.....	FD	4212	2.674	2.3	0.1	0.3	0.1	0.8	0.1
Gov. purchased services less trade, transportation, and warehousing, excl. capital investment.....	FD	42121	2.515	2.3	0.1	0.4	0.1	0.8	0.1
Government purchased capital investment services less trade, transportation, and warehousing.....	FD	42122	0.159	1.6	-0.5	-1.0	0.3	1.0	0.4
Services for export less trade, transportation, and warehousing.....	FD	4213	2.585	6.2	0.3	1.4	0.5	1.6	1.3
Final demand construction.....	FD	43	2.676	16.2	2.6	0.1	0.0	1.8	0.1
Construction for private capital investment.....	FD	431	1.861	17.1	2.6	0.1	0.1	1.9	0.1
Construction for government.....	FD	432	0.815	14.5	2.6	0.0	0.0	1.7	0.1
Special Groupings of Final Demand									
Final demand less exports.....	FD	49101	86.423	4.7	0.4	0.3	-0.2	0.3	-0.2
Final demand less government.....	FD	49102	92.116	4.5	0.3	0.3	-0.1	0.3	-0.1

See footnotes at end of table.

Table 1. Producer price index percentage changes and weights for Final Demand-Intermediate Demand groupings, seasonally adjusted — Continued
[February 2023]

Grouping	Commodity code		Relative Importance Dec. 2022 ¹	Unadjusted 12-month percent change ² Feb. 2022 to Feb. 2023 ^P	Seasonally adjusted 1-month percent change ²				
	Group code	Item code			Sept. to Oct.	Oct. to Nov. ^P	Nov. to Dec. ^P	Dec. to Jan. ^P	Jan. to Feb. ^P
Final demand less foods, food and nonalcoholic beverages for immediate consumption, and energy ⁵	FD	49103	87.788	4.4	0.2	0.3	0.3	0.1	0.0
Final demand less foods and energy ⁵	FD	49104	88.202	4.4	0.2	0.3	0.3	0.1	0.0
Final demand less foods and food and nonalcoholic beverages for immediate consumption ⁵	FD	49105	93.633	4.5	0.3	0.1	-0.2	0.5	0.0
Final demand less foods ⁵	FD	49106	94.047	4.4	0.3	0.1	-0.2	0.4	0.0
Final demand less energy.....	FD	49107	94.155	4.6	0.2	0.5	0.3	0.0	-0.1
Final demand less trade services.....	FD	49108	80.358	4.6	0.4	0.4	-0.4	0.7	0.0
Final demand less distributive services ⁶	FD	49109	76.422	4.8	0.4	0.3	-0.4	0.9	0.0
Final demand goods less energy.....	FD	49111	24.875	5.5	0.2	1.0	-0.1	0.2	-0.3
Final demand goods less foods.....	FD	49112	24.767	5.2	0.4	-0.3	-1.5	1.8	0.2
Final demand services less trade services.....	FD	49113	46.960	3.6	0.2	0.4	0.3	0.4	0.2
Final demand distributive services ⁶	FD	49114	23.578	3.9	0.1	0.2	0.5	-1.3	-0.8
Final demand goods plus final demand distributive services ⁶	FD	49115	54.298	4.7	0.3	0.3	-0.6	0.1	-0.5
Final demand less foods, energy, and trade services ⁵	FD	49116	68.560	4.4	0.2	0.4	0.2	0.5	0.2
Private and government purchased capital equipment.....	FD	49117	5.856	6.7	0.4	0.4	0.3	0.7	0.2
Private and government purchased capital investment services.....	FD	49118	8.432	2.5	-0.5	0.6	1.0	-1.0	-1.1
Total private and government purchased capital investment.....	FD	49119	14.288	5.7	0.2	0.4	0.6	0.0	-0.5
Total finished ³	FD	49201	78.537	4.6	0.4	0.3	0.0	0.3	-0.1
Total finished less foods, food and nonalcoholic beverages for immediate consumption, and energy ^{3, 5}	FD	49202	69.149	4.5	0.3	0.3	0.4	0.0	0.0
Total finished less foods and energy ^{3, 5}	FD	49203	69.558	4.4	0.3	0.3	0.4	0.0	0.0
Total finished less foods and food and nonalcoholic beverages for immediate consumption ^{3, 5}	FD	49204	73.607	4.4	0.4	0.1	0.0	0.3	0.0
Total finished less foods ^{3, 5}	FD	49205	74.016	4.4	0.4	0.1	0.0	0.3	0.0
Total finished less energy ³	FD	49206	74.079	4.7	0.3	0.5	0.3	0.0	-0.2
Finished goods ³	FD	49207	19.775	6.4	0.8	0.5	-1.1	1.4	-0.3
Finished goods less energy ³	FD	49208	15.317	6.9	0.6	1.4	-0.1	0.1	-0.5
Finished goods, excluding foods ^{3, 5}	FD	49209	15.254	6.1	0.7	-0.4	-1.2	2.2	0.4
Finished services ³	FD	49210	56.901	3.7	0.2	0.2	0.4	-0.1	-0.1
Private capital investment services.....	FD	49211	7.990	2.5	-0.5	0.5	0.9	-1.0	-1.1
Finished distributive services ^{3, 6}	FD	49212	19.553	3.8	0.2	0.1	0.6	-1.4	-0.7
Finished services less trade services ³	FD	49213	39.913	3.4	0.2	0.4	0.3	0.3	0.1
Finished services less distributive services ^{3, 6}	FD	49214	37.348	3.5	0.3	0.3	0.3	0.5	0.2
Total private capital investment (goods, services, and construction).....	FD	49215	14.898	5.5	0.1	0.4	0.6	0.0	-0.5
Finished goods plus finished distributive services ^{3, 6}	FD	49216	39.328	5.1	0.5	0.3	-0.3	0.0	-0.5
Total exports.....	FD	49301	13.577	3.9	-0.4	0.5	-0.4	0.3	-0.1
Goods for export.....	FD	49302	7.632	2.7	-0.7	0.2	-1.0	0.3	0.0
Services for export.....	FD	49303	5.945	5.6	0.0	1.0	0.3	0.4	-0.2
Total government purchases.....	FD	49401	7.884	5.7	0.5	0.0	-1.6	1.2	-0.5
Government purchased goods.....	FD	49402	3.313	6.3	0.6	-0.4	-3.6	2.3	-0.8
Government purchased services.....	FD	49403	3.756	3.6	0.0	0.5	0.3	0.2	-0.2
Total government purchased capital investment (goods, services, construction).....	FD	49404	2.066	7.2	0.8	0.3	0.7	0.5	-0.2
Government purchases, defense.....	FD	49405	2.342	4.7	0.3	0.0	-1.9	1.3	-0.5
Government purchases, non-defense.....	FD	49406	5.542	6.0	0.6	0.0	-1.5	1.2	-0.5
Personal consumption.....	FD	49501	63.639	4.4	0.5	0.3	-0.2	0.3	0.0
Personal consumption goods (finished consumer goods).....	FD	49502	14.728	6.1	1.0	0.5	-1.6	1.6	-0.4
Personal consumption goods less energy.....	FD	49503	10.270	6.9	0.6	1.9	-0.3	-0.2	-0.9
Personal consumption goods less foods.....	FD	49504	10.207	5.6	0.9	-0.7	-2.0	2.8	0.5
Personal consumption nondurable goods less foods.....	FD	49508	7.912	5.8	1.1	-1.0	-2.5	3.5	0.5
Personal consumption services.....	FD	49505	48.911	3.9	0.3	0.2	0.4	0.0	0.1
Personal consumption less trade services.....	FD	49506	49.784	4.2	0.5	0.5	-0.4	0.7	0.0
Personal consumption less distributive services ⁶	FD	49507	47.722	4.3	0.5	0.4	-0.3	0.8	0.0
Personal consumption less foods and energy.....	FD	49510	54.660	4.2	0.3	0.2	0.3	0.1	0.1
Personal consumption less foods, energy, and trade services ⁴	FD	49511	40.805	3.8	0.2	0.4	0.3	0.4	0.2
Personal consumption less foods, energy, and distributive services ⁶	FD	49512	38.743	4.0	0.3	0.4	0.3	0.6	0.3
Personal consumption goods plus personal consumption distributive services ⁶	FD	49509	30.645	5.3	0.7	0.2	-0.6	0.1	-0.4
Intermediate Demand by Commodity Type									
Processed goods									
Processed goods for intermediate demand.....	ID6	1	100.000	2.1	-0.2	-0.5	-2.5	1.1	-0.4
Materials and components for manufacturing.....	ID6	11	42.988	-1.6	-1.1	-0.3	-0.6	-0.1	-0.1
Materials for manufacturing.....	ID6	111	27.087	-5.3	-1.8	-0.5	-1.0	-0.5	-0.4
Materials for food manufacturing.....	ID6	1111	4.441	4.4	0.2	0.9	-0.7	0.1	-2.1
Materials for nondurable manufacturing.....	ID6	1112	12.298	-2.9	-1.4	-0.8	-0.8	-0.5	-1.3
Materials for durable manufacturing.....	ID6	1113	10.348	-10.7	-3.0	-0.7	-1.4	-0.8	1.5
Components for manufacturing.....	ID6	112	15.901	5.4	0.1	0.2	0.1	0.6	0.3

See footnotes at end of table.

Table 1. Producer price index percentage changes and weights for Final Demand-Intermediate Demand groupings, seasonally adjusted — Continued
[February 2023]

Grouping	Commodity code		Relative Importance Dec. 2022 ¹	Unadjusted 12-month percent change ² Feb. 2022 to Feb. 2023 ^P	Seasonally adjusted 1-month percent change ²				
	Group code	Item code			Sept. to Oct.	Oct. to Nov. ^P	Nov. to Dec. ^P	Dec. to Jan. ^P	Jan. to Feb. ^P
Components for nondurable manufacturing.....	ID6	1121	0.796	5.1	-0.3	0.2	-0.2	0.0	0.4
Components for durable manufacturing.....	ID6	1122	15.105	5.4	0.1	0.2	0.1	0.6	0.3
Materials and components for construction.....	ID6	12	10.365	2.9	-0.1	-0.2	-0.3	0.0	0.0
Materials for construction.....	ID6	121	4.589	-1.2	-0.4	-0.1	-0.7	-0.5	0.2
Components for construction.....	ID6	122	5.776	6.1	0.0	-0.3	0.0	0.5	-0.1
Processed fuels and lubricants for intermediate demand.....	ID6	13	19.623	5.7	1.5	-1.8	-9.9	5.3	-1.6
Processed fuels and lubricants to manufacturing industries.....	ID6	131	4.883	5.8	1.2	-1.7	-5.6	3.0	-4.7
Processed fuels and lubricants to nonmanufacturing industries.....	ID6	132	14.740	5.6	1.6	-1.9	-11.3	6.1	-0.6
Containers for intermediate demand.....	ID6	14	3.112	7.3	0.0	0.2	0.0	-0.1	0.1
Supplies for intermediate demand.....	ID6	15	23.911	5.4	-0.3	0.2	0.0	0.4	-0.3
Supplies to manufacturing industries.....	ID6	151	3.184	3.9	-0.5	-0.2	0.0	-0.1	0.1
Supplies to nonmanufacturing industries.....	ID6	152	20.727	5.6	-0.3	0.3	-0.1	0.5	-0.3
Supplies to nonmanufacturing industries, feeds.....	ID6	1521	2.361	6.6	-1.3	0.2	-0.5	-0.4	-2.4
Supplies to nonmanufacturing industries, other than feeds.....	ID6	1522	18.366	5.6	-0.2	0.3	0.0	0.6	0.0
Unprocessed goods									
Unprocessed goods for intermediate demand.....	ID6	2	100.000	-10.9	-9.7	-3.1	1.6	-6.3	-3.8
Unprocessed foodstuffs and feedstuffs.....	ID6	21	35.620	2.1	-0.7	0.0	-0.2	-5.6	-1.1
Unprocessed nonfood materials.....	ID6	22	64.381	-16.9	-13.7	-4.6	2.5	-6.7	-5.3
Unprocessed nonfood materials except fuel.....	ID6	221	45.037	-8.2	-1.0	-1.6	-7.0	0.1	4.1
Unprocessed nonfood materials except fuel to manufacturing industries.....	ID6	2211	43.152	-9.0	-1.1	-1.6	-7.4	0.0	4.3
Unprocessed nonfood materials except fuel to nonmanufacturing industries.....	ID6	2212	1.885	12.6	0.3	0.2	0.6	3.5	0.4
Unprocessed fuel.....	ID6	222	19.344	-46.1	-30.6	-10.5	22.5	-22.6	-33.7
Unprocessed fuel to manufacturing industries.....	ID6	2221	1.007	-4.1	-11.7	-4.5	0.2	-8.4	-9.5
Unprocessed fuel to nonmanufacturing industries.....	ID6	2222	18.337	-48.3	-31.6	-10.9	24.2	-23.4	-35.3
Services									
Services for intermediate demand.....	ID6	3	100.000	6.0	0.4	0.8	0.0	0.7	0.3
Trade services for intermediate demand ⁴	ID6	33	18.467	3.6	0.0	0.9	-1.2	0.1	-0.7
Trade services for manufacturing industries.....	ID6	331	9.100	4.2	0.0	0.8	-1.3	1.2	-1.1
Trade services for nonmanufacturing industries.....	ID6	332	9.367	3.1	0.0	0.9	-1.1	-1.0	-0.4
Transportation and warehousing services for intermediate demand.....	ID6	32	14.424	4.1	0.6	-1.3	0.3	0.0	-0.2
Transportation of passengers for intermediate demand.....	ID6	321	1.070	21.9	1.9	-3.5	3.6	2.3	-2.5
Transportation of passengers for manufacturing industries.....	ID6	3211	0.127	22.5	2.0	-3.6	3.7	2.4	-2.6
Transportation of passengers for nonmanufacturing industries.....	ID6	3212	0.943	21.8	1.9	-3.5	3.6	2.3	-2.5
Transportation and warehousing of goods for intermediate demand.....	ID6	322	13.354	2.7	0.5	-1.1	0.0	-0.2	0.0
Transportation and warehousing of goods for manufacturing industries.....	ID6	3221	2.932	4.4	-0.6	0.5	-0.8	-1.6	-0.5
Transportation and warehousing of goods for nonmanufacturing industries.....	ID6	3222	10.422	2.3	0.8	-1.5	0.2	0.2	0.1
Services less trade, transportation, and warehousing for intermediate demand.....	ID6	31	67.109	7.0	0.5	1.2	0.4	1.1	0.6
Services less trade, transportation, and warehousing for manufacturing industries.....	ID6	311	2.057	5.4	0.4	0.2	0.2	1.1	0.3
Services less trade, transportation, and warehousing for nonmanufacturing industries.....	ID6	312	65.052	7.1	0.5	1.2	0.4	1.1	0.6
Construction									
Construction for intermediate demand.....	ID6	4	100.000	5.5	0.6	0.1	0.0	0.7	0.4
Special Groupings of Intermediate Demand by Commodity Type									
Processed materials less foods and feeds.....	ID6	9111	90.955	1.9	-0.2	-0.6	-2.6	1.2	-0.3
Processed foods and feeds.....	ID6	9112	9.045	5.0	-0.2	0.8	-0.6	0.2	-1.9
Processed energy goods.....	ID6	9113	19.623	5.7	1.5	-1.8	-9.9	5.3	-1.6
Processed materials less energy.....	ID6	9118	80.377	1.3	-0.7	-0.1	-0.4	0.1	-0.1
Processed materials less foods and energy.....	ID6	9115	71.332	0.9	-0.8	-0.2	-0.3	0.1	0.1
Intermediate distributive services ⁷	ID6	9116	31.821	3.4	0.2	0.2	-0.8	0.0	-0.4
Processed goods plus intermediate distributive services.....	ID6	9117	-	2.5	-0.1	-0.3	-2.0	0.8	-0.4
Unprocessed materials less agricultural products.....	ID6	9211	58.886	-18.7	-14.7	-4.9	3.5	-7.5	-6.0
Unprocessed energy materials ⁸	ID6	9212	44.011	-23.2	-18.1	-6.7	5.0	-11.0	-9.1
Unprocessed materials less energy.....	ID6	9213	55.989	-0.6	-1.8	-0.3	-0.6	-3.0	-0.2
Unprocessed nonfood materials less energy ⁹	ID6	9216	20.369	-4.7	-4.1	-0.7	-1.3	1.6	1.2
Intermediate Demand by Production Flow									
Stage 4 Intermediate Demand									
Stage 4 intermediate demand.....	ID5	4	100.000	4.8	0.1	0.4	-0.3	0.9	0.0
Inputs to stage 4 goods producers.....	ID5	41	30.323	3.7	-0.2	0.3	-0.5	0.3	-0.1
Goods.....	ID5	411	22.393	3.7	-0.3	0.0	-0.3	0.1	0.1

See footnotes at end of table.

Table 1. Producer price index percentage changes and weights for Final Demand-Intermediate Demand groupings, seasonally adjusted — Continued
[February 2023]

Grouping	Commodity code		Relative Importance Dec. 2022 ¹	Unadjusted 12-month percent change ² Feb. 2022 to Feb. 2023 ^P	Seasonally adjusted 1-month percent change ²				
	Group code	Item code			Sept. to Oct.	Oct. to Nov. ^P	Nov. to Dec. ^P	Dec. to Jan. ^P	Jan. to Feb. ^P
Foods.....	ID5	4111	3.288	6.3	-0.2	0.2	-1.8	0.2	-1.2
Energy.....	ID5	4112	0.202	9.2	6.8	2.5	-0.4	-3.7	-0.3
Goods excluding foods and energy.....	ID5	4113	18.903	3.2	-0.4	-0.1	-0.1	0.1	0.4
Services.....	ID5	412	7.930	3.5	0.1	1.0	-0.9	0.9	-0.9
Trade services.....	ID5	4123	5.937	2.9	0.1	1.2	-1.2	1.0	-1.2
Transportation and warehousing services.....	ID5	4122	0.515	5.6	-0.4	-0.2	0.1	-0.5	-1.1
Transportation of passengers.....	ID5	41221	0.078	22.5	2.0	-3.6	3.7	2.4	-2.6
Transportation and warehousing of goods.....	ID5	41222	0.437	3.1	-0.8	0.5	-0.5	-1.0	-0.8
Services less trade, transportation, and warehousing.....	ID5	4121	1.478	5.0	0.3	0.2	0.2	1.0	0.4
Inputs to stage 4 services producers.....	ID5	42	54.857	6.1	0.2	0.7	0.1	1.3	0.0
Goods.....	ID5	421	13.958	5.8	0.0	-0.2	-0.8	1.8	-0.6
Foods.....	ID5	4211	2.359	0.5	-1.1	1.0	-1.2	0.0	-1.3
Energy.....	ID5	4212	4.105	9.7	0.4	-1.5	-2.1	4.7	-1.3
Goods excluding foods and energy.....	ID5	4213	7.494	5.5	0.2	0.2	0.0	0.6	0.1
Services.....	ID5	422	40.847	6.1	0.3	1.0	0.4	1.2	0.2
Trade services.....	ID5	4223	4.133	5.8	0.1	0.9	-0.9	0.2	-1.0
Transportation and warehousing services.....	ID5	4222	3.688	8.9	0.7	-1.1	1.4	1.2	0.2
Transportation of passengers.....	ID5	42221	0.491	22.3	1.9	-3.6	3.7	2.4	-2.6
Transportation and warehousing of goods.....	ID5	42222	3.197	7.0	0.5	-0.7	1.1	1.1	0.6
Services less trade, transportation, and warehousing.....	ID5	4221	33.026	5.8	0.3	1.3	0.5	1.3	0.4
Construction.....	ID5	423	0.052	5.5	0.6	0.1	0.0	0.7	0.4
Inputs to stage 4 construction producers.....	ID5	43	14.819	2.5	0.2	-0.2	-1.5	0.5	0.2
Goods.....	ID5	431	10.791	2.8	0.3	-0.4	-1.6	0.8	0.2
Energy.....	ID5	4312	0.840	-1.6	3.9	-3.5	-13.8	6.2	1.3
Goods excluding foods and energy.....	ID5	4313	9.951	3.2	-0.1	-0.1	-0.3	0.3	0.1
Services.....	ID5	432	4.028	1.7	-0.1	0.3	-1.2	-0.2	0.0
Trade services.....	ID5	4323	1.737	-0.1	-0.1	0.2	-2.2	0.3	0.0
Transportation and warehousing services.....	ID5	4322	0.722	1.4	-0.8	0.6	-0.9	-2.5	-0.9
Transportation of passengers.....	ID5	43221	0.015	22.4	2.0	-3.6	3.7	2.4	-2.6
Transportation and warehousing of goods.....	ID5	43222	0.707	1.0	-0.9	0.7	-1.1	-2.6	-0.9
Services less trade, transportation, and warehousing.....	ID5	4321	1.569	4.6	0.2	0.3	0.0	0.4	0.3
Stage 3 Intermediate Demand									
Stage 3 intermediate demand.....	ID5	3	100.000	2.3	-0.1	-0.4	-1.9	0.1	-0.2
Inputs to stage 3 goods producers.....	ID5	31	45.396	-1.3	-1.2	-0.8	-1.3	-1.5	-0.5
Goods.....	ID5	311	35.711	-2.7	-1.4	-1.0	-1.4	-2.0	-0.4
Foods.....	ID5	3111	11.819	0.9	-1.0	-0.7	-0.5	-5.4	-1.9
Energy.....	ID5	3112	1.238	-1.9	2.5	-2.0	-16.6	1.2	-2.5
Goods excluding foods and energy.....	ID5	3113	22.654	-4.3	-1.9	-1.1	-0.7	-0.4	0.5
Services.....	ID5	312	9.685	4.9	-0.1	0.2	-1.0	0.5	-0.7
Trade services.....	ID5	3123	5.316	5.3	-0.1	0.0	-1.5	1.7	-0.8
Transportation and warehousing services.....	ID5	3122	3.003	3.9	-0.6	0.4	-0.6	-2.0	-0.9
Transportation of passengers.....	ID5	31221	0.144	22.5	2.0	-3.6	3.7	2.4	-2.6
Transportation and warehousing of goods.....	ID5	31222	2.859	3.1	-0.7	0.7	-0.8	-2.2	-0.8
Services less trade, transportation, and warehousing.....	ID5	3121	1.366	6.4	0.5	0.2	-0.1	1.0	0.4
Inputs to stage 3 services producers.....	ID5	32	53.446	5.9	1.0	-0.1	-2.5	1.5	0.0
Goods.....	ID5	321	10.524	7.4	2.1	-1.3	-11.4	5.1	-1.6
Foods.....	ID5	3211	0.090	8.3	-1.1	0.9	-0.4	2.6	-2.0
Energy.....	ID5	3212	6.519	8.7	3.1	-2.2	-17.0	8.0	-2.4
Goods excluding foods and energy.....	ID5	3213	3.915	5.4	0.0	0.4	0.0	0.3	0.0
Services.....	ID5	322	42.349	5.5	0.6	0.3	0.4	0.6	0.4
Trade services.....	ID5	3223	2.635	11.4	-0.5	1.0	-0.5	-1.7	1.1
Transportation and warehousing services.....	ID5	3222	10.001	0.9	1.4	-2.3	0.4	0.7	0.2
Transportation of passengers.....	ID5	32221	0.021	2.8	-0.1	-0.1	0.2	0.0	-0.1
Transportation and warehousing of goods.....	ID5	32222	9.980	0.9	1.4	-2.3	0.4	0.7	0.2
Services less trade, transportation, and warehousing.....	ID5	3221	29.713	6.5	0.5	1.1	0.6	0.8	0.4
Construction.....	ID5	323	0.573	5.5	0.6	0.1	0.0	0.7	0.4
Inputs to stage 3 construction producers.....	ID5	33	1.157	-5.9	0.3	0.0	-2.5	-0.6	-0.7
Goods.....	ID5	331	0.569	-2.2	-0.5	-0.6	-0.7	-0.4	-0.1
Goods excluding foods and energy.....	ID5	3313	0.569	-2.2	-0.5	-0.6	-0.7	-0.4	-0.1
Services.....	ID5	332	0.588	-8.4	1.0	0.5	-3.8	-0.5	-1.2
Trade services.....	ID5	3323	0.543	-9.2	1.0	0.5	-4.0	-0.6	-1.3
Transportation and warehousing services.....	ID5	3322	0.016	9.0	-0.6	0.2	-0.1	0.3	-0.8
Transportation and warehousing of goods.....	ID5	33222	0.016	9.0	-0.6	0.2	-0.1	0.3	-0.8
Services less trade, transportation, and warehousing.....	ID5	3321	0.029	8.0	0.6	0.1	-0.3	2.1	0.0
Stage 2 Intermediate Demand									

See footnotes at end of table.

Table 1. Producer price index percentage changes and weights for Final Demand-Intermediate Demand groupings, seasonally adjusted — Continued
[February 2023]

Grouping	Commodity code		Relative Importance Dec. 2022 ¹	Unadjusted 12-month percent change ² Feb. 2022 to Feb. 2023 ^P	Seasonally adjusted 1-month percent change ²				
	Group code	Item code			Sept. to Oct.	Oct. to Nov. ^P	Nov. to Dec. ^P	Dec. to Jan. ^P	Jan. to Feb. ^P
Stage 2 intermediate demand.....	ID5	2	100.000	-1.0	-4.7	-1.0	1.1	-1.9	-1.0
Inputs to stage 2 goods producers.....	ID5	21	54.614	-8.5	-8.7	-2.4	1.5	-4.1	-3.1
Goods.....	ID5	211	41.174	-12.8	-10.9	-3.2	1.9	-5.5	-4.2
Foods.....	ID5	2111	4.315	4.4	-3.5	0.8	-0.6	-2.4	-1.0
Energy.....	ID5	2112	21.420	-23.6	-18.0	-6.4	4.3	-10.6	-8.6
Goods excluding foods and energy.....	ID5	2113	15.439	-1.7	-1.9	0.0	-0.3	0.4	0.3
Services.....	ID5	212	13.177	8.6	0.5	0.5	-0.2	0.5	0.1
Trade services.....	ID5	2123	5.199	5.3	0.5	0.4	-0.8	-0.2	-1.4
Transportation and warehousing services.....	ID5	2122	4.453	8.1	0.1	-0.3	-0.3	0.3	0.3
Transportation of passengers.....	ID5	21221	0.167	21.1	1.8	-3.4	3.5	2.3	-2.5
Transportation and warehousing of goods.....	ID5	21222	4.286	7.4	0.0	-0.1	-0.6	0.2	0.4
Services less trade, transportation, and warehousing.....	ID5	2121	3.525	14.4	1.0	1.2	1.0	1.7	2.2
Construction.....	ID5	213	0.263	5.5	0.6	0.1	0.0	0.7	0.4
Inputs to stage 2 services producers.....	ID5	22	45.386	8.7	0.7	0.7	0.6	0.8	1.3
Goods.....	ID5	221	5.020	4.2	-0.2	-0.2	-0.8	0.6	-0.2
Foods.....	ID5	2211	0.055	-1.9	-2.5	-0.8	-1.2	-1.4	-1.7
Energy.....	ID5	2212	0.350	3.5	-0.1	-2.9	-10.8	7.9	-1.3
Goods excluding foods and energy.....	ID5	2213	4.615	4.3	-0.1	0.0	0.0	0.1	-0.1
Services.....	ID5	222	39.489	9.5	0.9	0.8	0.8	0.9	1.5
Trade services.....	ID5	2223	2.263	11.0	-1.2	2.2	4.7	-4.6	-0.5
Transportation and warehousing services.....	ID5	2222	2.842	-10.6	3.0	-6.9	1.1	-1.7	-1.3
Transportation of passengers.....	ID5	22221	0.388	22.3	1.9	-3.6	3.7	2.4	-2.6
Transportation and warehousing of goods.....	ID5	22222	2.454	-14.5	3.2	-7.4	0.6	-2.4	-1.1
Services less trade, transportation, and warehousing.....	ID5	2221	34.384	11.2	0.9	1.5	0.4	1.4	1.9
Construction.....	ID5	223	0.877	5.5	0.6	0.1	0.0	0.7	0.4
Stage 1 Intermediate Demand									
Stage 1 intermediate demand.....	ID5	1	100.000	3.6	0.1	0.1	-1.7	0.7	-0.4
Inputs to stage 1 goods producers.....	ID5	11	33.622	0.2	-1.2	-0.5	-1.5	0.4	-0.5
Goods.....	ID5	111	24.730	-1.4	-1.6	-0.7	-1.6	0.0	-0.4
Foods.....	ID5	1111	3.334	5.3	-3.2	-1.1	-2.2	-0.4	-1.0
Energy.....	ID5	1112	3.858	6.1	-0.2	-0.8	-4.5	2.6	-1.6
Goods excluding foods and energy.....	ID5	1113	17.538	-4.1	-1.7	-0.6	-0.9	-0.5	0.0
Services.....	ID5	112	8.891	4.5	-0.2	0.1	-1.0	1.5	-0.8
Trade services.....	ID5	1123	5.434	4.0	-0.2	0.1	-1.6	2.1	-1.4
Transportation and warehousing services.....	ID5	1122	0.606	15.3	-0.2	-1.0	0.1	0.0	-0.3
Transportation of passengers.....	ID5	11221	0.103	22.5	2.0	-3.6	3.7	2.4	-2.6
Transportation and warehousing of goods.....	ID5	11222	0.503	13.8	-0.5	-0.6	-0.4	-0.5	0.1
Services less trade, transportation, and warehousing.....	ID5	1121	2.851	3.2	0.0	0.4	-0.1	0.7	0.4
Construction.....	ID5	113	0.001	5.5	0.6	0.1	0.0	0.7	0.4
Inputs to stage 1 services producers.....	ID5	12	53.476	6.6	0.8	0.6	-1.6	1.0	-0.4
Goods.....	ID5	121	16.341	7.4	1.3	-0.5	-4.7	2.2	-0.9
Foods.....	ID5	1211	0.115	69.7	20.8	-1.1	8.3	-2.4	-16.2
Energy.....	ID5	1212	5.454	6.1	2.7	-1.7	-12.9	5.3	-2.6
Goods excluding foods and energy.....	ID5	1213	10.772	7.9	0.3	0.3	0.4	0.7	0.1
Services.....	ID5	122	37.132	6.2	0.6	1.2	0.1	0.5	-0.1
Trade services.....	ID5	1223	3.680	8.0	-1.0	1.7	-0.9	-1.0	0.7
Transportation and warehousing services.....	ID5	1222	4.369	10.7	0.8	-1.1	0.9	1.1	-0.9
Transportation of passengers.....	ID5	12221	1.346	22.5	2.0	-3.6	3.7	2.4	-2.6
Transportation and warehousing of goods.....	ID5	12222	3.023	6.0	0.3	0.1	-0.3	0.6	-0.1
Services less trade, transportation, and warehousing.....	ID5	1221	29.083	5.3	0.8	1.4	0.2	0.5	-0.1
Construction.....	ID5	123	0.003	5.5	0.6	0.1	0.0	0.7	0.4
Inputs to stage 1 construction producers.....	ID5	13	12.902	1.4	0.7	0.0	-3.1	0.1	-0.6
Goods.....	ID5	131	9.191	5.7	0.7	-0.2	-3.0	0.8	-0.4
Energy.....	ID5	1312	0.911	6.1	5.8	-1.7	-22.1	6.3	-4.3
Goods excluding foods and energy.....	ID5	1313	8.280	5.6	0.0	0.0	0.0	0.2	0.0
Services.....	ID5	132	3.711	-6.7	0.5	0.5	-3.3	-1.4	-0.8
Trade services.....	ID5	1323	2.767	-7.5	0.8	0.5	-3.6	-0.7	-0.9
Transportation and warehousing services.....	ID5	1322	0.852	0.6	-0.9	0.7	-1.3	-3.3	-0.8
Transportation and warehousing of goods.....	ID5	13222	0.852	0.6	-0.9	0.7	-1.3	-3.3	-0.8
Services less trade, transportation, and warehousing.....	ID5	1321	0.092	7.8	0.4	0.3	0.2	0.6	-0.2
Special Groupings of Intermediate Demand by Production Flow									
Total goods inputs to stage 4 intermediate demand.....	ID5	9411	47.142	4.2	-0.1	-0.1	-0.7	0.8	0.0
Total services inputs to stage 4 intermediate demand.....	ID5	9412	52.805	5.3	0.2	1.0	0.0	1.0	0.1
Total construction inputs to stage 4 intermediate demand.....	ID5	9413	0.052	5.5	0.6	0.1	0.0	0.7	0.4
Total foods inputs to stage 4 intermediate demand.....	ID5	9414	5.647	3.8	-0.6	0.6	-1.5	0.1	-1.2

See footnotes at end of table.

Table 1. Producer price index percentage changes and weights for Final Demand-Intermediate Demand groupings, seasonally adjusted — Continued
[February 2023]

Grouping	Commodity code		Relative Importance Dec. 2022 ¹	Unadjusted 12-month percent change ² Feb. 2022 to Feb. 2023 ^p	Seasonally adjusted 1-month percent change ²				
	Group code	Item code			Sept. to Oct.	Oct. to Nov. ^p	Nov. to Dec. ^p	Dec. to Jan. ^p	Jan. to Feb. ^p
Total energy goods inputs to stage 4 intermediate demand.....	ID5	9415	5.147	7.5	1.3	-1.7	-4.3	4.6	-0.9
Total goods less foods and energy inputs to stage 4 intermediate demand.	ID5	9416	36.348	3.7	-0.2	0.0	-0.1	0.3	0.3
Total goods inputs to stage 3 intermediate demand.....	ID5	9311	46.804	-0.5	-0.6	-1.1	-3.8	-0.4	-0.7
Total services inputs to stage 3 intermediate demand.....	ID5	9312	52.622	5.2	0.5	0.3	0.1	0.5	0.2
Total construction inputs to stage 3 intermediate demand.....	ID5	9313	0.573	5.5	0.6	0.1	0.0	0.7	0.4
Total foods inputs to stage 3 intermediate demand.....	ID5	9314	11.909	0.9	-1.0	-0.7	-0.5	-5.3	-1.9
Total energy goods inputs to stage 3 intermediate demand.....	ID5	9315	7.757	6.8	3.0	-2.1	-16.9	6.9	-2.4
Total goods less foods and energy inputs to stage 3 intermediate demand.	ID5	9316	27.138	-3.0	-1.7	-0.9	-0.6	-0.3	0.4
Total goods inputs to stage 2 intermediate demand.....	ID5	9211	46.194	-11.1	-9.8	-2.9	1.6	-4.9	-3.7
Total services inputs to stage 2 intermediate demand.....	ID5	9212	52.666	9.3	0.8	0.8	0.6	0.8	1.2
Total construction inputs to stage 2 intermediate demand.....	ID5	9213	1.140	5.5	0.6	0.1	0.0	0.7	0.4
Total foods inputs to stage 2 intermediate demand.....	ID5	9214	4.370	4.3	-3.5	0.7	-0.6	-2.4	-1.0
Total energy goods inputs to stage 2 intermediate demand.....	ID5	9215	21.770	-23.2	-17.7	-6.3	4.0	-10.3	-8.4
Total goods less foods and energy inputs to stage 2 intermediate demand.	ID5	9216	20.054	-0.4	-1.5	0.0	-0.2	0.3	0.2
Total goods inputs to stage 1 intermediate demand.....	ID5	9111	50.262	2.7	-0.2	-0.6	-2.9	0.9	-0.6
Total services inputs to stage 1 intermediate demand.....	ID5	9112	49.734	4.6	0.4	0.9	-0.4	0.5	-0.3
Total construction inputs to stage 1 intermediate demand.....	ID5	9117	0.004	5.5	0.6	0.1	0.0	0.7	0.4
Total foods inputs to stage 1 intermediate demand.....	ID5	9114	3.449	6.2	-2.7	-1.1	-1.9	-0.5	-1.5
Total energy goods inputs to stage 1 intermediate demand.....	ID5	9115	10.223	6.0	2.1	-1.4	-11.1	4.3	-2.4
Total goods less foods and energy inputs to stage 1 intermediate demand.	ID5	9116	36.590	1.6	-0.7	-0.2	-0.3	0.0	0.1

¹ Comprehensive relative importance figures are initially computed after the publication of December indexes and are recalculated after final December indexes are available. Individual items and subtotals may not add exactly to totals because of rounding differences.

² All indexes are subject to revision for 4 months after their originally scheduled publication to incorporate late reports and corrections by survey respondents. In addition, seasonally adjusted indexes are subject to change for up to 5 years due to the recalculation of seasonal factors published each January.

³ PPI defines Total finished as including only the personal consumption and private capital investment portions of final demand.

⁴ Trade indexes measure changes in margins received by wholesalers and retailers.

⁵ The PPI definition of foods does not include food and beverages for immediate consumption. PPI defines food and beverages for immediate consumption as the service of preparing meals, snacks, and beverages to customer order for immediate on-premises and off-premises consumption.

⁶ Distributive services include transportation, warehousing, and trade of goods.

⁷ Includes intermediate trade, transportation, and warehousing services.

⁸ Includes crude petroleum.

⁹ Excludes crude petroleum.

^p Preliminary

"-" Data not available.

Table 2. Producer price index percentage changes for selected commodity groupings by Final Demand-Intermediate Demand category, seasonally adjusted
[February 2023]

Grouping	Commodity code		Unadjusted 12-month percent change ¹	Seasonally adjusted 1-month percent change ¹				
	Group code	Item code		Feb. 2022 to Feb. 2023 ^P	Sept. to Oct.	Oct. to Nov. ^P	Nov. to Dec. ^P	Dec. to Jan. ^P
Final Demand								
Final demand.....	FD	4	4.6	0.3	0.3	-0.2	0.3	-0.1
Final demand goods.....	FD	41	5.4	0.4	0.3	-1.4	1.2	-0.2
Final demand foods.....	FD	411	6.9	0.7	3.3	-0.9	-1.2	-2.2
Fresh fruits and melons ²	01	11	3.7	11.5	3.2	-7.8	6.5	-6.4
Fresh and dry vegetables ²	01	13	26.2	22.3	38.2	-9.4	-33.5	-13.6
Grains.....	01	2	7.6	-4.5	-3.2	-4.0	-1.6	0.8
Eggs for fresh use ²	01	7107	38.2	15.0	26.0	24.5	-12.7	-41.3
Oilseeds.....	01	8301	0.5	-7.9	3.2	0.0	-4.9	0.6
Bakery products ²	02	11	9.9	0.2	1.4	0.1	0.3	0.6
Milled rice ²	02	13	21.6	1.4	0.7	2.0	3.3	0.4
Pasta products ²	02	1402	26.7	1.7	0.0	0.0	8.9	1.3
Beef and veal.....	02	2101	-3.5	-2.5	2.9	4.4	7.5	-1.3
Pork.....	02	2104	-2.1	0.2	1.2	-1.9	-2.1	-2.5
Processed young chickens.....	02	2203	-14.1	-7.7	-0.4	-4.3	-3.7	0.1
Processed turkeys ²	02	2206	19.5	-0.7	0.0	-0.3	0.0	-2.2
Finfish and shellfish.....	02	23	-1.3	0.9	-1.9	-1.9	0.7	-1.1
Dairy products.....	02	3	2.1	0.1	-0.2	-0.2	-1.6	-1.2
Processed fruits and vegetables ²	02	4	18.8	0.7	1.7	0.2	1.5	1.0
Confectionery end products ²	02	55	5.7	0.3	0.5	-0.4	-1.1	1.8
Soft drinks ²	02	62	14.7	-0.6	0.3	-1.2	7.6	-1.5
Roasted coffee ²	02	6301	9.2	0.9	0.7	0.4	-0.2	0.0
Shortening and cooking oils ²	02	78	-2.0	-3.5	2.8	-4.2	-2.2	-1.9
Frozen specialty food ²	02	85	11.4	0.0	0.5	0.5	0.8	0.3
Final demand energy.....	FD	412	5.1	1.5	-2.2	-6.3	5.2	-0.2
Liquefied petroleum gas ²	05	32	-38.3	-13.4	1.0	-14.6	-4.1	1.6
Residential electric power.....	05	41	12.6	1.6	-0.2	1.0	1.5	0.6
Residential natural gas.....	05	51	15.5	-3.1	-2.1	2.1	12.2	-9.7
Gasoline.....	05	71	-5.0	3.2	-4.7	-8.7	6.9	4.2
Home heating oil and distillates.....	05	7302	5.7	4.1	-6.3	-5.3	1.3	-13.2
No. 2 diesel fuel.....	05	7303	4.8	6.8	-1.8	-27.5	11.0	-4.7
Final demand goods less foods and energy.....	FD	413	5.2	0.0	0.3	0.1	0.6	0.3
Alcoholic beverages.....	02	61	5.8	1.0	1.0	0.4	0.1	0.0
Pet food ²	02	9402	12.1	0.0	1.3	0.1	0.2	0.1
Women's, girls', and infants' apparel ²	03	8106	0.4	-0.1	0.0	0.0	0.0	0.1
Men's and boys' apparel ²	03	8107	7.2	0.0	0.5	0.0	0.1	0.2
Textile housefurnishings ²	03	82	4.8	2.1	0.0	0.0	0.1	0.0
Footwear.....	04	3	11.5	0.8	0.1	0.2	0.3	1.0
Industrial chemicals.....	06	1	-4.8	-2.0	-1.3	-0.4	-0.3	-2.1
Pharmaceutical preparations.....	06	38	2.5	0.2	0.1	-0.3	0.6	0.5
Soaps and detergents ²	06	71	16.8	3.3	1.3	3.2	1.2	0.2
Cleaning and polishing products ²	06	72	4.5	0.2	0.3	0.0	0.2	0.4
Cosmetics and other toiletries ²	06	75	6.3	0.5	0.1	0.0	1.2	2.0
Tires ²	07	1201	12.7	1.0	0.6	0.6	2.4	0.0
Consumer, institutional, and commercial products, n.e.c. ²	07	2B	8.6	-0.5	0.2	-0.1	0.3	0.3
Sanitary paper products ²	09	1501	13.4	1.3	2.8	-0.4	0.9	0.0
Iron and steel scrap.....	10	12	-8.9	0.5	-1.8	-4.3	2.4	10.6
Agricultural machinery and equipment.....	11	1	9.7	1.5	-0.2	0.1	0.3	-0.3
Construction machinery and equipment ²	11	2	12.0	0.0	0.2	0.0	3.4	0.4
Metal cutting machine tools ²	11	37	3.9	0.3	0.6	0.0	0.3	1.1
Metal forming machine tools.....	11	38	6.6	0.3	-0.1	0.1	-0.2	-0.1
Tools, dies, jigs, fixtures, and industrial molds ²	11	39	7.5	0.6	0.2	0.2	1.3	0.3
Pumps, compressors, and equipment.....	11	41	12.8	1.2	0.8	0.6	1.3	-0.1
Industrial material handling equipment ²	11	44	10.7	0.3	1.6	0.1	1.6	0.6
Electronic computers and computer equipment ²	11	5	3.7	-0.2	0.0	1.0	1.7	0.3
Textile machinery and equipment ²	11	62	0.2	0.0	-0.1	0.0	0.0	0.0
Paper industries machinery ²	11	64	10.3	-0.1	1.9	0.2	1.0	0.0
Printing trades machinery and equipment ²	11	65	1.9	0.6	-0.2	0.0	0.5	-0.1
Transformers and power regulators ²	11	74	19.2	-2.7	0.6	0.4	2.5	0.6
Communication and related equipment.....	11	76	3.2	0.1	0.2	0.3	0.3	-0.1
Electronic components and accessories.....	11	78	1.7	0.8	0.5	0.2	-0.7	-0.4
X-ray and electromedical equipment ²	11	7905	4.6	0.0	0.0	0.1	1.4	0.0
Oil field and gas field machinery ²	11	91	8.0	5.0	0.1	0.0	0.8	0.0
Mining machinery and equipment ²	11	92	13.7	0.0	1.0	0.3	0.5	0.0
Office and store machines and equipment ²	11	93	0.8	0.0	0.0	0.0	0.0	0.0

See footnotes at end of table.

Table 2. Producer price index percentage changes for selected commodity groupings by Final Demand-Intermediate Demand category, seasonally adjusted — Continued
 [February 2023]

Grouping	Commodity code		Unadjusted 12-month percent change ¹	Seasonally adjusted 1-month percent change ¹				
	Group code	Item code		Feb. 2022 to Feb. 2023 ^P	Sept. to Oct.	Oct. to Nov. ^P	Nov. to Dec. ^P	Dec. to Jan. ^P
Household furniture ²	12	1	7.4	-0.4	-0.2	0.5	0.7	0.2
Commercial furniture ²	12	2	9.6	0.3	1.6	0.9	-0.7	0.6
Floor coverings ²	12	3	0.6	0.6	0.8	-1.6	0.5	-0.1
Household appliances ²	12	4	7.4	-0.1	-0.3	0.7	0.0	0.1
Home electronic equipment ²	12	5	6.0	0.2	0.0	0.0	0.4	0.8
Lawn and garden equipment excl. garden tractors ²	12	66	10.7	1.1	0.0	1.4	1.8	-0.1
Passenger cars.....	14	1101	2.3	-1.2	0.2	0.0	0.7	0.2
Light motor trucks.....	14	1105	6.3	0.7	0.4	0.5	0.6	0.2
Heavy motor trucks ²	14	1106	2.4	0.0	0.1	0.0	0.1	0.2
Motor vehicles parts ²	14	12	2.9	-0.1	-0.1	0.1	0.4	-0.1
Truck trailers ²	14	14	2.6	0.2	-0.1	0.1	-1.3	-0.6
Travel trailers and campers ²	14	16	5.0	0.6	0.1	0.0	0.0	0.0
Aircraft.....	14	21	5.2	0.4	0.3	0.4	0.3	0.4
Ships ²	14	31	1.3	0.0	0.0	0.3	0.3	0.0
Railroad equipment ²	14	4	1.2	0.0	0.1	0.0	0.1	0.2
Toys, games, and children's vehicles ²	15	11	1.7	0.9	0.0	0.0	1.1	0.0
Sporting and athletic goods ²	15	12	15.0	0.4	2.4	2.0	0.7	1.2
Cigarettes ²	15	21	13.3	0.0	1.9	0.0	1.7	2.1
Mobile homes ²	15	5	0.0	-0.8	-0.3	0.0	-1.3	-0.6
Medical, surgical & personal aid devices.....	15	6	3.8	0.2	0.0	0.4	0.9	0.1
Jewelry, platinum and karat gold ²	15	9402	8.4	-0.5	3.6	0.7	1.7	-2.3
Costume jewelry and novelties ²	15	9404	4.6	0.0	0.0	0.0	4.1	0.9
Final demand services.....	FD	42	3.8	0.2	0.3	0.4	-0.1	-0.1
Final demand trade services ³	FD	423	4.2	0.2	0.2	0.7	-1.1	-0.8
Machinery and equipment parts and supplies wholesaling ²	57	1102	0.8	-0.2	2.1	-1.1	1.1	-1.5
Machinery and vehicle wholesaling ²	57	1103	2.6	-0.4	1.6	4.6	-3.5	-3.9
Professional and commercial equipment wholesaling ²	57	1104	5.2	-1.5	2.6	1.5	2.3	1.2
Furnishings wholesaling ²	57	2	9.1	1.6	-1.3	0.9	0.1	0.0
Chemicals and allied products wholesaling ²	57	5	7.4	-0.2	-0.4	-1.3	4.2	-5.7
Paper and plastics products wholesaling ²	57	6	16.3	-0.3	0.4	1.6	-2.2	0.3
Apparel wholesaling ²	57	7	12.6	5.1	-1.7	-7.8	4.4	4.9
Food and alcohol wholesaling ²	57	8	5.0	2.3	-0.2	-1.6	-0.5	-1.3
Food and alcohol retailing.....	58	1	17.0	2.7	-0.4	-0.3	-1.1	3.2
Health, beauty, and optical goods retailing ²	58	2	1.7	3.0	-4.1	3.0	4.0	-0.2
Apparel, jewelry, footwear, and accessories retailing.....	58	3	2.2	-1.2	0.1	3.2	1.7	-0.7
Computer hardware, software, and supplies retailing ²	58	4	-23.4	0.8	-6.2	0.6	-1.4	-15.3
TV, video, and photographic equipment and supplies retailing.....	58	5	-26.3	-2.6	12.8	-8.8	-4.2	-1.2
Automobiles retailing (partial).....	58	6101	-21.7	-3.8	-2.2	-4.9	-6.8	-2.4
Automotive parts, including tires, retailing ²	58	6102	16.2	0.4	2.2	0.2	1.4	-1.1
RVs, trailers, and campers retailing ²	58	8	-43.0	-6.3	-15.5	-9.2	16.0	0.7
Sporting goods, including boats, retailing.....	58	9	-0.2	3.2	0.2	-1.4	-2.8	1.3
Lawn, garden, and farm equipment and supplies retailing ²	58	A	14.9	-3.7	0.6	-4.1	0.6	1.5
Furniture retailing ²	58	B	-9.1	-3.6	-1.1	1.1	1.8	0.3
Flooring and floor coverings retailing ²	58	C	1.2	3.7	-0.2	-4.1	7.2	1.0
Hardware, building materials, and supplies retailing.....	58	D	-19.5	2.1	0.3	-6.8	-0.5	-3.7
Major household appliances retailing.....	58	E	9.5	-1.1	-1.7	0.6	0.9	12.2
Fuels and lubricants retailing.....	58	F	19.8	-2.8	3.6	14.8	-11.3	-2.0
Cleaning supplies and paper products retailing ²	58	G	21.4	-1.3	-1.3	-2.0	2.3	7.8
Book retailing ²	58	H	2.9	1.8	0.3	-5.9	5.2	-2.7
Final demand transportation and warehousing services.....	FD	422	6.9	0.0	-0.5	0.2	-1.2	-1.1
Rail transportation of freight and mail ²	30	11	6.6	-0.6	0.6	-0.1	0.7	-1.1
Truck transportation of freight ²	30	12	-0.2	-0.9	0.8	-1.3	-3.4	-0.8
Air transportation of freight ²	30	14	-0.5	-2.6	-2.5	-0.3	-0.1	0.2
Courier, messenger, and U.S. postal services.....	30	16	8.8	0.5	0.5	-0.4	2.2	0.1
Rail transportation of passengers.....	30	21	2.1	-0.1	0.1	0.0	-0.2	0.1
Airline passenger services.....	30	22	22.5	2.0	-3.6	3.7	2.4	-2.6
Final demand services less trade, transportation, and warehousing.....	FD	421	3.3	0.2	0.5	0.3	0.6	0.3
Sales of books.....	33	11	4.1	1.3	-0.1	0.5	-0.6	0.2
Sales and subscriptions of periodicals and newspapers.....	33	12	2.0	-0.1	-3.8	0.4	-0.7	0.5
Application software publishing ²	34	2	2.7	-0.5	-2.9	0.5	1.0	-0.6
Advertising space sales in periodicals, newspapers, directories, and mailing lists ²	36	1	3.8	0.5	-0.3	1.0	1.1	0.6
Residential wired telecommunication services ²	37	11	4.1	0.5	0.1	0.0	0.0	0.2
Wireless telecommunication services.....	37	2	1.8	0.1	-0.1	0.1	0.0	0.3
Cable and satellite subscriber services.....	37	3	9.6	0.8	0.7	2.1	0.3	0.1
Internet access services ²	37	4	-0.2	-0.1	-0.6	-0.1	0.9	0.5

See footnotes at end of table.

Table 2. Producer price index percentage changes for selected commodity groupings by Final Demand-Intermediate Demand category, seasonally adjusted — Continued
[February 2023]

Grouping	Commodity code		Unadjusted 12-month percent change ¹	Seasonally adjusted 1-month percent change ¹				
	Group code	Item code		Feb. 2022 to Feb. 2023 ^P	Sept. to Oct.	Oct. to Nov. ^P	Nov. to Dec. ^P	Dec. to Jan. ^P
Bundled wired telecommunications access services ²	37	5	9.6	1.0	-0.3	-0.2	4.6	-0.2
Consumer loans (partial).....	39	12	8.2	-0.1	3.4	-6.7	1.7	2.6
Deposit services (partial) ²	39	2	7.3	-0.3	-0.9	16.0	-1.9	-2.8
Other credit intermediation, incl. trust services (partial) ²	39	3	-5.5	0.0	-2.5	0.0	0.1	1.7
Securities brokerage, dealing, investment advice, and related services ² ...	40	1	25.3	4.1	11.7	0.4	0.4	3.8
Portfolio management ²	40	2	-9.1	-1.8	1.3	-0.9	4.4	-0.6
Life insurance ²	41	1101	0.3	0.1	0.1	-0.1	-0.4	0.0
Disability insurance, including accidental death ²	41	1102	-0.3	0.0	0.0	0.0	0.0	0.0
Health and medical insurance.....	41	1103	0.9	0.3	0.1	0.2	-0.8	0.3
Property and casualty insurance ²	41	1104	4.6	0.0	0.1	1.1	1.0	0.1
Annuities ²	41	2	-0.2	-0.3	-0.9	0.0	-0.1	0.0
Residential property sales and leases, brokerage fees and commissions..	43	21	1.5	-0.1	-0.2	0.0	-0.4	-1.0
Passenger car rental.....	44	1	1.6	2.6	-2.9	0.1	-1.9	-1.3
Legal services.....	45	1	6.6	0.4	0.4	0.3	1.6	1.1
Tax preparation and planning.....	45	2102	8.8	-0.4	0.3	2.5	-0.1	0.6
Architectural and engineering services.....	45	3	4.2	0.2	0.4	0.1	0.1	0.5
Management, scientific, and technical consulting services.....	45	4	0.1	-0.6	0.0	1.2	1.1	-1.2
Arrangement of flights (partial).....	47	1	14.8	2.6	0.5	-1.1	-0.5	1.1
Arrangement of vehicle rentals and lodging ²	47	2	3.8	1.9	0.7	0.5	0.3	1.3
Arrangement of cruises and tours ²	47	3	7.4	4.6	0.5	6.5	-0.1	-7.8
Physician care.....	51	1101	1.0	0.4	0.1	0.2	-0.5	0.6
Medical laboratory and diagnostic imaging care ²	51	1102	0.0	0.0	-0.2	0.0	0.6	0.0
Home health and hospice care.....	51	1103	1.8	1.3	0.2	0.3	-0.6	0.0
Hospital outpatient care ²	51	1104	1.7	-0.9	0.3	-0.1	1.2	0.0
Dental care.....	51	1105	4.9	-0.1	0.2	0.1	0.5	2.9
Hospital inpatient care.....	51	2101	3.5	0.5	0.4	0.4	0.2	0.2
Nursing home care.....	51	2102	5.7	0.8	0.4	0.2	0.5	0.3
Traveler accommodation services.....	53	11	10.0	3.5	2.4	1.9	-2.5	-2.7
Food and beverages for immediate consumption services (partial) ²	54	1	3.4	-0.3	0.7	-0.4	0.9	0.2
Motor vehicle repair and maintenance (partial).....	55	2	5.2	0.5	0.3	0.3	1.1	-0.2
Membership dues and admissions and recreation facility use fees (partial) ²	56	1	7.7	1.0	1.3	1.1	2.7	0.9
Recreational activity instruction fees (partial) ²	56	2	1.6	0.0	0.0	0.0	0.0	0.0
Gaming receipts (partial) ²	56	3	1.5	-0.2	-4.3	0.3	1.7	0.4
Mining services ²	60	1	10.0	0.2	0.4	0.3	0.6	0.8
Final demand construction.....	FD	43	16.2	2.6	0.1	0.0	1.8	0.1
New warehouse building construction ²	80	1101	12.9	2.0	0.3	-0.2	0.0	-0.4
New school building construction ²	80	1102	16.2	3.3	0.0	-0.1	1.4	0.0
New office building construction ²	80	1103	19.0	2.3	0.1	0.3	3.9	0.2
New industrial building construction ²	80	1104	17.4	2.8	0.2	-0.1	1.1	0.2
New health care building construction ²	80	1105	18.0	3.3	0.1	0.1	1.8	0.3
Intermediate Demand by Commodity Type								
Processed goods for intermediate demand.....	ID6	1	2.1	-0.2	-0.5	-2.5	1.1	-0.4
Processed foods and feeds.....	ID6	9112	5.0	-0.2	0.8	-0.6	0.2	-1.9
Meats.....	02	21	-1.7	-0.8	1.9	1.4	2.0	-1.0
Processed poultry.....	02	22	-12.9	-7.9	3.1	-9.9	1.2	-2.5
Dairy products.....	02	3	2.1	0.1	-0.2	-0.2	-1.6	-1.2
Processed fruits and vegetables ²	02	4	18.8	0.7	1.7	0.2	1.5	1.0
Refined sugar and byproducts ²	02	53	11.5	0.2	-0.3	0.8	0.5	2.4
Fats and oils ²	02	7	-2.5	-2.5	2.5	-3.4	0.2	-6.0
Prepared animal feeds.....	02	9	7.7	-0.7	0.6	0.0	-0.7	-2.0
Processed materials less foods and feeds.....	ID6	9111	1.9	-0.2	-0.6	-2.6	1.2	-0.3
Synthetic fibers ²	03	1	8.5	0.1	-0.2	-1.2	2.0	-0.3
Processed yarns and threads ²	03	2	-1.1	-3.1	-1.5	-2.9	-3.1	-0.2
Finished fabrics ²	03	4	6.0	-0.3	0.4	-0.5	0.1	0.5
Liquefied petroleum gas ²	05	32	-38.3	-13.4	1.0	-14.6	-4.1	1.6
Commercial electric power.....	05	42	14.3	0.2	-0.8	1.8	2.5	0.9
Industrial electric power.....	05	43	9.0	0.2	-1.8	2.8	7.3	-5.0
Commercial natural gas.....	05	52	18.7	-3.5	-4.4	3.3	12.3	-11.5
Industrial natural gas.....	05	53	10.2	-12.8	-1.7	4.2	8.4	-11.4
Natural gas to electric utilities.....	05	54	1.5	-8.4	-3.6	1.1	7.3	2.2
Gasoline.....	05	71	-5.0	3.2	-4.7	-8.7	6.9	4.2
Jet fuel ²	05	7203	22.3	0.9	-2.2	-15.8	14.0	-0.6
No. 2 diesel fuel.....	05	7303	4.8	6.8	-1.8	-27.5	11.0	-4.7
Residual fuels ²	05	74	-31.6	-17.9	6.8	-3.3	-14.7	-5.5

See footnotes at end of table.

Table 2. Producer price index percentage changes for selected commodity groupings by Final Demand-Intermediate Demand category, seasonally adjusted — Continued
 [February 2023]

Grouping	Commodity code		Unadjusted 12-month percent change ¹	Seasonally adjusted 1-month percent change ¹				
	Group code	Item code		Feb. 2022 to Feb. 2023 ^P	Sept. to Oct.	Oct. to Nov. ^P	Nov. to Dec. ^P	Dec. to Jan. ^P
Finished lubricants ²	05	76	21.3	1.5	0.3	0.0	-0.5	0.2
Lubricating oil base stocks ²	05	78	2.9	-2.6	-4.1	6.8	-20.5	-5.0
Asphalt.....	05	8102	-20.4	-1.1	-6.3	-31.5	2.9	-3.3
Basic inorganic chemicals ²	06	13	20.2	1.5	-1.2	0.0	2.2	0.7
Basic organic chemicals.....	06	14	-8.9	-2.6	-1.3	-0.5	-0.8	-2.7
Prepared paint ²	06	21	12.7	0.4	0.1	0.3	0.3	-0.2
Paint materials ²	06	22	17.9	-1.8	2.7	0.4	1.4	0.3
Medicinal and botanical chemicals ²	06	31	0.1	0.1	0.4	-0.2	0.4	-0.4
Biological products, including diagnostics.....	06	37	4.3	0.3	0.2	-0.1	1.1	0.6
Fats and oils, inedible ²	06	4	-3.9	-1.1	5.9	-7.1	-2.1	-5.6
Nitrogenates.....	06	5201	-17.9	2.9	1.9	-2.4	-10.4	-10.1
Phosphates.....	06	5202	-12.9	0.5	-0.3	-10.1	-0.3	-2.6
Other agricultural chemicals ²	06	53	20.7	-6.6	2.4	1.2	1.9	0.0
Plastic resins and materials.....	06	6	-7.2	-2.9	-4.1	0.4	-0.7	1.4
Industrial gases ²	06	7903	8.7	0.5	-4.1	-0.6	4.0	0.4
Adhesives and sealants ²	06	7904	11.6	0.2	-0.1	0.2	-0.2	0.8
Synthetic rubber ²	07	1102	-2.5	-1.7	-3.6	-4.5	-2.5	-0.2
Tires ²	07	1201	12.7	1.0	0.6	0.6	2.4	0.0
Plastic construction products ²	07	21	5.1	-0.4	-0.6	-0.3	-0.3	-0.5
Unsupported plastic film, sheet, other shapes ²	07	22	6.3	-1.0	0.6	-0.7	-0.1	1.1
Parts for manufacturing from plastics ²	07	26	4.2	0.5	-0.1	0.5	-0.1	-1.4
Plastic packaging products ²	07	2A	2.5	-1.7	-0.5	-0.4	-2.0	-0.7
Softwood lumber.....	08	11	-45.1	-1.5	-1.6	-8.0	-9.8	-0.7
Hardwood lumber ²	08	12	-12.8	-5.5	-4.5	-1.8	7.8	-1.6
Millwork.....	08	2	1.0	-0.2	-0.9	-0.3	-0.3	0.0
Plywood ²	08	3	-22.8	-2.6	-4.0	-1.7	-1.4	-1.1
Paper ²	09	13	8.0	0.8	-0.4	0.2	-0.2	0.7
Paperboard ²	09	14	6.8	0.2	0.3	-0.5	-0.5	-0.8
Paper boxes and containers ²	09	1503	10.7	0.3	0.6	0.1	0.0	0.3
Building paper and board ²	09	2	-44.2	-2.7	-0.3	-8.4	-6.6	0.0
Commercial printing ²	09	47	13.5	0.3	1.0	0.4	1.3	0.1
Foundry and forge shop products ²	10	15	11.4	-0.4	-0.1	0.2	1.5	0.9
Steel mill products ²	10	17	-21.0	-5.7	-3.1	-3.4	-2.4	2.6
Primary nonferrous metals ²	10	22	-13.7	-2.7	5.4	1.3	3.0	2.6
Secondary nonferrous metals ²	10	24	-3.6	-2.3	5.2	0.7	0.7	0.9
Aluminum mill shapes ²	10	2501	-9.6	-3.0	-1.5	1.1	3.3	2.9
Copper and brass mill shapes ²	10	2502	-1.7	-4.9	7.5	0.9	2.2	2.3
Nonferrous wire and cable ²	10	26	9.5	-0.7	4.1	0.6	3.4	2.1
Nonferrous foundry shop products.....	10	28	9.1	0.0	1.3	0.4	-0.3	0.8
Metal containers ²	10	3	3.2	-0.2	-0.4	0.0	-1.8	-0.4
Hardware ²	10	4	4.4	0.2	0.4	0.7	0.8	-0.7
Plumbing fixtures and brass fittings.....	10	5	5.1	0.5	0.3	-0.2	0.2	-0.5
Heating equipment ²	10	6	8.1	0.6	2.3	0.3	0.4	-0.1
Fabricated structural metal products.....	10	7	2.3	0.1	-0.7	0.0	0.3	-0.2
Bolts, nuts, screws, rivets, and washers ²	10	81	12.9	-0.6	-0.8	0.1	1.4	0.8
Lighting fixtures ²	10	83	6.0	0.1	0.0	0.2	0.8	0.1
Fabricated ferrous wire products ²	10	88	2.4	0.8	-0.8	-1.1	-0.3	-0.4
Other miscellaneous metal products ²	10	89	7.3	0.6	1.3	0.0	-0.1	1.2
Fluid power equipment.....	11	43	9.5	0.2	0.5	0.3	1.1	0.7
Mechanical power transmission equipment ²	11	45	12.7	0.6	1.6	0.8	1.0	-0.1
Air conditioning and refrigeration equipment.....	11	48	10.7	0.5	-0.2	0.7	-0.5	-0.2
Metal valves, except fluid power.....	11	4902	11.3	0.7	1.4	0.1	0.6	-0.1
Ball and roller bearings ²	11	4905	6.3	-0.2	0.5	0.0	0.1	-0.1
Wiring devices ²	11	71	16.6	0.0	1.1	0.0	8.3	0.2
Motors, generators, motor generator sets ²	11	73	9.1	0.2	0.0	0.2	0.6	1.5
Switchgear, switchboard, and industrial controls equip. ²	11	75	14.1	0.6	0.4	2.5	0.3	0.0
Electronic components and accessories.....	11	78	1.7	0.8	0.5	0.2	-0.7	-0.4
Internal combustion engines ²	11	94	8.3	0.4	0.0	0.1	4.0	-0.1
Machine shop products ²	11	95	7.5	0.5	0.3	-0.1	0.1	0.7
Flat glass ²	13	11	11.7	1.2	0.9	-0.2	0.6	4.0
Cement.....	13	22	15.0	1.5	1.1	0.7	3.5	1.2
Concrete products.....	13	3	14.0	0.9	1.0	1.0	1.1	0.5
Asphalt felts and coatings ²	13	6	5.0	0.0	0.6	0.4	-2.3	-0.2
Paving mixtures and blocks.....	13	94	14.5	0.1	0.3	-0.7	-0.8	2.0
Motor vehicle parts ²	14	12	2.9	-0.1	-0.1	0.1	0.4	-0.1
Aircraft engines and engine parts.....	14	23	5.0	0.2	0.2	0.4	0.3	0.1

See footnotes at end of table.

Table 2. Producer price index percentage changes for selected commodity groupings by Final Demand-Intermediate Demand category, seasonally adjusted — Continued
 [February 2023]

Grouping	Commodity code		Unadjusted 12-month percent change ¹	Seasonally adjusted 1-month percent change ¹				
	Group code	Item code		Feb. 2022 to Feb. 2023 ^P	Sept. to Oct.	Oct. to Nov. ^P	Nov. to Dec. ^P	Dec. to Jan. ^P
Aircraft parts and auxiliary equipment, n.e.c.....	14	25	4.5	0.0	0.0	0.0	0.8	1.9
Medical, surgical, and personal aid devices.....	15	6	3.8	0.2	0.0	0.4	0.9	0.1
Unprocessed goods for intermediate demand.....	ID6	2	-10.9	-9.7	-3.1	1.6	-6.3	-3.8
Unprocessed foodstuffs and feedstuffs.....	ID6	21	2.1	-0.7	0.0	-0.2	-5.6	-1.1
Wheat ²	01	21	-1.8	3.8	-3.3	-7.2	-3.6	5.9
Corn.....	01	2202	10.0	-7.0	-3.7	-3.6	-1.2	-0.2
Slaughter cattle.....	01	31	12.2	0.3	1.4	1.2	1.2	-0.6
Slaughter hogs.....	01	32	-16.5	-10.1	3.8	-0.1	-14.0	-0.1
Slaughter chickens.....	01	4102	-2.9	-3.2	-0.5	-6.3	-9.4	5.6
Slaughter turkeys.....	01	42	31.5	4.6	-1.3	6.1	2.3	-2.7
Raw milk.....	01	6	-13.3	1.6	-3.7	-2.6	-2.9	-6.1
Hay and hayseeds ²	01	81	7.1	0.5	-15.0	21.4	-11.0	10.5
Oilseeds.....	01	8301	0.5	-7.9	3.2	0.0	-4.9	0.6
Raw cane sugar and byproducts ²	02	5201	15.3	1.5	0.3	1.1	3.2	1.3
Unprocessed nonfood materials.....	ID6	22	-16.9	-13.7	-4.6	2.5	-6.7	-5.3
Raw cotton ²	01	51	-29.2	-15.2	-4.5	-5.1	2.9	-2.4
Hides and skins.....	04	1	-19.1	2.1	-7.0	-2.6	-4.7	0.3
Coal.....	05	1	27.5	0.3	-1.6	-7.5	0.2	1.8
Natural gas ²	05	31	-55.8	-35.3	-12.5	30.7	-26.2	-41.4
Crude petroleum ²	05	61	-12.8	2.3	-2.4	-13.2	-1.3	7.3
Logs, bolts, timber, pulpwood, and woodchips ²	08	5	0.2	-0.4	0.0	0.4	-0.6	-0.9
Recyclable paper ²	09	12	-58.8	-31.9	-23.9	10.6	-5.2	10.9
Iron ores ²	10	11	13.7	0.4	1.5	-0.1	0.9	0.0
Iron and steel scrap.....	10	12	-8.9	0.5	-1.8	-4.3	2.4	10.6
Nonferrous metal ores ²	10	21	-5.0	-5.4	5.2	-0.6	5.8	-1.1
Copper base scrap ²	10	2301	-7.3	-2.8	9.1	2.1	3.3	1.0
Aluminum base scrap.....	10	2302	-14.7	-6.3	0.7	5.9	-0.1	-1.5
Construction sand, gravel, and crushed stone.....	13	21	12.2	0.4	0.2	0.7	3.5	0.4
Services for intermediate demand.....	ID6	3	6.0	0.4	0.8	0.0	0.7	0.3
Trade services for intermediate demand ³	ID6	33	3.6	0.0	0.9	-1.2	0.1	-0.7
Machinery and equipment parts and supplies wholesaling ²	57	1102	0.8	-0.2	2.1	-1.1	1.1	-1.5
Building materials, paint, and hardware wholesaling.....	57	3	1.1	-0.1	-1.3	0.8	-1.3	-0.2
Metals, minerals, and ores wholesaling ²	57	4	-1.1	-0.9	-0.2	-6.2	9.6	0.5
Chemicals and allied products wholesaling ²	57	5	7.4	-0.2	-0.4	-1.3	4.2	-5.7
Paper and plastics products wholesaling ²	57	6	16.3	-0.3	0.4	1.6	-2.2	0.3
Food wholesaling ²	57	8101	2.8	2.6	-0.4	-1.9	-0.7	-1.6
Automotive parts, including tires, retailing ²	58	6102	16.2	0.4	2.2	0.2	1.4	-1.1
Hardware, building material, and supplies retailing.....	58	D	-19.5	2.1	0.3	-6.8	-0.5	-3.7
Transportation and warehousing services for intermediate demand.....	ID6	32	4.1	0.6	-1.3	0.3	0.0	-0.2
Rail transportation of freight and mail ²	30	11	6.6	-0.6	0.6	-0.1	0.7	-1.1
Truck transportation of freight ²	30	12	-0.2	-0.9	0.8	-1.3	-3.4	-0.8
Water transportation of freight ²	30	13	21.2	0.2	-0.2	-0.3	-1.2	-0.3
Air transportation of freight ²	30	14	-0.5	-2.6	-2.5	-0.3	-0.1	0.2
U.S. Postal Service ²	30	1601	10.0	0.9	0.0	0.0	4.0	0.0
Courier and messenger services, except air mail.....	30	1602	6.4	0.1	0.8	0.5	-0.4	0.3
Air mail and package delivery services, excluding by USPS.....	30	1603	9.9	0.5	1.1	-3.1	3.3	-0.1
Pipeline transportation ²	30	17	-	-0.1	0.0	-1.3	0.3	1.2
Transportation of passengers (partial).....	30	2	22.1	1.9	-3.6	3.6	2.4	-2.5
Services related to water transportation.....	31	1	6.0	0.2	0.6	0.0	1.2	1.7
Arrangement of freight and cargo ²	31	31	-31.7	7.2	-14.4	1.9	-6.1	-2.8
Warehousing, storage, and related services ²	32	1	18.4	0.0	-0.3	4.8	1.7	2.8
Services less trade, transportation, and warehousing for intermediate demand.....	ID6	31	7.0	0.5	1.2	0.4	1.1	0.6
Network compensation from broadcast TV, cable TV, radio ²	35	-	1.6	0.0	0.0	0.0	0.2	0.0
Advertising space sales in periodicals and newspapers ²	36	11	2.8	0.7	-0.4	1.2	0.4	0.7
Advertising space sales in directories and mail lists ²	36	12	9.8	0.0	0.0	0.0	5.3	0.0
Television advertising time sales.....	36	2	-12.7	3.7	6.6	-9.0	-1.5	-6.5
Radio advertising time sales.....	36	3	-3.3	-1.4	1.5	-1.9	-10.2	11.3
Internet advertising sales ²	36	6	-	-	-	-	-0.2	0.0
Business wired telecommunication services ²	37	12	2.1	-0.1	0.1	0.2	-0.2	0.6
Wireless telecommunication services.....	37	2	1.8	0.1	-0.1	0.1	0.0	0.3
Cable and satellite subscriber services.....	37	3	9.6	0.8	0.7	2.1	0.3	0.1
Bundled wired telecommunication access services ²	37	5	9.6	1.0	-0.3	-0.2	4.6	-0.2
Data processing and related services ²	38	1	-0.9	0.1	0.0	0.0	0.0	0.1
Business loans (partial).....	39	11	101.2	5.7	8.4	1.5	8.7	10.7

See footnotes at end of table.

Table 2. Producer price index percentage changes for selected commodity groupings by Final Demand-Intermediate Demand category, seasonally adjusted — Continued
[February 2023]

Grouping	Commodity code		Unadjusted 12-month percent change ¹	Seasonally adjusted 1-month percent change ¹				
	Group code	Item code		Feb. 2022 to Feb. 2023 ^P	Sept. to Oct.	Oct. to Nov. ^P	Nov. to Dec. ^P	Dec. to Jan. ^P
Deposit services (partial) ²	39	2	7.3	-0.3	-0.9	16.0	-1.9	-2.8
Other credit intermediation, incl. trust services (partial) ²	39	3	-5.5	0.0	-2.5	0.0	0.1	1.7
Securities brokerage, dealing, investment advice, and related services ²	40	1	25.3	4.1	11.7	0.4	0.4	3.8
Portfolio management ²	40	2	-9.1	-1.8	1.3	-0.9	4.4	-0.6
Investment banking ²	40	3	-11.7	0.1	-1.4	-1.4	0.3	2.1
Life insurance ²	41	1101	0.3	0.1	0.1	-0.1	-0.4	0.0
Health and medical insurance.....	41	1103	0.9	0.3	0.1	0.2	-0.8	0.3
Property and casualty insurance ²	41	1104	4.6	0.0	0.1	1.1	1.0	0.1
Annuities ²	41	2	-0.2	-0.3	-0.9	0.0	-0.1	0.0
Commissions from sales of insurance ²	42	1	0.2	0.0	0.0	0.1	0.2	0.0
Nonresidential real estate rents ²	43	11	3.3	-1.6	-0.6	1.0	1.8	-3.9
Nonresidential property sales and leases ²	43	12	0.9	0.0	0.2	0.6	-0.7	-1.4
Residential property management fees ²	43	22	0.1	0.2	0.6	-1.0	0.7	-0.5
Passenger car rental.....	44	1	1.6	2.6	-2.9	0.1	-1.9	-1.3
Truck, utility trailer, and RV rental and leasing ²	44	2	3.6	0.2	0.1	0.3	-0.7	-1.1
Construction, mining, and forestry machinery and equipment rental and leasing ²	44	3	8.3	0.0	0.1	0.1	1.9	0.0
Legal services.....	45	1	6.6	0.4	0.4	0.3	1.6	1.1
Accounting services (partial).....	45	2	5.4	0.0	-0.2	0.4	1.3	0.2
Architectural and engineering services.....	45	3	4.2	0.2	0.4	0.1	0.1	0.5
Management, scientific, and technical consulting services.....	45	4	0.1	-0.6	0.0	1.2	1.1	-1.2
Advertising and related services (partial) ²	45	5	1.3	0.0	0.1	0.0	0.1	0.2
Permanent placement services ²	46	1	4.2	-0.1	-0.7	0.3	-0.1	-0.4
Executive search services ²	46	2	6.3	4.7	-0.6	-0.3	1.6	0.7
Staffing services.....	46	3	1.9	-0.2	0.1	0.1	-0.3	0.6
Security guard services ²	48	1	7.9	0.8	0.0	0.0	1.1	0.1
Janitorial services ²	49	1	3.0	-0.3	0.3	0.2	0.8	0.1
Waste collection.....	50	1	11.9	0.7	0.6	0.7	1.3	1.6
Traveler accommodation services.....	53	11	10.0	3.5	2.4	1.9	-2.5	-2.7
Commercial and industrial machinery and equipment repair and maintenance.....	55	1	7.5	1.1	0.7	0.5	-1.1	-0.5
Aircraft repair and maintenance.....	55	4	3.9	0.2	0.2	0.6	-0.5	1.8
Metal treatment services ²	59	1	8.0	0.8	0.0	-0.6	2.3	-0.1
Construction for intermediate demand.....	ID6	4	5.5	0.6	0.1	0.0	0.7	0.4
Maintenance and repair of non-residential buildings (partial) ²	80	2	5.5	0.6	0.1	0.0	0.7	0.4
Intermediate Demand by Production Flow								
Stage 4 intermediate demand.....	ID5	4	4.8	0.1	0.4	-0.3	0.9	0.0
Stage 4 intermediate demand goods.....	ID5	9411	4.2	-0.1	-0.1	-0.7	0.8	0.0
Grains.....	01	2	7.6	-4.5	-3.2	-4.0	-1.6	0.8
Meats.....	02	21	-1.7	-0.8	1.9	1.4	2.0	-1.0
Unprocessed and packaged fish.....	02	23	-1.3	0.9	-1.9	-1.9	0.7	-1.1
Dairy products.....	02	3	2.1	0.1	-0.2	-0.2	-1.6	-1.2
Commercial electric power.....	05	42	14.3	0.2	-0.8	1.8	2.5	0.9
Industrial electric power.....	05	43	9.0	0.2	-1.8	2.8	7.3	-5.0
Gasoline.....	05	71	-5.0	3.2	-4.7	-8.7	6.9	4.2
No. 2 diesel fuel.....	05	7303	4.8	6.8	-1.8	-27.5	11.0	-4.7
Basic organic chemicals.....	06	14	-8.9	-2.6	-1.3	-0.5	-0.8	-2.7
Prepared paint ²	06	21	12.7	0.4	0.1	0.3	0.3	-0.2
Medicinal and botanical chemicals ²	06	31	0.1	0.1	0.4	-0.2	0.4	-0.4
Biological products, including diagnostics.....	06	37	4.3	0.3	0.2	-0.1	1.1	0.6
Pharmaceutical preparations.....	06	38	2.5	0.2	0.1	-0.3	0.6	0.5
Plastic construction products ²	07	21	5.1	-0.4	-0.6	-0.3	-0.3	-0.5
Unsupported plastic film, sheet, and other shapes ²	07	22	6.3	-1.0	0.6	-0.7	-0.1	1.1
Parts for manufacturing from plastics ²	07	26	4.2	0.5	-0.1	0.5	-0.1	-1.4
Plastic packaging products ²	07	2A	2.5	-1.7	-0.5	-0.4	-2.0	-0.7
Lumber.....	08	1	-36.7	-2.8	-2.5	-6.1	-3.6	-1.1
Millwork.....	08	2	1.0	-0.2	-0.9	-0.3	-0.3	0.0
Paper boxes and containers ²	09	1503	10.7	0.3	0.6	0.1	0.0	0.3
Commercial printing ²	09	47	13.5	0.3	1.0	0.4	1.3	0.1
Steel mill products ²	10	17	-21.0	-5.7	-3.1	-3.4	-2.4	2.6
Nonferrous wire and cable ²	10	26	9.5	-0.7	4.1	0.6	3.4	2.1
Fabricated structural metal products.....	10	7	2.3	0.1	-0.7	0.0	0.3	-0.2
Other miscellaneous metal products ²	10	89	7.3	0.6	1.3	0.0	-0.1	1.2
Air conditioning and refrigeration equipment.....	11	48	10.7	0.5	-0.2	0.7	-0.5	-0.2
Wiring devices ²	11	71	16.6	0.0	1.1	0.0	8.3	0.2

See footnotes at end of table.

Table 2. Producer price index percentage changes for selected commodity groupings by Final Demand-Intermediate Demand category, seasonally adjusted — Continued
[February 2023]

Grouping	Commodity code		Unadjusted 12-month percent change ¹	Seasonally adjusted 1-month percent change ¹				
	Group code	Item code		Feb. 2022 to Feb. 2023 ^P	Sept. to Oct.	Oct. to Nov. ^P	Nov. to Dec. ^P	Dec. to Jan. ^P
Electronic components and accessories.....	11	78	1.7	0.8	0.5	0.2	-0.7	-0.4
Miscellaneous electrical machinery and equipment ²	11	79	5.5	0.1	0.2	0.1	0.7	-0.3
Internal combustion engines ²	11	94	8.3	0.4	0.0	0.1	4.0	-0.1
Machine shop products ²	11	95	7.5	0.5	0.3	-0.1	0.1	0.7
Concrete ingredients and related products.....	13	2	12.9	0.6	0.5	0.7	3.5	0.6
Concrete products.....	13	3	14.0	0.9	1.0	1.0	1.1	0.5
Prepared asphalt, tar roofing and siding products ²	13	61	4.7	0.0	0.7	0.4	-3.1	-0.2
Paving mixtures and blocks.....	13	94	14.5	0.1	0.3	-0.7	-0.8	2.0
Motor vehicle parts ²	14	12	2.9	-0.1	-0.1	0.1	0.4	-0.1
Aircraft engines and engine parts.....	14	23	5.0	0.2	0.2	0.4	0.3	0.1
Aircraft parts and auxiliary equipment, n.e.c.....	14	25	4.5	0.0	0.0	0.0	0.8	1.9
Medical, surgical and personal aid devices.....	15	6	3.8	0.2	0.0	0.4	0.9	0.1
Stage 4 intermediate demand services.....	ID5	9412	5.3	0.2	1.0	0.0	1.0	0.1
Truck transportation of freight ²	30	12	-0.2	-0.9	0.8	-1.3	-3.4	-0.8
Courier, messenger, and U.S. postal services.....	30	16	8.8	0.5	0.5	-0.4	2.2	0.1
Airline passenger services.....	30	22	22.5	2.0	-3.6	3.7	2.4	-2.6
Warehousing, storage, and related services ²	32	1	18.4	0.0	-0.3	4.8	1.7	2.8
Advertising space sales in periodicals and newspapers ²	36	11	2.8	0.7	-0.4	1.2	0.4	0.7
Data processing and related services ²	38	1	-0.9	0.1	0.0	0.0	0.0	0.1
Business loans (partial).....	39	11	101.2	5.7	8.4	1.5	8.7	10.7
Deposit services (partial) ²	39	2	7.3	-0.3	-0.9	16.0	-1.9	-2.8
Securities brokerage, dealing, investment advice, and related services ²	40	1	25.3	4.1	11.7	0.4	0.4	3.8
Portfolio management ²	40	2	-9.1	-1.8	1.3	-0.9	4.4	-0.6
Investment banking ²	40	3	-11.7	0.1	-1.4	-1.4	0.3	2.1
Insurance.....	41	11	2.6	0.2	0.1	0.6	0.2	0.2
Annuities ²	41	2	-0.2	-0.3	-0.9	0.0	-0.1	0.0
Nonresidential real estate rents ²	43	11	3.3	-1.6	-0.6	1.0	1.8	-3.9
Nonresidential property sales and leases ²	43	12	0.9	0.0	0.2	0.6	-0.7	-1.4
Nonresidential property management fees ²	43	13	5.3	3.4	0.0	0.4	0.6	0.1
Residential property management fees ²	43	22	0.1	0.2	0.6	-1.0	0.7	-0.5
Construction, mining, and forestry machinery and equipment rental and leasing ²	44	3	8.3	0.0	0.1	0.1	1.9	0.0
Legal services.....	45	1	6.6	0.4	0.4	0.3	1.6	1.1
Advertising agency services ²	45	51	1.3	0.0	0.1	0.0	0.1	0.2
Accounting services (partial).....	45	2	5.4	0.0	-0.2	0.4	1.3	0.2
Architectural and engineering services.....	45	3	4.2	0.2	0.4	0.1	0.1	0.5
Management, scientific, and technical consulting services.....	45	4	0.1	-0.6	0.0	1.2	1.1	-1.2
Staffing services.....	46	3	1.9	-0.2	0.1	0.1	-0.3	0.6
Janitorial services ²	49	1	3.0	-0.3	0.3	0.2	0.8	0.1
Commercial and industrial machinery and equipment repair and maintenance.....	55	1	7.5	1.1	0.7	0.5	-1.1	-0.5
Machinery and equipment parts and supplies wholesaling ²	57	1102	0.8	-0.2	2.1	-1.1	1.1	-1.5
Building materials, paint, and hardware wholesaling.....	57	3	1.1	-0.1	-1.3	0.8	-1.3	-0.2
Metals, minerals, and ores wholesaling ²	57	4	-1.1	-0.9	-0.2	-6.2	9.6	0.5
Chemicals and allied products wholesaling ²	57	5	7.4	-0.2	-0.4	-1.3	4.2	-5.7
Paper and plastics products wholesaling ²	57	6	16.3	-0.3	0.4	1.6	-2.2	0.3
Food and alcohol wholesaling ²	57	8	5.0	2.3	-0.2	-1.6	-0.5	-1.3
Hardware and building materials and supplies retailing.....	58	D	-19.5	2.1	0.3	-6.8	-0.5	-3.7
Metal treatment services ²	59	1	8.0	0.8	0.0	-0.6	2.3	-0.1
Stage 3 intermediate demand.....	ID5	3	2.3	-0.1	-0.4	-1.9	0.1	-0.2
Stage 3 intermediate demand goods.....	ID5	9311	-0.5	-0.6	-1.1	-3.8	-0.4	-0.7
Slaughter cattle.....	01	31	12.2	0.3	1.4	1.2	1.2	-0.6
Slaughter hogs.....	01	32	-16.5	-10.1	3.8	-0.1	-14.0	-0.1
Slaughter poultry.....	01	4	2.7	-1.8	-0.6	-4.0	-7.1	4.0
Raw milk.....	01	6	-13.3	1.6	-3.7	-2.6	-2.9	-6.1
Commercial electric power.....	05	42	14.3	0.2	-0.8	1.8	2.5	0.9
Industrial electric power.....	05	43	9.0	0.2	-1.8	2.8	7.3	-5.0
Gasoline.....	05	71	-5.0	3.2	-4.7	-8.7	6.9	4.2
Jet fuel ²	05	7203	22.3	0.9	-2.2	-15.8	14.0	-0.6
No. 2 diesel fuel.....	05	7303	4.8	6.8	-1.8	-27.5	11.0	-4.7
Finished lubricants ²	05	76	21.3	1.5	0.3	0.0	-0.5	0.2
Lubricating oil base stocks ²	05	78	2.9	-2.6	-4.1	6.8	-20.5	-5.0
Asphalt.....	05	8102	-20.4	-1.1	-6.3	-31.5	2.9	-3.3
Basic inorganic chemicals ²	06	13	20.2	1.5	-1.2	0.0	2.2	0.7
Basic organic chemicals.....	06	14	-8.9	-2.6	-1.3	-0.5	-0.8	-2.7
Paints and allied products ²	06	2	13.6	-0.1	0.7	0.3	0.5	-0.1

See footnotes at end of table.

Table 2. Producer price index percentage changes for selected commodity groupings by Final Demand-Intermediate Demand category, seasonally adjusted — Continued
 [February 2023]

Grouping	Commodity code		Unadjusted 12-month percent change ¹	Seasonally adjusted 1-month percent change ¹				
	Group code	Item code		Feb. 2022 to Feb. 2023 ^P	Sept. to Oct.	Oct. to Nov. ^P	Nov. to Dec. ^P	Dec. to Jan. ^P
Agricultural chemicals and chemical products.....	06	5	-0.3	-2.1	0.9	-3.3	-1.3	-2.9
Plastic resins and materials.....	06	6	-7.2	-2.9	-4.1	0.4	-0.7	1.4
Synthetic rubber ²	07	1102	-2.5	-1.7	-3.6	-4.5	-2.5	-0.2
Unsupported plastic film, sheet, and other shapes ²	07	22	6.3	-1.0	0.6	-0.7	-0.1	1.1
Paper ²	09	13	8.0	0.8	-0.4	0.2	-0.2	0.7
Paperboard ²	09	14	6.8	0.2	0.3	-0.5	-0.5	-0.8
Converted paper and paperboard products ²	09	15	10.7	0.7	0.7	0.3	0.2	0.1
Commercial printing ²	09	47	13.5	0.3	1.0	0.4	1.3	0.1
Foundry and forge shop products ²	10	15	11.4	-0.4	-0.1	0.2	1.5	0.9
Steel mill products ²	10	17	-21.0	-5.7	-3.1	-3.4	-2.4	2.6
Nonferrous mill shapes ²	10	25	-4.6	-3.5	1.2	0.9	2.8	2.6
Nonferrous foundry shop products.....	10	28	9.1	0.0	1.3	0.4	-0.3	0.8
Metal containers ²	10	3	3.2	-0.2	-0.4	0.0	-1.8	-0.4
Structural, architectural, and pre-engineered metal products.....	10	74	0.0	-0.6	-1.0	-0.1	0.7	0.0
Bolts, nuts, screws, rivets, and washers ²	10	81	12.9	-0.6	-0.8	0.1	1.4	0.8
Other miscellaneous metal products ²	10	89	7.3	0.6	1.3	0.0	-0.1	1.2
General purpose machinery and equipment.....	11	4	10.4	0.6	0.7	0.4	0.6	0.2
Electrical machinery and equipment.....	11	7	5.5	0.3	0.3	0.4	0.7	-0.1
Construction sand, gravel, and crushed stone.....	13	21	12.2	0.4	0.2	0.7	3.5	0.4
Cement.....	13	22	15.0	1.5	1.1	0.7	3.5	1.2
Motor vehicle parts ²	14	12	2.9	-0.1	-0.1	0.1	0.4	-0.1
Aircraft and aircraft equipment.....	14	2	5.0	0.2	0.2	0.3	0.4	0.6
Stage 3 intermediate demand services.....	ID5	9312	5.2	0.5	0.3	0.1	0.5	0.2
Rail transportation of freight and mail ²	30	11	6.6	-0.6	0.6	-0.1	0.7	-1.1
Courier, messenger, and U.S. postal services.....	30	16	8.8	0.5	0.5	-0.4	2.2	0.1
Arrangement of freight and cargo ²	31	31	-31.7	7.2	-14.4	1.9	-6.1	-2.8
Freight forwarding ²	31	3201	0.5	0.0	-3.4	0.0	0.0	-0.1
Warehousing, storage, and related services ²	32	1	18.4	0.0	-0.3	4.8	1.7	2.8
Advertising space sales in periodicals, newspapers, directories, and mailing lists ²	36	1	3.8	0.5	-0.3	1.0	1.1	0.6
Wired telephone services ²	37	1	2.4	0.1	0.1	0.1	-0.1	0.4
Bundled wired telecommunications access services ²	37	5	9.6	1.0	-0.3	-0.2	4.6	-0.2
Data processing and related services ²	38	1	-0.9	0.1	0.0	0.0	0.0	0.1
Business loans (partial).....	39	11	101.2	5.7	8.4	1.5	8.7	10.7
Deposit services (partial) ²	39	2	7.3	-0.3	-0.9	16.0	-1.9	-2.8
Securities brokerage, dealing, investment advice, and related services ²	40	1	25.3	4.1	11.7	0.4	0.4	3.8
Insurance.....	41	11	2.6	0.2	0.1	0.6	0.2	0.2
Nonresidential real estate rents ²	43	11	3.3	-1.6	-0.6	1.0	1.8	-3.9
Legal services.....	45	1	6.6	0.4	0.4	0.3	1.6	1.1
Accounting services (partial).....	45	2	5.4	0.0	-0.2	0.4	1.3	0.2
Architectural and engineering services.....	45	3	4.2	0.2	0.4	0.1	0.1	0.5
Management, scientific, and technical consulting services.....	45	4	0.1	-0.6	0.0	1.2	1.1	-1.2
Advertising agency services ²	45	51	1.3	0.0	0.1	0.0	0.1	0.2
Staffing services.....	46	3	1.9	-0.2	0.1	0.1	-0.3	0.6
Aircraft repair maintenance.....	55	4	3.9	0.2	0.2	0.6	-0.5	1.8
Machinery and equipment parts and supplies wholesaling ²	57	1102	0.8	-0.2	2.1	-1.1	1.1	-1.5
Building materials, paint, and hardware wholesaling.....	57	3	1.1	-0.1	-1.3	0.8	-1.3	-0.2
Metals, minerals, and ores wholesaling ²	57	4	-1.1	-0.9	-0.2	-6.2	9.6	0.5
Chemicals and allied products wholesaling ²	57	5	7.4	-0.2	-0.4	-1.3	4.2	-5.7
Paper and plastics products wholesaling ²	57	6	16.3	-0.3	0.4	1.6	-2.2	0.3
Food wholesaling ²	57	8101	2.8	2.6	-0.4	-1.9	-0.7	-1.6
Metal treatment services ²	59	1	8.0	0.8	0.0	-0.6	2.3	-0.1
Stage 2 intermediate demand.....	ID5	2	-1.0	-4.7	-1.0	1.1	-1.9	-1.0
Stage 2 intermediate demand goods.....	ID5	9211	-11.1	-9.8	-2.9	1.6	-4.9	-3.7
Corn.....	01	2202	10.0	-7.0	-3.7	-3.6	-1.2	-0.2
Oilseeds.....	01	83	0.5	-7.9	3.2	0.0	-4.9	0.6
Prepared animal feeds.....	02	9	7.7	-0.7	0.6	0.0	-0.7	-2.0
Coal.....	05	1	27.5	0.3	-1.6	-7.5	0.2	1.8
Natural gas ²	05	31	-55.8	-35.3	-12.5	30.7	-26.2	-41.4
Liquefied petroleum gas ²	05	32	-38.3	-13.4	1.0	-14.6	-4.1	1.6
Crude petroleum ²	05	61	-12.8	2.3	-2.4	-13.2	-1.3	7.3
No. 2 diesel fuel.....	05	7303	4.8	6.8	-1.8	-27.5	11.0	-4.7
Industrial chemicals.....	06	1	-4.8	-2.0	-1.3	-0.4	-0.3	-2.1
Plastic resins and materials.....	06	6	-7.2	-2.9	-4.1	0.4	-0.7	1.4
Plastic products ²	07	2	5.2	-0.8	-0.1	-0.2	-0.4	0.2
Logs, bolts, timber, pulpwood, and wood chips ²	08	5	0.2	-0.4	0.0	0.4	-0.6	-0.9

See footnotes at end of table.

Table 2. Producer price index percentage changes for selected commodity groupings by Final Demand-Intermediate Demand category, seasonally adjusted — Continued
[February 2023]

Grouping	Commodity code		Unadjusted 12-month percent change ¹	Seasonally adjusted 1-month percent change ¹				
	Group code	Item code		Feb. 2022 to Feb. 2023 ^P	Sept. to Oct.	Oct. to Nov. ^P	Nov. to Dec. ^P	Dec. to Jan. ^P
Paper ²	09	13	8.0	0.8	-0.4	0.2	-0.2	0.7
Paperboard, excluding corrugated paperboard ²	09	1411	6.7	0.3	0.3	-0.4	-0.4	-1.0
Commercial printing ²	09	47	13.5	0.3	1.0	0.4	1.3	0.1
Iron and steel scrap.....	10	12	-8.9	0.5	-1.8	-4.3	2.4	10.6
Steel mill products ²	10	17	-21.0	-5.7	-3.1	-3.4	-2.4	2.6
Nonferrous mill shapes ²	10	25	-4.6	-3.5	1.2	0.9	2.8	2.6
Electrical machinery and equipment.....	11	7	5.5	0.3	0.3	0.4	0.7	-0.1
Electronic components and accessories.....	11	78	1.7	0.8	0.5	0.2	-0.7	-0.4
Stage 2 intermediate demand services.....	ID5	9212	9.3	0.8	0.8	0.6	0.8	1.2
Rail transportation of freight and mail ²	30	11	6.6	-0.6	0.6	-0.1	0.7	-1.1
Truck transportation of freight ²	30	12	-0.2	-0.9	0.8	-1.3	-3.4	-0.8
U.S. Postal Service ²	30	1601	10.0	0.9	0.0	0.0	4.0	0.0
Courier and messenger services, except air.....	30	1602	6.4	0.1	0.8	0.5	-0.4	0.3
Air mail and package delivery services, excluding by USPS.....	30	1603	9.9	0.5	1.1	-3.1	3.3	-0.1
Pipeline transportation ²	30	17	-	-0.1	0.0	-1.3	0.3	1.2
Airline passenger services.....	30	22	22.5	2.0	-3.6	3.7	2.4	-2.6
Arrangement of freight and cargo ²	31	31	-31.7	7.2	-14.4	1.9	-6.1	-2.8
Television advertising time sales.....	36	21	-12.7	3.7	6.6	-9.0	-1.5	-6.5
Wireless telecommunication services.....	37	2	1.8	0.1	-0.1	0.1	0.0	0.3
Data processing and related services ²	38	1	-0.9	0.1	0.0	0.0	0.0	0.1
Securities brokerage, dealing, investment advice, and related services ²	40	1	25.3	4.1	11.7	0.4	0.4	3.8
Portfolio management ²	40	2	-9.1	-1.8	1.3	-0.9	4.4	-0.6
Investment banking ²	40	31	-11.7	0.1	-1.4	-1.4	0.3	2.1
Insurance.....	41	11	2.6	0.2	0.1	0.6	0.2	0.2
Commissions from sales of insurance ²	42	11	0.2	0.0	0.0	0.1	0.2	0.0
Legal services.....	45	1	6.6	0.4	0.4	0.3	1.6	1.1
Accounting services (partial).....	45	2	5.4	0.0	-0.2	0.4	1.3	0.2
Management, scientific, and technical consulting services.....	45	4	0.1	-0.6	0.0	1.2	1.1	-1.2
Advertising agency services ²	45	51	1.3	0.0	0.1	0.0	0.1	0.2
Staffing services.....	46	3	1.9	-0.2	0.1	0.1	-0.3	0.6
Security guard services ²	48	1	7.9	0.8	0.0	0.0	1.1	0.1
Janitorial services ²	49	1	3.0	-0.3	0.3	0.2	0.8	0.1
Traveler accommodation services.....	53	1	10.0	3.5	2.4	1.9	-2.5	-2.7
Commercial and industrial machinery and equipment repair and maintenance.....	55	1	7.5	1.1	0.7	0.5	-1.1	-0.5
Hardware and building materials and supplies retailing.....	58	D	-19.5	2.1	0.3	-6.8	-0.5	-3.7
Stage 1 intermediate demand.....	ID5	1	3.6	0.1	0.1	-1.7	0.7	-0.4
Stage 1 intermediate demand goods.....	ID5	9111	2.7	-0.2	-0.6	-2.9	0.9	-0.6
Prepared animal feeds.....	02	9	7.7	-0.7	0.6	0.0	-0.7	-2.0
Commercial electric power.....	05	42	14.3	0.2	-0.8	1.8	2.5	0.9
Industrial electric power.....	05	43	9.0	0.2	-1.8	2.8	7.3	-5.0
Commercial natural gas.....	05	52	18.7	-3.5	-4.4	3.3	12.3	-11.5
Industrial natural gas.....	05	53	10.2	-12.8	-1.7	4.2	8.4	-11.4
Gasoline.....	05	71	-5.0	3.2	-4.7	-8.7	6.9	4.2
No. 2 diesel fuel.....	05	7303	4.8	6.8	-1.8	-27.5	11.0	-4.7
Industrial chemicals.....	06	1	-4.8	-2.0	-1.3	-0.4	-0.3	-2.1
Prepared paint ²	06	21	12.7	0.4	0.1	0.3	0.3	-0.2
Plastic construction products ²	07	21	5.1	-0.4	-0.6	-0.3	-0.3	-0.5
Recyclable paper ²	09	12	-58.8	-31.9	-23.9	10.6	-5.2	10.9
Paper ²	09	13	8.0	0.8	-0.4	0.2	-0.2	0.7
Converted paper and paperboard products ²	09	15	10.7	0.7	0.7	0.3	0.2	0.1
Iron and steel scrap.....	10	12	-8.9	0.5	-1.8	-4.3	2.4	10.6
Steel mill products ²	10	17	-21.0	-5.7	-3.1	-3.4	-2.4	2.6
Primary nonferrous metals ²	10	22	-13.7	-2.7	5.4	1.3	3.0	2.6
Nonferrous scrap.....	10	23	-15.5	-4.0	1.8	1.3	0.0	-3.2
Nonferrous wire and cable ²	10	26	9.5	-0.7	4.1	0.6	3.4	2.1
Fabricated structural metal products.....	10	7	2.3	0.1	-0.7	0.0	0.3	-0.2
General purpose machinery and equipment.....	11	4	10.4	0.6	0.7	0.4	0.6	0.2
Construction sand, gravel, and crushed stone.....	13	21	12.2	0.4	0.2	0.7	3.5	0.4
Stage 1 intermediate demand services.....	ID5	9112	4.6	0.4	0.9	-0.4	0.5	-0.3
Truck transportation of freight ²	30	12	-0.2	-0.9	0.8	-1.3	-3.4	-0.8
Airline passenger services.....	30	22	22.5	2.0	-3.6	3.7	2.4	-2.6
Advertising space sales in periodicals, newspapers, directories, and mailing lists ²	36	1	3.8	0.5	-0.3	1.0	1.1	0.6
Business wired telecommunication services ²	37	12	2.1	-0.1	0.1	0.2	-0.2	0.6
Wireless telecommunication services.....	37	2	1.8	0.1	-0.1	0.1	0.0	0.3

See footnotes at end of table.

Table 2. Producer price index percentage changes for selected commodity groupings by Final Demand-Intermediate Demand category, seasonally adjusted — Continued
 [February 2023]

Grouping	Commodity code		Unadjusted 12-month percent change ¹	Seasonally adjusted 1-month percent change ¹				
	Group code	Item code		Feb. 2022 to Feb. 2023 ^p	Sept. to Oct.	Oct. to Nov. ^p	Nov. to Dec. ^p	Dec. to Jan. ^p
Bundled wired telecommunications access services ²	37	5	9.6	1.0	-0.3	-0.2	4.6	-0.2
Business loans (partial).....	39	11	101.2	5.7	8.4	1.5	8.7	10.7
Deposit services (partial) ²	39	2	7.3	-0.3	-0.9	16.0	-1.9	-2.8
Securities brokerage, dealing, investment advice, and related services ²	40	1	25.3	4.1	11.7	0.4	0.4	3.8
Portfolio management ²	40	2	-9.1	-1.8	1.3	-0.9	4.4	-0.6
Investment banking ²	40	3	-11.7	0.1	-1.4	-1.4	0.3	2.1
Insurance.....	41	11	2.6	0.2	0.1	0.6	0.2	0.2
Nonresidential real estate rents ²	43	11	3.3	-1.6	-0.6	1.0	1.8	-3.9
Architectural and engineering services.....	45	3	4.2	0.2	0.4	0.1	0.1	0.5
Management consulting services.....	45	41	0.1	-0.6	0.0	1.2	1.1	-1.2
Waste collection.....	50	1	11.9	0.7	0.6	0.7	1.3	1.6
Traveler accommodation services.....	53	11	10.0	3.5	2.4	1.9	-2.5	-2.7
Commercial and industrial machinery and equipment repair and maintenance.....	55	1	7.5	1.1	0.7	0.5	-1.1	-0.5
Machinery and equipment parts and supplies wholesaling ²	57	1102	0.8	-0.2	2.1	-1.1	1.1	-1.5
Building materials, paint, and hardware wholesaling.....	57	3	1.1	-0.1	-1.3	0.8	-1.3	-0.2
Metals, minerals, and ores wholesaling ²	57	4	-1.1	-0.9	-0.2	-6.2	9.6	0.5
Chemicals and allied products wholesaling ²	57	5	7.4	-0.2	-0.4	-1.3	4.2	-5.7
Paper and plastics products wholesaling ²	57	6	16.3	-0.3	0.4	1.6	-2.2	0.3
Hardware and building materials and supplies retailing.....	58	D	-19.5	2.1	0.3	-6.8	-0.5	-3.7
Mining services ²	60	1	10.0	0.2	0.4	0.3	0.6	0.8

¹ All indexes are subject to revision for 4 months after their originally scheduled publication to incorporate late reports and corrections by survey respondents. In addition, seasonally adjusted indexes are subject to change for up to 5 years due to the recalculation of seasonal factors published each January.

² Seasonal tests did not indicate the presence of seasonality. Data shown is not seasonally adjusted.

³ Trade indexes measure changes in margins received by wholesalers and retailers.

p Preliminary

"-" Data not available.

NOTE: The term "(partial)" denotes incomplete coverage of the index category.

Table 3. Producer price indexes for Final Demand-Intermediate Demand groupings, seasonally adjusted
 [February 2023, Index base Nov. 2009=100, unless otherwise indicated]

Grouping	Other index base	Commodity code		Seasonally adjusted index ¹				
		Group code	Item code	Oct. 2022	Nov. 2022 ^p	Dec. 2022 ^p	Jan. 2023 ^p	Feb. 2023 ^p
Final Demand								
Final demand.....		FD	4	140.640	141.082	140.800	141.284	141.078
Final demand goods.....		FD	41	144.785	145.233	143.244	144.972	144.611
Final demand foods.....		FD	411	153.199	158.280	156.901	155.010	151.577
Finished consumer foods ²	00/82	FD	4111	268.194	278.230	275.951	272.730	265.789
Finished consumer foods, crude.....	00/82	FD	411113	350.494	426.706	422.939	352.884	286.829
Finished consumer foods, processed.....	00/82	FD	41112	259.938	262.886	260.762	263.892	262.603
Government purchased foods.....		FD	4112	152.912	154.646	154.301	154.249	152.390
Foods for export.....		FD	4113	162.016	165.581	163.254	160.086	158.215
Final demand energy.....		FD	412	159.156	155.667	145.783	153.321	152.995
Finished consumer energy goods ²	00/82	FD	4121	240.952	235.401	224.747	236.519	237.562
Government purchased energy.....		FD	4122	189.602	185.822	162.205	174.087	170.014
Energy for export.....		FD	4123	170.566	168.151	148.127	149.605	145.727
Final demand goods less foods and energy.....		FD	413	138.317	138.713	138.861	139.690	140.178
Finished goods less foods and energy ²	00/82	FD	4131	240.998	242.168	242.693	244.357	245.229
Finished consumer goods less foods and energy.....	00/82	FD	41311	268.114	269.661	270.031	271.721	272.993
Nondurable consumer goods less foods and energy.....	00/82	FD	413111	345.390	347.831	348.016	350.535	352.886
Durable consumer goods.....	00/82	FD	413112	188.312	188.978	189.511	190.486	190.792
Private capital equipment.....	00/82	FD	41312	206.654	207.442	208.079	209.647	210.130
Private capital equipment for manufacturing industries.....	00/82	FD	413121	219.962	221.074	221.802	223.602	224.373
Private capital equipment for nonmanufacturing industries.....	00/82	FD	413122	202.663	203.361	203.974	205.467	205.865
Government purchased goods, excluding foods and energy.....		FD	4132	135.512	135.662	135.912	136.337	136.351
Government purchased goods excluding foods, energy, and capital equipment.....		FD	41321	145.599	145.646	145.869	146.448	146.241
Government purchased capital equipment.....		FD	41322	120.906	121.184	121.465	121.700	121.980
Goods for export, excluding foods and energy.....		FD	4133	136.570	136.558	136.399	137.125	137.734
Final demand services.....		FD	42	137.471	137.915	138.493	138.390	138.242
Final demand trade services ³		FD	423	151.384	151.642	152.762	151.024	149.862
Trade of finished goods ²		FD	4231	150.364	150.350	151.550	149.703	148.741
Trade of personal consumption goods.....		FD	42311	150.357	149.922	150.741	149.236	148.890
Trade of private capital equipment.....		FD	42312	148.726	150.555	153.412	150.025	146.288
Trade of government purchased goods.....		FD	4232	157.918	160.032	161.298	158.917	157.171
Trade of government purchased goods, excluding capital equipment.....		FD	42321	163.225	164.989	163.406	161.935	161.888
Trade of government purchased capital equipment.....		FD	42322	148.401	151.025	156.604	152.818	148.423
Trade of exports.....		FD	4233	158.602	160.578	160.943	160.428	157.603
Final demand transportation and warehousing services.....		FD	422	157.122	156.401	156.673	154.850	153.075
Transportation of passengers for final demand.....		FD	4221	137.306	132.390	137.217	140.465	136.876
Transportation of private passengers.....		FD	42211	137.303	132.400	137.214	140.456	136.875
Transportation of government passengers.....		FD	42212	137.061	132.214	136.975	140.188	136.640
Transportation of passengers for export.....		FD	42213	137.330	132.358	137.238	140.513	136.892
Transportation and warehousing of goods for final demand.....		FD	4222	163.948	165.068	163.346	159.591	158.535
Transportation and warehousing of finished goods ²		FD	42221	162.870	163.998	162.206	158.094	156.929
Transportation and warehousing of personal consumption goods.....		FD	422211	163.047	164.167	162.393	158.434	157.303
Transportation and warehousing of private capital equipment.....		FD	422212	162.166	163.328	161.460	156.725	155.419
Transportation and warehousing of government purchased goods.....		FD	42222	160.460	161.287	160.280	157.506	156.873
Transportation and warehousing of exports.....		FD	42223	168.399	169.576	167.845	164.665	163.765
Final demand services less trade, transportation, and warehousing.....		FD	421	129.225	129.870	130.229	130.967	131.396
Finished services less trade, transportation, and warehousing ²		FD	4211	129.768	130.346	130.701	131.329	131.688
Finished consumer services less trade, transportation, and warehousing.....		FD	42111	128.972	129.636	129.998	130.682	131.109
Private capital investment services less trade, transportation, and warehousing.....		FD	42112	137.145	136.965	137.251	137.471	137.305
Government purchased services less trade, transportation, and warehousing.....		FD	4212	120.663	121.069	121.245	122.188	122.322
Gov. purchased services less trade, transportation, and warehousing, excl. capital investment.....		FD	42121	121.175	121.652	121.820	122.756	122.867
Government purchased capital investment services less trade, transportation, and warehousing.....		FD	42122	107.798	106.756	107.085	108.165	108.619
Services for export less trade, transportation, and warehousing.....		FD	4213	131.945	133.826	134.449	136.564	138.359
Final demand construction.....		FD	43	173.117	173.290	173.366	176.518	176.657
Construction for private capital investment.....		FD	431	177.229	177.453	177.585	180.905	181.023
Construction for government.....		FD	432	165.435	165.514	165.490	168.304	168.489
Final Demand Special Groupings								
Final demand less exports.....	04/10	FD	49101	138.181	138.573	138.353	138.835	138.615
Final demand less government.....	04/10	FD	49102	138.475	138.944	138.830	139.202	139.035
Final demand less foods, food and nonalcoholic beverages for immediate consumption, and energy ¹	04/10	FD	49103	137.188	137.635	138.110	138.277	138.283
Final demand less foods and energy ⁴	04/10	FD	49104	136.887	137.311	137.771	137.950	137.946
Final demand less foods and food and nonalcoholic beverages for immediate consumption ⁴	04/10	FD	49105	138.267	138.444	138.208	138.834	138.818

See footnotes at end of table.

Table 3. Producer price indexes for Final Demand-Intermediate Demand groupings, seasonally adjusted — Continued

[February 2023, Index base Nov. 2009=100, unless otherwise indicated]

Grouping	Other index base	Commodity code		Seasonally adjusted index ¹				
		Group code	Item code	Oct. 2022	Nov. 2022 ^P	Dec. 2022 ^P	Jan. 2023 ^P	Feb. 2023 ^P
Final demand less foods ⁴	04/10	FD	49106	137.864	138.032	137.818	138.427	138.402
Final demand less energy.....	04/10	FD	49107	137.557	138.249	138.601	138.663	138.466
Final demand less trade services.....	01/10	FD	49108	136.568	137.048	136.434	137.386	137.390
Final demand less distributive services ⁵	01/10	FD	49109	135.558	136.014	135.441	136.600	136.649
Final demand goods less energy.....	01/10	FD	49111	140.115	141.457	141.294	141.536	141.167
Final demand goods less foods.....	04/10	FD	49112	139.805	139.339	137.277	139.737	140.025
Final demand services less trade services.....	04/10	FD	49113	130.696	131.213	131.562	132.054	132.273
Final demand distributive services ⁵	04/10	FD	49114	150.220	150.583	151.320	149.294	148.173
Final demand goods plus final demand distributive services ⁵	04/10	FD	49115	145.008	145.416	144.538	144.672	144.002
Final demand less foods, energy, and trade services ⁴	08/13	FD	49116	125.493	125.935	126.198	126.826	127.097
Private and government purchased capital equipment.....	08/13	FD	49117	124.734	125.183	125.555	126.404	126.696
Private and government purchased capital investment services.....	08/13	FD	49118	131.776	132.507	133.816	132.518	131.044
Total private and government purchased capital investment.....	08/13	FD	49119	131.955	132.512	133.304	133.356	132.749
Total finished ²	01/10	FD	49201	138.881	139.312	139.290	139.653	139.473
Total finished less foods, food and nonalcoholic beverages for immediate consumption, and energy ^{2, 4}	12/10	FD	49202	136.574	136.959	137.505	137.560	137.539
Total finished less foods and energy ^{2, 4}	01/10	FD	49203	137.391	137.784	138.323	138.387	138.368
Total finished less foods and food and nonalcoholic beverages for immediate consumption ^{2, 4}	12/10	FD	49204	136.906	137.028	137.081	137.548	137.570
Total finished less foods ^{2, 4}	01/10	FD	49205	138.261	138.392	138.442	138.923	138.947
Total finished less energy ²	01/10	FD	49206	138.110	138.809	139.242	139.202	138.969
Finished goods ²	00/82	FD	49207	255.806	257.038	254.111	257.641	256.960
Finished goods less energy ²	00/82	FD	49208	247.555	250.991	250.798	251.154	249.913
Finished goods, excluding foods ^{2, 4}	00/82	FD	49209	251.688	250.731	247.655	253.002	253.972
Finished services ²	01/10	FD	49210	136.105	136.439	137.036	136.844	136.725
Private capital investment services.....	04/10	FD	49211	141.934	142.682	143.948	142.570	141.027
Finished distributive services ^{2, 5}	04/10	FD	49212	148.748	148.848	149.725	147.629	146.663
Finished services less trade services ²	04/10	FD	49213	130.597	131.080	131.425	131.854	132.048
Finished services less distributive services ^{2, 5}	04/10	FD	49214	129.088	129.538	129.991	130.672	130.942
Total private capital investment (goods, services, and construction).....	04/10	FD	49215	139.865	140.471	141.295	141.263	140.573
Finished goods plus finished distributive services ²	04/10	FD	49216	145.615	146.030	145.564	145.554	144.893
Total exports.....	04/10	FD	49301	139.673	140.366	139.735	140.151	140.050
Goods for export.....	00/82	FD	49302	236.984	237.370	235.066	235.661	235.772
Services for export.....	04/10	FD	49303	146.113	147.537	147.969	148.507	148.174
Total government purchases.....	04/10	FD	49401	138.183	138.205	136.033	137.703	137.076
Government purchased goods.....	00/82	FD	49402	244.788	243.814	235.014	240.467	238.450
Government purchased services.....	04/10	FD	49403	129.429	130.029	130.474	130.768	130.464
Total government purchased capital investment (goods, services, construction).....	08/13	FD	49404	129.496	129.936	130.824	131.451	131.166
Government purchases, defense.....	05/15	FD	49405	125.211	125.170	122.848	124.468	123.900
Government purchases, non-defense.....	05/15	FD	49406	132.569	132.600	130.562	132.094	131.464
Personal consumption.....	01/10	FD	49501	138.561	138.954	138.743	139.201	139.138
Personal consumption goods (finished consumer goods).....	00/82	FD	49502	276.901	278.331	273.771	278.075	276.884
Personal consumption goods less energy.....	00/82	FD	49503	268.821	273.950	273.204	272.765	270.443
Personal consumption goods less foods.....	00/82	FD	49504	278.353	276.271	270.819	278.392	279.660
Personal consumption nondurable goods less foods.....	00/82	FD	49508	317.343	314.114	306.150	316.891	318.588
Personal consumption services.....	04/10	FD	49505	134.684	134.956	135.452	135.445	135.546
Personal consumption less trade services.....	04/10	FD	49506	135.047	135.658	135.175	136.111	136.119
Personal consumption less distributive services ⁵	04/10	FD	49507	134.272	134.867	134.423	135.541	135.590
Personal consumption less foods and energy.....	04/14	FD	49510	126.120	126.431	126.861	126.944	127.092
Personal consumption less foods, energy, and trade services ³	04/14	FD	49511	122.285	122.830	123.154	123.689	123.977
Personal consumption less foods, energy, and distributive services ⁵	04/14	FD	49512	121.613	122.141	122.541	123.262	123.609
Personal consumption goods plus personal consumption distributive services ⁵	08/13	FD	49509	134.859	135.085	134.217	134.385	133.902
Intermediate Demand by Commodity Type								
Processed goods								
Processed goods for intermediate demand.....	00/82	ID6	1	269.694	268.399	261.777	264.688	263.515
Materials and components for manufacturing.....	00/82	ID6	11	239.157	238.516	237.072	236.824	236.541
Materials for manufacturing.....		ID6	111	152.138	151.369	149.833	149.106	148.518
Materials for food manufacturing.....	00/82	ID6	1111	259.616	261.940	260.233	260.498	255.096
Materials for nondurable manufacturing.....	00/82	ID6	1112	284.866	282.524	280.299	279.011	275.273
Materials for durable manufacturing.....	00/82	ID6	1113	287.182	285.215	281.178	279.015	283.093
Components for manufacturing.....	00/82	ID6	112	184.855	185.151	185.385	186.419	187.064
Components for nondurable manufacturing.....		ID6	1121	147.930	148.182	147.894	147.919	148.505
Components for durable manufacturing.....		ID6	1122	130.270	130.477	130.665	131.431	131.882
Materials and components for construction.....	00/82	ID6	12	351.288	350.621	349.688	349.776	349.938
Materials for construction.....		ID6	121	167.765	167.599	166.463	165.578	165.964
Components for construction.....		ID6	122	178.042	177.585	177.648	178.451	178.269
Processed fuels and lubricants for intermediate demand.....	00/82	ID6	13	295.513	290.150	261.508	275.434	270.949
Processed fuels and lubricants to manufacturing industries.....	00/82	ID6	131	295.567	290.546	274.255	282.550	269.193

See footnotes at end of table.

Table 3. Producer price indexes for Final Demand-Intermediate Demand groupings, seasonally adjusted — Continued

[February 2023, Index base Nov. 2009=100, unless otherwise indicated]

Grouping	Other index base	Commodity code		Seasonally adjusted index ¹				
		Group code	Item code	Oct. 2022	Nov. 2022 ^P	Dec. 2022 ^P	Jan. 2023 ^P	Feb. 2023 ^P
Processed fuels and lubricants to nonmanufacturing industries.....	00/82	ID6	132	296.017	290.533	257.793	273.457	271.717
Containers for intermediate demand.....	00/82	ID6	14	314.516	315.075	315.091	314.691	314.882
Supplies for intermediate demand.....	00/82	ID6	15	252.384	252.936	252.812	253.886	253.241
Supplies to manufacturing industries.....	00/82	ID6	151	248.417	247.895	247.963	247.720	247.900
Supplies to nonmanufacturing industries.....	00/82	ID6	152	250.997	251.713	251.559	252.829	252.060
Supplies to nonmanufacturing industries, feeds.....	00/82	ID6	1521	256.258	256.898	255.502	254.370	248.213
Supplies to nonmanufacturing industries, other than feeds.....	00/82	ID6	1522	252.467	253.196	253.165	254.656	254.579
Unprocessed goods								
Unprocessed goods for intermediate demand.....	00/82	ID6	2	300.637	291.397	295.953	277.375	266.915
Unprocessed foodstuffs and feedstuffs.....	00/82	ID6	21	256.594	256.510	255.979	241.539	238.818
Unprocessed nonfood materials.....	00/82	ID6	22	319.566	304.721	312.410	291.558	276.172
Unprocessed nonfood materials except fuel.....	00/82	ID6	221	359.956	354.321	329.450	329.825	343.477
Unprocessed nonfood materials except fuel to manufacturing industries.....	00/82	ID6	2211	335.468	329.940	305.562	305.479	318.649
Unprocessed nonfood materials except fuel to nonmanufacturing industries.....	00/82	ID6	2212	328.684	329.266	331.307	342.849	344.119
Unprocessed fuel.....	00/82	ID6	222	242.424	216.947	265.777	205.770	136.446
Unprocessed fuel to manufacturing industries.....	00/82	ID6	2221	285.224	272.520	273.121	250.192	226.462
Unprocessed fuel to nonmanufacturing industries.....	00/82	ID6	2222	246.796	219.824	272.943	209.194	135.394
Services								
Services for intermediate demand.....		ID6	3	141.787	142.926	142.941	144.008	144.389
Trade services for intermediate demand ⁵		ID6	33	169.382	170.825	168.713	168.856	167.614
Trade services for manufacturing industries.....	12/12	ID6	331	154.045	155.220	153.158	154.961	153.257
Trade services for nonmanufacturing industries.....	12/12	ID6	332	151.406	152.833	151.087	149.603	149.040
Transportation and warehousing services for intermediate demand.....		ID6	32	159.177	157.142	157.598	157.549	157.226
Transportation of passengers for intermediate demand.....		ID6	321	137.124	132.279	137.037	140.250	136.703
Transportation of passengers for manufacturing industries.....		ID6	3211	137.305	132.338	137.213	140.486	136.868
Transportation of passengers for nonmanufacturing industries.....		ID6	3212	137.163	132.333	137.077	140.283	136.744
Transportation and warehousing of goods for intermediate demand.....		ID6	322	161.575	159.843	159.835	159.489	159.469
Transportation and warehousing of goods for manufacturing industries.....	12/12	ID6	3221	136.000	136.631	135.509	133.317	132.702
Transportation and warehousing of goods for nonmanufacturing industries.....	12/12	ID6	3222	143.799	141.683	141.983	142.244	142.401
Services less trade, transportation, and warehousing for intermediate demand.....		ID6	31	131.238	132.833	133.363	134.827	135.686
Services less trade, transportation, and warehousing for manufacturing industries.....		ID6	311	124.535	124.766	124.975	126.381	126.783
Services less trade, transportation, and warehousing for nonmanufacturing industries.....		ID6	312	131.447	133.089	133.631	135.097	135.971
Construction								
Construction for intermediate demand.....		ID6	4	141.124	141.280	141.344	142.288	142.812
Intermediate Demand by Commodity Type Special Groupings								
Processed materials less foods and feeds.....	00/82	ID6	9111	271.199	269.602	262.506	265.667	264.878
Processed foods and feeds.....	00/82	ID6	9112	254.533	256.463	254.920	255.372	250.452
Processed energy goods.....	00/82	ID6	9113	296.885	291.497	262.722	276.713	272.206
Processed materials less energy.....	00/82	ID6	9118	259.618	259.367	258.391	258.570	258.231
Processed materials less foods and energy.....	00/82	ID6	9115	259.766	259.256	258.351	258.481	258.733
Intermediate distributive services ⁶	04/10	ID6	9116	163.429	163.735	162.398	162.347	161.645
Processed goods plus intermediate distributive services.....	04/10	ID6	9117	151.175	150.735	147.726	148.856	148.201
Unprocessed materials less agricultural products.....	00/82	ID6	9211	320.594	304.899	315.631	291.957	274.429
Unprocessed energy materials ⁷	00/82	ID6	9212	263.221	245.714	258.113	229.674	208.747
Unprocessed materials less energy.....	00/82	ID6	9213	308.352	307.421	305.512	296.325	295.618
Unprocessed nonfood materials less energy ⁸	00/82	ID6	9216	460.814	457.398	451.482	458.917	464.438
Intermediate Demand by Production Flow								
Stage 4 Intermediate Demand								
Stage 4 intermediate demand.....		ID5	4	146.264	146.892	146.389	147.715	147.726
Inputs to stage 4 goods producers.....		ID5	41	146.118	146.529	145.797	146.276	146.086
Goods.....		ID5	411	141.083	141.075	140.637	140.798	140.994
Foods.....		ID5	4111	160.361	160.757	157.930	158.233	156.368
Energy.....		ID5	4112	176.164	180.648	180.011	173.300	172.854
Goods excluding foods and energy.....		ID5	4113	137.924	137.816	137.739	137.935	138.452
Services.....		ID5	412	162.977	164.559	162.997	164.486	163.029
Trade services.....		ID5	4123	173.737	175.795	173.645	175.374	173.292
Transportation and warehousing services.....		ID5	4122	140.012	139.781	139.926	139.191	137.687
Transportation of passengers.....		ID5	41221	137.329	132.357	137.237	140.512	136.891
Transportation and warehousing of goods.....		ID5	41222	149.809	150.491	149.720	148.148	146.961
Services less trade, transportation, and warehousing.....		ID5	4121	125.979	126.262	126.464	127.686	128.177
Inputs to stage 4 services producers.....		ID5	42	141.418	142.417	142.525	144.403	144.461

See footnotes at end of table.

Table 3. Producer price indexes for Final Demand-Intermediate Demand groupings, seasonally adjusted — Continued

[February 2023, Index base Nov. 2009=100, unless otherwise indicated]

Grouping	Other index base	Commodity code		Seasonally adjusted index ¹				
		Group code	Item code	Oct. 2022	Nov. 2022 ^P	Dec. 2022 ^P	Jan. 2023 ^P	Feb. 2023 ^P
Goods.....		ID5	421	147.506	147.247	146.091	148.711	147.875
Foods.....		ID5	4211	150.936	152.451	150.674	150.727	148.719
Energy.....		ID5	4212	147.501	145.289	142.169	148.861	146.854
Goods excluding foods and energy.....		ID5	4213	145.950	146.210	146.274	147.143	147.356
Services.....		ID5	422	139.078	140.531	141.096	142.754	143.110
Trade services.....		ID5	4223	158.660	160.058	158.614	158.970	157.325
Transportation and warehousing services.....		ID5	4222	150.128	148.458	150.586	152.450	152.711
Transportation of passengers.....		ID5	42221	136.788	131.874	136.698	139.943	136.358
Transportation and warehousing of goods.....		ID5	42222	153.013	151.935	153.573	155.213	156.143
Services less trade, transportation, and warehousing.....		ID5	4221	134.797	136.565	137.237	138.999	139.578
Construction.....		ID5	423	141.124	141.280	141.344	142.288	142.812
Inputs to stage 4 construction producers.....		ID5	43	164.133	163.799	161.399	162.242	162.515
Goods.....		ID5	431	168.942	168.279	165.660	166.957	167.360
Energy.....		ID5	4312	192.494	185.844	160.193	170.122	172.267
Goods excluding foods and energy.....		ID5	4313	170.575	170.481	170.047	170.506	170.745
Services.....		ID5	432	151.905	152.354	150.490	150.187	150.143
Trade services.....		ID5	4323	170.164	170.526	166.748	167.273	167.279
Transportation and warehousing services.....		ID5	4322	157.338	158.275	156.773	152.788	151.429
Transportation of passengers.....		ID5	43221	143.147	137.976	143.051	146.459	142.692
Transportation and warehousing of goods.....		ID5	43222	158.510	159.616	157.930	153.750	152.442
Services less trade, transportation, and warehousing.....		ID5	4321	128.360	128.721	128.754	129.232	129.643
Stage 3 Intermediate Demand								
Stage 3 intermediate demand.....		ID5	3	152.639	151.979	149.043	149.177	148.849
Inputs to stage 3 goods producers.....		ID5	31	166.056	164.753	162.612	160.179	159.456
Goods.....		ID5	311	163.635	161.977	159.773	156.556	155.935
Foods.....		ID5	3111	191.395	189.978	189.096	178.871	175.456
Energy.....		ID5	3112	188.059	184.338	153.763	155.540	151.724
Goods excluding foods and energy.....		ID5	3113	154.733	153.065	152.061	151.469	152.195
Services.....		ID5	312	164.024	164.286	162.562	163.334	162.271
Trade services.....		ID5	3123	168.375	168.395	165.920	168.799	167.467
Transportation and warehousing services.....		ID5	3122	157.861	158.565	157.604	154.457	153.078
Transportation of passengers.....		ID5	31221	146.215	140.925	146.117	149.603	145.749
Transportation and warehousing of goods.....		ID5	31222	158.275	159.326	158.010	154.505	153.265
Services less trade, transportation, and warehousing.....		ID5	3121	129.858	130.155	130.026	131.361	131.894
Inputs to stage 3 services producers.....		ID5	32	141.696	141.551	137.979	140.007	139.981
Goods.....		ID5	321	152.773	150.731	133.553	140.422	138.214
Foods.....		ID5	3211	160.954	162.459	161.759	165.937	162.554
Energy.....		ID5	3212	170.100	166.402	138.073	149.155	145.553
Goods excluding foods and energy.....		ID5	3213	135.665	136.194	136.183	136.636	136.604
Services.....		ID5	322	137.917	138.361	138.982	139.798	140.333
Trade services.....		ID5	3223	190.556	192.508	191.573	188.347	190.436
Transportation and warehousing services.....		ID5	3222	164.739	161.000	161.623	162.700	163.050
Transportation of passengers.....		ID5	32221	104.409	104.310	104.506	104.482	104.397
Transportation and warehousing of goods.....		ID5	32222	165.254	161.495	162.121	163.203	163.555
Services less trade, transportation, and warehousing.....		ID5	3221	127.946	129.379	130.116	131.096	131.590
Construction.....		ID5	323	141.124	141.280	141.344	142.288	142.812
Inputs to stage 3 construction producers.....		ID5	33	144.051	144.054	140.396	139.616	138.653
Goods.....		ID5	331	137.788	136.900	135.954	135.394	135.197
Goods excluding foods and energy.....		ID5	3313	175.575	174.444	173.238	172.525	172.273
Services.....		ID5	332	169.809	170.589	164.051	163.190	161.215
Trade services.....		ID5	3323	175.023	175.862	168.777	167.690	165.532
Transportation and warehousing services.....		ID5	3322	115.198	115.399	115.250	115.545	114.618
Transportation and warehousing of goods.....		ID5	33222	121.596	121.808	121.651	121.962	120.984
Services less trade, transportation, and warehousing.....		ID5	3321	121.883	121.948	121.533	124.080	124.071
Stage 2 Intermediate Demand								
Stage 2 intermediate demand.....		ID5	2	140.893	139.434	140.907	138.292	136.857
Inputs to stage 2 goods producers.....		ID5	21	137.664	134.332	136.313	130.759	126.728
Goods.....		ID5	211	139.069	134.639	137.235	129.625	124.176
Foods.....		ID5	2111	175.180	176.512	175.415	171.276	169.641
Energy.....		ID5	2112	116.643	109.177	113.874	101.806	93.096
Goods excluding foods and energy.....		ID5	2113	147.231	147.224	146.783	147.370	147.743
Services.....		ID5	212	146.475	147.165	146.904	147.592	147.811
Trade services.....		ID5	2123	165.453	166.193	164.908	164.523	162.300
Transportation and warehousing services.....		ID5	2122	168.176	167.628	167.087	167.576	168.043
Transportation of passengers.....		ID5	21221	137.628	132.933	137.549	140.691	137.228
Transportation and warehousing of goods.....		ID5	21222	169.941	169.736	168.774	169.181	169.840
Services less trade, transportation, and warehousing.....		ID5	2121	127.850	129.435	130.752	133.014	135.877
Construction.....		ID5	213	141.124	141.280	141.344	142.288	142.812

See footnotes at end of table.

Table 3. Producer price indexes for Final Demand-Intermediate Demand groupings, seasonally adjusted — Continued

[February 2023, Index base Nov. 2009=100, unless otherwise indicated]

Grouping	Other index base	Commodity code		Seasonally adjusted index ¹				
		Group code	Item code	Oct. 2022	Nov. 2022 ^P	Dec. 2022 ^P	Jan. 2023 ^P	Feb. 2023 ^P
Inputs to stage 2 services producers.....		ID5	22	139.977	140.934	141.714	142.871	144.739
Goods.....		ID5	221	147.958	147.628	146.423	147.287	146.965
Foods.....		ID5	2211	133.400	132.318	130.746	128.975	126.768
Energy.....		ID5	2212	196.555	190.791	170.122	183.521	181.192
Goods excluding foods and energy.....		ID5	2213	145.383	145.394	145.395	145.472	145.305
Services.....		ID5	222	138.455	139.630	140.725	141.922	144.083
Trade services.....		ID5	2223	179.696	183.700	192.401	183.534	182.635
Transportation and warehousing services.....		ID5	2222	164.034	152.692	154.299	151.617	149.630
Transportation of passengers.....		ID5	22221	137.741	132.802	137.651	140.913	137.308
Transportation and warehousing of goods.....		ID5	22222	169.544	156.959	157.960	154.184	152.485
Services less trade, transportation, and warehousing.....		ID5	2221	135.545	137.526	138.138	140.102	142.728
Construction.....		ID5	223	141.124	141.280	141.344	142.288	142.812
Stage 1 Intermediate Demand								
Stage 1 intermediate demand.....		ID5	1	148.218	148.418	145.843	146.843	146.201
Inputs to stage 1 goods producers.....		ID5	11	151.665	150.907	148.708	149.327	148.614
Goods.....		ID5	111	152.834	151.710	149.247	149.280	148.723
Foods.....		ID5	1111	176.781	174.854	170.986	170.295	168.630
Energy.....		ID5	1112	149.446	148.183	141.552	145.249	142.883
Goods excluding foods and energy.....		ID5	1113	153.515	152.531	151.230	150.527	150.567
Services.....		ID5	112	152.330	152.532	150.984	153.248	152.076
Trade services.....		ID5	1123	167.468	167.684	165.044	168.486	166.078
Transportation and warehousing services.....		ID5	1122	159.685	158.015	158.218	158.291	157.765
Transportation of passengers.....		ID5	11221	137.303	132.332	137.211	140.485	136.865
Transportation and warehousing of goods.....		ID5	11222	163.446	162.386	161.730	160.935	161.174
Services less trade, transportation, and warehousing.....		ID5	1121	107.269	107.750	107.655	108.394	108.860
Construction.....		ID5	113	141.124	141.280	141.344	142.288	142.812
Inputs to stage 1 services producers.....		ID5	12	144.454	145.281	143.002	144.422	143.868
Goods.....		ID5	121	155.835	155.064	147.825	151.086	149.683
Foods.....		ID5	1211	213.973	211.598	229.184	223.719	187.426
Energy.....		ID5	1212	191.334	188.123	163.802	172.418	167.954
Goods excluding foods and energy.....		ID5	1213	146.865	147.248	147.797	148.845	149.034
Services.....		ID5	122	138.454	140.078	140.284	140.955	140.760
Trade services.....		ID5	1223	168.261	171.158	169.678	168.032	169.200
Transportation and warehousing services.....		ID5	1222	143.755	142.211	143.534	145.182	143.914
Transportation of passengers.....		ID5	12221	137.221	132.253	137.129	140.401	136.783
Transportation and warehousing of goods.....		ID5	12222	162.547	162.790	162.230	163.208	163.046
Services less trade, transportation, and warehousing.....		ID5	1221	133.184	135.064	135.319	136.061	135.883
Construction.....		ID5	123	141.124	141.280	141.344	142.288	142.812
Inputs to stage 1 construction producers.....		ID5	13	167.746	167.769	162.596	162.792	161.885
Goods.....		ID5	131	169.698	169.314	164.235	165.535	164.799
Energy.....		ID5	1312	204.261	200.765	156.309	166.099	158.892
Goods excluding foods and energy.....		ID5	1313	167.889	167.904	167.874	168.191	168.205
Services.....		ID5	132	163.926	164.756	159.394	157.182	155.865
Trade services.....		ID5	1323	170.093	170.900	164.690	163.602	162.181
Transportation and warehousing services.....		ID5	1322	132.272	133.221	131.530	127.240	126.219
Transportation and warehousing of goods.....		ID5	13222	136.818	137.800	136.050	131.614	130.557
Services less trade, transportation, and warehousing.....		ID5	1321	133.502	133.858	134.181	135.014	134.721
Intermediate Demand by Production Flow Special Groupings								
Total goods inputs to stage 4 intermediate demand.....	04/10	ID5	9411	145.465	145.259	144.206	145.336	145.264
Total services inputs to stage 4 intermediate demand.....	04/10	ID5	9412	143.325	144.716	144.741	146.232	146.314
Total construction inputs to stage 4 intermediate demand.....	04/10	ID5	9413	139.955	140.109	140.173	141.109	141.629
Total foods inputs to stage 4 intermediate demand.....	04/10	ID5	9414	152.892	153.743	151.413	151.609	149.725
Total energy goods inputs to stage 4 intermediate demand.....	04/10	ID5	9415	142.825	140.359	134.275	140.483	139.287
Total goods less foods and energy inputs to stage 4 intermediate demand.....	04/10	ID5	9416	145.922	145.896	145.769	146.168	146.552
Total goods inputs to stage 3 intermediate demand.....	04/10	ID5	9311	152.759	151.094	145.317	144.730	143.760
Total services inputs to stage 3 intermediate demand.....	04/10	ID5	9312	141.529	141.941	142.033	142.813	143.056
Total construction inputs to stage 3 intermediate demand.....	04/10	ID5	9313	139.955	140.109	140.173	141.109	141.629
Total foods inputs to stage 3 intermediate demand.....	04/10	ID5	9314	170.120	168.881	168.097	159.107	156.068
Total energy goods inputs to stage 3 intermediate demand.....	04/10	ID5	9315	169.537	165.911	137.798	147.272	143.706
Total goods less foods and energy inputs to stage 3 intermediate demand.....	04/10	ID5	9316	145.660	144.398	143.581	143.170	143.733
Total goods inputs to stage 2 intermediate demand.....	04/10	ID5	9211	133.238	129.416	131.521	125.105	120.419
Total services inputs to stage 2 intermediate demand.....	04/10	ID5	9212	140.772	141.847	142.654	143.732	145.439
Total construction inputs to stage 2 intermediate demand.....	04/10	ID5	9213	139.955	140.109	140.173	141.109	141.629
Total foods inputs to stage 2 intermediate demand.....	04/10	ID5	9214	175.681	176.992	175.883	171.746	170.090
Total energy goods inputs to stage 2 intermediate demand.....	04/10	ID5	9215	115.107	107.818	112.124	100.577	92.115
Total goods less foods and energy inputs to stage 2 intermediate demand.....	04/10	ID5	9216	138.426	138.423	138.103	138.545	138.779
Total goods inputs to stage 1 intermediate demand.....	04/10	ID5	9111	139.255	138.469	134.436	135.609	134.836

See footnotes at end of table.

Table 3. Producer price indexes for Final Demand-Intermediate Demand groupings, seasonally adjusted — Continued

[February 2023, Index base Nov. 2009=100, unless otherwise indicated]

Grouping	Other index base	Commodity code		Seasonally adjusted index ¹				
		Group code	Item code	Oct. 2022	Nov. 2022 ^p	Dec. 2022 ^p	Jan. 2023 ^p	Feb. 2023 ^p
Total services inputs to stage 1 intermediate demand.....	04/10	ID5	9112	141.939	143.222	142.651	143.385	142.946
Total construction inputs to stage 1 intermediate demand.....	04/10	ID5	9117	139.955	140.109	140.173	141.109	141.629
Total foods inputs to stage 1 intermediate demand.....	04/10	ID5	9114	167.207	165.383	162.160	161.389	159.015
Total energy goods inputs to stage 1 intermediate demand.....	04/10	ID5	9115	169.901	167.493	148.838	155.227	151.511
Total goods less foods and energy inputs to stage 1 intermediate demand.....	04/10	ID5	9116	127.964	127.685	127.321	127.371	127.438

¹ All indexes are subject to revision for 4 months after their originally scheduled publication to incorporate late reports and corrections by survey respondents. In addition, seasonally adjusted indexes are subject to change for up to 5 years due to the recalculation of seasonal factors published each January.

² PPI defines Total finished as including only the personal consumption and private capital investment portions of final demand.

³ Trade indexes measure changes in margins received by wholesalers and retailers.

⁴ The PPI definition of foods does not include food and beverages for immediate consumption. PPI defines food and beverages for immediate consumption as the service of preparing meals, snacks, and beverages to customer order for immediate on-premises and off-premises consumption.

⁵ Distributive services include transportation, warehousing, and trade of goods.

⁶ Includes intermediate trade, transportation, and warehousing services.

⁷ Includes crude petroleum.

⁸ Excludes crude petroleum.

p Preliminary

"/" Data not available.

Table 4. Producer price index percentage changes and weights for Final Demand-Intermediate Demand groupings, not seasonally adjusted
[February 2023]

Title	Commodity code		Relative Importance Dec. 2022 ¹	Unadjusted 12-month percent change ² Feb. 2022 to Feb. 2023 ^P	Unadjusted 1-month percent change ²				
	Group code	Item code			Sept. to Oct.	Oct. to Nov. ^P	Nov. to Dec. ^P	Dec. to Jan. ^P	Jan. to Feb. ^P
Final Demand									
Final demand.....	FD	4	100.000	4.6	0.5	0.0	-0.6	0.6	0.0
Final demand goods.....	FD	41	30.721	5.4	0.4	-0.1	-2.0	1.6	-0.1
Final demand foods.....	FD	411	5.953	6.9	0.3	3.3	-1.0	-1.0	-2.1
Finished consumer foods ³	FD	4111	4.521	7.7	0.8	3.6	-1.0	-1.2	-2.6
Finished consumer foods, crude.....	FD	41113	0.606	15.6	14.4	22.5	-1.2	-16.6	-18.6
Finished consumer foods, processed.....	FD	41112	3.915	6.2	-0.9	0.8	-0.9	1.2	-0.5
Government purchased foods.....	FD	4112	0.408	4.0	-0.5	0.8	-0.4	-0.1	-1.3
Foods for export.....	FD	4113	1.024	4.4	-1.8	2.8	-1.2	-0.7	-0.1
Final demand energy.....	FD	412	5.845	5.1	1.4	-3.9	-9.8	6.5	0.4
Finished consumer energy goods ³	FD	4121	4.458	4.3	1.3	-4.2	-8.6	7.0	1.2
Government purchased energy.....	FD	4122	0.933	10.2	2.2	-3.2	-14.2	7.4	-2.2
Energy for export.....	FD	4123	0.454	3.8	-0.2	-2.0	-12.8	0.4	-2.0
Final demand goods less foods and energy.....	FD	413	18.922	5.2	0.1	0.2	0.1	0.8	0.3
Finished goods less foods and energy ³	FD	4131	10.796	6.8	0.5	0.4	0.2	0.9	0.4
Finished consumer goods less foods and energy.....	FD	41311	5.749	6.5	0.4	0.5	0.1	0.9	0.5
Nondurable consumer goods less foods and energy.....	FD	413111	3.454	7.2	0.3	0.7	0.0	1.1	0.7
Durable consumer goods.....	FD	413112	2.295	5.3	0.6	0.3	0.3	0.4	0.2
Private capital equipment.....	FD	41312	5.047	7.1	0.7	0.3	0.3	0.9	0.2
Private capital equipment for manufacturing industries.....	FD	413121	1.225	8.5	0.4	0.4	0.3	1.0	0.4
Private capital equipment for nonmanufacturing industries.....	FD	413122	3.822	6.7	0.7	0.3	0.3	0.8	0.2
Government purchased goods, excluding foods and energy.....	FD	4132	1.972	5.0	0.0	0.1	0.1	0.8	0.0
Government purchased goods excluding foods, energy, and capital equipment.....	FD	41321	1.163	5.7	-0.1	0.0	0.0	0.8	-0.1
Government purchased capital equipment.....	FD	41322	0.809	3.9	0.1	0.2	0.2	0.7	0.2
Goods for export, excluding foods and energy.....	FD	4133	6.154	2.4	-0.6	-0.1	0.0	0.9	0.4
Final demand services.....	FD	42	66.603	3.8	0.5	0.0	0.2	0.1	0.1
Final demand trade services ⁴	FD	423	19.642	4.2	0.6	-0.4	0.3	-1.2	-0.3
Trade of finished goods ³	FD	4231	16.988	4.2	0.8	-0.7	0.3	-1.3	-0.2
Trade of personal consumption goods.....	FD	42311	13.855	5.0	1.2	-1.1	-0.1	-1.1	0.3
Trade of private capital equipment.....	FD	42312	3.133	0.5	-1.0	1.2	1.8	-2.4	-2.4
Trade of government purchased goods.....	FD	4232	0.746	5.2	-0.3	1.3	0.8	-1.5	-1.1
Trade of government purchased goods, excluding capital equipment.....	FD	42321	0.463	6.8	-0.2	1.1	-1.0	-0.9	0.0
Trade of government purchased capital equipment.....	FD	42322	0.283	2.7	-0.6	1.8	3.7	-2.4	-2.9
Trade of exports.....	FD	4233	1.908	3.8	-0.2	1.2	0.2	-0.3	-1.8
Final demand transportation and warehousing services.....	FD	422	5.218	6.9	1.0	-0.9	0.0	-1.0	-1.4
Transportation of passengers for final demand.....	FD	4221	1.282	22.2	6.2	-5.2	3.0	1.7	-3.4
Transportation of private passengers.....	FD	42211	0.865	22.2	6.1	-5.2	3.0	1.7	-3.4
Transportation of government passengers.....	FD	42212	0.103	21.9	6.1	-5.2	3.0	1.7	-3.4
Transportation of passengers for export.....	FD	42213	0.314	22.5	6.2	-5.3	3.1	1.8	-3.5
Transportation and warehousing of goods for final demand.....	FD	4222	3.936	2.2	-0.7	0.7	-1.1	-1.9	-0.7
Transportation and warehousing of finished goods ³	FD	42221	2.565	1.7	-0.8	0.7	-1.1	-2.4	-0.7
Transportation and warehousing of personal consumption goods.....	FD	422211	2.062	1.8	-0.7	0.7	-1.1	-2.2	-0.7
Transportation and warehousing of private capital equipment.....	FD	422212	0.503	1.1	-0.9	0.7	-1.1	-2.9	-0.8
Transportation and warehousing of government purchased goods.....	FD	42222	0.233	3.8	-0.6	0.5	-0.6	-1.7	-0.4
Transportation and warehousing of exports.....	FD	42223	1.138	2.9	-0.7	0.6	-1.1	-1.0	-0.6
Final demand services less trade, transportation, and warehousing.....	FD	421	41.742	3.3	0.3	0.3	0.1	0.8	0.5
Finished services less trade, transportation, and warehousing ³	FD	4211	36.483	3.1	0.3	0.2	0.1	0.7	0.5
Finished consumer services less trade, transportation, and warehousing.....	FD	42111	32.129	3.0	0.4	0.3	0.1	0.8	0.6
Private capital investment services less trade, transportation, and warehousing.....	FD	42112	4.354	3.9	-0.2	-0.2	0.1	0.4	-0.1
Government purchased services less trade, transportation, and warehousing.....	FD	4212	2.674	2.3	0.2	0.2	0.0	1.1	0.2
Gov. purchased services less trade, transportation, and warehousing, excl. capital investment.....	FD	42121	2.515	2.3	0.2	0.3	0.0	1.1	0.2
Government purchased capital investment services less trade, transportation, and warehousing.....	FD	42122	0.159	1.6	-0.5	-1.0	0.3	1.0	0.4
Services for export less trade, transportation, and warehousing.....	FD	4213	2.585	6.2	0.1	1.6	0.3	2.1	1.1
Final demand construction.....	FD	43	2.676	16.2	2.6	0.1	0.0	1.8	0.1
Construction for private capital investment.....	FD	431	1.861	17.1	2.6	0.1	0.1	1.9	0.1
Construction for government.....	FD	432	0.815	14.5	2.6	0.0	0.0	1.7	0.1
Special Groupings of Final Demand									
Final demand less exports.....	FD	49101	86.423	4.7	0.6	-0.1	-0.6	0.6	0.1
Final demand less government.....	FD	49102	92.116	4.5	0.5	0.0	-0.5	0.5	0.1

See footnotes at end of table.

Table 4. Producer price index percentage changes and weights for Final Demand-Intermediate Demand groupings, not seasonally adjusted — Continued
[February 2023]

Title	Commodity code		Relative Importance Dec. 2022 ¹	Unadjusted 12-month percent change ² Feb. 2022 to Feb. 2023 ^P	Unadjusted 1-month percent change ²				
	Group code	Item code			Sept. to Oct.	Oct. to Nov. ^P	Nov. to Dec. ^P	Dec. to Jan. ^P	Jan. to Feb. ^P
Final demand less foods, food and nonalcoholic beverages for immediate consumption, and energy ⁵	FD	49103	87.788	4.4	0.5	0.1	0.2	0.3	0.2
Final demand less foods and energy ⁵	FD	49104	88.202	4.4	0.4	0.0	0.2	0.3	0.2
Final demand less foods and food and nonalcoholic beverages for immediate consumption ⁵	FD	49105	93.633	4.5	0.5	-0.3	-0.6	0.7	0.2
Final demand less foods ⁵	FD	49106	94.047	4.4	0.5	-0.2	-0.6	0.7	0.2
Final demand less energy.....	FD	49107	94.155	4.6	0.4	0.3	0.1	0.2	0.0
Final demand less trade services.....	FD	49108	80.358	4.6	0.4	0.1	-0.8	1.0	0.1
Final demand less distributive services ⁶	FD	49109	76.422	4.8	0.5	0.0	-0.8	1.2	0.2
Final demand goods less energy.....	FD	49111	24.875	5.5	0.2	0.9	-0.1	0.4	-0.2
Final demand goods less foods.....	FD	49112	24.767	5.2	0.4	-0.8	-2.3	2.2	0.4
Final demand services less trade services.....	FD	49113	46.960	3.6	0.4	0.2	0.1	0.6	0.3
Final demand distributive services ⁶	FD	49114	23.578	3.9	0.4	-0.2	0.1	-1.3	-0.4
Final demand goods plus final demand distributive services ⁶	FD	49115	54.298	4.7	0.4	-0.2	-1.2	0.3	-0.2
Final demand less foods, energy, and trade services ⁵	FD	49116	68.560	4.4	0.4	0.2	0.1	0.7	0.3
Private and government purchased capital equipment.....	FD	49117	5.856	6.7	0.6	0.3	0.3	0.8	0.2
Private and government purchased capital investment services.....	FD	49118	8.432	2.5	-0.6	0.5	0.9	-1.0	-1.1
Total private and government purchased capital investment.....	FD	49119	14.288	5.7	0.3	0.4	0.6	0.1	-0.4
Total finished ³	FD	49201	78.537	4.6	0.6	-0.1	-0.5	0.5	0.1
Total finished less foods, food and nonalcoholic beverages for immediate consumption, and energy ^{3, 5}	FD	49202	69.149	4.5	0.6	0.0	0.2	0.2	0.2
Total finished less foods and energy ^{3, 5}	FD	49203	69.558	4.4	0.6	0.0	0.2	0.2	0.2
Total finished less foods and food and nonalcoholic beverages for immediate consumption ^{3, 5}	FD	49204	73.607	4.4	0.6	-0.3	-0.5	0.6	0.3
Total finished less foods ^{3, 5}	FD	49205	74.016	4.4	0.6	-0.3	-0.5	0.6	0.3
Total finished less energy ³	FD	49206	74.079	4.7	0.6	0.2	0.1	0.1	0.0
Finished goods ³	FD	49207	19.775	6.4	0.8	0.0	-2.1	1.8	-0.1
Finished goods less energy ³	FD	49208	15.317	6.9	0.6	1.3	-0.1	0.3	-0.5
Finished goods, excluding foods ^{3, 5}	FD	49209	15.254	6.1	0.8	-1.0	-2.4	2.6	0.6
Finished services ³	FD	49210	56.901	3.7	0.5	-0.1	0.2	0.0	0.2
Private capital investment services.....	FD	49211	7.990	2.5	-0.6	0.5	0.8	-0.9	-1.0
Finished distributive services ^{3, 6}	FD	49212	19.553	3.8	0.6	-0.5	0.1	-1.5	-0.2
Finished services less trade services ³	FD	49213	39.913	3.4	0.4	0.1	0.1	0.6	0.3
Finished services less distributive services ^{3, 6}	FD	49214	37.348	3.5	0.5	0.1	0.2	0.8	0.4
Total private capital investment (goods, services, and construction).....	FD	49215	14.898	5.5	0.2	0.4	0.5	0.0	-0.5
Finished goods plus finished distributive services ^{3, 6}	FD	49216	39.328	5.1	0.7	-0.3	-1.1	0.2	-0.2
Total exports.....	FD	49301	13.577	3.9	-0.3	0.4	-0.5	0.7	0.0
Goods for export.....	FD	49302	7.632	2.7	-0.7	0.1	-0.9	0.6	0.2
Services for export.....	FD	49303	5.945	5.6	0.1	0.9	0.2	0.7	-0.4
Total government purchases.....	FD	49401	7.884	5.7	0.6	-0.2	-1.9	1.5	-0.4
Government purchased goods.....	FD	49402	3.313	6.3	0.6	-0.8	-4.1	2.5	-0.8
Government purchased services.....	FD	49403	3.756	3.6	0.2	0.3	0.2	0.4	-0.2
Total government purchased capital investment (goods, services, construction).....	FD	49404	2.066	7.2	0.8	0.3	0.7	0.7	-0.2
Government purchases, defense.....	FD	49405	2.342	4.7	0.5	-0.2	-2.0	1.6	-0.4
Government purchases, non-defense.....	FD	49406	5.542	6.0	0.6	-0.3	-1.9	1.4	-0.4
Personal consumption.....	FD	49501	63.639	4.4	0.7	-0.2	-0.7	0.6	0.2
Personal consumption goods (finished consumer goods).....	FD	49502	14.728	6.1	0.8	-0.2	-3.0	2.1	-0.2
Personal consumption goods less energy.....	FD	49503	10.270	6.9	0.6	1.8	-0.3	0.0	-0.9
Personal consumption goods less foods.....	FD	49504	10.207	5.6	0.8	-1.6	-3.8	3.5	0.8
Personal consumption nondurable goods less foods.....	FD	49508	7.912	5.8	0.9	-2.1	-4.8	4.4	1.0
Personal consumption services.....	FD	49505	48.911	3.9	0.7	-0.2	0.1	0.2	0.4
Personal consumption less trade services.....	FD	49506	49.784	4.2	0.6	0.1	-0.9	1.1	0.2
Personal consumption less distributive services ⁶	FD	49507	47.722	4.3	0.6	0.0	-0.9	1.2	0.2
Personal consumption less foods and energy.....	FD	49510	54.660	4.2	0.7	-0.1	0.1	0.2	0.4
Personal consumption less foods, energy, and trade services ⁴	FD	49511	40.805	3.8	0.5	0.2	0.1	0.7	0.4
Personal consumption less foods, energy, and distributive services ⁶	FD	49512	38.743	4.0	0.5	0.2	0.2	0.8	0.5
Personal consumption goods plus personal consumption distributive services ⁶	FD	49509	30.645	5.3	0.9	-0.5	-1.6	0.4	0.0
Intermediate Demand by Commodity Type									
Processed goods									
Processed goods for intermediate demand.....	ID6	1	100.000	2.1	-0.5	-1.0	-2.9	1.2	-0.3
Materials and components for manufacturing.....	ID6	11	42.988	-1.6	-1.2	-0.4	-0.8	0.1	0.0
Materials for manufacturing.....	ID6	111	27.087	-5.3	-1.8	-0.7	-1.3	-0.3	-0.2
Materials for food manufacturing.....	ID6	1111	4.441	4.4	-0.1	0.5	-0.9	0.1	-2.2
Materials for nondurable manufacturing.....	ID6	1112	12.298	-2.9	-1.3	-0.9	-1.3	-0.3	-1.2
Materials for durable manufacturing.....	ID6	1113	10.348	-10.7	-3.1	-0.9	-1.5	-0.4	1.7
Components for manufacturing.....	ID6	112	15.901	5.4	0.0	0.1	0.1	0.6	0.3

See footnotes at end of table.

Table 4. Producer price index percentage changes and weights for Final Demand-Intermediate Demand groupings, not seasonally adjusted — Continued
[February 2023]

Title	Commodity code		Relative Importance Dec. 2022 ¹	Unadjusted 12-month percent change ² Feb. 2022 to Feb. 2023 ^P	Unadjusted 1-month percent change ²				
	Group code	Item code			Sept. to Oct.	Oct. to Nov. ^P	Nov. to Dec. ^P	Dec. to Jan. ^P	Jan. to Feb. ^P
Components for nondurable manufacturing.....	ID6	1121	0.796	5.1	-0.3	0.2	-0.2	0.0	0.4
Components for durable manufacturing.....	ID6	1122	15.105	5.4	0.1	0.1	0.1	0.7	0.3
Materials and components for construction.....	ID6	12	10.365	2.9	-0.4	-0.3	-0.3	0.6	0.1
Materials for construction.....	ID6	121	4.589	-1.2	-0.6	-0.3	-0.8	0.6	0.4
Components for construction.....	ID6	122	5.776	6.1	-0.2	-0.3	0.0	0.6	0.0
Processed fuels and lubricants for intermediate demand.....	ID6	13	19.623	5.7	0.7	-3.6	-11.4	5.0	-1.5
Processed fuels and lubricants to manufacturing industries.....	ID6	131	4.883	5.8	-1.2	-3.2	-6.6	3.2	-3.6
Processed fuels and lubricants to nonmanufacturing industries.....	ID6	132	14.740	5.6	1.4	-3.7	-12.9	5.6	-0.8
Containers for intermediate demand.....	ID6	14	3.112	7.3	0.0	0.2	0.0	0.0	0.1
Supplies for intermediate demand.....	ID6	15	23.911	5.4	-0.5	0.2	-0.1	0.6	-0.1
Supplies to manufacturing industries.....	ID6	151	3.184	3.9	-0.5	-0.2	0.0	-0.1	0.1
Supplies to nonmanufacturing industries.....	ID6	152	20.727	5.6	-0.4	0.2	-0.1	0.7	-0.1
Supplies to nonmanufacturing industries, feeds.....	ID6	1521	2.361	6.6	-2.1	0.5	-0.4	0.4	-0.7
Supplies to nonmanufacturing industries, other than feeds.....	ID6	1522	18.366	5.6	-0.3	0.2	-0.1	0.7	0.0
Unprocessed goods									
Unprocessed goods for intermediate demand.....	ID6	2	100.000	-10.9	-9.6	-2.7	2.3	-5.5	-3.3
Unprocessed foodstuffs and feedstuffs.....	ID6	21	35.620	2.1	0.5	1.1	0.3	-4.4	-0.1
Unprocessed nonfood materials.....	ID6	22	64.381	-16.9	-13.9	-4.6	3.3	-6.1	-5.1
Unprocessed nonfood materials except fuel.....	ID6	221	45.037	-8.2	-1.2	-1.4	-6.0	1.0	4.3
Unprocessed nonfood materials except fuel to manufacturing industries.....	ID6	2211	43.152	-9.0	-1.3	-1.5	-6.3	0.8	4.5
Unprocessed nonfood materials except fuel to nonmanufacturing industries.....	ID6	2212	1.885	12.6	0.0	-0.2	0.3	4.8	0.5
Unprocessed fuel.....	ID6	222	19.344	-46.1	-30.6	-10.5	22.5	-22.6	-33.7
Unprocessed fuel to manufacturing industries.....	ID6	2221	1.007	-4.1	-11.7	-4.4	0.2	-8.4	-9.5
Unprocessed fuel to nonmanufacturing industries.....	ID6	2222	18.337	-48.3	-31.6	-10.9	24.2	-23.4	-35.3
Services									
Services for intermediate demand.....	ID6	3	100.000	6.0	0.4	0.8	-0.2	1.2	0.1
Trade services for intermediate demand ⁴	ID6	33	18.467	3.6	0.0	0.8	-1.2	0.2	-0.6
Trade services for manufacturing industries.....	ID6	331	9.100	4.2	0.0	0.7	-1.4	1.1	-1.1
Trade services for nonmanufacturing industries.....	ID6	332	9.367	3.1	0.0	0.9	-1.0	-0.7	-0.1
Transportation and warehousing services for intermediate demand.....	ID6	32	14.424	4.1	0.9	-1.5	0.1	0.6	-0.3
Transportation of passengers for intermediate demand.....	ID6	321	1.070	21.9	6.1	-5.2	3.0	1.7	-3.4
Transportation of passengers for manufacturing industries.....	ID6	3211	0.127	22.5	6.2	-5.3	3.1	1.8	-3.5
Transportation of passengers for nonmanufacturing industries.....	ID6	3212	0.943	21.8	6.0	-5.2	3.0	1.7	-3.4
Transportation and warehousing of goods for intermediate demand.....	ID6	322	13.354	2.7	0.5	-1.2	-0.1	0.5	-0.1
Transportation and warehousing of goods for manufacturing industries.....	ID6	3221	2.932	4.4	-0.6	0.4	-0.8	-1.6	-0.5
Transportation and warehousing of goods for nonmanufacturing industries.....	ID6	3222	10.422	2.3	0.7	-1.6	0.1	1.1	0.0
Services less trade, transportation, and warehousing for intermediate demand.....	ID6	31	67.109	7.0	0.4	1.3	0.1	1.5	0.4
Services less trade, transportation, and warehousing for manufacturing industries.....	ID6	311	2.057	5.4	0.4	0.0	0.0	1.5	0.5
Services less trade, transportation, and warehousing for nonmanufacturing industries.....	ID6	312	65.052	7.1	0.4	1.4	0.1	1.5	0.4
Construction									
Construction for intermediate demand.....	ID6	4	100.000	5.5	0.6	0.1	0.0	0.7	0.4
Special Groupings of Intermediate Demand by Commodity Type									
Processed materials less foods and feeds.....	ID6	9111	90.955	1.9	-0.5	-1.1	-3.1	1.3	-0.2
Processed foods and feeds.....	ID6	9112	9.045	5.0	-0.7	0.5	-0.7	0.4	-1.6
Processed energy goods.....	ID6	9113	19.623	5.7	0.7	-3.6	-11.4	5.0	-1.5
Processed materials less energy.....	ID6	9118	80.377	1.3	-0.8	-0.2	-0.5	0.3	0.0
Processed materials less foods and energy.....	ID6	9115	71.332	0.9	-0.8	-0.3	-0.5	0.3	0.2
Intermediate distributive services ⁷	ID6	9116	31.821	3.4	0.1	0.1	-0.8	0.3	-0.4
Processed goods plus intermediate distributive services.....	ID6	9117	-	2.5	-0.3	-0.7	-2.3	1.0	-0.3
Unprocessed materials less agricultural products.....	ID6	9211	58.886	-18.7	-14.9	-5.0	4.2	-6.9	-6.2
Unprocessed energy materials ⁸	ID6	9212	44.011	-23.2	-18.1	-6.6	5.0	-11.0	-9.1
Unprocessed materials less energy.....	ID6	9213	55.989	-0.6	-1.3	0.6	0.5	-1.5	0.5
Unprocessed nonfood materials less energy ⁹	ID6	9216	20.369	-4.7	-4.6	-0.4	1.0	3.5	1.5
Intermediate Demand by Production Flow									
Stage 4 Intermediate Demand									
Stage 4 intermediate demand.....	ID5	4	100.000	4.8	-0.1	0.3	-0.5	1.2	0.0
Inputs to stage 4 goods producers.....	ID5	41	30.323	3.7	-0.2	0.3	-0.6	0.5	0.0
Goods.....	ID5	411	22.393	3.7	-0.3	0.0	-0.4	0.3	0.3

See footnotes at end of table.

Table 4. Producer price index percentage changes and weights for Final Demand-Intermediate Demand groupings, not seasonally adjusted — Continued
[February 2023]

Title	Commodity code		Relative Importance Dec. 2022 ¹	Unadjusted 12-month percent change ² Feb. 2022 to Feb. 2023 ^P	Unadjusted 1-month percent change ²				
	Group code	Item code			Sept. to Oct.	Oct. to Nov. ^P	Nov. to Dec. ^P	Dec. to Jan. ^P	Jan. to Feb. ^P
Foods.....	ID5	4111	3.288	6.3	0.0	0.5	-1.7	0.7	-0.3
Energy.....	ID5	4112	0.202	9.2	7.1	1.7	-2.6	-3.1	0.2
Goods excluding foods and energy.....	ID5	4113	18.903	3.2	-0.4	-0.1	-0.1	0.3	0.4
Services.....	ID5	412	7.930	3.5	0.1	0.9	-1.0	1.0	-0.9
Trade services.....	ID5	4123	5.937	2.9	0.1	1.2	-1.3	1.0	-1.2
Transportation and warehousing services.....	ID5	4122	0.515	5.6	0.3	-0.4	0.0	-0.6	-1.2
Transportation of passengers.....	ID5	41221	0.078	22.5	6.2	-5.3	3.1	1.8	-3.5
Transportation and warehousing of goods.....	ID5	41222	0.437	3.1	-0.7	0.4	-0.5	-1.1	-0.8
Services less trade, transportation, and warehousing.....	ID5	4121	1.478	5.0	0.3	0.1	0.0	1.7	0.6
Inputs to stage 4 services producers.....	ID5	42	54.857	6.1	-0.2	0.5	-0.1	1.7	-0.1
Goods.....	ID5	421	13.958	5.8	-1.1	-1.0	-1.2	2.2	-0.7
Foods.....	ID5	4211	2.359	0.5	-1.5	0.3	-1.5	0.3	-1.1
Energy.....	ID5	4212	4.105	9.7	-3.2	-3.8	-3.2	5.8	-1.9
Goods excluding foods and energy.....	ID5	4213	7.494	5.5	0.1	0.2	0.0	0.8	0.2
Services.....	ID5	422	40.847	6.1	0.2	1.1	0.2	1.6	0.1
Trade services.....	ID5	4223	4.133	5.8	0.1	0.9	-0.9	0.2	-1.0
Transportation and warehousing services.....	ID5	4222	3.688	8.9	1.2	-1.4	1.3	1.9	0.0
Transportation of passengers.....	ID5	42221	0.491	22.3	6.2	-5.3	3.0	1.7	-3.4
Transportation and warehousing of goods.....	ID5	42222	3.197	7.0	0.5	-0.8	1.0	1.9	0.5
Services less trade, transportation, and warehousing.....	ID5	4221	33.026	5.8	0.1	1.4	0.3	1.7	0.3
Construction.....	ID5	423	0.052	5.5	0.6	0.1	0.0	0.7	0.4
Inputs to stage 4 construction producers.....	ID5	43	14.819	2.5	0.1	-0.5	-1.9	1.1	0.4
Goods.....	ID5	431	10.791	2.8	0.2	-0.7	-2.2	1.4	0.5
Energy.....	ID5	4312	0.840	-1.6	5.0	-5.9	-20.2	7.9	3.4
Goods excluding foods and energy.....	ID5	4313	9.951	3.2	-0.3	-0.2	-0.3	0.8	0.2
Services.....	ID5	432	4.028	1.7	-0.2	0.3	-1.2	0.2	0.1
Trade services.....	ID5	4323	1.737	-0.1	-0.3	0.2	-2.2	0.5	0.3
Transportation and warehousing services.....	ID5	4322	0.722	1.4	-0.7	0.6	-1.0	-2.6	-0.9
Transportation of passengers.....	ID5	43221	0.015	22.4	6.2	-5.3	3.1	1.8	-3.5
Transportation and warehousing of goods.....	ID5	43222	0.707	1.0	-0.9	0.7	-1.1	-2.6	-0.9
Services less trade, transportation, and warehousing.....	ID5	4321	1.569	4.6	0.2	0.3	-0.1	1.2	0.4
Stage 3 Intermediate Demand									
Stage 3 intermediate demand.....	ID5	3	100.000	2.3	0.2	-0.4	-2.2	0.5	-0.1
Inputs to stage 3 goods producers.....	ID5	31	45.396	-1.3	-0.8	-0.6	-1.3	-1.2	-0.1
Goods.....	ID5	311	35.711	-2.7	-1.0	-0.8	-1.4	-1.6	0.0
Foods.....	ID5	3111	11.819	0.9	0.7	0.5	0.2	-4.6	-1.2
Energy.....	ID5	3112	1.238	-1.9	1.3	-2.9	-18.7	1.4	-0.7
Goods excluding foods and energy.....	ID5	3113	22.654	-4.3	-2.0	-1.3	-0.8	-0.2	0.6
Services.....	ID5	312	9.685	4.9	-0.1	0.1	-1.2	0.5	-0.6
Trade services.....	ID5	3123	5.316	5.3	-0.1	-0.1	-1.6	1.6	-0.8
Transportation and warehousing services.....	ID5	3122	3.003	3.9	-0.3	0.4	-0.6	-2.0	-0.9
Transportation of passengers.....	ID5	31221	0.144	22.5	6.2	-5.3	3.1	1.8	-3.5
Transportation and warehousing of goods.....	ID5	31222	2.859	3.1	-0.7	0.7	-0.8	-2.2	-0.8
Services less trade, transportation, and warehousing.....	ID5	3121	1.366	6.4	0.6	0.1	-0.2	1.6	0.6
Inputs to stage 3 services producers.....	ID5	32	53.446	5.9	1.1	-0.3	-2.9	1.9	-0.1
Goods.....	ID5	321	10.524	7.4	2.9	-2.2	-12.3	4.5	-1.1
Foods.....	ID5	3211	0.090	8.3	-1.1	0.9	-0.4	2.6	-2.0
Energy.....	ID5	3212	6.519	8.7	4.3	-3.5	-18.4	6.9	-1.6
Goods excluding foods and energy.....	ID5	3213	3.915	5.4	0.0	0.4	0.0	0.4	0.0
Services.....	ID5	322	42.349	5.5	0.5	0.4	0.2	1.3	0.2
Trade services.....	ID5	3223	2.635	11.4	-0.5	1.0	-0.5	-1.6	1.1
Transportation and warehousing services.....	ID5	3222	10.001	0.9	1.3	-2.5	0.2	1.8	0.1
Transportation of passengers.....	ID5	32221	0.021	2.8	0.2	-0.2	0.1	0.1	-0.2
Transportation and warehousing of goods.....	ID5	32222	9.980	0.9	1.3	-2.5	0.2	1.8	0.1
Services less trade, transportation, and warehousing.....	ID5	3221	29.713	6.5	0.4	1.3	0.3	1.4	0.1
Construction.....	ID5	323	0.573	5.5	0.6	0.1	0.0	0.7	0.4
Inputs to stage 3 construction producers.....	ID5	33	1.157	-5.9	0.1	-0.1	-2.1	0.3	0.1
Goods.....	ID5	331	0.569	-2.2	-0.6	-0.8	-0.7	0.1	0.1
Goods excluding foods and energy.....	ID5	3313	0.569	-2.2	-0.6	-0.8	-0.7	0.1	0.1
Services.....	ID5	332	0.588	-8.4	0.7	0.4	-3.2	0.6	0.1
Trade services.....	ID5	3323	0.543	-9.2	0.7	0.4	-3.3	0.5	0.2
Transportation and warehousing services.....	ID5	3322	0.016	9.0	-0.6	0.2	-0.1	0.3	-0.8
Transportation and warehousing of goods.....	ID5	33222	0.016	9.0	-0.6	0.2	-0.1	0.3	-0.8
Services less trade, transportation, and warehousing.....	ID5	3321	0.029	8.0	0.5	0.0	-0.4	2.2	0.0
Stage 2 Intermediate Demand									

See footnotes at end of table.

Table 4. Producer price index percentage changes and weights for Final Demand-Intermediate Demand groupings, not seasonally adjusted — Continued
[February 2023]

Title	Commodity code		Relative Importance Dec. 2022 ¹	Unadjusted 12-month percent change ² Feb. 2022 to Feb. 2023 ^P	Unadjusted 1-month percent change ²				
	Group code	Item code			Sept. to Oct.	Oct. to Nov. ^P	Nov. to Dec. ^P	Dec. to Jan. ^P	Jan. to Feb. ^P
Stage 2 intermediate demand.....	ID5	2	100.000	-1.0	-4.8	-0.9	0.9	-1.5	-1.2
Inputs to stage 2 goods producers.....	ID5	21	54.614	-8.5	-8.8	-2.4	1.6	-3.7	-3.0
Goods.....	ID5	211	41.174	-12.8	-11.0	-3.1	2.2	-5.1	-4.1
Foods.....	ID5	2111	4.315	4.4	-4.4	2.2	0.0	0.1	1.0
Energy.....	ID5	2112	21.420	-23.6	-18.0	-6.4	4.3	-10.6	-8.6
Goods excluding foods and energy.....	ID5	2113	15.439	-1.7	-2.1	-0.1	0.2	1.0	0.1
Services.....	ID5	212	13.177	8.6	0.5	0.6	-0.4	0.7	0.0
Trade services.....	ID5	2123	5.199	5.3	0.6	0.4	-0.9	-0.3	-1.3
Transportation and warehousing services.....	ID5	2122	4.453	8.1	0.3	-0.5	-0.4	0.2	0.2
Transportation of passengers.....	ID5	21221	0.167	21.1	5.9	-5.0	2.9	1.7	-3.3
Transportation and warehousing of goods.....	ID5	21222	4.286	7.4	0.0	-0.2	-0.6	0.2	0.3
Services less trade, transportation, and warehousing.....	ID5	2121	3.525	14.4	0.4	1.9	0.5	2.7	1.5
Construction.....	ID5	213	0.263	5.5	0.6	0.1	0.0	0.7	0.4
Inputs to stage 2 services producers.....	ID5	22	45.386	8.7	0.7	0.9	0.1	1.2	0.9
Goods.....	ID5	221	5.020	4.2	-0.1	-0.4	-1.1	0.5	-0.2
Foods.....	ID5	2211	0.055	-1.9	-3.0	-0.6	-1.0	-0.8	-0.9
Energy.....	ID5	2212	0.350	3.5	1.6	-4.4	-11.9	5.1	-1.5
Goods excluding foods and energy.....	ID5	2213	4.615	4.3	-0.2	0.0	-0.2	0.2	-0.1
Services.....	ID5	222	39.489	9.5	0.8	1.1	0.3	1.4	1.1
Trade services.....	ID5	2223	2.263	11.0	-1.1	2.1	4.9	-4.5	-0.5
Transportation and warehousing services.....	ID5	2222	2.842	-10.6	3.6	-7.2	0.9	-1.9	-1.5
Transportation of passengers.....	ID5	22221	0.388	22.3	6.2	-5.3	3.0	1.7	-3.4
Transportation and warehousing of goods.....	ID5	22222	2.454	-14.5	3.2	-7.5	0.6	-2.5	-1.2
Services less trade, transportation, and warehousing.....	ID5	2221	34.384	11.2	0.7	1.8	-0.1	2.0	1.4
Construction.....	ID5	223	0.877	5.5	0.6	0.1	0.0	0.7	0.4
Stage 1 Intermediate Demand									
Stage 1 intermediate demand.....	ID5	1	100.000	3.6	0.2	-0.2	-1.9	0.9	-0.2
Inputs to stage 1 goods producers.....	ID5	11	33.622	0.2	-1.3	-0.6	-1.4	0.6	-0.4
Goods.....	ID5	111	24.730	-1.4	-1.7	-0.9	-1.5	0.3	-0.3
Foods.....	ID5	1111	3.334	5.3	-2.8	-0.2	-1.6	0.2	0.8
Energy.....	ID5	1112	3.858	6.1	-0.3	-2.0	-4.6	1.2	-2.2
Goods excluding foods and energy.....	ID5	1113	17.538	-4.1	-1.9	-0.7	-0.8	0.1	0.0
Services.....	ID5	112	8.891	4.5	-0.2	0.1	-1.1	1.5	-0.8
Trade services.....	ID5	1123	5.434	4.0	-0.3	0.1	-1.7	2.0	-1.5
Transportation and warehousing services.....	ID5	1122	0.606	15.3	0.4	-1.3	0.0	-0.1	-0.5
Transportation of passengers.....	ID5	11221	0.103	22.5	6.2	-5.3	3.1	1.8	-3.5
Transportation and warehousing of goods.....	ID5	11222	0.503	13.8	-0.5	-0.7	-0.4	-0.5	0.1
Services less trade, transportation, and warehousing.....	ID5	1121	2.851	3.2	0.1	0.4	-0.2	1.0	0.5
Construction.....	ID5	113	0.001	5.5	0.6	0.1	0.0	0.7	0.4
Inputs to stage 1 services producers.....	ID5	12	53.476	6.6	1.0	0.1	-1.9	1.1	-0.2
Goods.....	ID5	121	16.341	7.4	1.2	-1.2	-5.2	2.0	-0.7
Foods.....	ID5	1211	0.115	69.7	20.8	-1.1	8.3	-2.4	-16.2
Energy.....	ID5	1212	5.454	6.1	2.6	-3.5	-14.3	4.4	-2.1
Goods excluding foods and energy.....	ID5	1213	10.772	7.9	0.2	0.2	0.3	0.8	0.1
Services.....	ID5	122	37.132	6.2	0.8	0.8	0.0	0.7	0.1
Trade services.....	ID5	1223	3.680	8.0	-0.9	1.6	-0.7	-0.9	0.7
Transportation and warehousing services.....	ID5	1222	4.369	10.7	2.0	-1.7	0.6	1.9	-1.2
Transportation of passengers.....	ID5	12221	1.346	22.5	6.2	-5.3	3.1	1.8	-3.5
Transportation and warehousing of goods.....	ID5	12222	3.023	6.0	0.1	0.1	-0.5	2.0	-0.2
Services less trade, transportation, and warehousing.....	ID5	1221	29.083	5.3	0.9	1.1	0.0	0.7	0.2
Construction.....	ID5	123	0.003	5.5	0.6	0.1	0.0	0.7	0.4
Inputs to stage 1 construction producers.....	ID5	13	12.902	1.4	0.7	-0.3	-3.1	0.8	-0.1
Goods.....	ID5	131	9.191	5.7	0.9	-0.5	-3.3	1.3	-0.2
Energy.....	ID5	1312	0.911	6.1	8.8	-3.0	-23.1	3.4	-2.9
Goods excluding foods and energy.....	ID5	1313	8.280	5.6	-0.2	-0.1	-0.2	1.0	0.1
Services.....	ID5	132	3.711	-6.7	0.3	0.3	-2.8	-0.4	0.2
Trade services.....	ID5	1323	2.767	-7.5	0.5	0.3	-3.1	0.5	0.5
Transportation and warehousing services.....	ID5	1322	0.852	0.6	-0.9	0.7	-1.3	-3.3	-0.8
Transportation and warehousing of goods.....	ID5	13222	0.852	0.6	-0.9	0.7	-1.3	-3.3	-0.8
Services less trade, transportation, and warehousing.....	ID5	1321	0.092	7.8	0.4	0.1	0.1	1.0	0.0
Special Groupings of Intermediate Demand by Production Flow									
Total goods inputs to stage 4 intermediate demand.....	ID5	9411	47.142	4.2	-0.5	-0.4	-1.0	1.1	0.0
Total services inputs to stage 4 intermediate demand.....	ID5	9412	52.805	5.3	0.2	1.0	-0.1	1.4	0.0
Total construction inputs to stage 4 intermediate demand.....	ID5	9413	0.052	5.5	0.6	0.1	0.0	0.7	0.4
Total foods inputs to stage 4 intermediate demand.....	ID5	9414	5.647	3.8	-0.6	0.4	-1.6	0.5	-0.6

See footnotes at end of table.

Table 4. Producer price index percentage changes and weights for Final Demand-Intermediate Demand groupings, not seasonally adjusted — Continued
[February 2023]

Title	Commodity code		Relative Importance Dec. 2022 ¹	Unadjusted 12-month percent change ² Feb. 2022 to Feb. 2023 ^p	Unadjusted 1-month percent change ²				
	Group code	Item code			Sept. to Oct.	Oct. to Nov. ^p	Nov. to Dec. ^p	Dec. to Jan. ^p	Jan. to Feb. ^p
Total energy goods inputs to stage 4 intermediate demand.....	ID5	9415	5.147	7.5	-1.3	-4.0	-6.4	5.8	-0.9
Total goods less foods and energy inputs to stage 4 intermediate demand.	ID5	9416	36.348	3.7	-0.3	-0.1	-0.2	0.5	0.3
Total goods inputs to stage 3 intermediate demand.....	ID5	9311	46.804	-0.5	-0.1	-1.1	-4.1	-0.3	-0.2
Total services inputs to stage 3 intermediate demand.....	ID5	9312	52.622	5.2	0.4	0.3	-0.1	1.1	0.0
Total construction inputs to stage 3 intermediate demand.....	ID5	9313	0.573	5.5	0.6	0.1	0.0	0.7	0.4
Total foods inputs to stage 3 intermediate demand.....	ID5	9314	11.909	0.9	0.7	0.5	0.2	-4.5	-1.2
Total energy goods inputs to stage 3 intermediate demand.....	ID5	9315	7.757	6.8	3.7	-3.4	-18.5	6.0	-1.5
Total goods less foods and energy inputs to stage 3 intermediate demand.	ID5	9316	27.138	-3.0	-1.7	-1.0	-0.7	-0.1	0.5
Total goods inputs to stage 2 intermediate demand.....	ID5	9211	46.194	-11.1	-10.0	-2.8	1.8	-4.5	-3.6
Total services inputs to stage 2 intermediate demand.....	ID5	9212	52.666	9.3	0.7	1.0	0.1	1.2	0.8
Total construction inputs to stage 2 intermediate demand.....	ID5	9213	1.140	5.5	0.6	0.1	0.0	0.7	0.4
Total foods inputs to stage 2 intermediate demand.....	ID5	9214	4.370	4.3	-4.4	2.2	-0.1	0.1	1.0
Total energy goods inputs to stage 2 intermediate demand.....	ID5	9215	21.770	-23.2	-17.7	-6.4	4.0	-10.4	-8.4
Total goods less foods and energy inputs to stage 2 intermediate demand.	ID5	9216	20.054	-0.4	-1.7	-0.1	0.1	0.8	0.0
Total goods inputs to stage 1 intermediate demand.....	ID5	9111	50.262	2.7	-0.3	-0.9	-3.1	1.0	-0.4
Total services inputs to stage 1 intermediate demand.....	ID5	9112	49.734	4.6	0.6	0.6	-0.5	0.8	-0.1
Total construction inputs to stage 1 intermediate demand.....	ID5	9117	0.004	5.5	0.6	0.1	0.0	0.7	0.4
Total foods inputs to stage 1 intermediate demand.....	ID5	9114	3.449	6.2	-2.3	-0.2	-1.3	0.1	0.2
Total energy goods inputs to stage 1 intermediate demand.....	ID5	9115	10.223	6.0	2.3	-3.0	-12.1	3.1	-2.2
Total goods less foods and energy inputs to stage 1 intermediate demand.	ID5	9116	36.590	1.6	-0.9	-0.3	-0.3	0.5	0.1

¹ Comprehensive relative importance figures are initially computed after the publication of December indexes and are recalculated after final December indexes are available. Individual items and subtotals may not add exactly to totals because of rounding differences.

² All indexes are subject to revision for 4 months after their originally scheduled publication to incorporate late reports and corrections by survey respondents. In addition, seasonally adjusted indexes are subject to change for up to 5 years due to the recalculation of seasonal factors published each January.

³ PPI defines Total finished as including only the personal consumption and private capital investment portions of final demand.

⁴ Trade indexes measure changes in margins received by wholesalers and retailers.

⁵ The PPI definition of foods does not include food and beverages for immediate consumption. PPI defines food and beverages for immediate consumption as the service of preparing meals, snacks, and beverages to customer order for immediate on-premises and off-premises consumption.

⁶ Distributive services include transportation, warehousing, and trade of goods.

⁷ Includes intermediate trade, transportation, and warehousing services.

⁸ Includes crude petroleum.

⁹ Excludes crude petroleum.

p Preliminary

"/" Data not available.

Table 5. Producer price indexes for Final Demand-Intermediate Demand groupings, not seasonally adjusted
 [February 2023, Index base Nov. 2009=100, unless otherwise indicated]

Title	Other index base	Commodity code		Unadjusted index ¹				
		Group code	Item code	Oct. 2022	Nov. 2022 ^p	Dec. 2022 ^p	Jan. 2023 ^p	Feb. 2023 ^p
Final Demand								
Final demand.....		FD	4	140.740	140.692	139.857	140.679	140.743
Final demand goods.....		FD	41	144.524	144.390	141.446	143.670	143.542
Final demand foods.....		FD	411	152.417	157.404	155.862	154.286	151.103
Finished consumer foods ²	00/82	FD	4111	267.778	277.361	274.658	271.435	264.426
Finished consumer foods, crude.....	00/82	FD	411113	349.208	427.748	422.468	352.541	286.971
Finished consumer foods, processed.....	00/82	FD	41112	259.615	261.809	259.377	262.511	261.103
Government purchased foods.....		FD	4112	152.464	153.712	153.043	152.962	151.003
Foods for export.....		FD	4113	158.239	162.740	160.715	159.627	159.479
Final demand energy.....		FD	412	158.888	152.728	137.765	146.780	147.428
Finished consumer energy goods ²	00/82	FD	4121	239.956	229.894	210.163	224.864	227.612
Government purchased energy.....		FD	4122	190.865	184.798	158.491	170.205	166.502
Energy for export.....		FD	4123	171.658	168.181	146.660	147.204	144.295
Final demand goods less foods and energy.....		FD	413	138.191	138.487	138.675	139.853	140.339
Finished goods less foods and energy ²	00/82	FD	4131	241.029	242.058	242.555	244.627	245.543
Finished consumer goods less foods and energy.....	00/82	FD	41311	268.019	269.437	269.749	272.060	273.383
Nondurable consumer goods less foods and energy.....	00/82	FD	413111	344.729	347.069	347.068	351.037	353.494
Durable consumer goods.....	00/82	FD	413112	188.752	189.265	189.864	190.670	190.981
Private capital equipment.....	00/82	FD	41312	206.793	207.436	208.073	209.846	210.362
Private capital equipment for manufacturing industries.....	00/82	FD	413121	219.917	220.904	221.583	223.716	224.530
Private capital equipment for nonmanufacturing industries.....	00/82	FD	413122	202.852	203.400	204.025	205.691	206.120
Government purchased goods, excluding foods and energy.....		FD	4132	135.352	135.446	135.564	136.594	136.590
Government purchased goods excluding foods, energy, and capital equipment.....		FD	41321	145.396	145.404	145.441	146.639	146.444
Government purchased capital equipment.....		FD	41322	120.803	121.005	121.223	122.031	122.256
Goods for export, excluding foods and energy.....		FD	4133	136.208	136.049	136.085	137.269	137.836
Final demand services.....		FD	42	137.757	137.747	137.964	138.080	138.227
Final demand trade services ³		FD	423	152.263	151.674	152.078	150.213	149.691
Trade of finished goods ²		FD	4231	151.383	150.390	150.767	148.787	148.561
Trade of personal consumption goods.....		FD	42311	151.617	149.992	149.824	148.240	148.754
Trade of private capital equipment.....		FD	42312	148.676	150.465	153.228	149.482	145.906
Trade of government purchased goods.....		FD	4232	157.888	160.001	161.238	158.827	157.069
Trade of government purchased goods, excluding capital equipment.....		FD	42321	163.175	164.938	163.308	161.789	161.723
Trade of government purchased capital equipment.....		FD	42322	148.400	151.024	156.603	152.816	148.421
Trade of exports.....		FD	4233	158.585	160.562	160.896	160.337	157.494
Final demand transportation and warehousing services.....		FD	422	157.497	156.022	155.993	154.381	152.249
Transportation of passengers for final demand.....		FD	4221	139.028	131.736	135.738	138.104	133.353
Transportation of private passengers.....		FD	42211	139.020	131.747	135.739	138.100	133.358
Transportation of government passengers.....		FD	42212	138.759	131.568	135.515	137.855	133.156
Transportation of passengers for export.....		FD	42213	139.070	131.696	135.743	138.130	133.337
Transportation and warehousing of goods for final demand.....		FD	4222	163.729	164.813	163.024	159.866	158.770
Transportation and warehousing of finished goods ²		FD	42221	162.778	163.890	162.068	158.212	157.029
Transportation and warehousing of personal consumption goods.....		FD	422211	162.932	164.031	162.221	158.580	157.428
Transportation and warehousing of private capital equipment.....		FD	422212	162.166	163.328	161.460	156.725	155.419
Transportation and warehousing of government purchased goods.....		FD	42222	160.486	161.303	160.286	157.501	156.856
Transportation and warehousing of exports.....		FD	42223	167.820	168.906	167.005	165.365	164.367
Final demand services less trade, transportation, and warehousing.....		FD	421	129.230	129.630	129.786	130.877	131.528
Finished services less trade, transportation, and warehousing ²		FD	4211	129.795	130.090	130.239	131.193	131.814
Finished consumer services less trade, transportation, and warehousing.....		FD	42111	129.001	129.363	129.517	130.532	131.250
Private capital investment services less trade, transportation, and warehousing.....		FD	42112	137.144	136.849	136.961	137.447	137.317
Government purchased services less trade, transportation, and warehousing.....		FD	4212	120.595	120.856	120.898	122.267	122.506
Gov. purchased services less trade, transportation, and warehousing, excl. capital investment.....		FD	42121	121.104	121.428	121.456	122.840	123.063
Government purchased capital investment services less trade, transportation, and warehousing.....		FD	42122	107.798	106.756	107.085	108.165	108.619
Services for export less trade, transportation, and warehousing.....		FD	4213	131.704	133.799	134.166	136.941	138.511
Final demand construction.....		FD	43	173.117	173.290	173.366	176.518	176.657
Construction for private capital investment.....		FD	431	177.229	177.453	177.585	180.905	181.023
Construction for government.....		FD	432	165.435	165.514	165.490	168.304	168.489
Final Demand Special Groupings								
Final demand less exports.....	04/10	FD	49101	138.361	138.204	137.354	138.145	138.225
Final demand less government.....	04/10	FD	49102	138.577	138.553	137.881	138.589	138.706
Final demand less foods, food and nonalcoholic beverages for immediate consumption, and energy ¹	04/10	FD	49103	137.377	137.453	137.668	138.068	138.307
Final demand less foods and energy ⁴	04/10	FD	49104	137.066	137.133	137.339	137.752	137.969
Final demand less foods and food and nonalcoholic beverages for immediate consumption ⁴	04/10	FD	49105	138.425	138.074	137.248	138.210	138.476

See footnotes at end of table.

Table 5. Producer price indexes for Final Demand-Intermediate Demand groupings, not seasonally adjusted — Continued

[February 2023, Index base Nov. 2009=100, unless otherwise indicated]

Title	Other index base	Commodity code		Unadjusted index ¹				
		Group code	Item code	Oct. 2022	Nov. 2022 ^p	Dec. 2022 ^p	Jan. 2023 ^p	Feb. 2023 ^p
Final demand less foods ⁴	04/10	FD	49106	138.013	137.675	136.895	137.837	138.080
Final demand less energy.....	04/10	FD	49107	137.679	138.032	138.135	138.436	138.461
Final demand less trade services.....	01/10	FD	49108	136.482	136.561	135.438	136.834	137.024
Final demand less distributive services ⁵	01/10	FD	49109	135.476	135.519	134.420	136.012	136.257
Final demand goods less energy.....	01/10	FD	49111	139.858	141.101	140.937	141.505	141.189
Final demand goods less foods.....	04/10	FD	49112	139.652	138.522	135.374	138.342	138.855
Final demand services less trade services.....	04/10	FD	49113	130.733	130.963	131.101	131.929	132.314
Final demand distributive services ⁵	04/10	FD	49114	150.942	150.578	150.694	148.667	148.068
Final demand goods plus final demand distributive services ⁵	04/10	FD	49115	145.142	144.918	143.231	143.667	143.346
Final demand less foods, energy, and trade services ⁴	08/13	FD	49116	125.479	125.713	125.856	126.785	127.165
Private and government purchased capital equipment.....	08/13	FD	49117	124.792	125.155	125.518	126.555	126.856
Private and government purchased capital investment services.....	08/13	FD	49118	131.757	132.421	133.616	132.330	130.927
Total private and government purchased capital investment.....	08/13	FD	49119	131.971	132.459	133.193	133.318	132.749
Total finished ²	01/10	FD	49201	139.074	138.935	138.254	138.929	139.077
Total finished less foods, food and nonalcoholic beverages for immediate consumption, and energy ^{2, 4}	12/10	FD	49202	136.856	136.812	137.038	137.277	137.556
Total finished less foods and energy ^{2, 4}	01/10	FD	49203	137.671	137.637	137.857	138.104	138.385
Total finished less foods and food and nonalcoholic beverages for immediate consumption ^{2, 4}	12/10	FD	49204	137.125	136.657	136.027	136.827	137.195
Total finished less foods ^{2, 4}	01/10	FD	49205	138.480	138.021	137.389	138.199	138.570
Total finished less energy ²	01/10	FD	49206	138.360	138.642	138.761	138.895	138.942
Finished goods ²	00/82	FD	49207	255.481	255.366	249.973	254.401	254.187
Finished goods less energy ²	00/82	FD	49208	247.472	250.687	250.365	251.000	249.773
Finished goods, excluding foods ^{2, 4}	00/82	FD	49209	251.388	248.866	242.827	249.259	250.835
Finished services ²	01/10	FD	49210	136.446	136.271	136.478	136.473	136.712
Private capital investment services.....	04/10	FD	49211	141.913	142.584	143.721	142.356	140.893
Finished distributive services ^{2, 5}	04/10	FD	49212	149.636	148.873	149.022	146.857	146.520
Finished services less trade services ²	04/10	FD	49213	130.654	130.824	130.960	131.686	132.096
Finished services less distributive services ^{2, 5}	04/10	FD	49214	129.152	129.274	129.510	130.488	130.987
Total private capital investment (goods, services, and construction).....	04/10	FD	49215	139.891	140.420	141.178	141.196	140.556
Finished goods plus finished distributive services ²	04/10	FD	49216	145.932	145.542	144.001	144.244	144.020
Total exports.....	04/10	FD	49301	139.262	139.887	139.250	140.167	140.110
Goods for export.....	00/82	FD	49302	235.917	236.162	234.064	235.544	236.026
Services for export.....	04/10	FD	49303	146.012	147.386	147.620	148.642	148.113
Total government purchases.....	04/10	FD	49401	138.242	137.909	135.346	137.309	136.733
Government purchased goods.....	00/82	FD	49402	245.019	243.027	233.002	238.884	236.983
Government purchased services.....	04/10	FD	49403	129.421	129.850	130.169	130.752	130.496
Total government purchased capital investment (goods, services, construction).....	08/13	FD	49404	129.445	129.847	130.704	131.590	131.282
Government purchases, defense.....	05/15	FD	49405	125.231	124.949	122.425	124.351	123.825
Government purchases, non-defense.....	05/15	FD	49406	132.649	132.288	129.792	131.613	131.034
Personal consumption.....	01/10	FD	49501	138.792	138.504	137.504	138.328	138.655
Personal consumption goods (finished consumer goods).....	00/82	FD	49502	276.365	275.898	267.745	273.330	272.796
Personal consumption goods less energy.....	00/82	FD	49503	268.591	273.453	272.496	272.388	270.066
Personal consumption goods less foods.....	00/82	FD	49504	277.771	273.221	262.914	272.212	274.440
Personal consumption nondurable goods less foods.....	00/82	FD	49508	316.332	309.661	294.777	307.866	310.949
Personal consumption services.....	04/10	FD	49505	135.077	134.779	134.848	135.052	135.551
Personal consumption less trade services.....	04/10	FD	49506	135.004	135.072	133.853	135.273	135.552
Personal consumption less distributive services ⁵	04/10	FD	49507	134.230	134.267	133.066	134.667	134.997
Personal consumption less foods and energy.....	04/14	FD	49510	126.439	126.272	126.347	126.632	127.115
Personal consumption less foods, energy, and trade services ³	04/14	FD	49511	122.328	122.598	122.747	123.559	124.045
Personal consumption less foods, energy, and distributive services ⁵	04/14	FD	49512	121.662	121.904	122.123	123.120	123.675
Personal consumption goods plus personal consumption distributive services ⁵	08/13	FD	49509	135.224	134.512	132.371	132.867	132.882
Intermediate Demand by Commodity Type								
Processed goods								
Processed goods for intermediate demand.....	00/82	ID6	1	269.784	267.209	259.511	262.655	261.834
Materials and components for manufacturing.....	00/82	ID6	11	238.865	237.932	236.048	236.192	236.144
Materials for manufacturing.....		ID6	111	151.892	150.857	148.905	148.486	148.133
Materials for food manufacturing.....	00/82	ID6	1111	259.486	260.853	258.593	258.890	253.196
Materials for nondurable manufacturing.....	00/82	ID6	1112	284.728	282.055	278.484	277.524	274.227
Materials for durable manufacturing.....	00/82	ID6	1113	286.222	283.779	279.539	278.489	283.326
Components for manufacturing.....	00/82	ID6	112	184.762	185.007	185.198	186.391	187.038
Components for nondurable manufacturing.....		ID6	1121	147.915	148.166	147.882	147.919	148.533
Components for durable manufacturing.....		ID6	1122	130.201	130.371	130.527	131.410	131.862
Materials and components for construction.....	00/82	ID6	12	350.185	349.192	348.015	349.977	350.458
Materials for construction.....		ID6	121	166.926	166.504	165.239	166.172	166.781
Components for construction.....		ID6	122	177.725	177.182	177.131	178.128	178.049
Processed fuels and lubricants for intermediate demand.....	00/82	ID6	13	297.818	287.073	254.466	267.265	263.335
Processed fuels and lubricants to manufacturing industries.....	00/82	ID6	131	296.248	286.663	267.843	276.381	266.448

See footnotes at end of table.

Table 5. Producer price indexes for Final Demand-Intermediate Demand groupings, not seasonally adjusted — Continued

[February 2023, Index base Nov. 2009=100, unless otherwise indicated]

Title	Other index base	Commodity code		Unadjusted index ¹				
		Group code	Item code	Oct. 2022	Nov. 2022 ^P	Dec. 2022 ^P	Jan. 2023 ^P	Feb. 2023 ^P
Processed fuels and lubricants to nonmanufacturing industries.....	00/82	ID6	132	298.858	287.714	250.532	264.661	262.588
Containers for intermediate demand.....	00/82	ID6	14	314.389	315.068	315.006	314.850	315.028
Supplies for intermediate demand.....	00/82	ID6	15	251.743	252.196	251.913	253.404	253.187
Supplies to manufacturing industries.....	00/82	ID6	151	248.394	247.843	247.891	247.710	247.891
Supplies to nonmanufacturing industries.....	00/82	ID6	152	250.265	250.871	250.538	252.278	252.000
Supplies to nonmanufacturing industries, feeds.....	00/82	ID6	1521	250.904	252.064	251.010	251.951	250.120
Supplies to nonmanufacturing industries, other than feeds.....	00/82	ID6	1522	252.193	252.749	252.486	254.342	254.263
Unprocessed goods								
Unprocessed goods for intermediate demand.....	00/82	ID6	2	295.143	287.264	293.751	277.622	268.417
Unprocessed foodstuffs and feedstuffs.....	00/82	ID6	21	247.716	250.481	251.144	240.136	239.898
Unprocessed nonfood materials.....	00/82	ID6	22	316.422	301.938	311.971	292.930	277.909
Unprocessed nonfood materials except fuel.....	00/82	ID6	221	354.555	349.537	328.694	331.892	346.092
Unprocessed nonfood materials except fuel to manufacturing industries.....	00/82	ID6	2211	330.270	325.396	305.004	307.465	321.150
Unprocessed nonfood materials except fuel to nonmanufacturing industries.....	00/82	ID6	2212	327.160	326.647	327.590	343.244	344.893
Unprocessed fuel.....	00/82	ID6	222	242.424	216.951	265.780	205.770	136.446
Unprocessed fuel to manufacturing industries.....	00/82	ID6	2221	285.223	272.538	273.138	250.192	226.462
Unprocessed fuel to nonmanufacturing industries.....	00/82	ID6	2222	246.796	219.827	272.946	209.194	135.394
Services								
Services for intermediate demand.....		ID6	3	141.632	142.830	142.556	144.219	144.425
Trade services for intermediate demand ⁵		ID6	33	168.866	170.209	168.180	168.542	167.536
Trade services for manufacturing industries.....	12/12	ID6	331	154.070	155.180	152.994	154.701	153.011
Trade services for nonmanufacturing industries.....	12/12	ID6	332	150.451	151.761	150.289	149.296	149.139
Transportation and warehousing services for intermediate demand.....		ID6	32	158.987	156.588	156.808	157.771	157.242
Transportation of passengers for intermediate demand.....		ID6	321	138.821	131.633	135.578	137.917	133.220
Transportation of passengers for manufacturing industries.....		ID6	3211	139.044	131.676	135.720	138.105	133.316
Transportation of passengers for nonmanufacturing industries.....		ID6	3212	138.855	131.689	135.622	137.956	133.269
Transportation and warehousing of goods for intermediate demand.....		ID6	322	161.181	159.300	159.116	159.952	159.814
Transportation and warehousing of goods for manufacturing industries.....	12/12	ID6	3221	136.081	136.684	135.534	133.315	132.666
Transportation and warehousing of goods for nonmanufacturing industries.....	12/12	ID6	3222	143.336	141.059	141.170	142.770	142.804
Services less trade, transportation, and warehousing for intermediate demand.....		ID6	31	131.190	132.959	133.089	135.148	135.750
Services less trade, transportation, and warehousing for manufacturing industries.....		ID6	311	124.425	124.460	124.498	126.312	126.916
Services less trade, transportation, and warehousing for nonmanufacturing industries.....		ID6	312	131.401	133.231	133.364	135.431	136.032
Construction								
Construction for intermediate demand.....		ID6	4	141.124	141.280	141.344	142.288	142.812
Intermediate Demand by Commodity Type Special Groupings								
Processed materials less foods and feeds.....	00/82	ID6	9111	271.423	268.485	260.243	263.615	263.119
Processed foods and feeds.....	00/82	ID6	9112	253.193	254.500	252.617	253.534	249.537
Processed energy goods.....	00/82	ID6	9113	299.200	288.405	255.647	268.505	264.557
Processed materials less energy.....	00/82	ID6	9118	259.149	258.669	257.360	258.079	258.037
Processed materials less foods and energy.....	00/82	ID6	9115	259.400	258.710	257.472	258.165	258.632
Intermediate distributive services ⁶	04/10	ID6	9116	162.965	163.156	161.810	162.369	161.749
Processed goods plus intermediate distributive services.....	04/10	ID6	9117	151.089	150.106	146.662	148.058	147.564
Unprocessed materials less agricultural products.....	00/82	ID6	9211	318.650	302.692	315.476	293.596	275.465
Unprocessed energy materials ⁷	00/82	ID6	9212	263.220	245.717	258.115	229.674	208.747
Unprocessed materials less energy.....	00/82	ID6	9213	298.010	299.667	301.298	296.806	298.394
Unprocessed nonfood materials less energy ⁸	00/82	ID6	9216	446.928	445.086	449.508	465.193	472.398
Intermediate Demand by Production Flow								
Stage 4 Intermediate Demand								
Stage 4 intermediate demand.....		ID5	4	146.008	146.448	145.647	147.464	147.477
Inputs to stage 4 goods producers.....		ID5	41	145.834	146.228	145.415	146.115	146.099
Goods.....		ID5	411	140.719	140.714	140.201	140.620	141.029
Foods.....		ID5	4111	158.333	159.068	156.429	157.509	157.079
Energy.....		ID5	4112	175.826	178.743	174.175	168.841	169.105
Goods excluding foods and energy.....		ID5	4113	137.810	137.668	137.509	137.877	138.415
Services.....		ID5	412	162.910	164.419	162.757	164.379	162.969
Trade services.....		ID5	4123	173.714	175.760	173.548	175.199	173.091
Transportation and warehousing services.....		ID5	4122	140.327	139.713	139.717	138.838	137.140
Transportation of passengers.....		ID5	41221	139.069	131.695	135.743	138.129	133.336
Transportation and warehousing of goods.....		ID5	41222	149.867	150.535	149.748	148.171	146.967
Services less trade, transportation, and warehousing.....		ID5	4121	125.635	125.702	125.669	127.862	128.686
Inputs to stage 4 services producers.....		ID5	42	141.269	142.030	141.827	144.269	144.145

See footnotes at end of table.

Table 5. Producer price indexes for Final Demand-Intermediate Demand groupings, not seasonally adjusted — Continued

[February 2023, Index base Nov. 2009=100, unless otherwise indicated]

Title	Other index base	Commodity code		Unadjusted index ¹				
		Group code	Item code	Oct. 2022	Nov. 2022 ^P	Dec. 2022 ^P	Jan. 2023 ^P	Feb. 2023 ^P
Goods.....		ID5	421	147.354	145.930	144.243	147.368	146.363
Foods.....		ID5	4211	150.393	150.853	148.526	148.904	147.270
Energy.....		ID5	4212	147.592	141.968	137.482	145.431	142.659
Goods excluding foods and energy.....		ID5	4213	145.784	146.036	146.020	147.170	147.392
Services.....		ID5	422	138.930	140.479	140.811	143.023	143.194
Trade services.....		ID5	4223	158.559	159.929	158.459	158.835	157.203
Transportation and warehousing services.....		ID5	4222	150.014	147.907	149.785	152.636	152.649
Transportation of passengers.....		ID5	42221	138.509	131.219	135.220	137.584	132.838
Transportation and warehousing of goods.....		ID5	42222	152.561	151.402	152.894	155.842	156.681
Services less trade, transportation, and warehousing.....		ID5	4221	134.641	136.574	136.988	139.319	139.699
Construction.....		ID5	423	141.124	141.280	141.344	142.288	142.812
Inputs to stage 4 construction producers.....		ID5	43	163.517	162.779	159.620	161.308	161.957
Goods.....		ID5	431	168.398	167.179	163.478	165.727	166.573
Energy.....		ID5	4312	192.564	181.181	144.654	156.027	161.379
Goods excluding foods and energy.....		ID5	4313	169.959	169.703	169.117	170.517	170.938
Services.....		ID5	432	151.121	151.533	149.677	149.985	150.148
Trade services.....		ID5	4323	168.799	169.105	165.463	166.230	166.654
Transportation and warehousing services.....		ID5	4322	157.385	158.258	156.733	152.730	151.343
Transportation of passengers.....		ID5	43221	144.956	137.288	141.497	143.980	138.993
Transportation and warehousing of goods.....		ID5	43222	158.510	159.616	157.930	153.750	152.442
Services less trade, transportation, and warehousing.....		ID5	4321	127.906	128.262	128.180	129.707	130.224
Stage 3 Intermediate Demand								
Stage 3 intermediate demand.....		ID5	3	151.999	151.341	148.079	148.804	148.667
Inputs to stage 3 goods producers.....		ID5	31	164.561	163.568	161.390	159.496	159.279
Goods.....		ID5	311	161.806	160.559	158.355	155.785	155.792
Foods.....		ID5	3111	184.855	185.865	186.176	177.626	175.469
Energy.....		ID5	3112	188.044	182.624	148.407	150.433	149.444
Goods excluding foods and energy.....		ID5	3113	154.692	152.745	151.478	151.120	152.101
Services.....		ID5	312	164.023	164.156	162.243	163.026	161.976
Trade services.....		ID5	3123	168.396	168.300	165.573	168.255	166.923
Transportation and warehousing services.....		ID5	3122	157.982	158.542	157.527	154.332	152.882
Transportation of passengers.....		ID5	31221	148.066	140.221	144.527	147.067	141.966
Transportation and warehousing of goods.....		ID5	31222	158.296	159.343	158.020	154.513	153.267
Services less trade, transportation, and warehousing.....		ID5	3121	129.575	129.748	129.457	131.503	132.232
Inputs to stage 3 services producers.....		ID5	32	141.806	141.411	137.249	139.863	139.780
Goods.....		ID5	321	154.027	150.564	132.019	137.902	136.454
Foods.....		ID5	3211	160.920	162.407	161.712	165.930	162.609
Energy.....		ID5	3212	172.209	166.177	135.616	144.989	142.637
Goods excluding foods and energy.....		ID5	3213	135.598	136.110	136.058	136.617	136.598
Services.....		ID5	322	137.670	138.226	138.488	140.271	140.536
Trade services.....		ID5	3223	190.478	192.312	191.290	188.155	190.255
Transportation and warehousing services.....		ID5	3222	164.121	160.090	160.435	163.253	163.419
Transportation of passengers.....		ID5	32221	104.496	104.267	104.392	104.487	104.297
Transportation and warehousing of goods.....		ID5	32222	164.633	160.580	160.926	163.759	163.927
Services less trade, transportation, and warehousing.....		ID5	3221	127.783	129.451	129.786	131.589	131.772
Construction.....		ID5	323	141.124	141.280	141.344	142.288	142.812
Inputs to stage 3 construction producers.....		ID5	33	141.812	141.674	138.667	139.149	139.288
Goods.....		ID5	331	137.211	136.180	135.257	135.395	135.488
Goods excluding foods and energy.....		ID5	3313	174.839	173.525	172.350	172.526	172.645
Services.....		ID5	332	165.806	166.428	161.180	162.122	162.331
Trade services.....		ID5	3323	170.673	171.342	165.662	166.507	166.781
Transportation and warehousing services.....		ID5	3322	115.198	115.399	115.250	115.545	114.618
Transportation and warehousing of goods.....		ID5	33222	121.596	121.808	121.651	121.962	120.984
Services less trade, transportation, and warehousing.....		ID5	3321	121.830	121.840	121.400	124.015	123.973
Stage 2								
Stage 2 intermediate demand.....		ID5	2	140.550	139.282	140.583	138.536	136.907
Inputs to stage 2 goods producers.....		ID5	21	136.989	133.762	135.942	130.907	126.950
Goods.....		ID5	211	138.194	133.866	136.789	129.767	124.497
Foods.....		ID5	2111	167.492	171.165	171.091	171.320	173.072
Energy.....		ID5	2112	116.669	109.189	113.885	101.782	93.070
Goods excluding foods and energy.....		ID5	2113	146.190	146.091	146.321	147.807	147.885
Services.....		ID5	212	146.523	147.344	146.783	147.777	147.729
Trade services.....		ID5	2123	165.653	166.268	164.854	164.364	162.260
Transportation and warehousing services.....		ID5	2122	168.547	167.732	167.043	167.439	167.732
Transportation of passengers.....		ID5	21221	139.275	132.306	136.131	138.416	133.827
Transportation and warehousing of goods.....		ID5	21222	170.205	169.899	168.842	169.148	169.678
Services less trade, transportation, and warehousing.....		ID5	2121	127.470	129.840	130.466	133.951	135.956
Construction.....		ID5	213	141.124	141.280	141.344	142.288	142.812

See footnotes at end of table.

Table 5. Producer price indexes for Final Demand-Intermediate Demand groupings, not seasonally adjusted — Continued

[February 2023, Index base Nov. 2009=100, unless otherwise indicated]

Title	Other index base	Commodity code		Unadjusted index ¹				
		Group code	Item code	Oct. 2022	Nov. 2022 ^P	Dec. 2022 ^P	Jan. 2023 ^P	Feb. 2023 ^P
Inputs to stage 2 services producers.....		ID5	22	140.066	141.316	141.461	143.227	144.571
Goods.....		ID5	221	147.923	147.361	145.794	146.561	146.229
Foods.....		ID5	2211	131.600	130.860	129.588	128.577	127.370
Energy.....		ID5	2212	199.885	191.034	168.274	176.819	174.102
Goods excluding foods and energy.....		ID5	2213	145.152	145.103	144.844	145.129	144.963
Services.....		ID5	222	138.566	140.121	140.516	142.418	143.982
Trade services.....		ID5	2223	179.507	183.285	192.314	183.637	182.687
Transportation and warehousing services.....		ID5	2222	164.389	152.497	153.900	150.973	148.743
Transportation of passengers.....		ID5	22221	139.470	132.144	136.165	138.541	133.769
Transportation and warehousing of goods.....		ID5	22222	169.643	156.850	157.764	153.854	152.080
Services less trade, transportation, and warehousing.....		ID5	2221	135.655	138.130	137.934	140.704	142.677
Construction.....		ID5	223	141.124	141.280	141.344	142.288	142.812
Stage 1 Intermediate Demand								
Stage 1 intermediate demand.....		ID5	1	147.996	147.719	144.941	146.234	145.881
Inputs to stage 1 goods producers.....		ID5	11	150.983	150.077	147.977	148.863	148.275
Goods.....		ID5	111	151.915	150.611	148.350	148.750	148.378
Foods.....		ID5	1111	172.119	171.853	169.168	169.490	170.822
Energy.....		ID5	1112	150.956	147.920	141.130	142.867	139.654
Goods excluding foods and energy.....		ID5	1113	152.633	151.529	150.353	150.464	150.460
Services.....		ID5	112	152.264	152.400	150.677	152.959	151.745
Trade services.....		ID5	1123	167.348	167.556	164.714	167.932	165.426
Transportation and warehousing services.....		ID5	1122	160.044	157.970	158.012	157.814	157.016
Transportation of passengers.....		ID5	11221	139.043	131.670	135.717	138.103	133.311
Transportation and warehousing of goods.....		ID5	11222	163.551	162.454	161.761	160.932	161.120
Services less trade, transportation, and warehousing.....		ID5	1121	107.215	107.618	107.406	108.510	109.041
Construction.....		ID5	113	141.124	141.280	141.344	142.288	142.812
Inputs to stage 1 services producers.....		ID5	12	144.668	144.800	142.100	143.659	143.400
Goods.....		ID5	121	156.479	154.573	146.540	149.460	148.355
Foods.....		ID5	1211	213.973	211.598	229.184	223.719	187.426
Energy.....		ID5	1212	193.608	186.845	160.089	167.210	163.657
Goods excluding foods and energy.....		ID5	1213	146.754	147.111	147.617	148.792	149.011
Services.....		ID5	122	138.453	139.604	139.575	140.556	140.655
Trade services.....		ID5	1223	167.910	170.592	169.379	167.902	169.081
Transportation and warehousing services.....		ID5	1222	143.843	141.409	142.310	145.064	143.334
Transportation of passengers.....		ID5	12221	138.959	131.592	135.636	138.020	133.231
Transportation and warehousing of goods.....		ID5	12222	161.704	161.824	161.030	164.274	163.975
Services less trade, transportation, and warehousing.....		ID5	1221	133.212	134.647	134.635	135.600	135.849
Construction.....		ID5	123	141.124	141.280	141.344	142.288	142.812
Inputs to stage 1 construction producers.....		ID5	13	166.802	166.381	161.155	162.448	162.293
Goods.....		ID5	131	169.789	168.883	163.312	165.385	165.045
Energy.....		ID5	1312	208.806	202.469	155.793	161.018	156.409
Goods excluding foods and energy.....		ID5	1313	167.400	167.188	166.884	168.619	168.777
Services.....		ID5	132	160.942	161.476	156.929	156.374	156.661
Trade services.....		ID5	1323	166.441	166.893	161.684	162.486	163.267
Transportation and warehousing services.....		ID5	1322	132.272	133.221	131.530	127.240	126.219
Transportation and warehousing of goods.....		ID5	13222	136.818	137.800	136.050	131.614	130.557
Services less trade, transportation, and warehousing.....		ID5	1321	133.471	133.577	133.665	135.008	135.030
Intermediate Demand by Production Flow Special Groupings								
Total goods inputs to stage 4 intermediate demand.....	04/10	ID5	9411	145.136	144.485	143.034	144.608	144.677
Total services inputs to stage 4 intermediate demand.....	04/10	ID5	9412	143.143	144.591	144.425	146.415	146.373
Total construction inputs to stage 4 intermediate demand.....	04/10	ID5	9413	139.955	140.109	140.173	141.109	141.629
Total foods inputs to stage 4 intermediate demand.....	04/10	ID5	9414	151.524	152.129	149.678	150.438	149.511
Total energy goods inputs to stage 4 intermediate demand.....	04/10	ID5	9415	142.891	137.162	128.347	135.759	134.478
Total goods less foods and energy inputs to stage 4 intermediate demand.....	04/10	ID5	9416	145.684	145.601	145.377	146.144	146.585
Total goods inputs to stage 3 intermediate demand.....	04/10	ID5	9311	151.790	150.059	143.945	143.583	143.239
Total services inputs to stage 3 intermediate demand.....	04/10	ID5	9312	141.276	141.751	141.543	143.139	143.184
Total construction inputs to stage 3 intermediate demand.....	04/10	ID5	9313	139.955	140.109	140.173	141.109	141.629
Total foods inputs to stage 3 intermediate demand.....	04/10	ID5	9314	164.348	165.250	165.519	158.009	156.080
Total energy goods inputs to stage 3 intermediate demand.....	04/10	ID5	9315	171.255	165.447	134.918	143.048	140.938
Total goods less foods and energy inputs to stage 3 intermediate demand.....	04/10	ID5	9316	145.607	144.117	143.086	142.891	143.665
Total goods inputs to stage 2 intermediate demand.....	04/10	ID5	9211	132.486	128.729	131.079	125.155	120.621
Total services inputs to stage 2 intermediate demand.....	04/10	ID5	9212	140.869	142.273	142.463	144.155	145.342
Total construction inputs to stage 2 intermediate demand.....	04/10	ID5	9213	139.955	140.109	140.173	141.109	141.629
Total foods inputs to stage 2 intermediate demand.....	04/10	ID5	9214	168.021	171.662	171.573	171.783	173.498
Total energy goods inputs to stage 2 intermediate demand.....	04/10	ID5	9215	115.170	107.832	112.113	100.482	92.013
Total goods less foods and energy inputs to stage 2 intermediate demand.....	04/10	ID5	9216	137.619	137.536	137.648	138.787	138.807
Total goods inputs to stage 1 intermediate demand.....	04/10	ID5	9111	139.062	137.773	133.515	134.870	134.326

See footnotes at end of table.

Table 5. Producer price indexes for Final Demand-Intermediate Demand groupings, not seasonally adjusted — Continued

[February 2023, Index base Nov. 2009=100, unless otherwise indicated]

Title	Other index base	Commodity code		Unadjusted index ¹				
		Group code	Item code	Oct. 2022	Nov. 2022 ^p	Dec. 2022 ^p	Jan. 2023 ^p	Feb. 2023 ^p
Total services inputs to stage 1 intermediate demand.....	04/10	ID5	9112	141.686	142.589	141.881	142.981	142.863
Total construction inputs to stage 1 intermediate demand.....	04/10	ID5	9117	139.955	140.109	140.173	141.109	141.629
Total foods inputs to stage 1 intermediate demand.....	04/10	ID5	9114	162.907	162.616	160.483	160.651	161.026
Total energy goods inputs to stage 1 intermediate demand.....	04/10	ID5	9115	171.998	166.875	146.717	151.319	147.935
Total goods less foods and energy inputs to stage 1 intermediate demand.....	04/10	ID5	9116	127.508	127.138	126.766	127.406	127.487

¹ All indexes are subject to revision for 4 months after their originally scheduled publication to incorporate late reports and corrections by survey respondents. In addition, seasonally adjusted indexes are subject to change for up to 5 years due to the recalculation of seasonal factors published each January.

² PPI defines Total finished as including only the personal consumption and private capital investment portions of final demand.

³ Trade indexes measure changes in margins received by wholesalers and retailers.

⁴ The PPI definition of foods does not include food and beverages for immediate consumption. PPI defines food and beverages for immediate consumption as the service of preparing meals, snacks, and beverages to customer order for immediate on-premises and off-premises consumption.

⁵ Distributive services include transportation, warehousing, and trade of goods.

⁶ Includes intermediate trade, transportation, and warehousing services.

⁷ Includes crude petroleum.

⁸ Excludes crude petroleum.

p Preliminary

"/" Data not available.

Table 6. Producer price index percentage changes for selected aggregate commodity and service groupings, not seasonally adjusted
[February 2023]

Title	Commodity code		Unadjusted 12-month percent change ¹	Unadjusted 1-month percent change ¹				
	Group code	Item code		Feb. 2022 to Feb. 2023 ^P	Sept. to Oct.	Oct. to Nov. ^P	Nov. to Dec. ^P	Dec. to Jan. ^P
Goods								
All commodities.....	00	000000	2.4	-1.1	-0.7	-2.0	0.7	-0.5
Farm products, processed foods and feeds.....	PFF	PLUS02	5.4	-0.2	2.0	-0.6	-1.2	-1.2
Farm products.....	01	—	5.1	0.8	4.9	-0.3	-5.3	-1.7
Processed foods and feeds.....	02	—	5.5	-0.7	0.7	-0.8	0.8	-0.9
Industrial commodities.....	IND	THRU15	1.8	-1.2	-1.3	-2.3	1.2	-0.3
Textile products and apparel.....	03	—	5.6	-0.3	-0.1	-0.7	0.0	-0.1
Hides, skins, leather, and related products.....	04	—	0.3	0.9	-1.7	-0.2	0.9	0.1
Fuels and related products and power.....	05	—	-0.3	-3.1	-4.3	-7.9	2.5	-1.9
Chemicals and allied products.....	06	—	0.4	-0.9	-0.8	-0.8	0.3	-0.4
Rubber and plastic products.....	07	—	5.6	-0.6	-0.2	-0.3	-0.2	0.2
Lumber and wood products.....	08	—	-14.9	-1.6	-1.5	-1.5	-0.5	0.0
Pulp, paper, and allied products.....	09	—	5.6	-0.4	0.2	0.0	0.2	0.1
Metals and metal products.....	10	—	-4.9	-2.3	-0.2	-0.2	0.8	1.2
Machinery and equipment.....	11	—	7.9	0.5	0.3	0.2	1.3	0.2
Furniture and household durables.....	12	—	6.7	0.1	0.6	0.5	0.1	0.4
Nonmetallic mineral products.....	13	—	11.8	0.2	0.4	0.2	2.5	0.9
Transportation equipment.....	14	—	4.2	0.5	0.1	0.3	0.4	0.2
Miscellaneous products.....	15	—	7.8	0.1	0.9	0.2	1.1	0.4
Industrial commodities less fuels.....	ILF	T15M05	2.6	-0.5	-0.1	-0.1	0.7	0.3
Other commodity groupings								
Petroleum products, refined.....	05	7	2.4	5.7	-4.9	-20.2	7.5	1.3
Industrial chemicals.....	06	1	-4.8	-2.0	-1.2	-1.1	-0.3	-2.2
Rubber and rubber products.....	07	1	7.1	0.3	-0.3	-0.5	0.7	0.3
Lumber.....	08	1	-36.7	-3.2	-2.3	-4.4	-0.4	1.5
Iron and steel.....	10	1	-15.1	-4.6	-2.7	-1.2	0.5	2.9
Nonferrous metals.....	10	2	-4.7	-3.1	3.1	0.8	2.6	0.7
General purpose machinery and equipment.....	11	4	10.4	0.5	0.5	0.2	1.2	0.3
Electrical machinery and equipment.....	11	7	5.5	0.3	0.4	0.3	1.0	-0.1
Electronic components and accessories.....	11	78	1.7	0.9	0.5	0.2	-0.7	-0.4
Aircraft and aircraft equipment.....	14	2	5.0	0.2	0.1	0.3	0.6	0.7
Services and construction								
Transportation services.....	30	—	7.3	0.7	-0.6	-0.2	-0.1	-1.0
Services related to transportation activities.....	31	—	-11.1	2.9	-6.1	0.4	-1.6	-0.6
Warehousing, storage, and related activities.....	32	—	18.4	0.0	-0.3	4.8	1.7	2.8
Publishing sales, excluding software.....	33	—	3.8	0.5	-1.2	0.4	0.7	0.6
Software publishing.....	34	—	3.2	-0.5	-2.4	0.5	1.7	1.2
Network compensation from broadcast and cable television and radio.....	35	—	1.6	0.0	0.0	0.0	0.2	0.0
Advertising space and time sales.....	36	—	-1.2	4.2	2.3	-4.4	-2.3	-1.4
Telecommunication, cable, and internet user services.....	37	—	5.1	0.4	-0.1	0.3	1.4	0.3
Data processing and related services.....	38	—	-0.9	0.1	0.0	0.0	0.0	0.1
Credit intermediation services (partial).....	39	—	34.9	0.2	5.8	1.3	5.4	2.9
Investment services.....	40	—	1.1	0.5	4.6	-0.5	1.9	1.8
Insurance and annuities.....	41	—	2.3	0.0	-0.1	0.5	0.6	0.0
Commissions and fees from sales and administration of insurance policies (partial).....	42	—	0.2	0.0	0.0	0.1	0.2	0.0
Real estate services (partial).....	43	—	2.4	-0.8	-0.4	0.4	0.7	-2.3
Rental and leasing of goods (partial).....	44	—	4.2	2.6	-3.2	-1.1	-1.0	0.5
Professional services (partial).....	45	—	4.2	-0.1	0.1	0.2	2.0	0.7
Employment services.....	46	—	2.1	-0.1	0.0	0.1	0.0	0.6
Travel arrangement services.....	47	—	6.2	1.8	0.3	0.9	0.0	-1.0
Selected security services (partial).....	48	—	7.9	0.8	0.0	0.0	1.1	0.1
Cleaning and building maintenance services (partial).....	49	—	3.0	-0.3	0.3	0.2	0.8	0.1
Waste collection and remediation services (partial).....	50	—	11.9	1.2	0.1	0.2	1.5	2.3
Health care services.....	51	—	2.6	0.4	0.2	0.1	0.5	0.4
Accommodation services.....	53	—	10.0	4.9	-1.7	0.2	-1.9	2.3
Food and beverages for immediate consumption services (partial).....	54	—	3.4	-0.3	0.7	-0.4	0.9	0.2
Repair and maintenance services (partial).....	55	—	5.3	0.5	0.2	0.3	0.7	0.4
Entertainment services (partial).....	56	—	4.9	0.4	-1.2	0.7	2.2	0.7
Wholesale trade services.....	57	—	5.5	-0.1	0.9	-0.3	-0.5	-1.0
Retail trade services.....	58	—	1.7	1.2	-1.6	0.1	-1.4	0.5
Metal treatment services.....	59	—	8.0	0.8	0.0	-0.6	2.3	-0.1

See footnotes at end of table.

Table 6. Producer price index percentage changes for selected aggregate commodity and service groupings, not seasonally adjusted — Continued
 [February 2023]

Title	Commodity code		Unadjusted 12-month percent change ¹	Unadjusted 1-month percent change ¹				
	Group code	Item code		Feb. 2022 to Feb. 2023 ^p	Sept. to Oct.	Oct. to Nov. ^p	Nov. to Dec. ^p	Dec. to Jan. ^p
Mining services.....	60	—	10.0	0.2	0.4	0.3	0.6	0.8
Contract work on textile products, apparel, and leather.....	61	—	5.6	0.2	1.8	0.3	1.1	1.0
Construction (partial).....	80	—	14.1	2.2	0.1	0.0	1.7	0.1

¹ All indexes are subject to revision for 4 months after their originally scheduled publication to incorporate late reports and corrections by survey respondents.

^p Preliminary

“—” Data not available.

NOTE: The term “(partial)” denotes incomplete coverage of the index category.

Table 7. Producer price index percentage changes for commodity and service groupings and individual items, not seasonally adjusted
 [February 2023]

Title	Commodity code		Unadjusted 12-month percent change ¹	Unadjusted 1-month percent change ¹				
	Group code	Item code		Feb. 2022 to Feb. 2023 ^P	Sept. to Oct.	Oct. to Nov. ^P	Nov. to Dec. ^P	Dec. to Jan. ^P
Goods								
All commodities.....	00	000000	2.4	-1.1	-0.7	-2.0	0.7	-0.5
Industrial commodities.....	IND	THRU15	1.8	-1.2	-1.3	-2.3	1.2	-0.3
Farm products, processed foods and feeds.....	PFF	PLUS02	5.4	-0.2	2.0	-0.6	-1.2	-1.2
Farm products.....	01	—	5.1	0.8	4.9	-0.3	-5.3	-1.7
Fruits & melons, fresh/dry vegs. & nuts.....	01	1	12.2	14.4	19.8	-7.9	-15.3	-8.7
Fresh fruits and melons.....	01	11	3.7	11.5	3.2	-7.8	6.5	-6.4
Citrus fruits.....	01	1101	4.1	10.6	-27.7	-2.7	9.2	-4.2
Grapefruits.....	01	110101	2.0	—	—	-10.0	-5.5	0.1
Lemons.....	01	110104	-10.7	22.2	-6.2	-8.9	-3.4	-7.3
Valencia oranges.....	01	110105	13.0	8.3	—	—	—	-19.9
Navel oranges.....	01	110106	-9.5	—	—	-6.5	-0.8	-6.8
Tangerines.....	01	110108	42.5	—	—	12.0	1.3	29.0
Tangelos.....	01	110110	-19.2	—	—	—	—	—
Other fruits and berries.....	01	1102	3.9	12.7	14.9	-10.0	6.5	-7.2
Plums and fresh prunes.....	01	110201	—	-2.8	—	—	—	—
Avocados.....	01	110205	—	3.3	-3.2	-5.0	1.2	—
Kiwifruit.....	01	110206	—	—	—	—	-0.5	—
Granny Smith apples.....	01	110208	33.7	—	—	11.5	4.4	1.5
Golden delicious apples.....	01	110211	18.4	—	—	—	4.7	0.0
Red delicious apples.....	01	110215	38.5	32.7	-5.5	3.5	5.3	3.9
McIntosh apples.....	01	110216	2.5	0.0	-8.4	5.2	-0.8	0.4
Gala apples.....	01	110220	41.8	-5.6	6.0	5.0	12.7	-1.2
Pears.....	01	110221	33.7	-6.7	0.8	6.7	4.6	2.0
Strawberries.....	01	110222	-4.9	111.8	55.6	-31.0	15.0	-25.2
Raspberries.....	01	110224	—	-7.7	—	—	—	—
Blackberries.....	01	110225	—	-6.7	—	—	—	—
Grapes.....	01	110228	-7.0	-0.2	-0.5	0.0	0.0	4.5
Table grapes.....	01	1102281	—	-0.6	-1.6	0.0	—	—
Wine grapes.....	01	1102283	5.5	0.0	0.0	0.0	0.0	4.6
Juice grapes.....	01	1102284	40.4	0.0	0.0	0.0	0.0	0.0
Fuji apples.....	01	110229	54.4	—	—	0.3	-4.5	-3.0
Empire apples.....	01	110230	7.4	—	-5.8	6.1	0.0	0.0
Melons.....	01	1103	—	1.0	35.2	—	—	—
Cantaloupes.....	01	110301	—	10.8	39.0	—	—	—
Honeydews.....	01	110302	—	-20.0	20.3	—	—	—
Watermelons.....	01	110303	—	-0.4	—	—	—	—
Fresh and dry vegetables.....	01	13	26.2	22.3	38.2	-9.4	-33.5	-13.6
Dry vegetables.....	01	1301	-17.8	-4.3	0.4	-1.0	0.4	0.8
Dry beans.....	01	13011	-11.2	-8.3	-0.2	-1.3	0.6	1.5
Dry pinto beans.....	01	130110	-20.0	-11.3	-0.3	0.0	0.0	0.0
Dry great northern beans.....	01	130111	33.3	0.0	14.3	0.0	0.0	0.0
Dry pea beans.....	01	130113	-10.0	-8.7	-2.5	-0.1	0.2	-0.2
Dry kidney beans.....	01	130114	0.5	-1.7	-2.9	-1.4	-0.2	-0.2
Dry small red beans.....	01	130115	—	—	—	—	10.7	—
Dry garbanzo beans.....	01	130116	-3.5	-5.1	4.0	-3.9	0.0	8.0
Dry black beans.....	01	130117	-9.0	-7.1	-1.8	-2.8	3.0	1.5
Dry peas and lentils.....	01	13012	-25.3	1.7	1.2	-0.6	0.1	-0.2
Dry peas.....	01	130120	-27.0	-2.5	0.0	0.9	-0.9	1.3
Dry lentils.....	01	130121	-21.8	10.9	3.5	-3.4	2.4	-3.5
Fresh vegetables, except potatoes.....	01	1302	16.8	51.6	43.1	-12.2	-44.9	-21.4
Cabbage.....	01	130211	26.1	8.8	5.8	2.7	28.9	-20.5
Carrots.....	01	130212	6.8	9.4	9.6	0.5	2.2	3.8
Celery.....	01	130213	31.1	16.3	165.3	64.6	16.0	-69.2
Sweet corn.....	01	130214	58.5	14.3	47.8	—	—	7.2
Lettuce.....	01	130215	20.8	111.5	58.2	-19.8	-69.7	-33.8
Dry onions.....	01	130216	-39.5	-34.3	-4.0	0.1	-4.4	-10.4
Tomatoes.....	01	130217	-19.2	32.6	26.0	—	—	-23.5
Snap beans.....	01	130218	3.0	—	—	-35.2	12.1	-25.1
Broccoli.....	01	130222	51.3	64.7	-26.9	67.3	-41.1	-28.1
Cauliflower.....	01	130223	96.5	21.7	274.0	-42.6	-73.2	149.3
Spinach.....	01	130224	—	11.5	-16.5	—	—	—
Greens.....	01	130225	11.8	5.3	-3.9	-2.8	9.7	-3.0

See footnotes at end of table.

Table 7. Producer price index percentage changes for commodity and service groupings and individual items, not seasonally adjusted — Continued
[February 2023]

Title	Commodity code		Unadjusted 12-month percent change ¹	Unadjusted 1-month percent change ¹				
	Group code	Item code		Feb. 2022 to Feb. 2023 ^P	Sept. to Oct.	Oct. to Nov. ^P	Nov. to Dec. ^P	Dec. to Jan. ^P
Endive.....	01	130226	98.5	8.7	15.8	46.1	8.2	-3.1
Green peppers.....	01	130228	117.9	15.8	43.2	-15.6	23.1	-23.6
Eggplant.....	01	130229	-24.5	—	-48.5	24.0	16.2	-13.9
Squash.....	01	130231	-30.6	-4.4	-9.7	12.7	53.3	-42.7
Beets.....	01	130232	39.6	53.6	6.6	-27.7	-24.0	8.2
Cucumbers.....	01	130234	—	66.9	24.4	-36.4	0.0	—
Artichokes.....	01	130235	127.1	-8.0	110.7	16.3	23.1	-28.6
Pumpkins.....	01	130236	—	8.7	—	—	—	—
Sweet potatoes.....	01	1303	4.1	-1.5	-7.6	-0.3	-1.3	0.0
Sweet potatoes.....	01	130301	4.1	-1.5	-7.6	-0.3	-1.3	0.0
Potatoes.....	01	1306	43.7	-31.9	28.0	3.0	-2.2	-2.2
Russet potatoes.....	01	130603	53.6	-33.1	30.1	3.0	-2.4	-2.4
Round red potatoes.....	01	130604	0.6	-13.1	1.2	-1.4	0.6	0.3
Round yellow potatoes.....	01	130605	—	0.0	0.0	19.7	1.2	—
Tree nuts.....	01	19	8.7	-3.2	0.0	0.0	12.5	0.0
Tree nuts.....	01	1901	8.7	-3.2	0.0	0.0	12.5	0.0
Pecans.....	01	190101	4.2	0.0	0.0	0.0	0.0	0.0
Almonds.....	01	190102	18.6	0.0	0.0	0.0	18.6	0.0
Filberts.....	01	190103	9.1	0.0	0.0	0.0	0.0	0.0
Walnuts.....	01	190104	-27.9	-28.6	0.0	0.0	0.0	0.0
Macadamias.....	01	190105	0.0	0.0	0.0	0.0	0.0	0.0
Pistachios.....	01	190106	-2.9	0.0	0.0	0.0	0.0	0.0
Grains.....	01	2	7.6	-3.6	-1.0	-2.4	-0.7	4.0
Wheat.....	01	21	-1.8	3.8	-3.3	-7.2	-3.6	5.9
Wheat.....	01	2101	-1.8	3.8	-3.3	-7.2	-3.6	5.9
Hard red winter wheat.....	01	210101	9.5	6.6	-3.9	-9.2	-6.4	12.1
Hard red spring wheat.....	01	210102	-8.0	2.2	-0.3	-3.3	0.3	-4.8
Soft white wheat.....	01	210103	-24.8	-7.8	-0.3	-2.5	-2.7	-1.1
Soft red winter wheat.....	01	210104	-0.7	3.8	-8.4	-9.9	1.0	5.0
Hard amber durum wheat.....	01	210105	-31.9	10.6	6.8	-4.6	-0.8	-6.1
Other grains.....	01	22	9.4	-5.7	-0.7	-1.5	-0.1	3.9
Barley.....	01	2201	-9.8	10.9	2.4	-0.1	-1.1	3.0
Barley.....	01	220101	-9.8	10.9	2.4	-0.1	-1.1	3.0
Corn.....	01	2202	10.0	-6.1	-0.7	-1.4	0.0	3.9
Corn.....	01	220205	10.0	-6.1	-0.7	-1.4	0.0	3.9
Oats.....	01	2203	-44.3	-3.4	1.6	-3.9	-2.4	-0.2
Oats.....	01	220311	-44.3	-3.4	1.6	-3.9	-2.4	-0.2
Sorghum.....	01	2205	8.7	2.9	-2.3	-3.7	-1.0	3.5
Sorghum.....	01	220501	8.7	2.9	-2.3	-3.7	-1.0	3.5
Rough rice.....	01	23	22.1	0.4	5.4	7.0	-4.0	0.4
Rough rice.....	01	2301	22.1	0.4	5.4	7.0	-4.0	0.4
Rough rice.....	01	230103	22.1	0.4	5.4	7.0	-4.0	0.4
Long grain rough rice.....	01	2301031	23.4	0.0	1.9	3.0	-0.6	0.0
Medium/short grain rough rice.....	01	2301032	18.6	1.3	14.5	16.0	-11.5	1.4
Livestock.....	01	3	3.9	-4.0	1.7	-0.1	-0.9	5.3
Slaughter cattle.....	01	31	12.2	-0.6	4.1	1.3	1.8	3.6
Slaughter steers and heifers.....	01	3101	13.2	2.6	4.3	1.9	1.1	1.6
Slaughter steers and heifers.....	01	310199	13.2	2.6	4.3	1.9	1.1	1.6
Slaughter cows and bulls.....	01	3102	6.1	-14.8	3.5	-1.7	5.6	14.4
Slaughter cows and bulls.....	01	310299	6.1	-14.8	3.5	-1.7	5.6	14.4
Slaughter vealers.....	01	3103	15.0	-0.1	0.0	0.0	-0.8	-1.1
Slaughter vealers.....	01	310399	15.0	-0.1	0.0	0.0	-0.8	-1.1
Slaughter hogs.....	01	32	-16.5	-7.6	-5.2	-5.1	-10.6	6.6
Slaughter barrows and gilts.....	01	3201	-16.6	-8.0	-5.0	-4.6	-10.3	5.8
Slaughter barrows and gilts.....	01	320199	-16.6	-8.0	-5.0	-4.6	-10.3	5.8
Slaughter sows.....	01	3202	-12.0	6.2	-9.6	-20.1	-21.3	43.9
Slaughter sows.....	01	320299	-12.0	6.2	-9.6	-20.1	-21.3	43.9
Slaughter lambs.....	01	33	-20.6	-5.4	34.2	-13.2	10.6	18.9
Slaughter lambs.....	01	3301	-20.6	-5.4	34.2	-13.2	10.6	18.9
Slaughter lambs.....	01	330199	-20.6	-5.4	34.2	-13.2	10.6	18.9
Feeder and replacement cattle.....	01	34	10.1	-5.4	3.3	1.7	2.2	6.2
Feeder and replacement cattle.....	01	3401	10.1	-5.4	3.3	1.7	2.2	6.2

See footnotes at end of table.

Table 7. Producer price index percentage changes for commodity and service groupings and individual items, not seasonally adjusted — Continued
[February 2023]

Title	Commodity code		Unadjusted 12-month percent change ¹	Unadjusted 1-month percent change ¹				
	Group code	Item code		Feb. 2022 to Feb. 2023 ^P	Sept. to Oct.	Oct. to Nov. ^P	Nov. to Dec. ^P	Dec. to Jan. ^P
Feeder and replacement cattle.....	01	340199	10.1	-5.4	3.3	1.7	2.2	6.2
Slaughter poultry.....	01	4	2.7	-0.3	1.6	0.4	-1.9	-0.9
Slaughter chickens.....	01	41	-2.9	-2.3	2.7	0.0	-2.3	-0.1
Broilers and other meat type chickens.....	01	4102	-2.9	-2.3	2.7	0.0	-2.3	-0.1
Slaughter chickens.....	01	410299	-2.9	-2.3	2.7	0.0	-2.3	-0.1
Slaughter turkeys.....	01	42	31.5	7.6	-2.3	1.4	-0.3	-4.5
Slaughter turkeys.....	01	4201	31.5	7.6	-2.3	1.4	-0.3	-4.5
Slaughter turkeys.....	01	420199	31.5	7.6	-2.3	1.4	-0.3	-4.5
Slaughter ducks.....	01	43	11.6	0.0	2.9	2.9	0.0	0.6
Slaughter ducks.....	01	4301	11.6	0.0	2.9	2.9	0.0	0.6
Slaughter ducks.....	01	430199	11.6	0.0	2.9	2.9	0.0	0.6
Raw cotton.....	01	5	-29.2	-15.2	-4.5	-5.1	2.9	-2.4
Raw cotton.....	01	51	-29.2	-15.2	-4.5	-5.1	2.9	-2.4
Raw cotton.....	01	5101	-29.2	-15.2	-4.5	-5.1	2.9	-2.4
Raw cotton.....	01	510101	-29.2	-15.2	-4.5	-5.1	2.9	-2.4
Upland cotton.....	01	5101011	-29.1	-16.6	-4.2	-5.6	3.3	0.0
Pima cotton.....	01	5101012	-29.3	0.0	-6.9	0.0	0.0	-24.1
Raw milk.....	01	6	-13.3	6.1	-1.2	-3.5	-6.5	-7.3
Raw milk.....	01	61	-13.3	6.1	-1.2	-3.5	-6.5	-7.3
Raw milk.....	01	6101	-13.3	6.1	-1.2	-3.5	-6.5	-7.3
Raw milk.....	01	610102	-13.3	6.1	-1.2	-3.5	-6.5	-7.3
Chicken eggs.....	01	7	64.3	21.8	19.6	30.2	-20.1	-36.1
Chicken eggs.....	01	71	64.3	21.8	19.6	30.2	-20.1	-36.1
Eggs for fresh use.....	01	7107	38.2	15.0	26.0	24.5	-12.7	-41.3
Eggs, jumbo.....	01	710701	38.3	13.8	17.1	25.9	-10.9	-41.6
Eggs, extra large.....	01	710702	39.5	14.1	20.6	26.0	-10.8	-42.2
Eggs, large.....	01	710703	34.2	17.1	25.8	26.0	-12.2	-44.4
Eggs, medium.....	01	710704	54.0	7.8	37.1	16.0	-18.3	-24.0
Eggs, small.....	01	710705	71.1	2.9	19.3	18.6	-11.2	-16.7
Breaker stock and checks and undergrades.....	01	7108	130.7	33.5	10.1	39.9	-31.0	-26.3
Breaker stock.....	01	710801	128.9	31.0	11.2	40.3	-31.3	-26.1
Checks and undergrades.....	01	710802	144.8	53.5	2.5	36.8	-28.9	-28.0
Hay, hayseeds, and oilseeds.....	01	8	1.6	-7.4	2.6	4.1	-1.8	4.3
Hay and hayseeds.....	01	81	7.1	0.5	-15.0	21.4	-11.0	10.5
Hay and hayseeds.....	01	8101	7.1	0.5	-15.0	21.4	-11.0	10.5
Alfalfa hay.....	01	810101	29.2	0.5	-3.3	5.2	-1.8	16.4
All other hay.....	01	810102	-15.7	0.7	-29.9	49.5	-21.1	2.4
Oilseeds.....	01	83	0.5	-9.0	6.7	1.0	-0.1	3.2
Oilseeds.....	01	8301	0.5	-9.0	6.7	1.0	-0.1	3.2
Peanuts.....	01	830111	11.8	5.4	-0.9	-10.0	41.7	-19.2
Cottonseed.....	01	830121	4.6	-2.9	-13.0	-7.4	1.7	-2.4
Soybeans.....	01	830131	1.0	-10.2	8.0	1.8	-1.4	4.5
Flaxseed.....	01	830151	-45.5	0.0	-2.9	2.9	-4.3	-9.0
Sunflower.....	01	830161	-27.6	5.0	-5.1	-4.7	-3.9	-6.9
Canola.....	01	830171	-18.6	3.1	8.9	-4.4	-0.1	-1.8
Miscellaneous oil crops.....	01	830181	13.9	0.6	0.0	0.0	5.8	0.0
Processed foods and feeds.....	02	-	5.5	-0.7	0.7	-0.8	0.8	-0.9
Cereal and bakery products.....	02	1	12.6	0.9	1.0	-0.1	0.8	0.7
Bakery products.....	02	11	9.9	0.2	1.4	0.1	0.3	0.6
Bread (white, wheat, rye, etc.), including frozen.....	02	1102	9.9	-0.7	0.9	0.5	-0.7	0.2
Bread (white, wheat, rye, etc.), including frozen.....	02	110201	9.9	-0.7	0.9	0.5	-0.7	0.2
White pan bread.....	02	11020111	13.2	-0.8	0.6	0.4	0.2	0.4
White hearth bread (French, Italian, etc.).....	02	11020112	9.5	-0.4	0.5	0.1	0.0	1.6
Dark wheat breads (whole wheat, cracked wheat, multigrain, etc.).....	02	11020113	6.9	-0.9	0.6	1.3	-0.7	-1.0
Other variety breads (rye, unleavened, raisin, potato, self-rising, salt-free, canned, etc.).....	02	11020114	6.5	-0.5	2.1	0.6	-2.7	-0.2
Rolls (bread-type), muffins, bagels, and croissants.....	02	1105	15.5	0.0	5.6	-0.8	0.3	1.2
Rolls (bread-type), muffins, bagels, and croissants.....	02	110505	15.5	0.0	5.6	-0.8	0.3	1.2
Rolls, hamburger and wiener.....	02	11050501	12.6	-0.6	8.4	0.5	-0.3	-0.2
All other rolls, bread-type (incl. muffins, bagels, and croissants).....	02	11050502	18.4	0.6	2.7	-2.2	0.9	2.5

See footnotes at end of table.

Table 7. Producer price index percentage changes for commodity and service groupings and individual items, not seasonally adjusted — Continued
[February 2023]

Title	Commodity code		Unadjusted 12-month percent change ¹	Unadjusted 1-month percent change ¹				
	Group code	Item code		Feb. 2022 to Feb. 2023 ^P	Sept. to Oct.	Oct. to Nov. ^P	Nov. to Dec. ^P	Dec. to Jan. ^P
Other sweet goods, excluding frozen.....	02	1107	13.5	3.6	0.8	-0.1	3.0	0.8
Other sweet goods, excluding frozen.....	02	110703	13.5	3.6	0.8	-0.1	3.0	0.8
Soft cakes, excluding frozen.....	02	1108	2.3	0.2	-0.8	-0.4	0.7	0.6
Soft cakes, excluding frozen.....	02	110803	2.3	0.2	-0.8	-0.4	0.7	0.6
Cookies, crackers, and related products.....	02	1121	3.7	0.0	0.0	0.2	0.0	0.2
Cookies, wafers, and ice cream cones and cups (excluding frozen).....	02	112103	5.7	0.0	0.0	0.0	0.0	0.4
Crackers, biscuits, and related products.....	02	112104	0.8	0.0	0.0	0.6	0.0	0.0
Saltines and all other crackers, cracker meal and crumbs, and biscuits.....	02	1121042	0.8	0.0	0.0	0.6	0.0	0.0
Retail bakery products, excluding retail trade.....	02	1130	14.3	1.0	0.0	0.7	1.1	1.0
Retail bakery products, excluding retail trade.....	02	113001	14.3	1.0	0.0	0.7	1.1	1.0
Flour and flour base mixes and doughs.....	02	12	14.8	1.7	0.7	-1.4	0.1	0.2
Wheat flour.....	02	1203	8.6	2.6	1.0	-3.0	-0.6	0.8
Wheat flour.....	02	120301	8.6	2.6	1.0	-3.0	-0.6	0.8
Flour base mixes and doughs.....	02	1204	21.8	0.7	0.4	0.3	0.5	-0.1
Flour base mixes and doughs.....	02	120401	21.8	0.7	0.4	0.3	0.5	-0.1
Prepared flour mixes, including refrigerated and frozen doughs and batters, made in flour mills.....	02	1204011	18.6	0.0	0.1	0.5	1.2	-0.1
Flour mixes, excluding cake mixes, made from purchased flour.....	02	1204013	22.4	0.9	0.5	0.3	0.4	-0.2
Milled rice and byproducts.....	02	13	21.6	1.4	0.7	2.0	3.3	0.4
Head rice.....	02	1301	22.9	1.5	0.5	2.2	4.3	0.3
Head rice.....	02	130106	22.9	1.5	0.5	2.2	4.3	0.3
Head rice not packaged with other ingredients.....	02	1301066	22.4	1.6	0.6	0.8	4.8	0.3
Milled rice (incl second heads, screenings, brewers, bran, sharps, rice flour, and byproducts).....	02	1302	19.2	0.9	1.6	1.3	2.1	0.5
Milled rice (incl second heads, screenings, brewers, bran, sharps, rice flour, and byproducts).....	02	130201	19.2	0.9	1.6	1.3	2.1	0.5
Cereal and pasta products.....	02	14	14.2	1.6	0.6	0.2	1.7	1.3
Dry macaroni, spaghetti, and egg noodle products, made from purchased flour.....	02	1402	26.7	1.7	0.0	0.0	8.9	1.3
Dry macaroni, spaghetti, and egg noodle products, made from purchased flour.....	02	140203	26.7	1.7	0.0	0.0	8.9	1.3
Dry macaroni, spaghetti, and egg noodle products, made from purchased flour.....	02	14020303	26.7	1.7	0.0	0.0	8.9	1.3
Cereal and mill products, other than flour.....	02	1409	11.5	1.5	0.8	0.3	0.2	1.3
Manufactured starch, made by wet milling.....	02	140907	13.1	1.1	-1.0	0.2	-0.9	17.9
Wheat mill products, corn mill products, and other grain mill products except flour.....	02	140908	9.5	5.7	-0.3	1.0	-0.9	-3.4
Wheat mill products, except flour.....	02	1409081	34.8	16.0	1.9	8.3	-4.6	-5.1
Corn mill products.....	02	1409082	10.6	8.3	-0.5	-0.9	1.8	-4.2
Other grain mill products.....	02	1409083	-4.5	-7.0	-1.4	-0.6	-1.0	1.3
Breakfast cereal.....	02	140909	12.8	-0.1	1.7	0.0	1.3	0.0
Meats, poultry, and fish.....	02	2	-5.0	-4.0	0.8	-2.7	1.8	-1.5
Meats.....	02	21	-1.7	-2.3	0.9	0.6	1.7	-1.6
Beef and veal products, fresh or frozen.....	02	2101	-3.5	-4.6	2.9	3.8	6.5	-1.7
Beef, fresh/frozen variety meats, not canned or made into sausage, made in slaughtering plants.....	02	210126	-3.9	0.0	4.6	-1.3	6.2	-7.6
Beef, fresh/frozen whole/half carcass, not canned or made into sausage, misp.....	02	210131	5.1	0.9	13.7	-11.4	9.6	-0.4
Beef, fresh/frozen, primal and subprimal cuts, made in slaughtering plants.....	02	210133	-3.9	-5.2	2.1	5.2	6.3	-1.2
Lamb/mutton, fresh or frozen, not canned or made into sausage, made in slaughtering plants.....	02	2103	47.9	-1.7	64.1	-0.3	-0.3	0.0
Lamb/mutton, fresh or frozen, not canned or made into sausage, made in slaughtering plants.....	02	210321	47.9	-1.7	64.1	-0.3	-0.3	0.0
Pork products, fresh, frozen, or processed, except sausage.....	02	2104	-2.1	0.2	-1.4	-2.8	-0.4	-4.8
Pork, fresh/frozen, unprocessed, all cuts, except sausage, made in slaughtering plants.....	02	210444	-3.0	-0.2	0.2	-5.9	3.1	-5.5
Pork, processed or cured, not canned or made into sausage.....	02	210447	-1.3	0.6	-3.0	0.5	-4.2	-4.0
Pork, processed or cured, not canned or made into sausage, made in slaughtering plants.....	02	2104471	1.5	-1.8	-3.3	1.2	-3.0	-10.1
Pork, processed or cured, not canned or made into sausage, mfpc.....	02	2104472	-2.1	1.4	-3.0	0.3	-4.6	-2.0
Pork, sweet-pickled, dry-cured, or dry salt, not canned or made into sausage, mfpc.....	02	21044721	-0.1	-0.3	-0.5	0.0	-0.1	0.1
Smoked hams and picnics, excluding canned, made from purchased carcasses.....	02	21044722	0.9	6.5	0.4	0.3	-12.5	2.7
Smoked slab bacon, made from purchased carcasses.....	02	21044723	-14.0	-1.8	-8.7	-3.0	-1.6	-0.3
Smoked sliced bacon, made from purchased carcasses.....	02	21044724	-10.5	-1.0	-7.6	1.0	-2.0	-5.0

See footnotes at end of table.

Table 7. Producer price index percentage changes for commodity and service groupings and individual items, not seasonally adjusted — Continued
[February 2023]

Title	Commodity code		Unadjusted 12-month percent change ¹	Unadjusted 1-month percent change ¹				
	Group code	Item code		Feb. 2022 to Feb. 2023 ^P	Sept. to Oct.	Oct. to Nov. ^P	Nov. to Dec. ^P	Dec. to Jan. ^P
Other smoked pork, not canned or made into sausage, made from purchased carcasses.....	02	21044725	8.3	0.6	-0.1	-0.7	-1.0	0.1
Boiled ham, barbecue pork, and other cooked pork, excluding canned meats and sausage, mfpc.....	02	21044726	17.9	-1.9	2.2	-0.1	-4.2	-4.4
Other meats, fresh, frozen, or canned.....	02	2105	2.5	-1.2	-0.2	-0.9	-2.0	0.9
Fresh/processed sausage, deli & cooked meats, etc.....	02	210503	4.4	-1.6	0.6	-2.0	-1.4	0.2
Fresh and processed sausage, deli, and cooked meats, made in slaughtering plants.....	02	2105031	6.7	-0.6	2.3	-3.0	0.0	-1.4
Fresh and processed sausage, deli, and cooked meats, mfpc.....	02	2105032	3.6	-1.9	-0.1	-1.6	-1.6	0.4
Fresh sausage (pork sausage, breakfast links, etc.), excluding canned, mfpc.....	02	21050321	8.1	-3.0	-0.1	-4.1	-3.0	0.5
Dry or semidry sausage (salami, cervelat, pepperoni, summer sausage, pork roll, etc), mfpc.....	02	21050322	1.8	-2.4	-0.3	-1.3	-1.1	0.3
Frankfurters, including wieners, excluding canned, made from purchased carcasses.....	02	21050323	2.7	-1.3	0.1	-0.3	0.6	0.0
Other sausage (smoked or cooked) & jellied goods & similar preparations, excluding canned, mfpc.....	02	21050324	2.3	0.1	0.3	0.3	-1.7	1.0
Boxed meat (beef, pork, lamb, etc.), made from purchased carcasses.....	02	210504	-0.1	1.6	-0.7	0.3	-8.2	3.0
Canned meats, excluding dog, cat, and baby food.....	02	210579	23.8	0.5	0.0	0.1	-0.8	0.3
Frozen ground meat patties and other processed, frozen, or cooked meats, mfpc.....	02	210586	-2.9	-2.5	-0.8	-0.6	-0.3	0.9
Processed poultry.....	02	22	-12.9	-8.9	1.7	-9.8	2.2	-1.4
Young chickens, including bulk, chilled, frozen, whole, and in parts.....	02	2203	-14.1	-9.7	-3.4	-3.7	-1.9	2.4
Young chickens, including bulk, chilled, frozen, whole, and in parts.....	02	220333	-14.1	-9.7	-3.4	-3.7	-1.9	2.4
Turkeys, including frozen, whole, and in parts.....	02	2206	19.5	-0.7	0.0	-0.3	0.0	-2.2
Turkeys, including frozen, whole, and in parts.....	02	220611	19.5	-0.7	0.0	-0.3	0.0	-2.2
Canned, cooked, smoked or prepared poultry.....	02	2208	-25.4	-12.6	11.2	-25.1	12.8	-7.8
Canned, cooked, smoked or prepared poultry.....	02	220811	-25.4	-12.6	11.2	-25.1	12.8	-7.8
Chicken hens and other poultry/small game.....	02	2209	13.4	2.5	1.3	7.4	0.2	-0.9
Other poultry/small game (duck, goose, rabbit, etc.).....	02	220911	19.4	5.2	2.7	0.1	0.5	-2.6
Unprocessed and prepared seafood.....	02	23	-1.3	1.0	-2.1	-2.1	1.4	-0.6
Unprocessed finfish.....	02	2301	0.0	2.2	-5.2	-8.2	11.8	-12.9
Haddock.....	02	230101	-18.1	0.1	-4.4	-3.1	2.1	-31.1
Halibut.....	02	230102	-18.8	13.2	9.3	-	-	-
Salmon.....	02	230103	-	-	-2.1	-	-	-
Flounder.....	02	230131	-34.5	-1.1	-14.4	25.5	16.0	-40.9
Cod.....	02	230132	11.4	-4.5	-14.9	52.3	-20.6	-17.6
Pollock.....	02	230133	19.5	-8.5	-16.2	-1.0	-19.9	16.7
Tuna.....	02	230136	9.4	-8.3	8.6	-21.7	59.6	-25.8
Other finfish.....	02	230199	-17.0	-7.7	-1.3	-18.2	30.9	-15.4
Canned seafood (including soups, stews, and chowders).....	02	2304	-	0.0	0.0	0.0	-	-
Canned seafood (including soups, stews, and chowders).....	02	230429	-	0.0	0.0	0.0	-	-
Unprocessed shellfish.....	02	2305	-5.8	2.2	-3.5	-0.3	0.4	7.5
Shrimp.....	02	230501	-17.5	-4.0	-1.4	-0.1	-0.8	-1.0
Lobsters.....	02	230503	-20.1	-3.5	-13.1	1.0	1.9	42.5
Clams.....	02	230504	-4.3	-1.2	0.0	0.7	0.0	0.0
Oysters.....	02	230505	20.6	0.0	0.0	0.0	0.0	0.0
Sea scallops.....	02	230506	-16.1	15.4	2.3	-2.0	0.3	-8.4
Mussels.....	02	230507	18.2	0.0	9.1	8.3	0.0	0.0
Prepared fresh and frozen seafood.....	02	2306	1.0	0.2	-0.6	-0.6	0.5	-0.6
Prepared fresh fish/seafood, inc. surimi/surimi-based products.....	02	230601	5.0	-0.4	-0.3	0.7	-0.2	-0.1
Prepared frozen fish.....	02	230602	6.0	-1.5	1.0	-2.4	1.4	-1.5
Prepared frozen shellfish.....	02	230603	-14.4	2.2	-1.9	-0.7	-1.4	-1.5
Other prepared fresh and frozen seafood.....	02	230604	17.9	3.3	-4.3	3.4	0.9	2.2
Dairy products.....	02	3	2.1	0.4	-0.4	-0.6	-1.8	-1.6
Fluid milk products.....	02	31	5.0	0.0	1.4	-1.1	-1.3	-1.7
Packaged fluid milk and related products.....	02	3103	5.4	-0.9	2.4	-0.8	-0.8	-1.7
Fluid whole milk.....	02	310301	4.2	-1.0	2.4	-0.8	-0.7	-2.5
Reduced fat and lowfat milk (1/2-2).....	02	310302	4.6	-1.4	2.6	-0.9	-0.1	-1.4
Fat free or skim milk.....	02	310303	4.5	-2.1	3.0	-0.2	0.0	0.6
Other fluid milk related products, packaged, incl. cartons, bottles, cans, and dispenser cans.....	02	310304	11.9	1.0	1.3	-1.0	-2.3	-1.9
Cottage cheese.....	02	3104	5.7	-0.4	1.1	-1.2	-0.2	0.9
Cottage cheese.....	02	310401	5.7	-0.4	1.1	-1.2	-0.2	0.9
Other milk products.....	02	3105	10.4	0.6	0.6	-0.2	1.1	-0.3
Other milk products.....	02	310501	10.4	0.6	0.6	-0.2	1.1	-0.3
Yogurt, excluding frozen.....	02	3105011	10.8	0.9	0.1	-0.1	0.1	-0.1

See footnotes at end of table.

Table 7. Producer price index percentage changes for commodity and service groupings and individual items, not seasonally adjusted — Continued
 [February 2023]

Title	Commodity code		Unadjusted 12-month percent change ¹	Unadjusted 1-month percent change ¹				
	Group code	Item code		Feb. 2022 to Feb. 2023 ^P	Sept. to Oct.	Oct. to Nov. ^P	Nov. to Dec. ^P	Dec. to Jan. ^P
Other packaged milk products.....	02	3105012	8.9	-0.2	1.9	-0.4	2.7	-0.6
Bulk fluid milk and cream.....	02	3106	-2.8	1.8	0.0	-2.5	-6.0	-4.3
Bulk fluid milk and cream.....	02	310601	-2.8	1.8	0.0	-2.5	-6.0	-4.3
Butter.....	02	32	-9.8	1.2	-9.1	-3.2	-12.6	-0.1
Butter.....	02	3201	-9.8	1.2	-9.1	-3.2	-12.6	-0.1
Butter.....	02	320114	-9.8	1.2	-9.1	-3.2	-12.6	-0.1
Natural, processed, and imitation cheese.....	02	33	6.4	3.1	-0.5	0.7	-0.9	-2.2
Natural cheese, except cottage cheese.....	02	3302	7.5	2.9	-0.3	1.3	-0.9	-1.5
Natural cheese, except cottage cheese.....	02	330212	7.5	2.9	-0.3	1.3	-0.9	-1.5
Natural cheese, except lowfat, shipped in consumer packages or containers (3 lbs or less).....	02	3302121	5.8	-0.1	-0.3	0.1	-0.3	-0.7
Natural cheese, except lowfat, shipped in packages or containers (more than 3 lbs) or bulk.....	02	3302122	7.6	5.2	-0.4	2.1	-2.0	-2.7
Lowfat natural cheese, except cottage cheese, shipped in consumer packages (3 lbs. or less).....	02	3302123	5.1	0.1	0.0	0.0	0.5	-0.2
Lowfat natural cheese, except cottage cheese, shipped in packages (more than 3 lbs.) or in bulk.....	02	3302124	10.8	8.0	-1.1	4.2	-0.6	-1.3
Processed cheese and related products.....	02	3303	0.8	4.2	-1.1	-1.8	-1.3	-5.2
Process cheese and related products.....	02	330312	0.8	4.2	-1.1	-1.8	-1.3	-5.2
Process cheese, shipped in consumer packages or containers (3 lbs. or less).....	02	3303121	-1.5	3.9	-2.1	-1.8	-2.8	-3.4
All other process cheese and related products.....	02	3303122	2.6	4.3	-0.3	-1.8	-0.1	-6.6
Process cheese shipped in packages or containers (more than 3 lbs.) or in bulk.....	02	33031221	11.9	-1.9	6.6	-0.7	-1.4	-2.7
Cheese food, spread, and other related products.....	02	33031225	-6.8	11.7	-7.6	-3.2	1.3	-10.5
Cheese substitutes and imitations.....	02	3304	36.3	0.0	5.3	0.0	0.0	0.0
Cheese substitutes and imitations.....	02	330401	36.3	0.0	5.3	0.0	0.0	0.0
Raw liquid whey.....	02	3307	-23.7	-0.3	-14.3	-6.8	-2.5	-9.9
Raw liquid whey.....	02	330701	-23.7	-0.3	-14.3	-6.8	-2.5	-9.9
Ice cream and frozen desserts.....	02	34	10.0	0.3	0.4	0.0	-0.1	0.3
Ice cream and frozen desserts.....	02	3402	10.0	0.3	0.4	0.0	-0.1	0.3
Ice cream and frozen desserts.....	02	340201	10.0	0.3	0.4	0.0	-0.1	0.3
Ice cream, excl. lowfat and nonfat (incl. custards), shipped in bulk (containers 3 gal or more).....	02	3402011	3.5	-1.1	0.0	-0.5	-1.6	-0.2
Ice cream, incl. custards (excl. lowfat and nonfat) shipped in sizes less than 3 gallons.....	02	3402012	10.5	0.7	0.8	0.1	-1.6	0.6
Ice cream, including custards (excluding lowfat and nonfat), novelty forms.....	02	3402013	14.3	0.5	0.2	0.1	0.6	-0.1
Ice cream, including custards, lowfat and nonfat.....	02	3402014	11.5	0.0	0.0	0.0	4.3	0.0
Frozen desserts containing fats other than butterfat (incl. soy, rice, almond, oats, etc.).....	02	3402016	-	-	-	-	4.9	-0.1
Other frozen desserts (yogurt, sherbet, water ices, mellorine, frozen pudding, gelato, etc.).....	02	3402019	7.7	0.0	0.0	0.0	3.5	0.0
Dry, condensed, and evaporated milk products.....	02	35	-12.3	-5.0	-1.3	-1.8	-2.3	-1.4
Dry milk products, including feed grade.....	02	3502	-18.4	-7.8	-1.0	-2.4	-2.5	-1.6
Dry milk products, including feed grade.....	02	350201	-18.4	-7.8	-1.0	-2.4	-2.5	-1.6
Liquid milk products.....	02	3503	-1.1	-0.3	-2.2	-0.7	-2.4	-0.5
Consumer-type canned milk products.....	02	350301	4.9	-0.1	-1.6	-0.1	1.1	-0.3
Bulk liquid milk products, including feed grade.....	02	350303	-16.1	-1.0	-4.7	-3.6	-8.3	-1.0
Ice cream mixes and related products.....	02	3505	2.1	0.0	-0.3	-1.1	-0.1	-1.6
Ice cream mixes and related products.....	02	350502	2.1	0.0	-0.3	-1.1	-0.1	-1.6
Processed fruits and vegetables.....	02	4	18.8	0.7	1.7	0.2	1.5	1.0
Canned fruits and juices.....	02	41	16.3	0.8	0.9	0.1	4.0	0.2
Canned fruits, excluding baby foods.....	02	4101	18.6	0.5	0.3	0.1	2.2	0.5
Canned fruits, excluding baby foods.....	02	410105	18.6	0.5	0.3	0.1	2.2	0.5
Canned and fresh fruit juices, nectars, and concentrates.....	02	4102	15.4	0.9	1.2	0.0	5.2	0.1
Canned and fresh fruit juices, nectars, and concentrates.....	02	410239	15.4	0.9	1.2	0.0	5.2	0.1
Frozen fruits, juices and ades.....	02	42	3.1	-2.0	4.8	0.0	-0.8	2.9
Frozen fruits.....	02	4202	-9.1	-4.7	-1.7	0.0	-1.5	0.2
Frozen fruits.....	02	420209	-9.1	-4.7	-1.7	0.0	-1.5	0.2
Canned vegetables and juices.....	02	44	20.6	0.6	2.5	0.5	-0.6	0.1
Canned vegetables and juices.....	02	4401	20.6	0.6	2.5	0.5	-0.6	0.1
Canned vegetables.....	02	440102	21.3	0.2	2.0	0.9	-1.4	-0.2
Canned catsup and other tomato based sauces.....	02	440127	18.6	1.3	2.5	0.5	0.0	0.4
Frozen vegetables.....	02	45	27.1	0.9	2.1	0.1	1.0	2.9

See footnotes at end of table.

Table 7. Producer price index percentage changes for commodity and service groupings and individual items, not seasonally adjusted — Continued
[February 2023]

Title	Commodity code		Unadjusted 12-month percent change ¹	Unadjusted 1-month percent change ¹				
	Group code	Item code		Feb. 2022 to Feb. 2023 ^P	Sept. to Oct.	Oct. to Nov. ^P	Nov. to Dec. ^P	Dec. to Jan. ^P
Frozen potato products (French-fried, patties, puffs, etc.).....	02	4502	41.0	0.9	3.0	0.0	1.8	4.8
Frozen potato products (French-fried, patties, puffs, etc.).....	02	450202	41.0	0.9	3.0	0.0	1.8	4.8
Frozen vegetables, other than potato products.....	02	4505	10.9	1.0	0.9	0.1	0.0	0.4
Frozen vegetables, other than potato products.....	02	450509	10.9	1.0	0.9	0.1	0.0	0.4
Dried and dehydrated food.....	02	48	14.9	1.8	-0.5	0.3	4.5	0.1
Dried and dehydrated food.....	02	4801	14.9	1.8	-0.5	0.3	4.5	0.1
Dried and dehydrated food.....	02	480101	14.9	1.8	-0.5	0.3	4.5	0.1
Soup mixes (including dried/dehydrated/freeze-dried) and bouillon....	02	48010101	39.0	4.4	-3.1	0.0	5.0	0.0
Dried and dehydrated fruits and vegetables, including freeze-dried. . .	02	48010102	13.7	0.7	0.8	0.5	1.9	0.1
Sugar and confectionery.....	02	5	9.8	0.4	-0.4	-0.2	0.0	3.3
Raw cane sugar and sugar cane mill products and byproducts.....	02	52	15.3	1.5	0.3	1.1	3.2	1.3
Raw cane sugar and sugarcane mill products and byproducts.....	02	5201	15.3	1.5	0.3	1.1	3.2	1.3
Raw cane sugar and sugarcane mill products and byproducts.....	02	520106	15.3	1.5	0.3	1.1	3.2	1.3
Refined sugar products and byproducts.....	02	53	11.5	0.2	-0.3	0.8	0.5	2.4
Refined sugar products and byproducts.....	02	5307	11.5	0.2	-0.3	0.8	0.5	2.4
Refined granulated cane sugar and byproducts.....	02	530701	8.6	0.4	1.1	0.8	0.6	1.9
Beet sugar.....	02	530702	14.2	0.0	-1.5	0.7	0.4	3.0
Confectionery materials.....	02	54	21.9	0.5	-3.2	-0.8	2.4	10.0
Confectionery materials.....	02	5401	21.9	0.5	-3.2	-0.8	2.4	10.0
Corn sweeteners, made by wet milling.....	02	540107	27.4	-0.6	-5.4	-1.4	3.5	17.2
Chocolate coatings, made from cacao beans.....	02	540108	-	4.1	1.1	0.3	-0.7	-1.8
Other chocolate and cocoa products, made from cacao beans.....	02	540109	15.1	2.4	2.5	0.6	0.8	-1.6
Confectionery end products.....	02	55	5.7	0.3	0.5	-0.4	-1.1	1.8
Candy and nuts.....	02	5503	5.1	0.4	0.5	-0.4	-1.1	1.0
Chocolate and chocolate-type confectionery products.....	02	550301	10.3	0.6	1.3	-0.5	0.0	2.3
Chocolate/chocolate-type confectionery prods, cacao beans.....	02	5503011	7.8	0.3	0.0	0.0	0.0	4.2
Chocolate/confectionery products, made from purchased chocolate, not retailed.....	02	5503014	10.8	0.6	1.5	-0.7	0.0	1.9
Nonchocolate-type confectioneries.....	02	550302	12.3	0.6	0.9	0.7	0.5	0.9
Nonchocolate-type confectioneries.....	02	5503023	-	0.6	0.8	0.7	-	-
Nuts and seeds (salted, roasted, cooked or blanched).....	02	550304	-6.9	-0.1	-0.8	-1.5	-3.9	-0.4
Nuts (salted, roasted, cooked, or blanched), sold in bulk.....	02	5503041	-13.4	-1.4	-1.2	-3.5	-4.3	-0.2
Canned nuts (salted, roasted, cooked, or blanched).....	02	5503042	0.6	0.8	0.1	-1.0	-0.8	-2.9
All other packaged nuts, including all types of seeds (salted, roasted, cooked, or blanched).....	02	5503043	-4.3	0.5	-1.1	-0.1	-0.2	-3.0
Other confectionery-type products.....	02	550305	12.2	0.0	0.0	4.0	0.0	0.0
Beverages and beverage materials.....	02	6	10.0	0.3	0.7	-0.3	3.3	-0.4
Alcoholic beverages.....	02	61	5.8	1.1	1.1	0.2	0.3	0.3
Malt beverages.....	02	6101	5.4	1.4	0.1	-0.3	0.7	0.4
Bottled beer and ale.....	02	610101	5.6	2.0	-0.3	-0.1	1.2	0.0
Canned beer and ale.....	02	610103	5.8	1.2	0.5	-0.5	0.7	0.5
Beer and ale in barrels and kegs.....	02	610105	2.9	0.3	0.1	-0.1	0.4	0.6
All other malt beverages and brewing products.....	02	610108	4.8	2.9	0.0	0.0	0.5	0.6
Distilled and bottled liquor, excluding brandy.....	02	6102	5.2	-0.2	-0.3	1.8	0.0	0.0
Distilled liquor, excluding brandy.....	02	610202	9.0	-0.3	0.0	3.9	0.0	0.0
Distilled whiskey, all other distilled liquor, excluding brandy.....	02	6102022	5.6	0.0	0.2	0.0	0.0	0.0
Bottled liquor, excluding brandy.....	02	610204	2.0	0.0	-0.5	0.0	0.0	0.0
Bottled whiskey.....	02	6102041	-1.6	0.0	0.0	0.0	0.0	0.0
Bottled gin, vodka, rum, cordials, cocktails, and similar compounds....	02	6102042	5.2	0.0	-1.1	0.0	0.0	0.0
Wines, brandy, and brandy spirits.....	02	6104	7.1	1.4	4.0	0.0	0.1	0.3
Wines, brandy, and brandy spirits.....	02	610441	7.1	1.4	4.0	0.0	0.1	0.3
Wines, white, red & rose grape, and other fruit, 14 percent or less alcohol.....	02	6104411	2.8	2.0	0.0	0.0	0.0	0.3
Wines, white grape, 14 percent or less alcohol content.....	02	61044111	5.1	4.5	0.0	0.0	-0.2	0.5
Wines, red grape, 14 percent or less alcohol content.....	02	61044112	0.4	0.0	0.0	0.0	0.2	0.2
Wines, rose grape & other fruits & berries, 14 percent or less alcohol.....	02	61044113	3.7	0.0	0.0	0.0	0.4	-0.4
Wines, dessert, effervescent, and wine coolers.....	02	6104412	4.1	0.0	1.1	0.0	1.8	0.0
Other wines, brandy, and brandy spirits.....	02	6104413	23.8	0.0	18.5	0.0	0.4	0.6
Soft drinks.....	02	62	14.7	-0.6	0.3	-1.2	7.6	-1.5
Soft drinks, non-carbonated and bottled water.....	02	6206	14.0	-0.9	0.2	-2.9	12.4	-5.5
Bottled water, non-carb, processed or pasteurized.....	02	620608	15.8	0.1	0.2	1.2	1.1	0.5
Soft drinks, non-carbonated.....	02	620609	13.5	-1.4	0.2	-4.9	18.9	-8.4
Soft drinks, non-carbonated, all other types.....	02	6206093	11.0	1.0	0.8	0.0	3.7	0.0

See footnotes at end of table.

Table 7. Producer price index percentage changes for commodity and service groupings and individual items, not seasonally adjusted — Continued
[February 2023]

Title	Commodity code		Unadjusted 12-month percent change ¹	Unadjusted 1-month percent change ¹				
	Group code	Item code		Feb. 2022 to Feb. 2023 ^P	Sept. to Oct.	Oct. to Nov. ^P	Nov. to Dec. ^P	Dec. to Jan. ^P
Soft drinks, non-carbonated, fruit drinks, cocktails, ades.....	02	6206094	13.7	-3.5	-0.3	-9.2	27.7	-12.4
Soft drinks, bottle/can, carbonated, all types.....	02	6210	15.2	-0.3	0.4	0.1	4.0	1.6
Soft drinks, bottle/can, carbonated, all types.....	02	621001	15.2	-0.3	0.4	0.1	4.0	1.6
Packaged beverage materials.....	02	63	9.3	1.0	0.6	0.3	-0.1	0.4
Coffee (whole bean, ground, & instant).....	02	6301	9.2	0.9	0.7	0.4	-0.2	0.0
Coffee, concentrated, including coffee substitutes.....	02	630103	1.0	0.0	0.0	0.0	0.0	0.0
Roasted coffee.....	02	630104	9.8	1.0	0.7	0.4	-0.2	0.0
Tea in consumer packages, exc. canned ice tea.....	02	6303	11.7	1.2	0.2	-0.3	1.4	4.6
Tea in consumer packages, exc. canned ice tea.....	02	630313	11.7	1.2	0.2	-0.3	1.4	4.6
Other beverage materials.....	02	64	13.7	0.0	0.0	0.3	2.5	1.0
Other beverage materials.....	02	6401	13.7	0.0	0.0	0.3	2.5	1.0
Malt and malt byproducts.....	02	640101	18.0	0.0	-0.1	0.1	0.6	7.7
Liquid beverage bases, excluding use by soft drink bottlers.....	02	640109	4.3	0.0	0.0	1.8	0.3	0.0
Fats and oils.....	02	7	-2.5	-2.5	2.5	-3.4	0.2	-6.0
Shortening, cooking oil, and margarine.....	02	78	-2.0	-3.5	2.8	-4.2	-2.2	-1.9
Shortening, cooking oil, and margarine.....	02	7801	-2.0	-3.5	2.8	-4.2	-2.2	-1.9
Margarine, butter blends, and butter substitutes.....	02	780109	-	-0.2	-0.4	-0.3	1.1	-
Shortening and cooking oils.....	02	780115	-5.3	-3.8	3.2	-4.6	-2.9	-2.3
Other oilseed processing.....	02	7A	-3.1	1.8	-0.4	-0.9	0.8	-9.3
Other oilseed processing.....	02	7A01	-3.1	1.8	-0.4	-0.9	0.8	-9.3
Cotton linters.....	02	7A0104	49.6	4.5	0.1	0.4	-0.1	-0.9
Cottonseed cake, meal, hulls, and other byproducts.....	02	7A0105	20.7	8.1	-0.3	-4.7	0.4	-2.0
Cottonseed cake and meal.....	02	7A01051	27.5	11.5	-0.8	-7.0	0.7	-1.4
Other crude and refined vegetable oils and other vegetable mill products.....	02	7A0106	1.3	0.7	-1.5	0.3	-0.5	0.0
Other crude vegetable oils, including linseed, peanut, sunflower, safflower, etc.....	02	7A01061	-0.2	1.1	-0.9	0.7	-1.1	0.1
Other vegetable oil mill products, including all oil seed cake and meal.....	02	7A01063	3.8	1.0	-2.7	-1.0	0.1	0.0
Corn oil, crude and refined.....	02	7B	7.7	-1.7	4.2	-2.9	5.6	-6.6
Corn oil, made by wet milling.....	02	7B01	7.7	-1.7	4.2	-2.9	5.6	-6.6
Corn oil, made by wet milling.....	02	7B0101	7.7	-1.7	4.2	-2.9	5.6	-6.6
Miscellaneous processed foods.....	02	8	13.9	2.5	0.9	1.2	-0.1	-2.3
Canned jams, jellies, and preserves.....	02	81	10.3	0.0	0.0	-0.1	1.6	0.1
Canned jams, jellies, and preserves.....	02	8101	10.3	0.0	0.0	-0.1	1.6	0.1
Canned jams, jellies, and preserves.....	02	810102	10.3	0.0	0.0	-0.1	1.6	0.1
Pickles and other pickled products, including horseradish.....	02	82	14.0	0.7	0.6	0.0	0.0	0.2
Pickles and other pickled products.....	02	8201	14.0	0.7	0.6	0.0	0.0	0.2
Pickles and other pickled products, including horseradish.....	02	820106	14.0	0.7	0.6	0.0	0.0	0.2
Specialty canning.....	02	84	22.7	0.2	0.2	0.4	1.1	0.1
Specialty canning.....	02	8401	22.7	0.2	0.2	0.4	1.1	0.1
Canned dry beans.....	02	840102	12.4	0.5	0.9	1.7	0.0	0.1
Canned soups and stews, excluding frozen and seafood.....	02	840104	26.1	0.0	0.2	0.0	0.0	0.2
Canned baby foods and other canned specialties/nationality foods.....	02	840105	19.6	0.8	-0.4	0.1	4.6	0.0
Frozen specialty food.....	02	85	11.4	0.0	0.5	0.5	0.8	0.3
Frozen specialty food.....	02	8501	11.4	0.0	0.5	0.5	0.8	0.3
Frozen cakes, pies, and other pastries.....	02	850109	13.0	1.0	-0.8	0.9	2.3	0.5
Frozen dinners (beef, pork, and poultry pies) and nationality foods, incl. frozen pizza.....	02	850111	14.7	-0.4	1.1	0.5	0.5	0.3
Other frozen specialties, incl. all whipped topping, waffles, soups, etc., excluding seafood.....	02	850113	-2.0	0.1	0.1	0.1	-0.3	0.1
Prepared sauces, except tomato.....	02	86	11.6	1.7	0.5	0.0	0.0	0.3
Prepared sauces, excluding tomato-based sauces and sauces comprised of 20 percent or more meat.....	02	8601	11.6	1.7	0.5	0.0	0.0	0.3
Prepared sauces, excluding tomato-based sauces and sauces comprised of 20 percent or more meat.....	02	860103	11.6	1.7	0.5	0.0	0.0	0.3
Other miscellaneous processed foods.....	02	89	9.6	1.4	1.4	0.5	-0.2	-1.2
Other miscellaneous processed foods.....	02	8901	9.6	1.4	1.4	0.5	-0.2	-1.2
Mayonnaise, salad dressings, and sandwich spreads.....	02	890102	10.9	-0.2	0.0	0.2	0.1	-0.1
Dry mix food preparations.....	02	890148	5.7	1.3	0.0	0.6	0.0	0.2
Perishable non-frozen prepared food, including tortillas.....	02	890149	8.5	6.7	5.3	1.4	-3.0	-7.0
Perishable prepared foods.....	02	8901492	8.6	8.2	6.1	2.1	-3.5	-8.6
Flavoring extracts, emulsions, liquid flavors, and food colorings.....	02	890151	0.2	0.0	0.0	0.0	0.0	0.0

See footnotes at end of table.

Table 7. Producer price index percentage changes for commodity and service groupings and individual items, not seasonally adjusted — Continued
 [February 2023]

Title	Commodity code		Unadjusted 12-month percent change ¹	Unadjusted 1-month percent change ¹				
	Group code	Item code		Feb. 2022 to Feb. 2023 ^P	Sept. to Oct.	Oct. to Nov. ^P	Nov. to Dec. ^P	Dec. to Jan. ^P
Other flavoring agents, except chocolate syrup.....	02	890154	14.2	0.0	-1.0	0.3	4.4	0.0
Soft drink flavoring syrup, sold in bulk.....	02	89015411	7.4	0.0	0.0	0.0	7.2	0.0
Other flavoring agents (except chocolate syrups).....	02	89015412	7.6	1.0	0.0	0.0	3.2	0.1
Table salt (evaporated), pepper (white and black), and other spices.....	02	890156	5.9	0.4	0.0	-0.3	0.5	-0.1
Pepper and other spices in commercial sizes (1 lb or more).....	02	8901566	-2.3	0.4	-0.1	0.1	-0.2	-0.4
Peanut butter.....	02	890158	5.4	-1.3	0.2	-1.3	0.5	0.7
Ice.....	02	890161	19.4	7.4	1.1	5.3	0.0	1.9
Dairy product substitutes.....	02	890162	9.7	-0.6	1.0	2.6	1.0	0.0
Dry, condensed, and evaporated dairy product substitutes.....	02	8901621	8.4	-	-	-	-	-0.1
Liquid dairy product substitutes.....	02	8901622	10.9	-1.6	-1.8	6.2	1.9	0.0
Chips (potato, corn, etc.).....	02	890172	15.5	1.3	1.6	0.0	0.0	1.6
Potato chips and sticks, plain and flavored.....	02	8901721	15.1	2.6	1.7	0.0	0.0	2.0
Corn chips and related products.....	02	8901722	18.1	0.9	2.7	0.0	0.0	0.0
Other chips, sticks (hard pretzels, bacon rinds, popcorn (except candied), etc.).....	02	8901723	12.5	0.0	0.0	0.0	0.0	3.3
Vinegar and cider.....	02	890174	3.3	0.0	0.0	0.0	0.0	0.0
Other food preparations.....	02	890175	4.9	-	-	-	-	0.0
Prepared animal feeds.....	02	9	7.7	-1.7	0.7	-0.3	0.3	-0.6
Soybean cake, meal, and other byproducts.....	02	92	8.2	-5.0	1.4	-0.1	2.3	1.8
Soybean cake, meal, and byproducts.....	02	9201	8.2	-5.0	1.4	-0.1	2.3	1.8
Soybean cake, meal, and byproducts.....	02	920112	8.2	-5.0	1.4	-0.1	2.3	1.8
Soybean cake and meal.....	02	9201121	6.3	-3.6	-1.4	1.3	2.2	2.6
Other soybean products, including isolates and concentrates.....	02	9201122	34.3	-17.5	30.7	-11.4	2.5	-3.9
Formula feeds.....	02	93	7.2	-1.9	-0.4	-0.5	0.3	0.2
Formula feeds.....	02	9301	7.2	-1.9	-0.4	-0.5	0.3	0.2
Chicken and turkey feed, supplements, concentrates, and premixes.....	02	930102	10.7	-3.2	-0.8	-0.4	0.3	0.9
Dairy cattle feed, supplements, concentrates, and premixes.....	02	930110	15.4	-1.0	0.2	1.9	0.6	-1.4
Swine feed, supplements, concentrates, and premixes.....	02	930115	-15.8	-2.8	-1.1	-3.4	0.5	0.5
Beef cattle feed, supplements, concentrates, and premixes.....	02	930117	8.7	0.5	0.0	-2.8	0.6	0.4
Poultry, exc. chicken and turkey, and livestock, exc. cattle and swine, feed.....	02	930118	8.8	0.2	0.2	0.2	-0.4	-0.2
Miscellaneous feedstuffs.....	02	94	8.4	-0.3	1.2	-0.3	-0.2	-1.7
Pet food.....	02	9402	12.1	0.0	1.3	0.1	0.2	0.1
Dog and cat food.....	02	940202	12.1	0.0	1.5	0.0	0.2	0.0
Dog food.....	02	9402021	12.8	0.0	1.2	0.1	0.2	0.1
Canned dog food.....	02	94020211	21.5	0.0	0.1	0.0	0.0	0.1
Dry and semi moist dog food.....	02	94020214	9.3	0.1	1.7	0.1	0.3	0.1
Cat food.....	02	9402022	10.2	0.0	2.4	0.0	0.1	0.0
Canned cat food.....	02	94020224	10.3	0.0	0.0	0.0	0.0	0.0
Dry and semi moist cat food.....	02	94020225	9.8	0.0	6.7	0.0	0.1	0.0
Pet (excluding dog and cat), laboratory, and fur animal feed.....	02	940203	12.9	0.1	-0.4	0.5	0.2	1.2
Miscellaneous feedstuffs other than pet food.....	02	9403	4.1	-0.8	1.1	-0.8	-0.5	-3.3
Meat meal and meat and bone meal.....	02	940301	17.0	-11.5	3.1	4.4	2.0	0.1
Wet process corn byproducts.....	02	940317	15.6	1.4	1.6	-0.2	-0.1	3.6
Other animal feeds, including fertilizer byproducts and feather.....	02	940325	8.5	-3.2	-2.4	0.8	-1.1	3.3
Animal and marine feed and fertilizer byproducts, except meat and bone meal.....	02	9403252	5.7	-5.9	-5.1	2.8	-2.9	7.5
Other prepared animal feeds, including feeding materials and adjuncts.....	02	9403253	11.6	-0.7	0.0	-0.9	0.2	0.7
Miscellaneous byproducts of slaughtering plants.....	02	940333	-5.4	2.2	2.6	-3.8	-1.2	-9.1
Distillers' dried grains (dark and light) and dried solubles.....	02	940334	-	-	-	-	1.8	-
Textile products and apparel.....	03	-	5.6	-0.3	-0.1	-0.7	0.0	-0.1
Synthetic fibers.....	03	1	8.5	0.1	-0.2	-1.2	2.0	-0.3
Unprocessed filament yarns.....	03	15	8.5	0.1	-0.2	-1.2	2.0	-0.3
Noncellulosic and cellulosic organic fibers.....	03	1504	-	0.1	-0.2	-1.2	2.0	-0.3
Noncellulosic fibers.....	03	150401	9.6	0.1	-0.2	-1.2	2.6	0.2
Noncellulosic organic fibers.....	03	1504014	7.5	0.1	-0.2	-1.6	-0.3	0.3
Polyester manufactured fibers.....	03	15040147	16.9	1.7	-0.8	-3.2	-1.3	0.4
Other noncellulosic organic fibers, incl. polyamide, polyolefin, and producer-textured.....	03	15040149	5.0	-0.4	0.0	-1.0	0.3	0.2
Processed yarns and threads.....	03	2	-1.1	-3.1	-1.5	-2.9	-3.1	-0.2
Yarns.....	03	26	-1.2	-3.2	-1.5	-3.0	-3.2	-0.2
Spun cotton yarns.....	03	2601	-5.4	-5.1	-2.4	-5.3	-5.3	-1.3
Spun cotton yarns.....	03	260115	-	-5.1	-2.4	-5.3	-5.3	-1.3

See footnotes at end of table.

Table 7. Producer price index percentage changes for commodity and service groupings and individual items, not seasonally adjusted — Continued
[February 2023]

Title	Commodity code		Unadjusted 12-month percent change ¹	Unadjusted 1-month percent change ¹				
	Group code	Item code		Feb. 2022 to Feb. 2023 ^P	Sept. to Oct.	Oct. to Nov. ^P	Nov. to Dec. ^P	Dec. to Jan. ^P
Spun synthetic yarns.....	03	2603	-16.6	-8.4	-2.5	-7.1	-2.8	-0.5
Spun synthetic yarns.....	03	260304	-16.6	-8.4	-2.5	-7.1	-2.8	-0.5
Rayon, acetate, and lyocell spun yarns.....	03	2603041	—	-0.2	-4.8	0.0	—	—
Textured and twisted yarns.....	03	2604	7.6	0.1	-0.6	0.2	-1.7	0.7
Textured and twisted yarns.....	03	260405	—	0.1	-0.6	0.2	-1.7	0.7
Other spun noncellulosic and natural fiber (excluding cotton and wool) yarns.....	03	2607	-1.9	-2.5	-1.0	-2.8	-4.1	-1.1
Other spun noncellulosic and natural fiber (excluding cotton and wool) yarns.....	03	260701	-1.9	-2.5	-1.0	-2.8	-4.1	-1.1
Greige fabrics.....	03	3	3.9	-0.4	-1.2	-0.1	-0.3	-1.3
Greige broadwoven fabrics.....	03	37	6.4	-0.1	-0.3	-0.1	0.1	-0.6
Greige manmade, silk, and other natural fiber (exc cotton/wool) broadwoven fabrics.....	03	3703	6.1	0.1	-0.1	0.2	0.7	-0.3
Greige manmade, silk, and other natural fiber (exc cotton/wool) broadwoven fabrics.....	03	370304	6.1	0.1	-0.1	0.2	0.7	-0.3
Greige knit fabrics.....	03	38	8.7	0.0	-0.3	0.0	0.1	-0.2
Weft (circular) knit fabrics, greige goods (excluding hosiery).....	03	3803	4.2	0.0	0.0	0.0	0.0	0.0
Weft (circular) knit fabrics, greige goods (excluding hosiery).....	03	380301	4.2	0.0	0.0	0.0	0.0	0.0
Warp knit fabrics, greige goods (excluding hosiery).....	03	3804	16.3	0.0	-0.7	0.0	0.2	-0.3
Warp knit fabrics, greige goods (excluding hosiery).....	03	380401	16.3	0.0	-0.7	0.0	0.2	-0.3
Tire cord and tire fabric.....	03	39	-3.9	-1.2	-3.5	0.0	-1.8	-3.9
Tire cord and tire fabrics.....	03	3901	-3.9	-1.2	-3.5	0.0	-1.8	-3.9
Tire cord and tire fabrics.....	03	390101	-3.9	-1.2	-3.5	0.0	-1.8	-3.9
Finished fabrics.....	03	4	6.0	-0.3	0.4	-0.5	0.1	0.5
Finished broadwoven fabrics.....	03	42	-0.7	-1.4	0.4	-2.6	-1.8	0.6
Finished cotton broadwoven fabrics.....	03	4201	18.9	-3.3	2.2	1.8	2.6	1.6
Finished cotton broadwoven fabrics.....	03	420104	18.9	-3.3	2.2	1.8	2.6	1.6
Finished manmade, silk, and other natural fiber (exc. cotton and wool) broadwoven fabrics.....	03	4203	-7.5	-0.7	-0.2	-4.2	-4.1	0.0
Finished manmade, silk, and other natural fiber (exc. cotton and wool) broadwoven fabrics.....	03	420306	-7.5	-0.7	-0.2	-4.2	-4.1	0.0
Finished manmade, silk, & natural fiber (exc cotton/wool) broadwoven, finished in weaving mills.....	03	4203061	4.3	0.0	0.1	0.2	0.1	0.1
Finished manmade fiber, silk and other natural fiber broadwoven fabrics, finishing mill.....	03	4203062	-13.3	-1.1	-0.3	-6.5	-6.4	0.0
Woven and braided narrow fabrics.....	03	44	12.1	0.7	-0.1	0.7	2.5	-0.3
Woven and braided narrow fabrics.....	03	4402	12.1	0.7	-0.1	0.7	2.5	-0.3
Woven narrow fabrics (12 inches or less in width).....	03	440204	9.7	-0.7	-0.1	1.2	3.0	0.0
Braided narrow fabrics (12 inches or less in width).....	03	440205	12.8	3.0	0.0	0.0	-0.4	-2.2
Nonwoven fabrics and felts.....	03	45	6.6	-0.7	0.0	-0.2	0.4	1.0
Nonwoven fabrics and felts.....	03	4503	6.6	-0.7	0.0	-0.2	0.4	1.0
Nonwoven fabrics.....	03	450321	6.4	-0.8	0.0	-0.1	0.4	1.0
Pressed, punched, or needled felts, excluding hats.....	03	450333	9.5	0.1	1.4	-0.6	-0.3	1.2
Coated fabrics, not rubberized.....	03	46	8.4	0.3	0.2	-0.2	0.8	1.2
Coated fabrics, not rubberized.....	03	4601	8.4	0.3	0.2	-0.2	0.8	1.2
Vinyl coated fabrics, including expanded vinyl coated.....	03	460102	6.0	0.7	-0.4	0.0	0.2	-0.4
Coated or laminated fabrics and coated yarns, incl. impregnated fabrics.....	03	460103	9.3	0.2	0.4	-0.3	1.0	1.9
Screen printed textile materials, embroideries, and lace goods.....	03	47	6.7	0.1	1.1	0.0	0.3	0.0
Screen printed textile and apparel materials and embroideries.....	03	4701	6.8	0.1	1.1	0.0	0.3	0.0
Embroideries (excluding Schiffli machine products) and embroidery contractors.....	03	470103	3.2	0.0	0.5	0.0	0.6	0.1
Screen printing on garments, apparel accessories, and other fabric articles, excluding labels.....	03	470108	7.8	0.1	1.2	0.0	0.2	0.0
Knit fabrics, finished in knitting mills.....	03	48	15.5	1.6	0.0	0.7	1.1	0.1
Weft (circular) knit fabrics, knit and finished in the same establishment (excluding hosiery).....	03	4801	14.9	3.7	0.0	0.0	0.0	-0.1
Weft (circular) knit fabrics, knit and finished in the same establishment (excluding hosiery).....	03	480101	14.9	3.7	0.0	0.0	0.0	-0.1
Warp knit goods, knit and finished in the same establishment.....	03	4802	16.4	-0.4	0.0	1.3	2.5	0.3
Warp knit goods, knit and finished in the same establishment.....	03	480201	16.4	-0.4	0.0	1.3	2.5	0.3
Warp knit fabrics, knit and finished in same establishment.....	03	4802011	16.0	-0.4	0.0	1.3	2.6	0.3
Apparel & other fabricated textile prods.....	03	8	5.7	0.5	0.3	0.1	0.8	0.0
Apparel.....	03	81	3.4	0.0	0.1	0.0	0.5	0.1

See footnotes at end of table.

Table 7. Producer price index percentage changes for commodity and service groupings and individual items, not seasonally adjusted — Continued
[February 2023]

Title	Commodity code		Unadjusted 12-month percent change ¹	Unadjusted 1-month percent change ¹				
	Group code	Item code		Feb. 2022 to Feb. 2023 ^P	Sept. to Oct.	Oct. to Nov. ^P	Nov. to Dec. ^P	Dec. to Jan. ^P
Miscellaneous apparel and accessories.....	03	8104	5.9	0.0	0.1	0.0	1.7	0.1
Men's and boys' fabric, straw, and felt hats, made from purchased materials.....	03	810414	7.5	0.0	0.0	0.0	0.0	0.0
Hat bodies and fabric caps, made from purchased materials.....	03	810416	5.0	0.0	0.0	0.0	3.1	0.0
Gloves and mittens, made from purchased materials.....	03	810424	6.6	0.7	0.0	0.0	1.9	0.0
Leather and sheep-lined apparel, made from purchased materials.....	03	810428	8.5	0.0	1.7	0.0	1.6	0.0
Apparel and accessories, n.e.c.....	03	810441	6.2	-0.1	0.0	0.1	2.1	0.1
Fabricated apparel accessories.....	03	8104412	12.3	0.0	0.0	0.2	0.0	0.0
All other apparel accessories, made from purchased materials.....	03	81044125	12.5	0.0	0.0	0.3	0.0	0.0
Women's, girls', and infants' cut and sew apparel.....	03	8106	0.4	-0.1	0.0	0.0	0.0	0.1
Women's and girls' blouses and shirts, made from purchased fabrics.....	03	810603	-	-	-	-	0.0	0.0
Women's and girls' dresses, made from purchased fabrics.....	03	810611	0.0	0.0	0.0	0.0	0.0	0.0
Women's and girls' lingerie and nightwear, made from purchased fabrics.....	03	810647	-	-	-	-	-	0.0
Women's and girls' other outerwear, made from purchased fabrics.....	03	810661	-	-	-	-	0.0	0.1
Men's and boys' cut and sew apparel.....	03	8107	7.2	0.0	0.5	0.0	0.1	0.2
Men's and boys' pants, except work pants, made from purchased fabrics.....	03	810703	-	-	-	-	0.0	0.0
Men's and boys' work clothing, made from purchased fabrics.....	03	810713	-	-	-	-	0.0	0.8
Men's and boys' shirts, except work shirts, made from purchased fabrics.....	03	810723	-	-	-	-	0.0	0.0
Men's and boys' suits, coats, and overcoats, made from purchased fabrics.....	03	810735	8.0	0.0	0.0	0.0	0.0	0.0
Men's and boys' other outerwear, made from purchased fabrics.....	03	810744	-	-	-	-	1.0	0.2
Men's and boys' nightwear, robes, and underwear, made from purchased fabrics.....	03	810761	0.0	0.0	0.0	0.0	0.0	0.0
Apparel made in knitting mills.....	03	8108	2.6	0.0	0.0	0.0	-0.2	0.0
Knit outerwear, underwear, and nightwear, made in knitting mills.....	03	810808	-	0.0	0.0	0.0	0.0	-
Hosiery and socks.....	03	810831	2.9	0.0	0.0	0.0	-0.2	0.0
Textile house furnishings.....	03	82	4.8	2.1	0.0	0.0	0.1	0.0
Textile house furnishings.....	03	8203	4.8	2.1	0.0	0.0	0.1	0.0
Curtains and draperies, made from purchased materials.....	03	820304	9.3	6.1	0.0	0.0	0.0	0.0
Other textiles, including towels and bed textiles.....	03	820312	3.6	1.0	0.0	0.0	0.1	0.0
Fabricated textile products, made in weaving mills.....	03	8203121	-3.8	-3.4	0.0	0.0	0.9	0.0
Other household textile products.....	03	8203122	3.9	1.2	0.0	0.0	0.0	0.0
Bedspreads, made from purchased materials.....	03	82031221	5.5	0.0	0.0	0.0	0.0	0.0
Sheets and pillowcases, made from purchased materials.....	03	82031223	7.0	0.0	0.0	0.0	0.0	0.0
Other household furnishings, made from purchased materials.....	03	82031226	3.3	1.5	0.0	0.0	0.0	0.0
Industrial and other fabricated products.....	03	83	8.3	0.3	0.7	0.2	1.3	0.0
Industrial and other fabricated products.....	03	8303	8.3	0.3	0.7	0.2	1.3	0.0
Rope, cordage, and twine.....	03	830321	5.8	-0.8	-0.2	-0.4	4.7	-0.2
All other textile bags.....	03	830334	-	0.0	0.2	-0.1	5.0	-
Canvas and related products.....	03	830345	5.2	0.7	0.0	0.4	0.0	0.0
All other fabricated textile products, excluding trimming and findings.....	03	830351	11.9	0.2	1.5	0.2	1.5	0.0
All other miscellaneous fabricated textile products.....	03	8303516	13.0	0.3	2.1	0.3	2.2	0.0
Trimming and findings, excluding automobile and apparel.....	03	830361	9.1	0.0	0.0	-6.5	7.0	0.0
Miscellaneous textile products/services.....	03	9	12.5	2.1	-0.3	-0.2	-3.4	-2.5
Miscellaneous textile products/services.....	03	94	12.5	2.1	-0.3	-0.2	-3.4	-2.5
Miscellaneous textile products/services.....	03	9401	12.5	2.1	-0.3	-0.2	-3.4	-2.5
Textile and fabric finishing, except broadwoven.....	03	940103	8.1	2.4	-0.3	-0.6	-4.0	-6.2
Hides, skins, leather, and related products.....	04	-	0.3	0.9	-1.7	-0.2	0.9	0.1
Hides and skins, incl. cattle.....	04	1	-19.1	3.8	-7.8	0.0	-0.8	-0.1
Hides and skins, incl. cattle.....	04	19	-19.1	3.8	-7.8	0.0	-0.8	-0.1
Hides, skins, and pelts, made in slaughtering plants.....	04	1901	-19.1	3.8	-7.8	0.0	-0.8	-0.1
Hides, skins, and pelts, made in slaughtering plants.....	04	190108	-19.1	3.8	-7.8	0.0	-0.8	-0.1
Leather.....	04	2	0.7	-0.7	-1.0	-1.2	1.2	-0.8
Finished and unfinished leather.....	04	27	0.7	-0.7	-1.0	-1.2	1.2	-0.8
Finished and unfinished leather.....	04	2701	0.7	-0.7	-1.0	-1.2	1.2	-0.8
Finished and unfinished leather.....	04	270102	0.7	-0.7	-1.0	-1.2	1.2	-0.8
Footwear.....	04	3	11.5	0.7	0.3	0.0	0.0	0.9
Men's nonathletic footwear.....	04	31	15.6	0.8	0.4	0.0	0.0	1.5
Men's footwear (size 6 and larger), excluding athletic.....	04	3105	15.6	0.8	0.4	0.0	0.0	1.5
Men's footwear (size 6 and larger), excluding athletic.....	04	310501	15.6	0.8	0.4	0.0	0.0	1.5

See footnotes at end of table.

Table 7. Producer price index percentage changes for commodity and service groupings and individual items, not seasonally adjusted — Continued
[February 2023]

Title	Commodity code		Unadjusted 12-month percent change ¹	Unadjusted 1-month percent change ¹				
	Group code	Item code		Feb. 2022 to Feb. 2023 ^P	Sept. to Oct.	Oct. to Nov. ^P	Nov. to Dec. ^P	Dec. to Jan. ^P
Women's nonathletic footwear.....	04	32	3.5	0.5	0.1	0.0	0.0	0.0
Women's footwear (size 4 and larger), excluding athletic.....	04	3205	3.5	0.5	0.1	0.0	0.0	0.0
Women's footwear (size 4 and larger), excluding athletic.....	04	320501	3.5	0.5	0.1	0.0	0.0	0.0
Other footwear including slippers.....	04	39	—	0.0	0.0	0.0	0.0	0.0
Other footwear, excluding rubber and plastic soled footwear.....	04	3901	—	0.0	0.0	0.0	0.0	0.0
Other footwear, excluding rubber and plastic soled footwear.....	04	390104	—	0.0	0.0	0.0	0.0	0.0
Other leather and related products.....	04	4	4.5	0.1	0.1	0.1	2.5	0.0
Luggage and small leather goods.....	04	41	3.1	0.1	0.0	0.0	2.6	0.0
Luggage and small leather goods.....	04	4101	3.1	0.1	0.0	0.0	2.6	0.0
Luggage (including suitcases, travel bags, backpacks, and other types).....	04	410112	5.6	0.0	0.0	0.0	5.2	0.0
Women's and children's handbags and purses.....	04	410128	0.3	0.1	0.0	0.0	0.0	0.1
Personal leather goods (excluding women's handbags and purses).....	04	410132	1.0	0.0	0.0	0.0	0.2	0.0
Leather and leather-like goods, n.e.c.....	04	45	6.3	0.2	0.2	0.1	2.4	0.0
Leather and leather-like goods, n.e.c.....	04	4501	6.3	0.2	0.2	0.1	2.4	0.0
All other leather goods.....	04	450101	6.5	0.2	0.2	0.2	2.6	0.0
Boot and shoe cut stock and findings.....	04	4501011	6.0	1.3	0.0	0.0	0.0	0.0
All other miscellaneous leather goods.....	04	4501014	6.4	0.0	0.2	0.2	2.9	0.0
Leather belts, made from purchased materials.....	04	450111	3.6	0.0	0.0	0.0	0.0	0.0
Fuels and related products and power.....	05	—	-0.3	-3.1	-4.3	-7.9	2.5	-1.9
Coal.....	05	1	27.5	0.3	-1.6	-7.5	0.1	1.8
Coal.....	05	13	27.5	0.3	-1.6	-7.5	0.1	1.8
Coal.....	05	1301	27.5	0.3	-1.6	-7.5	0.1	1.8
Unprepared bituminous coal and lignite (utility sold).....	05	130101	46.6	0.3	-0.2	-0.3	2.4	-0.3
Unprepared bituminous coal and lignite from surface mine (utility sold).....	05	1301011	49.0	0.3	-0.2	-0.3	2.6	1.2
Unprepared bituminous coal and lignite from underground mine (utility sold).....	05	1301012	—	—	—	—	2.3	-2.4
Prepared bituminous coal and lignite (utility sold).....	05	130102	23.8	0.3	-1.8	-8.7	-0.1	1.4
Prepared bituminous coal & lignite, from surface mine (utility sold).....	05	1301021	0.9	2.4	0.9	-5.0	-2.3	1.2
Prepared bituminous coal & lignite, from underground mine (utility sold).....	05	1301022	28.5	0.6	0.1	-14.6	1.0	1.5
Coal exports.....	05	130103	—	—	—	—	-0.5	9.2
Coal non-utility sold (including anthracite).....	05	130104	31.2	1.2	0.0	0.0	0.0	-2.8
Gas fuels.....	05	3	-47.5	-32.9	-10.6	23.4	-21.5	-30.1
Natural gas.....	05	31	-55.8	-35.3	-12.5	30.7	-26.2	-41.4
Natural gas.....	05	3101	-55.8	-35.3	-12.5	30.7	-26.2	-41.4
Natural gas.....	05	310105	-55.8	-35.3	-12.5	30.7	-26.2	-41.4
Natural gas from the wellhead.....	05	3101051	-57.8	-35.4	-13.7	29.0	-35.0	-34.7
Natural gas from processing facilities.....	05	3101052	-41.3	-34.4	-4.8	41.5	23.5	-61.0
Liquefied petroleum gas.....	05	32	-38.3	-13.4	1.0	-14.6	-4.1	1.6
Liquefied petroleum gas.....	05	3201	-38.3	-13.4	1.0	-14.6	-4.1	1.6
Isopentane and natural gasoline.....	05	320102	-23.1	5.6	-5.2	-6.9	14.9	-3.8
Propane.....	05	320104	-43.1	-14.5	-1.6	-22.3	18.7	3.3
Butane.....	05	320105	-22.1	-7.8	1.2	-7.6	19.8	14.2
Plant condensate, ethane, gas mixtures, and other natural gas liquids.....	05	320108	-38.3	-18.2	3.7	-15.2	-14.7	0.2
Electric power.....	05	4	12.5	-3.8	-2.8	0.9	5.0	-0.9
Residential electric power.....	05	41	12.6	-1.5	-1.5	0.4	3.4	0.4
Residential electric power.....	05	4121	12.6	-1.5	-1.5	0.4	3.4	0.4
Residential electric power.....	05	412101	12.6	-1.5	-1.5	0.4	3.4	0.4
Residential electric power, New England.....	05	4121011	29.3	7.9	0.0	1.1	14.2	0.0
Residential electric power, Middle Atlantic.....	05	4121012	17.5	1.9	-3.3	2.0	0.7	0.2
Residential electric power, East North Central.....	05	4121013	8.3	-7.5	0.3	2.5	4.7	0.0
Residential electric power, West North Central.....	05	4121014	5.1	-5.8	-5.0	-4.0	0.6	-0.8
Residential electric power, South Atlantic.....	05	4121015	8.7	-1.9	-1.1	0.7	2.0	1.2
Residential electric power, East South Central.....	05	4121016	16.2	-2.0	-0.9	1.0	4.0	3.0
Residential electric power, West South Central.....	05	4121017	14.5	-2.3	-2.2	-1.4	1.4	-0.4
Residential electric power, Mountain.....	05	4121018	5.8	0.5	-2.9	0.0	1.7	0.0
Residential electric power, Pacific.....	05	4121019	14.2	0.1	0.0	0.0	5.5	0.0
Commercial electric power.....	05	42	14.3	-5.2	-3.9	0.9	5.2	-0.9
Commercial electric power.....	05	4221	14.3	-5.2	-3.9	0.9	5.2	-0.9
Commercial electric power.....	05	422101	14.3	-5.2	-3.9	0.9	5.2	-0.9

See footnotes at end of table.

Table 7. Producer price index percentage changes for commodity and service groupings and individual items, not seasonally adjusted — Continued
 [February 2023]

Title	Commodity code		Unadjusted 12-month percent change ¹	Unadjusted 1-month percent change ¹				
	Group code	Item code		Feb. 2022 to Feb. 2023 ^P	Sept. to Oct.	Oct. to Nov. ^P	Nov. to Dec. ^P	Dec. to Jan. ^P
Commercial electric power, New England.....	05	4221011	25.2	1.2	0.0	1.2	12.5	0.0
Commercial electric power, Middle Atlantic.....	05	4221012	15.8	-6.9	-6.3	4.8	4.0	-4.5
Commercial electric power, East North Central.....	05	4221013	6.0	-8.9	-0.4	2.3	7.4	-3.0
Commercial electric power, West North Central.....	05	4221014	4.2	-2.6	-5.1	-5.4	1.7	-1.2
Commercial electric power, South Atlantic.....	05	4221015	9.1	-0.5	-0.1	0.7	3.3	0.6
Commercial electric power, East South Central.....	05	4221016	12.5	-6.7	-2.3	2.6	2.8	2.7
Commercial electric power, West South Central.....	05	4221017	20.8	-3.1	-4.1	-2.7	3.3	-0.3
Commercial electric power, Mountain.....	05	4221018	10.1	0.5	-2.0	0.0	2.6	0.0
Commercial electric power, Pacific.....	05	4221019	21.3	-10.4	-8.9	0.0	8.7	0.0
Industrial electric power.....	05	43	9.0	-6.3	-3.9	2.2	9.2	-4.1
Industrial electric power.....	05	4321	9.0	-6.3	-3.9	2.2	9.2	-4.1
Industrial electric power.....	05	432101	9.0	-6.3	-3.9	2.2	9.2	-4.1
Industrial electric power, New England.....	05	4321011	17.7	6.6	15.0	31.5	-7.9	-1.7
Industrial electric power, Middle Atlantic.....	05	4321012	0.7	-1.2	-4.5	-4.8	4.2	-0.7
Industrial electric power, East North Central.....	05	4321013	-11.7	-13.4	0.3	1.0	9.2	-2.8
Industrial electric power, West North Central.....	05	4321014	2.0	-5.8	-7.2	0.0	3.0	-5.4
Industrial electric power, South Atlantic.....	05	4321015	9.0	0.7	-0.4	0.2	1.6	0.5
Industrial electric power, East South Central.....	05	4321016	21.1	-11.1	-1.9	2.2	2.9	8.4
Industrial electric power, West South Central.....	05	4321017	19.1	-1.1	0.6	-2.2	2.1	-0.6
Industrial electric power, Mountain.....	05	4321018	18.6	-6.2	-22.5	3.4	59.4	-27.6
Industrial electric power, Pacific.....	05	4321019	20.5	-11.9	-9.9	0.0	9.1	-0.1
Transportation electric power.....	05	46	-2.2	-5.2	-0.5	0.3	5.7	0.0
Transportation electric power.....	05	4621	-2.2	-5.2	-0.5	0.3	5.7	0.0
Transportation electric power.....	05	462111	-2.2	-5.2	-0.5	0.3	5.7	0.0
Utility natural gas.....	05	5	10.0	-4.7	-2.8	3.8	7.7	-8.1
Residential natural gas.....	05	51	15.5	-1.8	-1.5	2.3	11.6	-10.5
Residential natural gas.....	05	5121	15.5	-1.8	-1.5	2.3	11.6	-10.5
Residential natural gas.....	05	512101	15.5	-1.8	-1.5	2.3	11.6	-10.5
Residential natural gas, New England.....	05	5121011	15.9	1.9	9.0	-1.1	-0.4	-1.9
Residential natural gas, Middle Atlantic.....	05	5121012	13.7	2.7	-0.1	0.9	4.2	-0.5
Residential natural gas, East North Central.....	05	5121013	8.7	-2.4	-3.1	0.0	-2.0	-5.5
Residential natural gas, West North Central.....	05	5121014	13.8	-9.2	-4.6	12.1	0.7	-4.8
Residential natural gas, South Atlantic.....	05	5121015	11.1	-2.0	-5.7	-1.1	3.0	-5.4
Residential natural gas, East South Central.....	05	5121016	-8.8	2.3	-6.3	-5.4	-0.7	-0.9
Residential natural gas, West South Central.....	05	5121017	9.5	-3.1	-2.6	1.7	0.4	-3.2
Residential natural gas, Mountain.....	05	5121018	34.2	3.3	-0.2	-0.1	4.5	0.5
Residential natural gas, Pacific.....	05	5121019	30.0	-6.6	1.2	10.6	66.4	-34.9
Commercial natural gas.....	05	52	18.7	-3.7	-1.8	3.7	12.9	-13.1
Commercial natural gas.....	05	5221	18.7	-3.7	-1.8	3.7	12.9	-13.1
Commercial natural gas.....	05	522101	18.7	-3.7	-1.8	3.7	12.9	-13.1
Commercial natural gas, New England.....	05	5221011	16.6	2.1	9.7	-2.3	-0.1	-5.0
Commercial natural gas, Middle Atlantic.....	05	5221012	9.6	-5.3	-0.5	3.3	-1.3	-0.8
Commercial natural gas, East North Central.....	05	5221013	11.8	-2.3	-2.1	-0.7	-3.1	-5.9
Commercial natural gas, West North Central.....	05	5221014	20.0	-12.4	-5.5	14.3	-1.0	-3.7
Commercial natural gas, South Atlantic.....	05	5221015	6.9	-1.4	-9.1	1.2	0.7	-7.3
Commercial natural gas, East South Central.....	05	5221016	6.2	-3.7	-8.1	-3.4	-3.8	-1.3
Commercial natural gas, West South Central.....	05	5221017	11.7	-0.7	-6.5	0.6	1.1	-2.6
Commercial natural gas, Mountain.....	05	5221018	53.2	4.9	-0.2	-0.1	4.9	0.1
Commercial natural gas, Pacific.....	05	5221019	44.6	-10.3	5.8	17.2	91.6	-41.5
Industrial natural gas.....	05	53	10.2	-6.8	-3.8	5.3	3.7	-9.4
Industrial natural gas.....	05	5321	10.2	-6.8	-3.8	5.3	3.7	-9.4
Industrial natural gas.....	05	532101	10.2	-6.8	-3.8	5.3	3.7	-9.4
Industrial natural gas, New England.....	05	5321011	20.0	3.0	9.0	-2.7	0.1	-5.5
Industrial natural gas, Middle Atlantic.....	05	5321012	13.0	17.8	-1.2	3.3	-8.8	-4.7
Industrial natural gas, East North Central.....	05	5321013	0.0	-11.8	-1.4	6.7	-3.2	-10.8
Industrial natural gas, West North Central.....	05	5321014	31.6	-4.5	-4.4	15.6	1.3	-3.8
Industrial natural gas, South Atlantic.....	05	5321015	8.8	-3.6	-4.1	0.9	3.5	-8.4
Industrial natural gas, East South Central.....	05	5321016	8.5	1.8	-5.8	-1.5	-8.9	-2.9
Industrial natural gas, West South Central.....	05	5321017	-7.5	-12.8	-12.6	4.6	1.8	-14.0
Industrial natural gas, Mountain.....	05	5321018	24.2	0.8	0.5	0.0	6.0	1.0
Industrial natural gas, Pacific.....	05	5321019	48.1	-6.5	12.0	8.0	29.4	-9.5
Natural gas to electric power.....	05	54	1.5	-7.9	-4.6	5.4	1.1	-2.1
Natural gas to electric power.....	05	5421	1.5	-7.9	-4.6	5.4	1.1	-2.1

See footnotes at end of table.

Table 7. Producer price index percentage changes for commodity and service groupings and individual items, not seasonally adjusted — Continued
[February 2023]

Title	Commodity code		Unadjusted 12-month percent change ¹	Unadjusted 1-month percent change ¹				
	Group code	Item code		Feb. 2022 to Feb. 2023 ^P	Sept. to Oct.	Oct. to Nov. ^P	Nov. to Dec. ^P	Dec. to Jan. ^P
Natural gas to electric power.....	05	542101	1.5	-7.9	-4.6	5.4	1.1	-2.1
Crude petroleum (domestic production).....	05	6	-12.8	2.3	-2.4	-13.2	-1.3	7.3
Crude petroleum (domestic production).....	05	61	-12.8	2.3	-2.4	-13.2	-1.3	7.3
Crude petroleum (domestic production).....	05	6101	-12.8	2.3	-2.4	-13.2	-1.3	7.3
Crude petroleum (domestic production).....	05	610102	-12.8	2.3	-2.4	-13.2	-1.3	7.3
Petroleum products, refined.....	05	7	2.4	5.7	-4.9	-20.2	7.5	1.3
Gasoline.....	05	71	-5.0	4.5	-8.2	-18.5	11.4	6.7
Unleaded premium gasoline.....	05	7103	-1.3	2.5	-4.8	-20.9	10.1	5.3
Unleaded premium gasoline.....	05	710304	-1.3	2.5	-4.8	-20.9	10.1	5.3
Unleaded regular gasoline.....	05	7104	-5.6	5.1	-8.8	-18.0	11.9	7.0
Unleaded regular gasoline.....	05	710404	-5.6	5.1	-8.8	-18.0	11.9	7.0
Unleaded mid-premium gasoline.....	05	7105	-0.7	3.3	-7.9	-19.3	12.2	6.7
Unleaded mid-premium gasoline.....	05	710504	-0.7	3.3	-7.9	-19.3	12.2	6.7
Kerosene and jet fuels.....	05	72	21.6	0.9	-2.2	-16.0	13.6	-0.8
Kerosene.....	05	7202	11.3	0.9	-2.0	-21.2	7.2	-3.4
Kerosene.....	05	720201	11.3	0.9	-2.0	-21.2	7.2	-3.4
Jet fuel.....	05	7203	22.3	0.9	-2.2	-15.8	14.0	-0.6
Jet fuel.....	05	720301	22.3	0.9	-2.2	-15.8	14.0	-0.6
Light fuel oils.....	05	73	4.9	10.4	-3.6	-27.5	6.9	-3.2
Home heating oil and distillates.....	05	7302	5.7	10.5	-7.8	-12.8	2.2	-5.4
Home heating oil and distillates.....	05	730201	5.7	10.5	-7.8	-12.8	2.2	-5.4
No. 2 diesel fuel.....	05	7303	4.8	10.4	-3.4	-28.4	7.2	-3.1
No. 2 diesel fuel.....	05	730302	4.8	10.4	-3.4	-28.4	7.2	-3.1
Residual fuels (heavy fuel oils, incl. #5, #6, & other residual fuels).....	05	74	-31.6	-17.9	6.8	-3.3	-14.7	-5.5
Residual fuels (heavy fuel oils, incl. #5, #6, & other residual fuels).....	05	7407	-31.6	-17.9	6.8	-3.3	-14.7	-5.5
Residual fuels (heavy fuel oils, incl. #5, #6, & other residual fuels).....	05	740703	-31.6	-17.9	6.8	-3.3	-14.7	-5.5
Finished lubricants.....	05	76	21.3	1.5	0.3	0.0	-0.5	0.2
Lubricating and similar oils.....	05	7604	21.0	1.6	0.3	0.0	-0.6	-1.1
Lubricating and similar oils not from petroleum refineries.....	05	760401	21.0	1.6	0.3	0.0	-0.6	-1.1
Lubricating oil base stocks.....	05	78	2.9	-2.6	-4.1	6.8	-20.5	-5.0
Lubricating oil base stocks.....	05	7801	2.9	-2.6	-4.1	6.8	-20.5	-5.0
Lubricating oil base stocks.....	05	780121	2.9	-2.6	-4.1	6.8	-20.5	-5.0
Asphalt and other petroleum and coal products, n.e.c.....	05	8	1.1	9.2	4.5	-9.6	-6.6	-1.5
Asphalt and other petroleum and coal products, n.e.c.....	05	81	1.1	9.2	4.5	-9.6	-6.6	-1.5
Asphalt.....	05	8102	-20.4	-7.4	-7.3	-37.8	9.0	3.7
Asphalt.....	05	810212	-20.4	-7.4	-7.3	-37.8	9.0	3.7
Other petroleum and coal products, including coke oven products, n.e.c.....	05	8103	17.7	23.4	12.1	5.4	-9.3	-2.6
Other petroleum and coal products, including coke oven products, n.e.c.....	05	810319	17.7	23.4	12.1	5.4	-9.3	-2.6
Other petroleum and coal products, made in coke oven establishments.....	05	8103191	21.2	-0.6	-0.9	-0.3	0.1	-1.0
Chemicals and allied products.....	06	-	0.4	-0.9	-0.8	-0.8	0.3	-0.4
Industrial chemicals.....	06	1	-4.8	-2.0	-1.2	-1.1	-0.3	-2.2
Basic inorganic chemicals.....	06	13	20.2	1.5	-1.2	0.0	2.2	0.7
Inorganic chemicals, other than alkalis and chlorine.....	06	1302	11.7	-0.1	-2.1	0.3	1.7	1.3
Aluminum compounds.....	06	130209	8.3	0.0	0.0	0.0	-4.2	12.3
Inorganic acids, inc. hydrochloric, sulfuric acid, and other.....	06	13020T	-8.1	-0.3	-20.7	-1.9	0.1	-0.6
Sulfuric acid.....	06	13020T1	-17.0	-1.7	-29.8	-1.5	-0.3	0.0
Lime.....	06	130213	47.6	2.3	1.6	-0.4	18.1	2.8
Potassium and sodium compounds, excluding bleaches, alkalis, and alum.....	06	130217	28.9	3.6	2.7	3.2	0.8	2.2
Rock salt.....	06	130271	2.5	4.5	0.1	0.0	0.1	0.0
Other inorganic chemicals, nec.....	06	130283	10.4	-1.7	1.1	0.3	1.6	1.5
All other inorganic chemicals.....	06	1302833	8.7	-1.4	0.6	0.5	2.1	2.3
Alkalis and chlorine, including natural sodium carbonate and sulfate.....	06	1303	37.7	4.4	0.1	-0.5	3.3	-0.5
Chlorine, sodium hydroxide, and other alkalis.....	06	130302	39.3	4.8	0.2	-0.5	1.4	-0.6
Sodium hydroxide (caustic soda).....	06	1303024	30.0	3.4	0.1	-0.6	2.0	-0.8
Other alkalis.....	06	1303028	34.8	2.8	0.2	-0.2	0.1	-0.1
Basic organic chemicals.....	06	14	-8.9	-2.6	-1.2	-1.3	-0.9	-3.0
Primary basic organic chemicals.....	06	1401	-28.3	-8.3	-3.6	-0.7	0.1	-6.6
Aromatics.....	06	140197	-12.3	-2.2	5.6	-9.4	-0.9	4.3

See footnotes at end of table.

Table 7. Producer price index percentage changes for commodity and service groupings and individual items, not seasonally adjusted — Continued
[February 2023]

Title	Commodity code		Unadjusted 12-month percent change ¹	Unadjusted 1-month percent change ¹				
	Group code	Item code		Feb. 2022 to Feb. 2023 ^P	Sept. to Oct.	Oct. to Nov. ^P	Nov. to Dec. ^P	Dec. to Jan. ^P
Liquid refinery gases.....	06	140198	-33.6	-10.5	-7.1	3.0	0.4	-10.3
Cyclic intermediate chemicals and dyes.....	06	1402	3.1	0.1	-0.1	-0.1	-0.5	1.1
Cyclic intermediate chemicals.....	06	140281	4.1	0.1	-0.1	-0.1	0.0	1.1
Synthetic organic dyes.....	06	140282	-6.8	0.0	-0.1	0.4	-4.5	0.9
Other basic organics.....	06	1403	3.7	0.4	-0.1	-1.8	-1.3	-1.6
Ethanol (ethyl alcohol).....	06	140341	5.7	-2.4	4.6	-6.8	-3.3	-1.3
Other basic organics, n.e.c.....	06	140399	3.2	1.2	-1.4	-0.2	-0.6	-1.7
Fatty acids.....	06	1403991	4.7	-5.4	0.5	-4.0	-0.3	-4.3
Bulk pesticides and other bulk synthetic organic agricultural chemicals, excluding preparation.....	06	1403992	-1.2	0.0	0.0	0.0	-2.1	0.0
Industrial organic flavor oil mixtures and blends.....	06	1403993	-10.6	-13.7	0.0	0.0	0.0	0.5
Natural organic chemicals.....	06	1403995	6.8	0.4	0.7	-1.7	-0.6	4.3
Synthetic organic chemicals for use as flavor and perfume materials.....	06	1403997	-1.3	-2.9	0.0	0.0	-0.8	0.0
Synthetic organic plasticizers.....	06	1403999	5.0	-3.7	-1.0	-9.5	4.0	2.6
Other synthetic organic chemicals.....	06	140399A	2.1	-0.6	-2.3	0.5	-1.5	0.0
Miscellaneous end use chemicals and chemical products, excluding urea.....	06	140399B	5.3	4.5	-1.6	1.1	-1.4	-4.5
Miscellaneous cyclic and acyclic chemicals and chemical products, excluding fatty acid esters.....	06	140399C	3.3	1.9	-2.2	-1.2	1.0	0.0
Paints and allied products.....	06	2	13.6	-0.1	0.7	0.3	0.5	-0.1
Prepared paint.....	06	21	12.7	0.4	0.1	0.3	0.3	-0.2
Architectural coatings.....	06	2101	15.2	1.1	0.0	0.5	0.0	0.0
Architectural coatings.....	06	210104	15.2	1.1	0.0	0.5	0.0	0.0
Exterior architectural coatings.....	06	2101041	20.8	1.3	0.0	1.3	0.1	0.0
Interior architectural coatings.....	06	2101042	12.1	1.0	0.0	0.0	0.0	0.0
OEM finishes excluding marine coatings.....	06	2102	13.2	0.3	0.3	0.3	0.3	0.4
OEM finishes excluding marine coatings.....	06	210201	13.2	0.3	0.3	0.3	0.3	0.4
Transportation finishes, except powdered and high-solids coatings.....	06	2102011	9.1	1.6	0.7	1.1	2.1	0.0
All other product finishes for original equipment manufacturers (OEM), excluding marine coating.....	06	2102012	14.9	-0.1	0.2	0.0	-0.1	0.5
Special purpose coatings, incl. marine, industrial & construction coatings.....	06	2103	8.1	-0.6	0.2	0.1	0.8	-1.5
Special purpose coatings, incl. marine, industrial & construction coatings.....	06	210301	8.1	-0.6	0.2	0.1	0.8	-1.5
Paint materials.....	06	22	17.9	-1.8	2.7	0.4	1.4	0.3
Paint colors.....	06	2202	17.9	-2.0	3.1	0.5	0.0	0.4
All other inorganic pigments, including TiO2, chrome colors, and other white opaque pigments.....	06	22020N	18.7	-1.6	2.8	0.0	0.0	0.4
Synthetic organic pigments, lakes, and toners.....	06	220298	14.6	-3.6	4.1	2.4	0.0	0.0
Kaolin and ball clay.....	06	2204	17.9	0.0	0.0	0.0	13.6	0.0
Kaolin and ball clay.....	06	220407	17.9	0.0	0.0	0.0	13.6	0.0
Allied and miscellaneous paint products.....	06	23	7.2	-0.8	0.0	-0.1	0.1	0.0
Allied and miscellaneous paint products.....	06	2301	7.2	-0.8	0.0	-0.1	0.1	0.0
Allied and miscellaneous paint products.....	06	230104	7.2	-0.8	0.0	-0.1	0.1	0.0
Drugs and pharmaceuticals.....	06	3	2.8	0.1	0.0	-0.3	2.0	0.5
Medicinal and botanical chemicals, drugs, and other products.....	06	31	0.1	0.1	0.4	-0.2	0.4	-0.4
Medicinal and botanical chemicals, drugs, and other products.....	06	3102	0.1	0.1	0.4	-0.2	0.4	-0.4
Synthetic organic medicinal chemicals, medicinal & botanical drugs, & other products.....	06	310203	0.1	0.1	0.4	-0.2	0.4	-0.4
Biological products, including diagnostics.....	06	37	4.3	0.2	0.0	-0.1	2.7	0.8
Biological products, excluding diagnostic, for veterinary, industrial, and all other misc. uses.....	06	3717	12.6	1.7	-0.7	0.0	10.6	0.0
Biological products, excluding diagnostic, for veterinary, industrial, and all other misc. uses.....	06	371705	-	-	-	-	10.6	0.0
Diagnostics.....	06	3718	3.1	-0.1	0.2	-0.3	0.5	2.0
In-vitro diagnostic substances.....	06	371801	0.9	0.2	0.0	-0.3	0.5	0.3
Biological products, excluding diagnostic, for human use.....	06	3719	1.8	0.0	0.0	0.0	1.2	0.0
Biological products, excluding diagnostic, for human use.....	06	371904	-	-	-	-	1.2	0.0
Pharmaceutical preparations.....	06	38	2.5	0.1	0.0	-0.4	1.9	0.5
Pharmaceuticals affecting neoplasms, the endocrine system, & metabolic diseases.....	06	3801	1.2	0.0	0.0	0.0	1.0	0.1
Cancer therapy products.....	06	380102	3.3	0.0	0.0	0.0	1.8	0.1
Insulin/antidiabetes products.....	06	380103	2.8	0.0	0.0	0.0	2.5	0.0
Other neoplasms, endocrine system, and metabolic diseases.....	06	380104	0.8	0.0	0.0	0.0	0.8	0.1
Hormones and oral contraceptives.....	06	380105	1.1	0.0	0.0	0.0	0.6	0.0

See footnotes at end of table.

Table 7. Producer price index percentage changes for commodity and service groupings and individual items, not seasonally adjusted — Continued
 [February 2023]

Title	Commodity code		Unadjusted 12-month percent change ¹	Unadjusted 1-month percent change ¹				
	Group code	Item code		Feb. 2022 to Feb. 2023 ^P	Sept. to Oct.	Oct. to Nov. ^P	Nov. to Dec. ^P	Dec. to Jan. ^P
Pharmaceuticals acting on the central nervous system and the sense organs.....	06	3802	5.4	0.0	0.0	0.0	2.9	1.4
Analgesics.....	06	380202	4.3	0.0	0.0	0.0	0.0	4.4
Analgesics, over-the-counter.....	06	380202OC	1.0	0.0	0.0	0.0	0.0	0.7
Analgesics, prescription.....	06	380202RX	4.7	0.0	0.0	0.0	0.0	4.8
Psychotherapeutics.....	06	380203	3.7	0.0	0.0	0.0	2.8	0.0
Antidepressants.....	06	3802031	3.5	0.0	0.0	0.0	2.7	0.0
Other psychotherapeutics, including tranquilizers.....	06	3802032	4.9	0.0	0.0	0.0	4.2	0.0
Anticonvulsants.....	06	380204	7.3	0.0	0.0	0.0	4.1	0.0
Other central nervous system and sense organs.....	06	380205	6.4	0.0	0.0	0.0	4.5	0.0
Pharmaceuticals acting on the cardiovascular system.....	06	3803	4.8	0.0	0.0	0.0	4.8	0.0
Other cardiovascular preparations.....	06	380305	3.8	0.0	0.0	0.0	3.8	0.0
Pharmaceuticals acting on the respiratory system.....	06	3804	-1.0	0.2	0.0	-2.6	1.5	0.0
Antihistamines and bronchodilators, including antiasthmatics.....	06	380402	2.6	0.0	0.0	0.0	2.5	0.1
Other respiratory preparations.....	06	380403	-3.4	0.2	0.0	-3.6	0.0	0.0
Other respiratory preparations, over-the-counter.....	06	380403OC	1.0	1.7	0.0	0.0	0.0	0.0
Other respiratory preparations, prescription.....	06	380403RX	-	0.0	0.0	-4.1	0.0	-
Pharmaceuticals acting on the digestive or the genito-urinary systems.....	06	3805	-0.4	0.0	0.0	0.0	0.2	0.0
Other digestive or genito-urinary preparations.....	06	380503	-0.3	0.0	0.0	0.0	0.2	0.0
Other digestive or genito-urinary preparations, prescription.....	06	380503RX	-0.4	0.0	0.0	0.0	0.3	0.0
Pharmaceuticals acting on the skin.....	06	3806	2.6	0.0	0.0	0.0	2.6	0.0
Other pharmaceutical preparations acting on the skin.....	06	380603	-	0.0	0.0	0.0	2.9	-
Anti-acne preparations.....	06	380606	0.1	0.0	0.0	0.0	0.1	0.0
Vitamin, nutrient, and hematinic preparations.....	06	3807	3.6	0.6	0.0	0.1	0.0	0.0
Multivitamins.....	06	380702	5.3	0.4	0.0	0.0	0.0	0.0
Other vitamins and nutrients.....	06	380703	2.3	0.8	0.0	0.1	0.0	0.0
Pharmaceuticals affecting parasitic and infective diseases.....	06	3808	1.1	0.0	0.1	0.0	0.7	0.0
Broad and medium spectrum antibiotics.....	06	380802	0.6	0.0	0.6	0.0	0.0	0.0
Systemic antivirals.....	06	380803	4.9	0.0	0.0	0.0	3.2	0.0
Other parasitic and infective diseases.....	06	380804	1.0	0.0	0.0	0.0	1.0	0.0
Fats and oils, inedible.....	06	4	-3.9	-1.1	5.9	-7.1	-2.1	-5.6
Fats and oils, inedible.....	06	41	-3.9	-1.1	5.9	-7.1	-2.1	-5.6
Fats and oils, inedible.....	06	4101	-3.9	-1.1	5.9	-7.1	-2.1	-5.6
Soybean oil, processed for inedible purposes.....	06	410131	-4.2	-1.8	7.8	-8.3	-2.4	-4.4
Crude soybean oil, degummed, made from soybeans crushed in the same establishment.....	06	4101311	5.7	0.7	2.9	-0.7	-1.6	-0.4
Soybean oil, all other types.....	06	4101312	-8.8	-2.8	10.0	-11.4	-2.9	-6.6
Lard, inedible tallow, and grease, except wool grease.....	06	410132	-3.5	1.2	-0.1	-3.1	-0.7	-9.8
Agricultural chemicals and chemical products.....	06	5	-0.3	-1.1	1.5	-3.1	-1.0	-2.6
Mixed fertilizers.....	06	51	10.0	0.0	0.2	0.3	1.0	-1.8
Mixed fertilizers.....	06	5105	10.0	0.0	0.2	0.3	1.0	-1.8
Mixed fertilizers.....	06	510501	10.0	0.0	0.2	0.3	1.0	-1.8
Mixed fertilizers, made in plants which manufacture fertilizer materials.....	06	5105011	16.1	0.0	0.0	-0.5	0.4	-1.7
Mixed fertilizers, dry, mixing only.....	06	5105012	12.6	-0.1	0.7	1.0	1.3	-0.7
Mixed fertilizers, liquid, mixing only.....	06	5105013	-15.4	0.8	-1.6	-0.2	1.5	-6.6
Fertilizer materials.....	06	52	-15.9	2.5	1.4	-7.0	-4.2	-5.1
Nitrogenates.....	06	5201	-17.9	5.3	2.9	-3.3	-7.5	-8.4
Fertilizer materials of organic origin.....	06	520137	3.2	0.0	0.0	0.0	0.0	3.3
Synthetic ammonia, nitric acid, ammonium compounds, and urea.....	06	52013A	-19.0	5.5	3.0	-3.4	-7.9	-9.1
Phosphates.....	06	5202	-12.9	-0.1	-0.1	-10.7	0.1	-1.3
Phosphoric acid, 52-54 percent APA, superphosphates and other phosphate fertilizer materials.....	06	52026A	-12.9	-0.1	-0.1	-10.7	0.1	-1.3
Other agricultural chemicals.....	06	53	20.7	-6.6	2.4	1.2	1.9	0.0
Other agricultural chemicals.....	06	5301	20.7	-6.6	2.4	1.2	1.9	0.0
Lawn and garden pesticides and chemicals.....	06	530107	17.3	0.0	1.0	0.0	3.9	0.0
Household and institutional pesticides and chemicals.....	06	530108	10.9	0.0	0.0	0.0	5.0	0.0
Agricultural and commercial pesticides and chemicals.....	06	530109	22.5	-7.7	2.8	1.4	1.7	0.0
Plastic resins and materials.....	06	6	-7.2	-2.3	-5.3	-1.2	-1.4	2.3
Thermoplastic resins and plastics materials.....	06	62	-9.6	-2.6	-6.4	-1.4	-1.6	2.8
Thermoplastic resins and plastics materials.....	06	6212	-9.6	-2.6	-6.4	-1.4	-1.6	2.8
Thermoplastic resins and plastics materials.....	06	621201	-9.6	-2.6	-6.4	-1.4	-1.6	2.8
Thermosetting resins and plastics materials.....	06	63	9.2	-0.4	1.4	0.0	0.0	-1.2
Thermosetting resins and plastics materials.....	06	6306	9.2	-0.4	1.4	0.0	0.0	-1.2

See footnotes at end of table.

Table 7. Producer price index percentage changes for commodity and service groupings and individual items, not seasonally adjusted — Continued
[February 2023]

Title	Commodity code		Unadjusted 12-month percent change ¹	Unadjusted 1-month percent change ¹				
	Group code	Item code		Feb. 2022 to Feb. 2023 ^P	Sept. to Oct.	Oct. to Nov. ^P	Nov. to Dec. ^P	Dec. to Jan. ^P
Thermosetting resins and plastics materials.....	06	630601	9.2	-0.4	1.4	0.0	0.0	-1.2
Other chemicals and allied products.....	06	7	9.4	0.6	-0.2	0.7	1.0	0.9
Soaps and detergents.....	06	71	16.8	3.3	1.3	3.2	1.2	0.2
Soaps and other detergents.....	06	7104	16.8	3.3	1.3	3.2	1.2	0.2
Soaps and detergents, commercial, industrial, and institutional.....	06	710401	19.8	0.2	0.5	7.6	2.2	0.1
Commercial, industrial, and institutional hard surface cleaners.....	06	71040101	12.0	0.0	0.0	0.0	7.2	0.0
Commercial, industrial, and institutional laundry detergents.....	06	71040102	9.6	0.5	0.0	0.0	0.9	0.0
Commercial, industrial, and institutional dishwashing detergents.....	06	71040103	32.9	0.0	0.0	20.2	0.7	0.0
Commercial, industrial, and institutional metal cleaners.....	06	71040104	9.3	0.0	0.0	0.0	0.0	0.0
Dairy, farm, and food plant cleaners, sanitizers, etc.....	06	71040106	5.4	0.0	0.7	0.0	0.0	0.0
Commercial, industrial, and institutional soaps, excluding specialty cleaners.....	06	71040107	11.3	0.3	0.0	0.0	1.8	0.5
Household detergents.....	06	710402	15.6	7.3	2.4	0.1	0.0	0.1
Household alkaline detergents and cleaners.....	06	7104021	29.0	0.0	8.6	0.3	0.0	0.1
Household dry and liquid laundry detergents.....	06	7104022	10.5	10.5	0.0	0.0	0.0	0.0
Soaps, excluding specialty cleaners, household.....	06	710403	7.8	0.0	0.0	0.2	0.0	0.5
Polish and other sanitation goods.....	06	72	4.5	0.2	0.3	0.0	0.2	0.4
Polish and other sanitation goods.....	06	7201	4.5	0.2	0.3	0.0	0.2	0.4
Polishing preparations and related products.....	06	720103	4.9	0.6	0.0	0.2	0.0	0.0
Specialty cleaning and sanitation products.....	06	720105	5.3	0.1	0.0	0.0	0.3	0.8
Disinfectants, nonagricultural, industrial and institutional.....	06	7201051	9.2	0.0	0.0	0.0	0.1	1.8
Air and room fresheners.....	06	7201053	5.7	0.0	0.0	0.0	0.3	0.0
Laundry fabric softeners and rinses, liquid and dry.....	06	7201058	3.0	0.0	0.2	0.0	1.0	0.0
Other specialty cleaning and sanitation products.....	06	7201059	4.1	0.3	-0.1	0.1	0.4	0.0
Cosmetics and other toilet preparations.....	06	75	6.3	0.5	0.1	0.0	1.2	2.0
Shaving preparations.....	06	7502	1.5	0.0	0.3	0.0	0.0	0.0
Shaving preparations.....	06	750206	1.5	0.0	0.3	0.0	0.0	0.0
Perfumes, toilet waters, and colognes.....	06	7503	8.2	1.1	0.0	0.0	0.0	3.0
Perfumes, toilet waters, and colognes.....	06	750306	8.2	1.1	0.0	0.0	0.0	3.0
Hair preparations (including shampoos).....	06	7504	6.5	0.8	0.3	0.1	1.2	0.0
Hair preparations (including shampoos).....	06	750407	6.5	0.8	0.3	0.1	1.2	0.0
Hair preparations incl professional, consumer, and cream/gel shampoos.....	06	75040701	6.7	0.8	0.4	0.1	1.2	0.0
Hair tonics and hair dressings incl professional and consumer use.....	06	75040702	5.5	0.7	0.1	0.1	1.2	0.0
Toothpastes, denture cleaners, and mouthwashes.....	06	7505	9.4	-0.1	0.1	-0.1	0.0	2.8
Denture cleaners, mouthwashes, gargles, and rinses.....	06	750504	8.0	-0.1	0.1	-0.1	0.0	0.0
Creams, lotions, and oils, excluding shaving, hair, and deodorant.....	06	7514	8.0	1.4	0.0	0.0	3.8	1.8
Creams, lotions, and oils, excluding shaving, hair, and deodorant.....	06	751401	8.0	1.4	0.0	0.0	3.8	1.8
Other cosmetics and toilet preparations.....	06	7515	3.7	0.0	0.0	0.0	0.3	2.5
Other cosmetics and toilet preparations.....	06	751501	3.7	0.0	0.0	0.0	0.3	2.5
Misc. chemical prod. and preparations.....	06	79	9.3	-0.1	-0.8	0.3	0.9	0.6
Explosives and blasting accessories.....	06	7902	10.2	1.3	1.3	-1.1	0.6	0.2
Explosives and blasting accessories.....	06	790234	10.2	1.3	1.3	-1.1	0.6	0.2
Industrial gases.....	06	7903	8.7	0.5	-4.1	-0.6	4.0	0.4
Carbon dioxide.....	06	790302	28.9	-0.4	-2.2	1.8	2.2	0.3
Nitrogen.....	06	790303	20.5	2.3	-1.5	0.0	1.6	3.8
Oxygen.....	06	790304	37.9	-0.1	0.0	0.1	0.9	-1.2
Argon and hydrogen.....	06	790309	3.2	-0.1	0.8	3.6	-1.7	0.7
Other industrial gases (including fluorocarbon and acetylene).....	06	790312	-0.5	0.4	-7.2	-2.4	6.8	0.0
Adhesives and sealants.....	06	7904	11.6	0.2	-0.1	0.2	-0.2	0.8
Synthetic resin and rubber adhesives.....	06	790402	11.0	0.3	-0.3	0.6	-0.9	1.3
Epoxy adhesives.....	06	7904021	10.8	0.0	0.0	0.0	0.2	0.0
Other synthetic resin and rubber adhesives.....	06	7904026	7.5	0.2	-0.4	-0.9	0.2	0.0
Structural sealants (load bearing).....	06	790407	4.8	0.8	0.0	-2.6	0.0	0.0
Nonstructural caulking compounds and sealants.....	06	79040A	14.3	0.0	0.1	-0.1	1.4	0.0
Surface active agents.....	06	7905	6.8	-1.0	-1.2	1.7	0.0	0.0
Textile and leather assistants and finishes.....	06	790501	12.6	0.1	-8.3	0.0	0.0	0.0
Surfactants (bulk surface active agents).....	06	790502	6.0	-1.2	0.1	2.0	0.0	0.0
Gum and wood chemicals, including wood distillation products.....	06	7906	14.2	5.9	0.9	-0.1	0.1	-0.2
Gum and wood chemicals, including wood distillation products.....	06	790607	14.2	5.9	0.9	-0.1	0.1	-0.2
Other miscellaneous chemical products.....	06	7909	8.7	-0.7	0.1	0.1	0.6	0.8
Carbon black, all processes.....	06	790918	1.3	-6.0	-2.2	-1.5	-3.6	4.2
Printing ink.....	06	790919	9.0	0.0	0.5	0.1	1.5	-0.4
Gravure printing inks.....	06	7909192	0.4	0.0	0.0	0.0	0.0	0.0
Lithographic and offset inks.....	06	7909193	10.6	0.0	0.0	0.0	4.1	0.0

See footnotes at end of table.

Table 7. Producer price index percentage changes for commodity and service groupings and individual items, not seasonally adjusted — Continued
[February 2023]

Title	Commodity code		Unadjusted 12-month percent change ¹	Unadjusted 1-month percent change ¹				
	Group code	Item code		Feb. 2022 to Feb. 2023 ^P	Sept. to Oct.	Oct. to Nov. ^P	Nov. to Dec. ^P	Dec. to Jan. ^P
News and nonheat web offset printing inks.....	06	79091931	13.1	0.0	0.0	0.0	4.9	0.0
Publication and commercial web inks.....	06	79091932	13.2	0.0	0.0	0.0	7.0	0.0
Sheet-fed general inks.....	06	79091933	6.8	0.0	0.0	0.0	0.0	0.0
Sheet-fed packaging inks.....	06	79091934	5.2	0.0	0.0	0.0	0.0	0.0
Flexographic printing inks.....	06	7909194	16.6	0.0	0.0	0.0	0.0	0.0
Nonimpact/digital inks.....	06	7909195	4.3	0.0	1.5	0.3	-0.1	-1.7
All other printing inks.....	06	7909196	7.4	0.5	-0.3	0.0	2.0	1.4
Water-treating compounds.....	06	7909961	4.8	-0.2	0.4	0.6	0.0	5.5
Automotive chemicals.....	06	790991	0.6	1.2	0.7	0.0	-1.2	-0.4
All other chemical preparations, including essential oils, matches, and gelatin.....	06	790999	11.9	0.1	0.0	0.4	0.9	-0.5
Rubber and plastic products.....	07	—	5.6	-0.6	-0.2	-0.3	-0.2	0.2
Rubber and rubber products.....	07	1	7.1	0.3	-0.3	-0.5	0.7	0.3
Synthetic rubber, inc. styrene-butadiene rubber (SBR) and ethylene propylene.....	07	11	-2.5	-1.7	-3.6	-4.5	-2.5	-0.2
Synthetic rubber.....	07	1102	-2.5	-1.7	-3.6	-4.5	-2.5	-0.2
Synthetic rubber, inc. sbr and ethylene propylene.....	07	110224	-2.5	-1.7	-3.6	-4.5	-2.5	-0.2
Tires, tubes, tread, & repair materials.....	07	12	12.8	0.9	0.5	0.5	2.4	0.0
Tires.....	07	1201	12.7	1.0	0.6	0.6	2.4	0.0
Pneumatic tires (including passenger, truck, bus, tractor, industrial, and other tires).....	07	12010	12.9	1.0	0.6	0.6	2.5	0.0
Passenger car pneumatic tires.....	07	120104	13.2	2.3	0.2	0.0	3.2	0.0
Truck and bus (including off-the-highway) pneumatic tires.....	07	120105	15.2	-1.0	1.4	1.7	2.3	0.0
Tread rubber, tire sundries, and repair materials.....	07	1203	11.8	0.0	0.0	0.0	0.0	-0.3
Tread rubber, tire sundries, and repair materials.....	07	120354	11.8	0.0	0.0	0.0	0.0	-0.3
Miscellaneous rubber products.....	07	13	6.3	0.5	0.2	0.0	0.5	0.7
Rubber and plastics footwear, including athletic footwear.....	07	1301	2.1	0.0	0.0	0.4	0.1	0.0
Rubber and plastics footwear, including athletic footwear.....	07	130109	2.1	0.0	0.0	0.4	0.1	0.0
Rubber and plastic belts and belting.....	07	1303	7.5	0.4	0.1	0.0	1.5	0.2
Flat rubber and plastics belts and belting.....	07	130371	7.5	0.0	0.1	0.0	2.0	0.0
Rubber and plastics transmission belts and belting (excluding flat).....	07	130372	7.6	1.0	0.0	0.0	0.7	0.6
Rubber and plastics hose.....	07	1304	1.4	-0.9	-0.3	0.1	-0.7	0.0
Rubber and plastics hose.....	07	130411	1.4	-0.9	-0.3	0.1	-0.7	0.0
Industrial rubber and plastics hose without fittings.....	07	1304116	-3.0	-2.0	0.0	0.0	-1.0	0.0
Rubber and plastics water hose (incl. fire, irrigation, etc.).....	07	1304117	-0.3	-0.5	0.0	1.0	-1.3	0.0
Rubber and plastics hose for on- and off-highway motor vehicles.....	07	1304118	4.2	-1.0	-0.9	0.0	0.0	-0.1
Miscellaneous rubber products, n.e.c.....	07	1306	7.1	0.8	0.3	0.0	0.6	0.9
All other industrial rubber products.....	07	130604	6.0	0.4	1.0	0.0	0.0	0.0
All other miscellaneous rubber goods.....	07	130606	8.6	0.0	0.0	0.1	2.4	1.3
Rubber compounds or mixtures for sale or interplant transfer.....	07	130612	11.4	2.2	0.0	0.0	0.2	0.1
Rubber druggist and medical sundries, excluding gloves.....	07	130616	0.3	0.0	0.0	0.0	0.0	0.0
Rubber products for mechanical use.....	07	130617	6.5	0.8	0.4	0.0	0.8	2.1
Molded rubber mechanical goods automotive.....	07	1306171	8.4	2.0	0.0	0.0	0.8	4.7
Molded rubber mechanical goods, transportation/off-highway.....	07	1306172	4.7	0.0	0.0	0.0	2.2	-0.3
Other molded rubber mechanical goods (excluding tubing).....	07	1306179	5.8	0.0	0.0	0.0	0.0	0.0
Other extruded rubber mechanical goods (excl. auto)(excl. tubing).....	07	130617C	3.1	0.0	0.7	0.0	0.0	0.0
Rubber coated fabrics, garments, and footwear.....	07	130618	13.7	1.3	0.0	0.0	0.0	3.4
Plastic products.....	07	2	5.2	-0.8	-0.1	-0.2	-0.4	0.2
Plastic construction products.....	07	21	5.1	-0.4	-0.6	-0.3	-0.3	-0.5
Plastics construction products.....	07	2106	5.1	-0.4	-0.6	-0.3	-0.3	-0.5
Plastics pipe.....	07	210603	1.4	-0.8	-1.0	-0.5	-0.7	-3.1
Plastics drain, waste, and vent pipe.....	07	2106031	-7.5	-0.9	-4.7	0.4	-4.4	-7.2
Plastics water pipe.....	07	2106033	6.6	0.3	-0.1	-2.1	1.7	-0.4
Plastics sewer, stormdrain, and water main pipe.....	07	2106038	-0.9	-1.6	1.0	-0.4	-0.5	-4.8
Other plastics pipe.....	07	210603B	0.4	-2.3	0.0	0.0	0.5	0.0
Plastics pipe fittings and unions.....	07	210604	8.2	0.1	-0.9	-0.1	-0.3	-2.0
Plastics plumbing fixtures.....	07	210605	7.2	0.0	0.2	0.5	1.6	0.9
Other plastics construction products.....	07	210606	6.8	-0.2	-0.4	-0.3	-0.3	1.1
Building and construction polystyrene foam products.....	07	2106061	19.8	0.0	-0.3	-0.2	0.1	-0.2
Building & construction fabricated plastics products (excl foam, plumbing fixtures, hardware).....	07	2106063	4.7	-0.3	-0.5	-0.3	-0.4	1.3
Unsupported plastic film, sheet and other shapes.....	07	22	6.3	-1.0	0.6	-0.7	-0.1	1.1
Unsupported plastics film, sheet, and other shapes.....	07	2205	6.3	-1.0	0.6	-0.7	-0.1	1.1
Unsupported plastics film, sheet, and other shapes.....	07	220501	6.3	-1.0	0.6	-0.7	-0.1	1.1

See footnotes at end of table.

Table 7. Producer price index percentage changes for commodity and service groupings and individual items, not seasonally adjusted — Continued
[February 2023]

Title	Commodity code		Unadjusted 12-month percent change ¹	Unadjusted 1-month percent change ¹				
	Group code	Item code		Feb. 2022 to Feb. 2023 ^P	Sept. to Oct.	Oct. to Nov. ^P	Nov. to Dec. ^P	Dec. to Jan. ^P
Unlaminated polyethylene film and sheet.....	07	2205011	6.5	-1.3	0.8	-0.2	-0.5	0.7
Unlaminated vinyl and vinyl copolymer film and sheet.....	07	2205013	14.2	0.0	0.0	-2.2	0.0	0.0
Miscellaneous unlaminated plastics film and sheet.....	07	2205014	2.9	-0.5	-0.4	-1.4	-0.2	0.4
Unlaminated plastics profile shapes.....	07	2205015	9.5	-1.2	2.9	0.4	0.6	2.0
Laminated plastic sheets, rods, and tubes.....	07	23	6.1	0.0	0.3	0.0	0.0	0.0
Laminated plastics plates, sheet (except packaging), and shapes.....	07	2304	6.1	0.0	0.3	0.0	0.0	0.0
Laminated plastics plates, sheet (except packaging), and shapes.....	07	230401	6.1	0.0	0.3	0.0	0.0	0.0
Parts for manufacturing from plastics.....	07	26	4.2	0.5	-0.1	0.5	-0.1	-1.4
Parts for transportation equipment.....	07	2601	2.7	0.3	0.1	0.0	0.0	-1.1
Parts for transportation equipment.....	07	260105	2.7	0.3	0.1	0.0	0.0	-1.1
Transportation polyurethane foam products.....	07	2601051	6.4	0.0	0.7	0.0	0.0	0.0
Transportation fabricated plastic parts (excluding foam and reinforced plastics).....	07	2601052	2.4	0.3	0.0	0.0	0.0	-1.1
Other parts and components for manufacturing.....	07	2602	8.7	1.6	-0.6	1.1	0.0	-2.3
Other parts and components for manufacturing.....	07	260205	8.7	1.6	-0.6	1.1	0.0	-2.3
All other miscellaneous polyurethane foam products.....	07	2602051	3.7	0.3	0.0	0.1	0.0	0.0
Electrical & electronic fabricated plastics (excl. foam and reinforced plastics).....	07	2602052	5.8	0.8	0.0	1.5	0.0	-6.0
All other polystyrene foam products incl. transportation application uses.....	07	2602053	15.6	0.0	-1.9	0.0	0.0	-1.1
Industrial machinery plastics products, excl foam (incl gears, bearings, bushings, cams).....	07	2602054	9.7	3.7	-0.8	1.5	0.0	0.1
Foam components for furniture.....	07	2603	3.5	-0.7	-0.2	1.8	-0.7	-1.7
Foam components for furniture.....	07	260305	3.5	-0.7	-0.2	1.8	-0.7	-1.7
Other plastic products.....	07	29	3.5	-1.6	0.1	0.1	-0.3	0.6
Other plastics products.....	07	2901	3.5	-1.6	0.1	0.1	-0.3	0.6
Custom compounding of purchased resins and color concentrates.....	07	290196	-3.4	-3.0	0.2	-0.6	-2.6	-0.2
All other reinforced and fiberglass plastics products.....	07	290197	15.3	0.0	0.0	1.1	3.5	2.2
Products made of foam other than polystyrene or polyurethane.....	07	290198	5.4	0.3	0.0	0.0	1.8	0.0
Plastic packaging products.....	07	2A	2.5	-1.7	-0.5	-0.4	-2.0	-0.7
Plastics packaging products.....	07	2A01	2.5	-1.7	-0.5	-0.4	-2.0	-0.7
Plastics packaging products.....	07	2A0101	2.5	-1.7	-0.5	-0.4	-2.0	-0.7
Other plastics packaging products, excluding film, sheet, foam and bottles.....	07	2A01012	-0.9	-1.4	-1.1	0.0	-2.3	-0.5
Packaging polyurethane foam products.....	07	2A01013	0.0	0.0	0.0	0.0	0.0	0.0
Plastics bottles.....	07	2A01014	3.6	-0.9	-0.2	0.0	-2.4	-1.3
Polystyrene foam food containers.....	07	2A01015	-1.0	-7.6	1.5	-4.1	-1.0	-0.1
Polystyrene foam protective shipping pads, shaped cushioning, etc.....	07	2A01016	39.0	0.0	0.0	-0.8	0.5	-0.6
Consumer, institutional, and commercial products, n.e.c.....	07	2B	8.6	-0.5	0.2	-0.1	0.3	0.3
All other consumer, institutional, and commercial products.....	07	2B01	8.6	-0.5	0.2	-0.1	0.3	0.3
All other consumer, institutional, and commercial products.....	07	2B0101	8.6	-0.5	0.2	-0.1	0.3	0.3
Consumer and institutional polystyrene foam products.....	07	2B01011	4.9	-4.7	0.6	-2.9	0.3	-0.7
Consumer/institutional/commercial fabricated plastics products.....	07	2B01015	9.1	0.4	0.2	0.0	0.3	0.5
Recyclable plastics.....	07	2C	11.3	-8.2	-5.4	-0.5	1.9	25.8
Recyclable plastics.....	07	2C01	11.3	-8.2	-5.4	-0.5	1.9	25.8
Recyclable plastics.....	07	2C0101	11.3	-8.2	-5.4	-0.5	1.9	25.8
Lumber and wood products.....	08	-	-14.9	-1.6	-1.5	-1.5	-0.5	0.0
Lumber.....	08	1	-36.7	-3.2	-2.3	-4.4	-0.4	1.5
Softwood lumber.....	08	11	-45.1	-2.0	-1.2	-5.6	-5.2	3.5
Softwood cut stock and dimension.....	08	1105	-34.3	-2.9	-1.8	-4.4	-2.5	3.4
Softwood cut stock and dimension.....	08	110503	-34.3	-2.9	-1.8	-4.4	-2.5	3.4
Softwood lumber, not edge worked.....	08	1106	-49.4	-2.0	-0.9	-6.0	-5.8	3.6
Softwood lumber, not edge worked.....	08	110601	-49.4	-2.0	-0.9	-6.0	-5.8	3.6
Softwood dressed lumber, less than 2 inches in nominal thickness, not edge worked.....	08	1106012	-10.0	2.5	2.5	0.6	-1.4	-5.4
Softwood dressed 2-inch lumber, 2 inches in nominal thickness only, not edge worked.....	08	1106013	-61.6	-3.5	-1.2	-10.7	-9.3	8.5
Softwood dressed lumber and timbers, more than 2 inches in nominal thickness, not edge worked.....	08	1106014	-54.3	-4.1	-3.3	-0.3	-8.2	1.7
Softwood lumber, made from purchased lumber.....	08	1107	-18.2	-1.6	-2.4	-4.1	-0.6	2.0
Softwood lumber, made from purchased lumber.....	08	110701	-18.2	-1.6	-2.4	-4.1	-0.6	2.0
Hardwood lumber.....	08	12	-12.8	-5.5	-4.5	-1.8	7.8	-1.6
Hardwood cut stock and dimension.....	08	1203	-18.3	-5.0	-2.4	-1.6	0.0	0.0
Hardwood cut stock and dimension.....	08	120311	-18.3	-5.0	-2.4	-1.6	0.0	0.0

See footnotes at end of table.

Table 7. Producer price index percentage changes for commodity and service groupings and individual items, not seasonally adjusted — Continued
[February 2023]

Title	Commodity code		Unadjusted 12-month percent change ¹	Unadjusted 1-month percent change ¹				
	Group code	Item code		Feb. 2022 to Feb. 2023 ^P	Sept. to Oct.	Oct. to Nov. ^P	Nov. to Dec. ^P	Dec. to Jan. ^P
Hardwood flooring.....	08	1204	3.7	0.4	0.5	0.3	-0.4	1.4
Oak and maple hardwood flooring.....	08	120401	3.2	0.5	0.7	0.3	-0.5	1.5
Hardwood flooring, other than oak and maple.....	08	120402	5.6	0.0	-0.1	0.0	0.0	0.0
Hardwood lumber, not edge worked.....	08	1205	-30.2	-11.3	-9.4	-4.3	14.6	-3.9
Hardwood lumber, not edge worked.....	08	120501	-30.2	-11.3	-9.4	-4.3	14.6	-3.9
Millwork.....	08	2	1.0	-0.3	-1.2	-0.5	-0.2	0.1
General millwork.....	08	21	8.1	0.2	-0.3	0.0	-0.1	1.3
General millwork.....	08	2101	8.1	0.2	-0.3	0.0	-0.1	1.3
Stock wood kitchen cabinets, related cabinetwork and countertops.....	08	210102	3.4	0.0	0.0	0.0	0.0	0.0
Stock wood kitchen cabinets and related cabinetwork for permanent installation.....	08	2101021	2.3	0.0	0.0	0.0	0.0	0.0
Custom wood kitchen cabinets, bathroom vanities, and related cabinetwork.....	08	210105	11.1	0.0	0.1	3.1	0.0	0.0
Custom wood kitchen cabinets and related cabinetwork not sold direct to customer at retail.....	08	2101051	9.4	0.0	0.1	5.7	0.0	0.0
Custom wood kitchen cabinets, bathroom vanities, and related cabinet work sold at retail.....	08	2101052	12.7	0.0	0.0	0.8	0.0	0.0
Wood window units.....	08	210112	17.9	0.0	0.0	0.0	0.0	4.0
Double hung wood window units.....	08	2101121	11.7	0.0	0.0	0.0	0.0	3.9
Casement wood window units.....	08	2101122	19.9	0.0	0.0	0.0	0.0	4.0
All other wood window units, including horizontal sliding, awning and single hung.....	08	2101123	27.8	0.0	0.0	0.0	0.0	4.4
Wood sash, excluding sash shipped in window units.....	08	210122	19.9	0.0	0.0	0.0	0.0	4.5
Wood window & door frames, incl. door frames in door units, excl. window frames in window units.....	08	210132	-12.0	0.0	-1.9	-6.8	-1.1	0.3
Wood panel, flush, & molded face doors, interior & exterior, incl. doors with glazed sections.....	08	210142	18.6	3.0	0.1	0.1	0.8	4.0
Other wood doors, incl. garage, patio, bifold, cabinet, screen, storm and louver.....	08	210152	16.6	-0.2	0.1	-0.3	-0.5	4.0
Wood moldings.....	08	210162	0.9	0.0	-0.3	-1.2	-1.2	-0.3
Mirror and picture frames and framed pictures.....	08	210175	5.7	0.0	0.0	0.0	0.0	0.0
Other wood millwork products, including stairwork, exterior millwork, and softwood flooring.....	08	210183	-6.2	-2.4	-2.6	-1.3	0.9	-0.4
Prefabricated structural members.....	08	22	-17.4	-1.6	-4.3	-2.3	-0.8	-3.2
Prefabricated structural members.....	08	2201	-17.4	-1.6	-4.3	-2.3	-0.8	-3.2
Laminated veneer lumber.....	08	220107	11.8	-0.1	0.0	-0.5	-0.2	-0.2
Other engineered structural wood members, excluding trusses & laminated veneer lumber.....	08	220108	-7.8	-0.4	-5.9	-0.5	0.0	-2.0
Wood trusses.....	08	220109	-22.3	-2.0	-4.7	-2.8	-1.0	-3.9
Plywood.....	08	3	-22.8	-2.6	-4.0	-1.7	-1.4	-1.1
Softwood veneer and plywood.....	08	31	-35.7	-4.9	-5.8	-2.6	-3.3	-1.3
Softwood veneer and plywood.....	08	3103	-35.7	-4.9	-5.8	-2.6	-3.3	-1.3
Softwood veneer and plywood.....	08	310303	-35.7	-4.9	-5.8	-2.6	-3.3	-1.3
Softwood veneer, incl. veneer backed w/ paper, cloth, or other flexible material.....	08	3103031	-29.5	-6.5	-6.5	-5.1	-2.6	-4.0
Softwood plywood products: rough, sanded, and specialties.....	08	3103035	-36.7	-4.5	-5.6	-1.9	-3.7	0.3
Hardwood veneer and plywood.....	08	35	10.4	1.7	-0.8	-0.2	1.0	-0.8
Hardwood veneer and plywood.....	08	3501	10.4	1.7	-0.8	-0.2	1.0	-0.8
Hardwood veneer, including veneer backed with paper, cloth, or other flexible material.....	08	350102	9.2	0.3	0.3	0.2	0.4	0.2
Hardwood plywood.....	08	350104	5.6	3.6	-1.5	-0.7	0.5	-2.6
Hardwood veneered panels, including two-ply veneers.....	08	350107	27.2	-1.3	-0.5	0.4	4.0	0.4
Other wood products.....	08	4	-2.6	-2.9	-1.5	-0.3	-0.4	-1.3
Wood pallets and pallet containers, wood and metal combination.....	08	41	-4.9	-2.0	-1.8	-0.4	-0.6	-2.4
Wood pallets and pallet containers.....	08	4101	-4.9	-2.0	-1.8	-0.4	-0.6	-2.4
Wood pallets and pallet containers, wood and metal combination.....	08	410101	-4.9	-2.0	-1.8	-0.4	-0.6	-2.4
Wood boxes.....	08	42	-9.7	-7.5	-2.3	-0.3	0.0	0.2
Wood boxes.....	08	4201	-9.7	-7.5	-2.3	-0.3	0.0	0.2
Nailed and lock-corner wood boxes.....	08	420101	0.9	0.0	0.0	-0.2	0.2	0.0
Wood box and crate shook.....	08	420102	-9.6	-3.5	-5.8	-0.7	0.0	0.4
Other wood container parts and wood containers.....	08	420127	-14.0	-14.0	0.0	0.0	0.0	0.0
Miscellaneous wood products.....	08	49	3.1	-2.7	-0.9	-0.1	-0.2	0.1
Wood ties, siding, shingles, and shakes, and contract sawing of logs owned by others.....	08	4903	6.7	0.2	-0.1	1.3	1.2	0.0
Wood ties, siding, shingles, and shakes, and contract sawing of logs owned by others.....	08	490301	6.7	0.2	-0.1	1.3	1.2	0.0

See footnotes at end of table.

Table 7. Producer price index percentage changes for commodity and service groupings and individual items, not seasonally adjusted — Continued
 [February 2023]

Title	Commodity code		Unadjusted 12-month percent change ¹	Unadjusted 1-month percent change ¹				
	Group code	Item code		Feb. 2022 to Feb. 2023 ^P	Sept. to Oct.	Oct. to Nov. ^P	Nov. to Dec. ^P	Dec. to Jan. ^P
Sawn wood fence stock, wood lath, and contract resawing and planing. . .	08	4904	44.6	0.0	0.0	0.0	0.0	0.0
Sawn wood fence stock, wood lath, and contract resawing and planing.	08	490401	44.6	0.0	0.0	0.0	0.0	0.0
All other miscellaneous wood products.	08	4909	-1.2	-3.2	-1.1	-0.2	-0.3	0.1
All other miscellaneous wood products.	08	490901	-1.2	-3.2	-1.1	-0.2	-0.3	0.1
Logs, bolts, timber, pulpwood and wood chips.	08	5	0.2	-0.4	0.0	0.4	-0.6	-0.9
Logs, bolts, timber, pulpwood and wood chips.	08	51	0.2	-0.4	0.0	0.4	-0.6	-0.9
Logs, bolts, timber, pulpwood and wood chips.	08	5105	0.2	-0.4	0.0	0.4	-0.6	-0.9
Logs, bolts, timber and pulpwood.	08	510502	-0.3	-0.5	0.2	-0.3	-0.7	-1.1
Wood chips, excluding field chips.	08	510505	2.4	0.0	-0.9	2.7	-0.1	-0.2
Prefabricated wood buildings & components.	08	6	-0.2	-1.4	0.3	-0.2	-2.8	-0.2
Prefabricated wood buildings & components.	08	61	-0.2	-1.4	0.3	-0.2	-2.8	-0.2
Prefabricated wood buildings and components.	08	6101	-0.2	-1.4	0.3	-0.2	-2.8	-0.2
Prefabricated stationary wood buildings, components (not sold as complete units).	08	610101	5.8	-0.3	-0.4	-0.4	6.0	-1.3
Prefabricated stationary wood buildings, precut packages (complete units).	08	610102	7.3	0.1	0.1	-0.1	-1.3	-0.1
Prefabricated stationary wood buildings, shipped in panel form (complete units).	08	610103	-10.1	-1.7	2.5	-0.3	-8.3	-0.2
Prefabricated stationary wood buildings, shipped in three-dimensional assemblies.	08	610104	4.3	-3.1	0.0	0.0	0.4	0.0
Prefabricated stationary wood buildings, three-dimensional assemblies, residential.	08	6101041	4.0	-3.7	0.0	0.0	0.4	0.0
Prefabricated stationary wood buildings, three-dimensional assemblies, nonresidential.	08	6101042	5.9	0.0	0.0	0.0	0.0	0.0
Treated wood and contract wood preserving.	08	7	-5.8	0.0	0.2	-1.3	-0.6	0.5
Treated wood and contract wood preserving.	08	71	-5.8	0.0	0.2	-1.3	-0.6	0.5
Treated wood.	08	7101	-6.3	0.1	0.2	-1.4	-0.8	0.6
Wood poles, piles, and posts owned and treated by the same establishment.	08	710101	32.9	-0.3	0.6	1.1	-1.1	-0.8
Other wood products owned and treated by the same establishment. . .	08	710102	-17.0	0.2	0.0	-2.6	-0.4	2.1
Contract wood preservation.	08	7102	2.0	-0.3	-0.5	-0.5	4.0	0.3
Receipts for treating wood owned by others w/ arsenical chemicals, creosote, & other chemicals.	08	710201	2.0	-0.3	-0.5	-0.5	4.0	0.3
Pulp, paper, and allied products.	09	—	5.6	-0.4	0.2	0.0	0.2	0.1
Pulp, paper, and prod., ex. bldg. paper.	09	1	6.3	-0.5	0.0	0.2	0.1	0.1
Wood pulp.	09	11	20.8	-0.6	4.7	-2.8	4.9	-4.3
Wood pulp.	09	1105	20.8	-0.6	4.7	-2.8	4.9	-4.3
Wood pulp.	09	110501	20.8	-0.6	4.7	-2.8	4.9	-4.3
Special alpha and dissolving wood pulp, incl. sulfite and sulfate and other wood pulp.	09	1105012	21.8	-1.4	4.6	-3.5	5.1	-4.8
All other miscellaneous pulp, other than wood, and pulp mill byproducts incl. turpentine.	09	1105017	19.3	2.6	5.0	0.0	3.4	0.0
Recyclable paper.	09	12	-58.8	-31.9	-23.9	10.6	-5.2	10.9
News and other low grade recyclable paper.	09	1201	-52.6	-30.5	-27.6	0.0	-5.8	0.0
News and other low grade recyclable paper.	09	120125	-52.6	-30.5	-27.6	0.0	-5.8	0.0
Corrugated recyclable paper.	09	1203	-63.5	-37.6	-34.7	21.7	-3.1	19.4
Corrugated recyclable paper.	09	120325	-63.5	-37.6	-34.7	21.7	-3.1	19.4
High grade recyclable paper (including pulp substitutes and deinking). . . .	09	1207	-45.5	-17.2	-0.7	-1.7	-8.6	-1.3
High grade recyclable (including pulp substitutes and deinking).	09	120725	-45.5	-17.2	-0.7	-1.7	-8.6	-1.3
Paper.	09	13	8.0	0.8	-0.4	0.2	-0.2	0.7
Writing and printing papers.	09	1301	14.4	1.4	0.3	0.7	1.0	1.2
Bleached bristol, clay-coated, uncoated, and industrial converted paper.	09	130119	15.6	1.3	-0.2	0.3	1.4	1.5
Printing paper, coated at establishments other than where paper was produced.	09	130120	0.3	0.0	0.0	0.0	1.1	0.0
Newsprint.	09	1302	19.7	1.8	-0.9	-2.3	0.5	1.3
Newsprint.	09	130291	19.7	1.8	-0.9	-2.3	0.5	1.3
Packaging and industrial converting paper.	09	1303	-1.4	-0.4	-1.0	-0.6	-1.3	-0.2
Coated and laminated single and multi-web paper.	09	130321	17.2	1.5	0.0	0.4	0.4	0.3
Single-web paper, rolls and sheets, including waxed, for flexible packaging uses.	09	1303211	23.2	1.6	0.0	0.5	1.0	0.0
Multiweb laminated rolls and sheets, except foil, for flexible packaging uses.	09	1303213	10.2	1.3	0.0	0.2	-0.1	0.5
Coated and laminated single and multi-web film.	09	130322	-4.5	-0.8	-1.2	-0.9	-1.1	-0.3

See footnotes at end of table.

Table 7. Producer price index percentage changes for commodity and service groupings and individual items, not seasonally adjusted — Continued
 [February 2023]

Title	Commodity code		Unadjusted 12-month percent change ¹	Unadjusted 1-month percent change ¹				
	Group code	Item code		Feb. 2022 to Feb. 2023 ^P	Sept. to Oct.	Oct. to Nov. ^P	Nov. to Dec. ^P	Dec. to Jan. ^P
Single-web film, rolls, and sheets, including coextruded, for flexible packaging uses.....	09	130322A	-2.5	-1.4	-1.6	0.7	-1.5	-0.4
Single-web film, rolls, and sheets for flexible packaging uses.....	09	130322A1	-1.7	-0.7	-1.7	0.6	-1.8	0.1
Coextruded single-web film, for flexible packaging uses.....	09	130322A2	-5.9	-4.5	-1.2	1.3	-0.4	-2.2
All other coated and processed papers.....	09	1305	9.4	1.7	-1.6	2.8	-2.4	2.0
Converted foil for nonpackaging applications.....	09	130505	9.2	0.0	0.0	0.0	0.0	-1.9
Other coated and processed papers, except for packaging uses.....	09	130506	8.8	2.1	-2.0	3.5	-3.0	2.9
Paperboard.....	09	14	6.8	0.2	0.3	-0.5	-0.5	-0.8
Corrugated paperboard in sheets and rolls, lined and unlined.....	09	1405	7.3	0.1	0.1	-1.1	-0.9	-0.1
Corrugated paperboard in sheets and rolls, lined and unlined.....	09	140551	7.3	0.1	0.1	-1.1	-0.9	-0.1
Paperboard, excluding corrugated paperboard in sheets and rolls.....	09	1411	6.7	0.3	0.3	-0.4	-0.4	-1.0
Recycled paperboard.....	09	141105	4.9	0.2	-0.1	-1.3	-1.8	-1.7
Unbleached kraft packaging and industrial converting paperboard.....	09	141107	5.8	0.0	0.0	0.0	0.0	-0.6
Bleached packaging and industrial converting paperboard.....	09	141112	10.7	1.2	1.7	0.0	0.0	0.0
Converted paper and paperboard products.....	09	15	10.7	0.7	0.7	0.3	0.2	0.1
Sanitary paper products, including stock.....	09	1501	13.4	1.3	2.8	-0.4	0.9	0.0
Sanitary paper products, including stock.....	09	150123	13.4	1.3	2.8	-0.4	0.9	0.0
Sanitary tissue paper products, made in paper mills.....	09	1501233	14.6	1.4	3.6	-0.9	1.3	-0.4
Disposable diapers and similar disposable products, purchased sanitary paper stock and wadding.....	09	1501234	4.2	2.4	0.0	0.0	0.0	0.0
Sanitary tissue paper products, made from purchased sanitary paper stock or wadding.....	09	1501235	18.0	0.6	2.4	0.5	0.9	1.1
Paper, plastic, and foil bags.....	09	1502	2.0	-0.1	-0.7	0.1	0.3	-0.1
Uncoated single-web paper grocers' bags and sacks and variety and shopping bags.....	09	150214	3.2	0.0	0.0	1.1	0.0	0.0
Specialty bags, pouches and liners.....	09	150216	2.0	-0.1	-0.9	0.0	0.4	-0.1
Plastics, foil, and coated paper bags.....	09	1502161	6.3	2.9	0.7	0.2	0.6	-0.1
Specialty bags, pouches, and liners, multiweb laminations and foil, except film-film.....	09	15021612	7.7	2.8	1.3	0.2	1.2	-0.2
Single-web film specialty bags, pouches, and liners.....	09	1502162	0.9	-0.5	-1.2	0.0	0.4	-0.1
Polyethylene grocery and variety bags and pouches.....	09	15021621	-1.5	-0.1	-0.8	0.0	0.0	0.1
Polyethylene refuse bags.....	09	15021622	-4.7	-2.2	-3.4	0.0	-1.4	-0.7
Other polyethylene bags, pouches, and liners.....	09	15021625	12.1	-0.2	-0.7	0.1	2.0	0.2
Coextruded single-web film specialty bags, pouches, & liners.....	09	15021626	-2.4	0.0	0.0	0.0	0.0	-0.6
Multiweb film/film combination specialty bags, pouches and liners.....	09	1502163	6.7	-0.1	0.7	0.0	-0.9	0.6
Paper boxes and containers.....	09	1503	10.7	0.3	0.6	0.1	0.0	0.3
Corrugated shipping containers.....	09	150301	6.7	0.0	-0.1	-0.2	-0.6	0.3
Corrugated shipping containers for food and beverages and carryout boxes for retail food.....	09	1503011	5.6	0.0	-0.3	-0.1	-0.6	-0.2
Corrugated shipping containers for paper and allied products.....	09	1503012	6.9	0.0	0.0	-0.5	-1.3	3.4
Corrugated shipping containers for metal and electrical machinery.....	09	1503013	7.8	-0.1	0.1	-0.1	-1.7	-0.5
Corrugated shipping containers for all other end uses.....	09	1503014	10.0	0.0	-0.1	-0.1	0.3	-0.3
Setup (rigid) paperboard boxes.....	09	150322	25.6	-0.3	3.4	0.8	3.2	0.9
Folding paperboard boxes, packaging, and packaging components.....	09	150336	17.5	0.9	1.9	0.7	0.2	0.3
Folding paperboard boxes, packaging, and packaging components.....	09	15033601	17.5	0.9	1.9	0.7	0.2	0.3
Paperboard fiber drums with ends of any material.....	09	150337	-5.6	-0.2	-0.3	0.0	-0.1	-3.1
Cups and liquid-tight paper and paperboard containers.....	09	150355	-	0.0	0.0	0.0	0.0	-
Other corrugated and solid fiber products, including containers, pallets, pads, etc.....	09	1504	7.6	-0.1	0.0	0.0	0.3	-1.0
Other corrugated and solid fiber products, including containers, pallets, pads, etc.....	09	150441	7.6	-0.1	0.0	0.0	0.3	-1.0
Office supplies and accessories.....	09	1506	23.4	2.3	-3.4	4.7	-0.5	1.8
Envelopes.....	09	150636	21.3	0.5	0.2	0.5	-1.5	-0.3
Die-cut paper and paperboard office supplies.....	09	150646	29.8	0.0	0.3	6.4	1.8	0.0
Paper supplies for business machines and other misc. unprinted office supplies.....	09	150655	22.0	7.0	-14.9	13.7	-1.4	4.8
Tablets, pads, and related products.....	09	150657	22.9	0.1	3.5	2.0	1.3	3.5
Fiber cans, tubes, and similar fiber products.....	09	1507	11.6	0.5	0.0	0.1	0.1	1.4
Fiber cans, all fiber and composite.....	09	150731	10.7	0.6	-0.4	0.3	0.4	4.4
Fiber cores and tubes.....	09	150732	12.4	0.4	0.2	0.0	0.0	0.0
Paperboard cones, reels, spools, bobbins, blocks, and all vulcanized fiber products.....	09	150733	1.4	0.1	0.0	0.0	0.0	0.0
Molded pulp goods, including egg cartons, florists pots, food trays, etc.....	09	1508	12.4	0.1	0.6	1.6	0.6	-0.9
Molded pulp goods, including egg cartons, florists pots, food trays, etc.....	09	150814	12.4	0.1	0.6	1.6	0.6	-0.9
Miscellaneous converted paper and paperboard products.....	09	1509	5.8	0.4	0.2	-0.1	-0.7	-0.8
Pasted, lined, laminated, or surface-coated paperboard.....	09	150901	9.3	0.0	0.0	0.0	-2.1	0.0
Wallcoverings.....	09	150902	0.0	0.0	0.0	0.0	0.0	0.0

See footnotes at end of table.

Table 7. Producer price index percentage changes for commodity and service groupings and individual items, not seasonally adjusted — Continued
[February 2023]

Title	Commodity code		Unadjusted 12-month percent change ¹	Unadjusted 1-month percent change ¹				
	Group code	Item code		Feb. 2022 to Feb. 2023 ^P	Sept. to Oct.	Oct. to Nov. ^P	Nov. to Dec. ^P	Dec. to Jan. ^P
Other sanitary paper products & misc. converted paper & paperboard products.....	09	150999	5.5	0.5	0.2	-0.2	-0.4	-1.0
Miscellaneous converted paper and paperboard products.....	09	1509992	7.0	0.6	0.2	-0.2	-0.7	-1.6
Pressure-sensitive products.....	09	16	10.9	0.1	0.2	1.0	0.0	-0.3
Pressure-sensitive products.....	09	1601	10.9	0.1	0.2	1.0	0.0	-0.3
Pressure-sensitive products.....	09	160101	10.9	0.1	0.2	1.0	0.0	-0.3
Building paper & building board mill prods.....	09	2	-44.2	-2.7	-0.3	-8.4	-6.6	0.0
Hardboard, particleboard & fiberboard prods.....	09	22	-44.2	-2.7	-0.3	-8.4	-6.6	0.0
Particleboard and fiberboard.....	09	2201	-47.2	-3.3	-0.3	-9.2	-6.9	0.0
Particleboard made from particleboard produced at the same location...	09	220125	6.8	-1.8	0.2	-1.7	0.6	0.0
Prefinished particleboard and medium density fiberboard (MDF) made from purchased materials.....	09	220141	6.5	1.2	0.4	-3.1	0.0	0.0
Hardboard products.....	09	2202	9.2	3.1	-0.2	-0.5	-0.5	0.0
Hardboard products.....	09	220206	9.2	3.1	-0.2	-0.5	-0.5	0.0
Publications, printed matter and printing material.....	09	4	13.1	0.3	0.9	0.4	1.3	0.2
Books printing.....	09	44	19.7	1.3	1.4	0.4	1.7	1.2
Books printing.....	09	4401	19.7	1.3	1.4	0.4	1.7	1.2
Books printing.....	09	440114	19.7	1.3	1.4	0.4	1.7	1.2
Textbook printing and binding.....	09	4401141	14.1	0.7	0.1	0.0	0.1	0.0
Technical, scientific, & professional book printing & binding.....	09	4401143	10.5	0.7	0.1	0.4	0.0	0.0
Religious book printing and binding.....	09	4401145	19.7	1.1	0.5	0.1	0.7	0.0
General book (trade, etc.) printing and binding.....	09	4401147	38.6	2.2	3.6	0.1	4.3	3.1
Other book and pamphlet printing and binding.....	09	440114E	4.8	0.7	0.0	1.6	-0.2	0.0
Manifold business forms printing.....	09	45	0.1	0.0	0.0	0.1	0.0	0.0
Manifold business forms printing.....	09	4501	0.1	0.0	0.0	0.1	0.0	0.0
Manifold business forms printing, excluding checkbooks.....	09	450105	0.1	0.0	0.0	0.1	0.0	0.0
Commercial printing.....	09	47	13.5	0.3	1.0	0.4	1.3	0.1
Magazine and periodical printing.....	09	4701	15.5	0.3	0.0	1.3	0.3	0.0
Magazine and periodical printing (lithographic).....	09	470102	15.5	0.3	0.0	1.3	0.3	0.0
Label and wrapper printing for packaging.....	09	4702	14.3	0.1	0.9	0.1	0.9	0.0
Label and wrapper printing (lithographic).....	09	470202	4.4	0.0	0.0	0.0	0.0	0.0
Label and wrapper printing (flexographic).....	09	470205	17.3	0.2	1.4	0.2	0.5	0.0
Catalog and directory printing.....	09	4703	11.1	-0.2	0.5	0.2	0.9	0.0
Catalog and directory printing (lithographic).....	09	470302	11.1	-0.2	0.5	0.2	0.9	0.0
Advertising printing.....	09	4705	10.0	0.2	0.5	0.2	0.1	0.0
Advertising printing (lithographic).....	09	470506	10.5	0.2	0.5	0.2	0.1	0.0
Other general job printing.....	09	4706	14.2	0.1	3.7	0.7	0.0	0.0
Quick printing.....	09	470604	6.0	0.0	0.0	0.9	0.0	0.0
Other commercial and general job printing.....	09	470609	17.2	0.1	4.7	0.7	0.0	0.0
Other commercial and general job printing (lithographic).....	09	4706091	17.9	0.1	4.9	0.7	0.0	0.0
All other commercial and general job printing.....	09	4706094	0.1	0.0	0.0	0.0	0.0	0.0
Other commercial printing, incl. screen, engraving, digital, & general job exc. labels/wrappers.....	09	4711	13.8	0.6	0.6	0.5	3.2	0.3
Commercial screen printing, excluding on garments, apparel accessories, & other fabric articles.....	09	471101	15.2	1.3	0.0	2.3	2.8	0.0
Screen printing (excluding on textiles, apparel, apparel accessories, and labels).....	09	4711012	15.2	1.3	0.0	2.3	2.8	0.0
Other commercial and general job screen printing.....	09	47110123	2.1	0.0	0.0	0.0	1.8	0.0
Digital printing.....	09	471103	13.5	0.5	0.8	0.1	3.5	0.3
Blankbooks, binders, and bookbinding work.....	09	48	13.7	0.2	0.0	0.2	2.2	0.7
Tradebinding and related work.....	09	4802	8.5	0.6	0.0	0.6	0.1	1.1
Miscellaneous binding and postpress work, incl collating, perforating, folding, gluing, etc.....	09	480203	3.1	0.0	0.0	0.0	0.1	0.7
Softcover, pamphlet, sample book, and other binding of books and materials printed elsewhere.....	09	480204	19.4	1.6	0.0	1.7	0.0	2.2
Services for the printing trade.....	09	49	2.6	0.0	0.0	0.0	0.0	0.0
Prepress services, including platemaking.....	09	4905	2.6	0.0	0.0	0.0	0.0	0.0
Prepress services, excl platemaking (incl film, assembled flats, color sep., typesetting, etc.).....	09	490501	3.9	0.0	0.0	0.0	0.0	0.0
Printing plates and cylinders, prepared for printing (excl blank plates and blank cylinders).....	09	490502	0.7	0.0	0.0	0.0	0.0	0.0
Metals and metal products.....	10	-	-4.9	-2.3	-0.2	-0.2	0.8	1.2
Iron and steel.....	10	1	-15.1	-4.6	-2.7	-1.2	0.5	2.9
Iron ores.....	10	11	13.7	0.4	1.5	-0.1	0.9	0.0

See footnotes at end of table.

Table 7. Producer price index percentage changes for commodity and service groupings and individual items, not seasonally adjusted — Continued
[February 2023]

Title	Commodity code		Unadjusted 12-month percent change ¹	Unadjusted 1-month percent change ¹				
	Group code	Item code		Feb. 2022 to Feb. 2023 ^P	Sept. to Oct.	Oct. to Nov. ^P	Nov. to Dec. ^P	Dec. to Jan. ^P
Iron ores.....	10	1105	13.7	0.4	1.5	-0.1	0.9	0.0
Iron ores.....	10	110555	13.7	0.4	1.5	-0.1	0.9	0.0
Iron and steel scrap.....	10	12	-8.9	-3.4	-3.3	7.8	11.4	5.8
Carbon steel scrap.....	10	1211	-7.7	-3.2	-4.0	8.1	11.8	5.7
Heavy melting scrap.....	10	121191	-6.7	-2.6	-3.2	8.3	13.7	8.7
Carbon steel scrap bundles.....	10	121192	-12.6	-7.2	-5.9	8.3	9.2	8.3
Shredded carbon steel scrap.....	10	121193	-3.5	-4.8	-5.0	8.2	12.2	6.2
Cut plate and structural scrap.....	10	121194	-4.0	-1.7	-2.5	6.7	10.4	7.3
Other carbon steel scrap.....	10	121195	-35.4	12.7	-0.5	9.0	8.3	-16.2
Stainless and other alloy steel scrap.....	10	1212	-25.6	-8.4	6.3	10.0	6.5	6.5
Stainless and other alloy steel scrap.....	10	121208	-25.6	-8.4	6.3	10.0	6.5	6.5
Cast iron scrap.....	10	1213	2.4	-0.4	-3.0	1.6	7.0	7.7
Cast iron scrap.....	10	121308	2.4	-0.4	-3.0	1.6	7.0	7.7
Other ferrous scrap.....	10	1215	-18.4	-2.8	2.4	-1.5	24.5	3.8
Other ferrous scrap.....	10	121501	-18.4	-2.8	2.4	-1.5	24.5	3.8
Foundry and forge shop products.....	10	15	11.4	-0.4	-0.1	0.2	1.5	0.9
Pressure and soil pipe & fittings, cast iron.....	10	1502	11.4	-0.5	1.4	1.0	-0.5	0.6
Pressure pipe & fittings, cast iron.....	10	15021	10.0	-0.6	1.8	1.3	-0.8	0.9
Pressure pipe & fittings, ductile iron.....	10	150211	7.7	-0.7	1.9	-0.9	-0.8	0.9
Other gray and ductile iron castings.....	10	1504	6.4	1.3	0.0	-0.7	-0.1	1.7
Ductile iron castings (excluding pressure pipe & fittings).....	10	150413	5.9	1.4	0.0	-0.1	-0.1	0.7
Ductile iron castings for automotive uses.....	10	1504131	3.3	0.3	-0.1	-0.2	0.2	1.6
Ductile iron castings for all other uses.....	10	1504132	8.1	2.1	0.1	-0.1	-0.3	0.1
Gray iron castings (excluding soil & pressure pipe & fittings).....	10	150419	7.6	1.3	0.0	-1.3	-0.1	3.3
Steel investment castings.....	10	1506	8.8	-2.2	0.0	0.0	2.1	0.0
Steel investment castings.....	10	150624	8.8	-2.2	0.0	0.0	2.1	0.0
Carbon steel castings, except investment.....	10	1507	11.3	0.1	0.3	2.5	0.3	0.5
Carbon steel castings, except investment.....	10	150701	11.3	0.1	0.3	2.5	0.3	0.5
High alloy steel castings, excluding investment.....	10	1508	-	0.0	0.0	0.0	7.0	-
High alloy steel castings, excluding investment.....	10	150801	-	0.0	0.0	0.0	7.0	-
Other alloy steel castings, except investment.....	10	1509	12.2	-1.0	0.0	0.0	0.2	0.0
Other alloy steel castings, except investment.....	10	150901	12.2	-1.0	0.0	0.0	0.2	0.0
Other forge shop products.....	10	1513	14.3	-1.0	-0.6	0.4	2.4	1.0
Closed die forgings, ferrous.....	10	151359	7.2	-0.7	-0.8	-1.4	2.6	1.1
Hot impression die impact, press and upset steel forgings.....	10	15135912	6.1	-0.8	-0.8	-1.5	2.8	1.2
Hot impression die impact, press, and upset carbon steel forgings.....	10	151359121	5.2	-1.2	-0.4	-3.6	2.5	1.7
Hot impression die impact, press, & upset alloy steel forgings, except stainless and high temp.....	10	151359122	6.3	-0.5	-1.4	0.5	2.0	0.8
Steel mill products.....	10	17	-21.0	-5.7	-3.1	-3.4	-2.4	2.6
Semifinished steel mill products.....	10	1702	-4.0	-2.9	-1.6	-3.3	2.0	3.4
Hot rolled steel bars, plates, and structural shapes.....	10	1704	-6.5	-1.3	-3.1	-2.7	-2.6	0.3
Hot rolled steel bars, plates, and structural shapes, carbon.....	10	170410	-7.5	-1.2	-2.8	-3.2	-2.4	0.0
Steel wire.....	10	1705	0.6	-2.0	-1.0	-1.4	0.4	-1.0
Steel wire, carbon.....	10	170501	-5.7	-1.1	-1.9	-2.0	-0.1	-1.9
Steel wire, stainless steel.....	10	170502	-	-4.3	0.0	0.0	0.0	-
Steel pipe and tube.....	10	1706	-16.0	-2.1	-1.0	-3.1	-1.3	-4.8
Steel pipe and tube, carbon.....	10	170652	-20.3	-3.6	-1.0	-3.1	-1.6	-4.7
Steel pipe and tube, stainless steel.....	10	170674	3.3	0.9	-1.0	-1.3	1.0	-0.3
Cold rolled steel sheet and strip.....	10	1707	-40.9	-16.5	-3.3	-1.9	-8.5	3.2
Cold rolled steel sheet and strip.....	10	170710	-40.9	-16.5	-3.3	-1.9	-8.5	3.2
Cold finished steel bars and bar shapes.....	10	1708	4.3	-2.9	0.2	-1.8	0.3	1.5
Cold finished steel bars and bar shapes.....	10	170810	4.3	-2.9	0.2	-1.8	0.3	1.5
Electrometallurgical ferroalloy products.....	10	1712	-21.5	-2.7	-1.5	-3.8	-7.4	-4.2
Electrometallurgical ferroalloy products.....	10	171201	-21.5	-2.7	-1.5	-3.8	-7.4	-4.2
Nonferrous metals.....	10	2	-4.7	-3.1	3.1	0.8	2.6	0.7
Nonferrous metal ores.....	10	21	-5.0	-5.4	5.2	-0.6	5.8	-1.1
Other metal ores.....	10	2112	-	-9.1	-	-	-	-
Other metal ores.....	10	211201	-	-9.1	-	-	-	-
Primary nonferrous metals.....	10	22	-13.7	-2.7	5.4	1.3	3.0	2.6
Primary nonferrous metals.....	10	2201	-13.7	-2.7	5.4	1.3	3.0	2.6
Copper cathode and refined copper.....	10	220131	-	-0.9	3.0	0.0	1.8	-
Other nonferrous metals, unalloyed.....	10	220181	-12.1	-2.9	4.8	3.2	4.5	3.4
Nonferrous scrap.....	10	23	-15.5	-4.3	1.4	2.4	0.8	-2.4

See footnotes at end of table.

Table 7. Producer price index percentage changes for commodity and service groupings and individual items, not seasonally adjusted — Continued
[February 2023]

Title	Commodity code		Unadjusted 12-month percent change ¹	Unadjusted 1-month percent change ¹				
	Group code	Item code		Feb. 2022 to Feb. 2023 ^P	Sept. to Oct.	Oct. to Nov. ^P	Nov. to Dec. ^P	Dec. to Jan. ^P
Copper base scrap.....	10	2301	-7.3	-2.8	9.1	2.1	3.3	1.0
No. 1 copper scrap, including wire.....	10	230101	-9.0	-4.5	13.7	1.1	4.0	1.3
No. 2 copper scrap, including wire.....	10	230102	-10.6	-4.7	14.5	1.6	4.4	-0.9
Yellow brass scrap.....	10	230103	-	-0.2	3.9	3.6	2.8	-
Other copper and brass scrap.....	10	230104	-	0.0	0.3	3.4	1.5	-
Aluminum base scrap.....	10	2302	-14.7	-7.4	-0.4	9.8	2.3	1.0
Used beverage can scrap.....	10	230205	-25.2	-7.7	7.9	2.5	-2.9	17.7
Other old aluminum base scrap.....	10	230206	-11.2	1.4	4.8	0.0	2.5	2.3
Other nonferrous scrap (including lead, zinc and precious metals).....	10	2303	-22.9	-3.0	-2.3	-3.0	-2.8	-8.6
Other nonferrous scrap (including lead, zinc and precious metals).....	10	230309	-22.9	-3.0	-2.3	-3.0	-2.8	-8.6
Secondary nonferrous metals.....	10	24	-3.6	-2.3	5.2	0.7	0.7	0.9
Secondary aluminum.....	10	2402	-3.6	-3.7	-1.9	0.2	0.4	2.7
Secondary aluminum.....	10	240229	-3.6	-3.7	-1.9	0.2	0.4	2.7
Secondary copper, alloyed and unalloyed.....	10	2403	-7.3	-4.7	2.5	-2.5	2.3	1.2
Secondary copper, alloyed and unalloyed.....	10	240339	-7.3	-4.7	2.5	-2.5	2.3	1.2
Secondary precious metals.....	10	2406	-1.4	-3.7	15.8	-	-	-1.9
Secondary precious metals.....	10	240669	-1.4	-3.7	15.8	-	-	-1.9
All other miscellaneous secondary nonferrous metals, including lead and zinc.....	10	2408	-9.1	5.9	-1.2	4.8	-1.9	-1.4
Nonferrous mill shapes.....	10	25	-4.6	-3.5	1.2	0.9	2.8	2.6
Aluminum mill shapes.....	10	2501	-9.6	-3.0	-1.5	1.1	3.3	2.9
Aluminum sheet and strip.....	10	250105	-16.8	-3.1	-1.6	1.1	2.4	2.8
Extruded aluminum rod, bar, and other extruded shapes.....	10	250162	-4.2	-4.2	-1.0	1.3	4.7	3.5
Aluminum extruded and drawn pipe and tube.....	10	250163	-7.0	-4.7	-1.3	1.5	8.4	4.5
Copper and brass mill shapes.....	10	2502	-1.7	-4.9	7.5	0.9	2.2	2.3
Copper and copper alloy sheet, strip and plate.....	10	250237	0.0	-2.1	7.2	1.0	4.5	2.5
Copper and copper alloy rod, bar and shapes.....	10	250238	-3.9	-2.6	7.5	1.2	2.1	1.6
Copper and copper alloy pipe and tube.....	10	250239	1.5	-10.7	7.7	0.0	0.5	3.6
Nickel and nickel-base alloy mill shapes.....	10	2504	14.2	-3.5	-1.6	-0.1	0.8	2.5
Nickel and nickel-base alloy mill shapes.....	10	250466	14.2	-3.5	-1.6	-0.1	0.8	2.5
Titanium and titanium-base alloy mill shapes.....	10	2505	15.6	0.4	0.0	2.1	1.3	0.0
Titanium and titanium-base alloy mill shapes.....	10	250505	15.6	0.4	0.0	2.1	1.3	0.0
Other nonferrous mill shapes.....	10	2519	4.1	-3.4	0.3	0.2	3.0	2.6
All other nonferrous metal mill shapes, except precious metal.....	10	251935	4.6	-5.1	0.4	0.4	1.5	3.7
Nonferrous wire and cable.....	10	26	9.5	-0.7	4.1	0.6	3.4	2.1
Nonferrous wire and cable.....	10	2603	9.5	-0.7	4.1	0.6	3.4	2.1
Electronic wire and cable.....	10	260301	5.9	3.0	0.3	0.0	2.5	3.5
Copper wire and cable.....	10	260314	0.4	-0.4	2.7	1.3	4.3	3.3
Power wire and cable.....	10	260332	23.3	-2.4	14.1	0.7	-0.9	3.8
Fiber optic cable.....	10	260333	12.3	0.0	0.0	0.0	1.0	0.0
Other wire and cable.....	10	260398	5.4	1.0	-0.1	0.8	0.0	1.3
Nonferrous forge shop products.....	10	27	7.8	-2.1	0.3	0.1	-1.0	3.2
Nonferrous forge shop products.....	10	2701	7.8	-2.1	0.3	0.1	-1.0	3.2
Nonferrous forge shop products.....	10	270111	7.8	-2.1	0.3	0.1	-1.0	3.2
Hot impression die, impact, press and upset aluminum and other nonferrous forgings.....	10	2701111	8.4	-2.2	0.3	0.1	-1.1	3.6
Hot impression die, impact, press and upset aluminum and aluminum alloy forgings.....	10	27011111	-0.6	-4.2	0.2	0.1	-2.6	0.2
Hot impression die, impact, press and upset titanium and titanium alloy forgings.....	10	27011112	21.0	0.0	0.0	0.0	0.6	8.2
Other nonferrous hot impression die impact, press, and upset forgings.....	10	27011113	14.4	0.0	1.3	0.0	1.5	3.3
Nonferrous foundry shop products.....	10	28	9.1	-0.5	1.4	0.0	0.5	0.8
Aluminum castings.....	10	2802	8.0	-0.4	2.0	0.0	0.0	0.6
Aluminum die-castings.....	10	280207	5.9	-0.6	2.3	-0.2	-0.6	0.8
Aluminum castings, excluding die-castings.....	10	280208	12.5	0.1	1.5	0.5	0.9	0.1
Castings, nonferrous (except aluminum).....	10	2807	11.2	-0.7	0.2	-0.1	1.5	1.3
Castings, nonferrous (except aluminum).....	10	280701	11.2	-0.7	0.2	-0.1	1.5	1.3
Nonferrous die-castings (except aluminum).....	10	2807011	17.3	-1.3	-0.3	0.1	1.1	0.1
Copper base castings (excluding die-castings).....	10	2807013	3.3	-0.4	1.2	-0.4	1.9	0.7
Metal containers.....	10	3	3.2	-0.2	-0.4	0.0	-1.8	-0.4
Metal cans and can components.....	10	31	5.3	0.0	0.0	0.0	-1.7	0.0
Steel cans and tinware end products.....	10	3102	18.7	0.0	0.0	0.0	0.5	0.0
Steel cans and tinware end products.....	10	310231	18.7	0.0	0.0	0.0	0.5	0.0
Aluminum cans and can components.....	10	3103	-1.8	-0.1	0.0	0.0	-3.2	0.0

See footnotes at end of table.

Table 7. Producer price index percentage changes for commodity and service groupings and individual items, not seasonally adjusted — Continued
[February 2023]

Title	Commodity code		Unadjusted 12-month percent change ¹	Unadjusted 1-month percent change ¹				
	Group code	Item code		Feb. 2022 to Feb. 2023 ^P	Sept. to Oct.	Oct. to Nov. ^P	Nov. to Dec. ^P	Dec. to Jan. ^P
Aluminum cans and can components.....	10	310331	-1.8	-0.1	0.0	0.0	-3.2	0.0
Barrels, drums, pails and other metal containers.....	10	32	-4.3	-0.8	-2.0	0.0	-2.1	-2.1
Barrels, drums, pails and other metal containers.....	10	3201	-4.3	-0.8	-2.0	0.0	-2.1	-2.1
Steel shipping barrels and drums (excl. beer barrels) (more than 12-gallon capacity).....	10	320106	-17.1	-2.7	-6.8	0.2	-4.2	-5.3
All other metal containers.....	10	320107	3.3	0.0	0.0	-0.1	-1.9	0.0
Hardware.....	10	4	4.4	0.2	0.4	0.7	0.8	-0.7
Hardware, n.e.c.....	10	41	3.1	-0.4	0.5	1.0	1.0	-1.7
Builders' hardware.....	10	4101	2.4	-0.6	0.1	2.0	0.3	-4.1
Builders' hardware (lock units, key blanks, door & window hardware, cabinet hardware, etc.).....	10	410104	2.4	-0.6	0.1	2.0	0.3	-4.1
Transportation equipment hardware.....	10	4103	4.7	-0.3	1.4	0.0	2.8	0.8
Motor vehicle hardware.....	10	410311	3.9	0.0	3.0	0.0	1.7	0.0
Other transportation equipment hardware, incl. marine & aircraft (excl. motor vehicle hardware).....	10	410341	-	-1.1	-3.3	0.0	-	-
Furniture hardware.....	10	4104	2.1	-0.3	-0.5	0.0	-1.2	-0.2
Furniture hardware.....	10	410411	2.1	-0.3	-0.5	0.0	-1.2	-0.2
Other miscellaneous hardware.....	10	4105	3.7	-0.1	0.0	0.0	0.1	2.6
Other miscellaneous hardware.....	10	410502	3.7	-0.1	0.0	0.0	0.1	2.6
Hand and edge tools.....	10	42	7.0	1.3	0.3	0.2	0.5	1.2
Hand and edge tools.....	10	4201	7.0	1.3	0.3	0.2	0.5	1.2
Mechanics hand service tools.....	10	420135	6.4	1.7	0.7	0.5	1.0	0.3
Edge tools, hand operated.....	10	420145	8.0	0.0	0.0	0.0	0.0	2.3
All other misc handtools, including cutting dies, machine & power-driven (except metal cutting).....	10	420155	6.6	0.3	0.0	0.0	0.7	1.7
All other handtools, n.e.c.....	10	4201554	-	0.4	0.0	0.0	-	-
Saw blades and handsaws.....	10	420168	-	3.0	0.0	0.0	-	-
Plumbing fixtures and fittings.....	10	5	5.1	0.4	0.0	-0.2	1.2	0.3
Plumbing fixture fittings and trim.....	10	54	2.8	0.5	0.0	0.0	1.6	0.0
Plumbing fixtures, fittings, and trim.....	10	5402	2.8	0.5	0.0	0.0	1.6	0.0
Lavatory and sink fittings.....	10	540218	7.0	0.5	0.0	0.0	3.1	0.0
Miscellaneous plumbing fixtures, fittings, and trim.....	10	540223	-1.5	0.0	0.0	0.0	0.3	0.0
Enameled iron & metal sanitary ware.....	10	56	14.3	0.3	0.1	-0.7	-0.5	2.0
Enameled iron and metal sanitary ware.....	10	5601	14.3	0.3	0.1	-0.7	-0.5	2.0
Enameled iron and metal sanitary ware.....	10	560102	14.3	0.3	0.1	-0.7	-0.5	2.0
Heating equipment.....	10	6	8.1	0.6	2.3	0.3	0.4	-0.1
Steam and hot water equipment.....	10	61	7.7	2.8	0.0	0.0	0.0	0.0
Steam and hot water equipment.....	10	6101	7.7	2.8	0.0	0.0	0.0	0.0
Cast iron heating boilers, radiators and convectors.....	10	610106	10.9	3.5	0.0	0.0	0.0	0.0
Furnaces and heaters, including parts.....	10	62	8.0	0.5	1.9	-0.2	0.1	-1.1
Furnaces and heaters, including parts.....	10	6201	8.0	0.5	1.9	-0.2	0.1	-1.1
Furnaces and heaters, including parts.....	10	620146	8.0	0.5	1.9	-0.2	0.1	-1.1
Warm air furnaces, including parts.....	10	6201461	7.0	0.4	1.2	-0.2	0.1	-1.5
Warm air furnaces.....	10	62014611	2.5	0.5	1.4	-0.2	0.1	-1.6
Floor and wall furnaces, unit heaters, infrared heaters, & mechanical stokers, including parts.....	10	6201462	12.5	0.8	5.4	0.0	0.0	0.0
Other heating equipment, non-electric, including parts.....	10	63	16.8	0.4	5.2	1.3	1.3	0.9
Other heating equipment, non-electric, including parts.....	10	6301	16.8	0.4	5.2	1.3	1.3	0.9
Other heating equipment, non-electric, including parts.....	10	630161	16.8	0.4	5.2	1.3	1.3	0.9
Domestic heating stoves.....	10	64	9.6	0.0	7.4	0.0	1.1	0.0
Domestic heating stoves.....	10	6401	9.6	0.0	7.4	0.0	1.1	0.0
Domestic heating stoves.....	10	640141	9.6	0.0	7.4	0.0	1.1	0.0
Domestic water heaters.....	10	66	0.9	0.0	0.0	0.0	0.0	0.4
Domestic water heaters.....	10	6601	0.9	0.0	0.0	0.0	0.0	0.4
Household water heaters, electric, for permanent installation.....	10	660101	0.6	0.0	0.0	0.0	0.0	0.1
Household water heaters, except electric.....	10	660114	1.1	0.0	0.1	0.0	0.0	0.6
Fabricated structural metal products.....	10	7	2.3	-0.7	-0.9	-0.3	0.1	0.1
Metal doors, sash, and trim.....	10	71	7.4	0.7	0.1	0.0	0.0	0.7
Metal doors and frames (except storm).....	10	7102	6.6	0.6	0.2	0.0	0.0	0.4
Metal doors and frames (except storm).....	10	710209	6.6	0.6	0.2	0.0	0.0	0.4
Metal windows (except storm sash).....	10	7103	11.7	1.2	0.0	0.0	0.0	0.0
Metal windows (except storm sash).....	10	710313	11.7	1.2	0.0	0.0	0.0	0.0

See footnotes at end of table.

Table 7. Producer price index percentage changes for commodity and service groupings and individual items, not seasonally adjusted — Continued
 [February 2023]

Title	Commodity code		Unadjusted 12-month percent change ¹	Unadjusted 1-month percent change ¹				
	Group code	Item code		Feb. 2022 to Feb. 2023 ^P	Sept. to Oct.	Oct. to Nov. ^P	Nov. to Dec. ^P	Dec. to Jan. ^P
Metal molding and trim and store fronts.....	10	7104	5.4	0.6	0.0	0.0	0.0	0.0
Metal molding and trim and store fronts.....	10	710413	5.4	0.6	0.0	0.0	0.0	0.0
Metal combination screen, storm sash, and storm doors.....	10	7105	14.0	1.8	0.0	0.0	0.0	11.9
Metal combination screen, storm sash, and storm doors.....	10	710515	14.0	1.8	0.0	0.0	0.0	11.9
Metal window and door screens (except combination screens) and metal weather strip.....	10	7107	0.9	0.1	0.0	0.0	0.0	0.0
Metal window and door screens (except combination screens) and metal weather strip.....	10	710717	0.9	0.1	0.0	0.0	0.0	0.0
Metal tanks.....	10	72	9.1	0.2	0.1	-0.1	0.9	0.0
Metal tanks.....	10	7201	9.1	0.2	0.1	-0.1	0.9	0.0
Metal tanks, heavy gauge, including field-erected.....	10	720123	9.1	0.2	0.1	-0.1	0.9	0.0
Sheet metal products.....	10	73	3.6	0.4	-1.1	-0.1	-0.7	-0.7
Sheet metal products.....	10	7301	3.6	0.4	-1.1	-0.1	-0.7	-0.7
Sheet metal air-conditioning ducts and stove pipe.....	10	730120	5.3	0.0	0.0	0.0	0.6	0.0
Sheet metal roofing and roof drainage equipment.....	10	730170	2.5	2.3	-3.8	0.3	-0.5	-1.1
Sheet metal electronic enclosures.....	10	7301C	6.8	0.0	-0.1	0.0	0.1	-0.1
Steel sheet metal computer & peripheral equipment enclosures.....	10	7301C1	1.2	0.8	-0.1	0.1	0.0	0.0
Aluminum sheet metal computer & peripheral equipment enclosures.....	10	7301C2	8.1	0.0	-0.1	0.0	0.0	0.0
Other sheet metal electronic enclosures (excl. computers).....	10	7301C3	9.7	-0.4	-0.1	0.0	0.2	-0.2
Other sheet metal work.....	10	7301G	6.8	0.4	-0.7	-0.2	-0.1	0.0
Aluminum and other sheet metal work.....	10	7301G3	2.9	0.6	-1.2	-0.3	-0.1	0.1
Structural, architectural, and pre-engineered metal products.....	10	74	0.0	-1.5	-1.3	-0.4	0.3	0.3
Fabricated structural metal.....	10	7405	4.3	-1.5	-0.6	0.0	0.5	0.3
Fabricated structural metal bar joists and concrete reinforcing bars.....	10	74051	4.5	-2.5	-0.9	0.2	1.0	0.7
Fabricated structural iron & steel for industrial bldgs metal bar joists, short span.....	10	740510	-0.2	-5.7	-1.2	-1.4	-0.7	1.0
Fabricated structural iron & steel for commercial, residential, institutional, & public bldgs.....	10	740514	5.5	-1.9	-0.8	0.5	1.4	0.6
Other fabricated structural metal, including for bridges.....	10	74055	4.6	0.0	-0.3	-0.3	0.1	0.0
Fabricated structural metal for bridges.....	10	740553	-0.1	2.7	0.2	-1.1	3.1	-7.3
Other fabricated structural iron and steel, aluminum, and other metals.....	10	740554	5.0	-0.4	-0.4	-0.1	-0.1	0.7
Custom roll form products.....	10	7407	-22.0	-4.0	-5.0	-2.3	-0.1	0.0
Custom roll form products.....	10	740775	-22.0	-4.0	-5.0	-2.3	-0.1	0.0
Ornamental and architectural metal work.....	10	7408	11.5	0.0	-0.7	0.0	0.0	-0.1
Iron, steel, and aluminum stairs, staircases and fire escapes.....	10	740803	8.2	-0.1	-1.6	0.0	-0.1	-0.2
Steel and aluminum fences, gates (not wire), and railings and window guards.....	10	740813	9.2	0.0	-0.5	0.0	0.0	0.0
Open metal flooring, grating and studs.....	10	740814	-	-	-	-	-	-
Other architectural and ornamental metal work.....	10	74082	24.0	0.0	0.0	0.0	0.0	0.0
Other aluminum and metal architectural and ornamental work.....	10	740821	26.3	0.0	0.0	0.0	0.0	0.0
Other iron and steel architectural and ornamental work.....	10	740822	23.7	0.0	0.0	0.0	0.0	0.0
Fabricated metal pipe, tube, and fittings.....	10	7411	0.1	-0.3	-0.9	-0.3	0.0	1.2
Fabricated metal pipe, tube, and fittings.....	10	741151	0.1	-0.3	-0.9	-0.3	0.0	1.2
Heat exchangers and steam condensers.....	10	75	12.1	0.4	0.2	0.4	0.0	0.0
Heat exchangers and steam condensers.....	10	7501	12.1	0.4	0.2	0.4	0.0	0.0
Heat exchangers and steam condensers (except for nuclear applications).....	10	750103	12.9	0.2	0.3	0.5	0.0	0.0
Steel power boilers, parts and attachments (excl. nuclear applications).....	10	750106	-	1.7	-	-	-	-
Fabricated steel plate.....	10	76	-1.0	0.0	-0.9	-0.8	0.0	0.0
Fabricated steel plate.....	10	7601	-1.0	0.0	-0.9	-0.8	0.0	0.0
Fabricated steel plate.....	10	760102	-1.0	0.0	-0.9	-0.8	0.0	0.0
Prefabricated metal buildings.....	10	79	-3.4	-2.6	-0.1	-1.3	0.0	0.6
Prefabricated metal building systems (excl. farm service bldgs, residential bldgs, and parts).....	10	7901	-2.1	-2.2	0.0	-0.6	0.0	0.7
Prefabricated metal building systems (excl. farm service bldgs, residential bldgs, and parts).....	10	790101	-2.1	-2.2	0.0	-0.6	0.0	0.7
Industrial & commercial prefab metal building systems (excl farm svc bldgs, residential, parts).....	10	7901012	-2.3	-2.4	0.0	-0.7	0.0	0.9
Farm service buildings and other prefabricated and portable buildings, steel and aluminum.....	10	7902	1.1	-1.9	0.0	-0.7	-0.5	0.9
Farm service buildings and other prefabricated and portable buildings, steel and aluminum.....	10	790201	1.1	-1.9	0.0	-0.7	-0.5	0.9
Panels, parts, and sections for prefabricated buildings, steel and aluminum.....	10	7903	-13.9	-5.1	-0.6	-5.3	0.7	-0.1
Panels, parts, and sections for prefabricated buildings, steel and aluminum.....	10	790354	-13.9	-5.1	-0.6	-5.3	0.7	-0.1

See footnotes at end of table.

Table 7. Producer price index percentage changes for commodity and service groupings and individual items, not seasonally adjusted — Continued
[February 2023]

Title	Commodity code		Unadjusted 12-month percent change ¹	Unadjusted 1-month percent change ¹				
	Group code	Item code		Feb. 2022 to Feb. 2023 ^P	Sept. to Oct.	Oct. to Nov. ^P	Nov. to Dec. ^P	Dec. to Jan. ^P
Miscellaneous metal products.....	10	8	7.3	0.5	0.8	-0.1	0.1	0.9
Bolts, nuts, screws, rivets, and washers.....	10	81	12.9	-0.6	-0.8	0.1	1.4	0.8
Externally threaded fasteners, except aircraft types.....	10	8102	9.8	-1.6	-0.3	-0.2	2.5	2.0
Hex bolts, including heavy, tap-and-joint.....	10	810206	3.8	-2.1	-2.6	0.1	2.3	0.1
Cap, set, machine, lag, flange, and self-locking screws, except aircraft types.....	10	810231	14.2	-1.0	-0.6	-0.3	6.6	2.4
Other metal bolts, incl. square, round, plow, high-strength structural, and bent.....	10	810262	14.7	-1.8	0.0	0.0	-1.4	5.9
Other externally threaded metal fasteners, including studs, except aircraft types.....	10	810263	6.0	-2.0	1.1	-0.3	-0.7	0.7
Internally threaded fasteners, except aircraft types.....	10	8103	7.2	0.2	0.5	2.0	0.3	0.0
Internally threaded fasteners, except aircraft types.....	10	810312	7.2	0.2	0.5	2.0	0.3	0.0
Nonthreaded metal fasteners, except aircraft types.....	10	8104	8.5	1.1	-1.5	-0.2	2.7	-1.1
Nonthreaded metal fasteners, except aircraft types.....	10	810424	8.5	1.1	-1.5	-0.2	2.7	-1.1
Aircraft fasteners, except plastics (including aerospace).....	10	8105	24.9	0.1	-1.9	0.0	0.0	0.0
Aircraft fasteners, except plastics (including aerospace).....	10	810536	24.9	0.1	-1.9	0.0	0.0	0.0
Formed products, except fasteners, made by cold-, warm-, or hot-heading processes.....	10	8106	1.0	0.0	0.0	0.0	0.0	0.0
Formed products, except fasteners, made by cold-, warm-, or hot-heading processes.....	10	810648	1.0	0.0	0.0	0.0	0.0	0.0
Lighting fixtures.....	10	83	6.0	0.1	0.0	0.2	0.8	0.1
Residential electric lighting fixtures, except portable.....	10	8302	3.3	0.2	0.0	0.0	0.0	0.0
Residential electric lighting fixtures, except portable.....	10	830225	3.3	0.2	0.0	0.0	0.0	0.0
Commercial, institutional and industrial electric lighting fixtures.....	10	8303	7.8	0.2	0.0	0.3	1.3	0.2
Commercial and institutional electric lighting fixtures, including parts and accessories.....	10	830302	7.5	0.2	0.0	0.4	1.6	0.2
Industrial electric lighting fixtures, including parts and accessories.....	10	830304	8.3	0.0	0.0	0.0	0.0	0.0
Other lighting equipment.....	10	8305	4.1	0.0	0.0	0.0	0.3	0.0
Outdoor lighting equipment (including parts and accessories).....	10	830522	2.9	0.0	0.0	0.0	0.7	0.0
All other miscellaneous electric and nonelectric lighting equipment, incl parts and accessories.....	10	830524	6.3	0.1	0.0	0.0	0.0	0.0
Ammunition, except for small arms.....	10	85	5.9	1.5	0.0	-0.3	0.0	0.0
Ammunition, except for small arms.....	10	8501	5.9	1.5	0.0	-0.3	0.0	0.0
Ammunition, except for small arms.....	10	850101	5.9	1.5	0.0	-0.3	0.0	0.0
Ordnance and ordnance accessories, n.e.c.....	10	86	6.0	0.0	0.0	0.0	0.5	0.0
Ordnance and ordnance accessories, n.e.c.....	10	8601	6.0	0.0	0.0	0.0	0.5	0.0
Ordnance and ordnance accessories, n.e.c.....	10	860101	6.0	0.0	0.0	0.0	0.5	0.0
Fabricated ferrous wire products.....	10	88	2.4	0.8	-0.8	-1.1	-0.3	-0.4
Ferrous wire rope, cable, forms and strand.....	10	8801	-0.3	-1.6	-0.5	-3.9	0.5	0.5
Ferrous wire rope, cable, forms and strand.....	10	880101	-0.3	-1.6	-0.5	-3.9	0.5	0.5
Ferrous wire cloth, other woven wire products.....	10	8807	7.1	0.8	0.0	0.0	0.0	1.2
Ferrous wire cloth, other woven wire products.....	10	880701	7.1	0.8	0.0	0.0	0.0	1.2
Other fabricated ferrous wire products.....	10	8809	3.6	2.3	-1.2	0.2	-0.7	-0.8
Steel fencing and fence gates.....	10	880993	-7.4	-3.4	-1.8	0.5	-5.4	0.2
Other fabricated ferrous wire products, n.e.c.....	10	880996	6.1	3.8	-1.1	0.2	0.0	-0.9
Steel nails, staples, tacks, spikes and brads.....	10	8812	5.0	0.0	0.0	0.1	-0.2	0.1
Steel nails, staples, tacks, spikes and brads.....	10	881201	5.0	0.0	0.0	0.1	-0.2	0.1
Other miscellaneous metal products.....	10	89	7.3	0.6	1.3	0.0	-0.1	1.2
Wire springs.....	10	8904	32.1	8.1	-0.9	-0.4	-0.4	-0.5
Precision mechanical wire springs.....	10	890424	17.4	0.5	0.4	0.1	0.5	-0.3
Precision mechanical extension- and torsion-type wire springs.....	10	8904241	12.2	1.4	-0.3	-0.3	-0.2	-0.7
Precision mechanical compression-type springs.....	10	8904242	20.1	0.1	0.8	0.2	1.0	-0.1
Other metal products.....	10	8905	6.7	-0.1	1.4	0.0	-0.3	1.2
Automotive job stampings.....	10	890507	6.4	0.1	4.0	0.0	-0.4	-0.5
Precision turned products, automotive.....	10	890521	8.0	-0.5	0.0	0.0	0.0	8.5
Precision turned products, except automotive.....	10	890522	17.8	0.0	0.3	0.0	0.1	4.6
Metal powders, paste, and flake.....	10	890564	-4.1	0.0	0.0	0.0	-3.4	0.7
Powder metallurgy parts, except bearings, gears, etc.....	10	890571	-	-1.6	-0.3	0.0	-0.1	-
Other fabricated metal products.....	10	890589	1.0	-0.4	-0.5	0.1	0.7	-1.1
Metal stampings n.e.c.....	10	8907	-0.9	0.1	-2.6	-0.2	0.5	2.4
Metal job stampings, except automotive.....	10	890701	-1.8	0.5	-3.2	-0.2	1.1	1.1
Recreational vehicle metal job stamping.....	10	8907011	-	0.6	-15.4	0.0	2.1	-
Motor and generator metal job stamping.....	10	8907012	-12.3	-5.3	0.0	0.0	-3.9	0.0
Other metal job stampings.....	10	8907013	6.3	0.9	0.0	-0.3	2.0	0.0
Metal foil and leaf.....	10	8908	17.6	10.3	0.0	0.0	2.6	0.0

See footnotes at end of table.

Table 7. Producer price index percentage changes for commodity and service groupings and individual items, not seasonally adjusted — Continued
[February 2023]

Title	Commodity code		Unadjusted 12-month percent change ¹	Unadjusted 1-month percent change ¹				
	Group code	Item code		Feb. 2022 to Feb. 2023 ^P	Sept. to Oct.	Oct. to Nov. ^P	Nov. to Dec. ^P	Dec. to Jan. ^P
Flexible packaging foil.....	10	890811	17.6	10.3	0.0	0.0	2.6	0.0
Heavy gauge springs.....	10	8909	36.8	0.0	34.9	-0.6	0.1	-0.7
Cold formed steel springs, except wire.....	10	890913	69.7	0.0	69.5	-0.1	0.1	0.0
Machinery and equipment.....	11	—	7.9	0.5	0.3	0.2	1.3	0.2
Agricultural machinery and equipment.....	11	1	9.7	2.0	-0.1	0.0	-0.1	-0.4
Agricultural machinery and equipment.....	11	14	9.7	2.0	-0.1	0.0	-0.1	-0.4
Commercial turf and grounds care equipment, including parts and attachments.....	11	1401	8.4	0.5	0.5	0.0	-0.8	0.2
Commercial turf and grounds care equipment, including parts and attachments.....	11	140111	8.4	0.5	0.5	0.0	-0.8	0.2
Farm plows, harrows, rollers, pulverizers, etc., and attachments.....	11	1402	22.9	0.0	0.0	0.0	0.0	0.0
Farm plows, harrows, rollers, pulverizers, etc., and attachments.....	11	140211	22.9	0.0	0.0	0.0	0.0	0.0
Farm dairy equipment, sprayers and dusters, farm blowers, and attachments.....	11	1404	8.0	0.0	-0.3	0.0	0.8	0.0
Farm dairy equipment, sprayers and dusters, farm blowers, and attachments.....	11	140411	8.0	0.0	-0.3	0.0	0.8	0.0
Planting, seeding, and fertilizing machinery and attachments.....	11	1405	12.1	1.2	0.0	1.0	1.1	0.7
Planting, seeding, and fertilizing machinery and attachments.....	11	140511	12.1	1.2	0.0	1.0	1.1	0.7
Harvesting machinery (except hay and straw) and attachments.....	11	1406	16.1	6.7	0.0	0.0	0.0	0.0
Harvesting machinery (except hay and straw) and attachments.....	11	140611	16.1	6.7	0.0	0.0	0.0	0.0
Haying machinery and attachments.....	11	1407	10.1	0.0	0.1	0.0	-1.0	0.0
Haying machinery and attachments.....	11	140711	10.1	0.0	0.1	0.0	-1.0	0.0
All other farm machinery and equipment, excluding parts, including attachments.....	11	1408	-1.1	-0.3	-0.7	-0.6	-0.5	-1.9
All other farm machinery and equipment, excluding parts, including attachments.....	11	140811	-1.1	-0.3	-0.7	-0.6	-0.5	-1.9
Parts for farm machinery, for sale separately.....	11	1409	7.6	0.4	0.1	-0.3	0.1	1.4
Parts for farm machinery, for sale separately.....	11	140911	7.6	0.4	0.1	-0.3	0.1	1.4
Construction machinery and equipment.....	11	2	12.0	0.0	0.2	0.0	3.4	0.4
Tractors and attachments, ex. parts.....	11	2A	11.8	-0.7	-0.7	0.0	5.1	0.7
Construction machinery for mounting (excluding parts, winches, snow clearing attachments).....	11	2A03	18.6	0.0	0.0	0.0	10.7	0.0
Construction machinery for mounting (excluding parts, winches, snow clearing attachments).....	11	2A0302	18.6	0.0	0.0	0.0	10.7	0.0
Tractor shovel loaders (skid steer, wheel, crawler, and integral design backhoes).....	11	2A04	15.9	0.1	0.1	0.0	5.1	0.3
Tractor shovel loaders (skid steer, wheel, crawler, and integral design backhoes).....	11	2A0406	15.9	0.1	0.1	0.0	5.1	0.3
Construction wheel and crawler tractors, dozers, self-propelled log skidders, etc.....	11	2A05	7.0	-1.4	-1.3	0.0	2.4	1.9
Construction wheel and crawler tractors, dozers, self-propelled log skidders, etc.....	11	2A0501	7.0	-1.4	-1.3	0.0	2.4	1.9
Power cranes, draglines, & shovels (excavators) (incl. surface mining equipment) (excl. parts).....	11	2B	15.8	0.3	0.1	0.0	4.6	0.0
Power cranes, draglines, & shovels (excavators) (incl. surface mining equip.) (excluding parts).....	11	2B05	15.8	0.3	0.1	0.0	4.6	0.0
Power cranes, draglines, & shovels (excavators) (incl. surface mining equip.) (excluding parts).....	11	2B0504	15.8	0.3	0.1	0.0	4.6	0.0
Mixers, pavers, and related equipment (excluding parts).....	11	2C	21.4	0.0	1.3	0.0	5.8	0.0
Mixers, pavers, and related equipment (excluding parts).....	11	2C01	21.4	0.0	1.3	0.0	5.8	0.0
Mixers, pavers, and related equipment (excluding parts).....	11	2C0109	21.4	0.0	1.3	0.0	5.8	0.0
Off-highway, equipment, ex. parts.....	11	2D	14.7	0.7	0.3	0.0	4.0	0.0
Off-highway trucks, haulers, truck-type tractor chassis, trailers, etc. (excluding parts).....	11	2D02	12.7	1.9	0.3	0.0	3.7	0.0
Off-highway trucks, haulers, truck-type tractor chassis, trailers, etc. (excluding parts).....	11	2D0201	12.7	1.9	0.3	0.0	3.7	0.0
Graders, rollers & compactors, rough-terrain forklifts, scrapers, trenchers, etc. (excl. parts).....	11	2D03	16.0	0.0	0.4	0.0	4.3	0.0
Graders, rollers & compactors, rough-terrain forklifts, scrapers, trenchers, etc. (excl. parts).....	11	2D0301	16.0	0.0	0.4	0.0	4.3	0.0
Misc. construction machinery and equipment.....	11	2J	7.8	0.0	0.7	0.0	0.7	0.7
Winches, aerial work platforms, and automotive wrecker hoists, including parts and attachments.....	11	2J01	10.2	0.1	0.0	0.0	1.6	1.6
Winches, aerial work platforms, and automotive wrecker hoists, including parts and attachments.....	11	2J0101	10.2	0.1	0.0	0.0	1.6	1.6
Other construction machinery and equipment (excluding parts).....	11	2J03	5.7	0.0	1.6	0.0	0.0	0.0
Other construction machinery and equipment (excluding parts).....	11	2J0301	5.7	0.0	1.6	0.0	0.0	0.0
Parts for construction machinery and equipment, sold separately.....	11	2K	9.8	1.1	0.7	0.3	0.6	0.0

See footnotes at end of table.

Table 7. Producer price index percentage changes for commodity and service groupings and individual items, not seasonally adjusted — Continued
 [February 2023]

Title	Commodity code		Unadjusted 12-month percent change ¹	Unadjusted 1-month percent change ¹				
	Group code	Item code		Feb. 2022 to Feb. 2023 ^P	Sept. to Oct.	Oct. to Nov. ^P	Nov. to Dec. ^P	Dec. to Jan. ^P
Parts for construction machinery and equipment, sold separately.....	11	2K01	9.8	1.1	0.7	0.3	0.6	0.0
Parts for cranes, draglines, and shovels (including surface mining equipment) (sold separately).....	11	2K0101	12.4	3.3	0.0	0.0	0.0	0.0
Parts for off-highway wheel tractors and shovel loaders (sold separately).....	11	2K0102	11.1	0.0	5.6	0.0	0.5	0.0
Parts for other construction machinery (sold separately).....	11	2K0103	8.0	0.1	-0.4	0.6	1.0	0.0
Metalworking machinery and equipment.....	11	3	7.3	0.6	0.4	0.5	0.6	0.3
Power-driven handtools, including parts and attachments.....	11	32	8.6	4.0	0.0	0.0	0.8	0.0
Power-driven handtools, including parts and attachments.....	11	3211	8.6	4.0	0.0	0.0	0.8	0.0
Power-driven handtools, including parts and attachments.....	11	321101	8.6	4.0	0.0	0.0	0.8	0.0
Power-driven handtools, pneumatic, hydraulic, and powder-actuated.....	11	3211011	7.1	3.0	0.0	0.0	1.4	0.0
Power-driven handtools, electric (except battery powered), including parts.....	11	3211014	9.7	4.6	0.0	0.0	0.0	0.0
Welding machines and equipment.....	11	33	6.3	-0.8	0.2	0.0	0.7	0.0
Arc welding machines, components, and accessories, excluding electrodes and stud welding equip.....	11	3301	10.3	0.0	0.0	0.0	0.0	0.0
Arc welding machines, components, and accessories, excluding electrodes and stud welding equip.....	11	330175	10.3	0.0	0.0	0.0	0.0	0.0
Resistance welders, components, accessories, and electrodes.....	11	3302	-	0.0	0.0	0.0	3.5	-
Resistance welders, components, accessories, and electrodes.....	11	330276	-	0.0	0.0	0.0	3.5	-
Gas welding and cutting equipment, parts, attachments, and accessories.....	11	3304	6.2	0.0	0.0	0.0	3.0	0.1
Gas welding and cutting equipment, parts, attachments, and accessories.....	11	330461	6.2	0.0	0.0	0.0	3.0	0.1
Other welding equipment, components, and accessories (excluding arc, resistance, and gas).....	11	3306	8.3	0.0	0.0	0.0	1.8	0.2
Other welding equipment, components, and accessories (excluding arc, resistance, and gas).....	11	330629	8.3	0.0	0.0	0.0	1.8	0.2
Industrial process furnaces and ovens.....	11	34	9.5	0.0	0.3	0.7	0.4	0.5
Industrial process furnaces and ovens, except parts and attachments.....	11	3407	9.1	0.0	0.4	0.8	0.5	0.9
Industrial process furnaces and ovens, except parts and attachments.....	11	340711	9.1	0.0	0.4	0.8	0.5	0.9
Parts and attachments for industrial process furnaces and ovens.....	11	3409	10.4	0.0	0.0	0.5	0.2	-0.6
Parts and attachments for industrial process furnaces and ovens.....	11	340901	10.4	0.0	0.0	0.5	0.2	-0.6
Cutting tools and accessories.....	11	35	4.8	0.4	0.5	1.0	0.6	0.0
Small cutting tools.....	11	3501	4.4	0.5	0.7	1.4	0.5	0.1
End mills and milling cutters.....	11	350144	5.9	1.0	0.6	0.8	1.3	0.4
Threading tools, including blanks, tips and inserts.....	11	350145	-0.5	0.0	0.2	0.0	0.5	0.0
Carbon and high-speed steel, shank, solid, tipped carbide twist drills.....	11	350146	3.7	0.0	0.0	0.0	0.0	0.0
Taps, carbide indexable, and throwaway inserts for machine tools.....	11	350147	7.4	3.7	0.0	0.0	0.6	0.0
Other cutting tools for machine tools, excluding tips and blanks.....	11	350149	4.4	0.0	1.0	2.1	0.4	0.0
Other machine tool attachments and accessories.....	11	3505	7.3	0.8	0.2	0.0	1.6	0.0
Other machine tool attachments and accessories.....	11	350501	7.3	0.8	0.2	0.0	1.6	0.0
Abrasive products.....	11	36	10.2	0.9	1.8	0.3	0.5	0.4
Nonmetallic sized grains, powders, and flour abrasives (incl. graded only).....	11	3601	12.0	0.1	0.0	0.0	0.0	0.0
Nonmetallic sized grains, powders, and flour abrasives (incl. graded only).....	11	360105	12.0	0.1	0.0	0.0	0.0	0.0
Nonmetallic abrasive products (including diamond abrasives).....	11	3603	14.7	1.5	4.1	0.1	0.5	1.0
Nonmetallic abrasive products (including diamond abrasives).....	11	360311	14.7	1.5	4.1	0.1	0.5	1.0
Nonmetallic coated abrasive products and buffing wheels, polishing wheels, and laps.....	11	3605	10.1	1.6	2.2	0.0	0.0	0.2
Nonmetallic coated abrasive products and buffing wheels, polishing wheels, and laps.....	11	360505	10.1	1.6	2.2	0.0	0.0	0.2
Metal cutting machine tools.....	11	37	3.9	0.3	0.6	0.0	0.3	1.1
Other metal-cutting machine tools.....	11	3720	1.5	0.0	0.8	0.0	0.0	0.0
Other metal-cutting machine tools.....	11	372041	1.5	0.0	0.8	0.0	0.0	0.0
Metal machining centers.....	11	3721	5.9	0.0	1.0	0.0	0.0	4.8
Metal machining centers.....	11	372121	5.9	0.0	1.0	0.0	0.0	4.8
Rebuilt metal-cutting machine tools and parts for metal-cutting machine tools.....	11	3753	9.0	1.0	0.0	0.0	1.1	0.0
Rebuilt metal-cutting machine tools and parts for metal-cutting machine tools.....	11	375311	9.0	1.0	0.0	0.0	1.1	0.0
Metal forming machine tools.....	11	38	6.6	0.0	0.0	0.1	0.0	0.1
Metal-forming machine tools (except rebuilt and parts).....	11	3826	7.5	0.0	0.0	0.0	0.0	0.0
Metal punching and shearing (power & manual), and bending and forming machines (power only).....	11	382611	5.3	0.0	0.0	0.0	0.0	0.0

See footnotes at end of table.

Table 7. Producer price index percentage changes for commodity and service groupings and individual items, not seasonally adjusted — Continued
[February 2023]

Title	Commodity code		Unadjusted 12-month percent change ¹	Unadjusted 1-month percent change ¹				
	Group code	Item code		Feb. 2022 to Feb. 2023 ^P	Sept. to Oct.	Oct. to Nov. ^P	Nov. to Dec. ^P	Dec. to Jan. ^P
Metalworking presses (except forging and die-stamping presses).....	11	382631	4.4	0.0	0.0	0.0	0.0	0.0
Rebuilt metal-forming machine tools and parts for metal-forming machine tools.....	11	3852	2.9	0.0	0.0	0.3	0.0	0.2
Rebuilt metal-forming machine tools and parts for metal-forming machine tools.....	11	385205	2.9	0.0	0.0	0.3	0.0	0.2
Tools, dies, jigs, fixtures & ind. molds.....	11	39	7.5	0.6	0.2	0.2	1.3	0.3
Special tools, dies, jigs, and fixtures.....	11	3901	4.8	0.3	0.1	0.2	0.3	0.5
Special tools, dies, jigs, and fixtures.....	11	390135	4.8	0.3	0.1	0.2	0.3	0.5
Jigs and fixtures, including parts.....	11	3901351	6.4	0.7	0.3	0.3	0.3	1.0
Metalworking dies and die sets.....	11	3901353	3.6	0.1	0.0	0.2	0.3	0.7
Standard punches, industrial prototypes, die parts & other special tooling for dies.....	11	3901357	5.3	0.0	0.0	0.0	0.3	0.0
Industrial molds and mold boxes.....	11	3903	11.6	1.0	0.3	0.2	2.9	0.0
Industrial injection-type molds made of metal for plastics.....	11	390312	3.1	0.0	0.2	0.0	0.1	0.0
Other industrial molds and mold boxes.....	11	390331	16.4	1.5	0.3	0.4	4.5	0.0
Metalworking machinery n. e. c.....	11	3A	7.4	0.1	0.0	0.0	-1.5	0.3
Other metalworking machinery.....	11	3A02	7.3	0.4	0.0	0.0	0.0	1.0
Other metalworking machinery.....	11	3A0201	7.3	0.4	0.0	0.0	0.0	1.0
General purpose machinery and equipment.....	11	4	10.4	0.5	0.5	0.2	1.2	0.3
Pumps, compressors, and equipment.....	11	41	12.8	0.9	0.6	0.0	2.1	0.1
Industrial pumps, except hydraulic fluid power pumps.....	11	4102	13.1	1.6	0.0	0.0	4.5	0.0
Industrial pumps, except hydraulic fluid power pumps.....	11	410212	13.1	1.6	0.0	0.0	4.5	0.0
Parts and attachments for air and gas compressors and vacuum pumps.....	11	4107	25.1	1.7	0.2	0.0	0.6	0.1
Parts and attachments for air and gas compressors, ex. refrigeration, ice making, & a/c.....	11	410701	25.1	1.7	0.2	0.0	0.6	0.1
Domestic water systems.....	11	4113	8.0	2.4	0.0	0.0	4.0	0.0
Domestic water systems.....	11	411311	8.0	2.4	0.0	0.0	4.0	0.0
Air and gas compressors and vacuum pumps.....	11	4115	16.0	0.7	1.4	0.0	0.9	0.2
Air and gas compressors and vacuum pumps.....	11	411501	16.0	0.7	1.4	0.0	0.9	0.2
Other pumps, including parts and attachments.....	11	4119	7.3	0.3	0.4	0.1	0.4	0.3
Parts and attachments for pumps.....	11	411911	6.5	0.5	0.0	0.3	0.6	0.1
All other pumps, including domestic sump, oil well, and oil field pumps.....	11	411915	7.6	0.3	0.5	0.0	0.3	0.4
Oil-well and oil-field pumps.....	11	4119153	-	-	-	-	-	0.0
Other pumps, except automotive circulating pumps, and measuring & dispensing pumps.....	11	4119155	8.4	0.4	0.9	0.0	0.3	0.5
Elevators, escalators, and other lifts.....	11	42	2.9	0.8	-0.1	0.0	0.6	0.0
Elevators and moving stairways.....	11	4201	2.9	0.6	0.0	0.0	0.6	0.0
Elevators and moving stairways.....	11	420112	2.9	0.6	0.0	0.0	0.6	0.0
Parts and attachments for elevators and moving stairs (sold separately).....	11	4202	2.6	1.4	-0.6	0.0	0.2	-0.2
Parts and attachments for elevators and moving stairs (sold separately).....	11	420221	2.6	1.4	-0.6	0.0	0.2	-0.2
Fluid power equipment.....	11	43	9.5	0.1	0.4	0.2	1.8	0.6
Fluid power pumps and parts.....	11	4301	8.4	0.0	0.3	0.6	0.1	2.9
Nonaerospace-type reciprocating fluid power pumps.....	11	430112	16.0	0.0	0.7	0.7	0.0	7.4
Nonaerospace-type rotary and other fluid power pumps.....	11	430113	-	0.0	0.0	-	-	-
Nonaerospace-type fluid power motors.....	11	430115	7.1	0.0	0.0	0.6	0.9	0.0
Parts for fluid power pumps, motors, and hydrostatic transmissions.....	11	430119	5.7	0.0	0.0	0.7	-0.3	0.0
Fluid power valves.....	11	4302	3.4	0.1	0.2	0.3	0.1	0.0
Fluid power valves.....	11	430201	3.4	0.1	0.2	0.3	0.1	0.0
Nonaerospace type hydraulic directional control valves.....	11	4302013	5.9	0.0	0.6	1.6	0.2	0.0
Nonaerospace type pneumatic directional control valves.....	11	4302015	5.2	0.2	0.4	0.5	1.3	0.0
Aerospace type fluid power valves.....	11	430201A	0.4	0.0	0.2	-0.1	-0.1	0.0
Fluid power cylinders, actuators, accumulators, cushions, & parts.....	11	4303	10.7	0.3	0.7	0.2	0.8	0.1
Non-aerospace hydraulic & all aerospace-type fluid power cylinders.....	11	430312	10.2	0.0	0.9	0.3	0.9	0.2
Non-aerospace pneumatic fluid power cylinders.....	11	430313	2.9	0.0	0.0	0.0	0.8	0.0
Parts for hydraulic & pneumatic cylinders and actuators.....	11	430315	19.6	1.9	0.5	0.0	0.4	0.0
Fluid power hose and tube fittings.....	11	4304	15.6	0.0	0.0	0.0	6.3	0.3
Fluid power hose and tube fittings.....	11	430406	15.6	0.0	0.0	0.0	6.3	0.3
Nonaerospace type flared (metal) fittings, couplings, and assemblies.....	11	4304062	9.9	0.0	0.0	0.0	0.9	0.1
Parts for fluid power valves.....	11	4305	5.2	-0.2	0.0	0.0	0.2	-0.9
Parts for fluid power valves.....	11	430501	5.2	-0.2	0.0	0.0	0.2	-0.9
Industrial material handling equipment.....	11	44	10.7	0.3	1.6	0.1	1.6	0.6
Conveying equipment, except parts and accessories.....	11	4402	10.1	0.2	0.5	0.2	2.8	0.1

See footnotes at end of table.

Table 7. Producer price index percentage changes for commodity and service groupings and individual items, not seasonally adjusted — Continued
[February 2023]

Title	Commodity code		Unadjusted 12-month percent change ¹	Unadjusted 1-month percent change ¹				
	Group code	Item code		Feb. 2022 to Feb. 2023 ^P	Sept. to Oct.	Oct. to Nov. ^P	Nov. to Dec. ^P	Dec. to Jan. ^P
Unit handling conveyors and conveying systems.....	11	440212	4.7	0.3	0.0	0.2	0.0	0.0
Unit handling gravity and trolley conveyors and conveying systems... ..	11	4402122	2.5	1.4	0.0	0.0	0.0	0.0
All other unit handling conveyors, including tow, belt, roller, pneumatic, portable, etc.....	11	4402124	5.2	0.1	0.0	0.3	0.0	0.0
Bulk material handling conveyors and conveying systems.....	11	440216	17.3	0.1	0.9	0.1	6.9	0.2
Industrial trucks, trailers, and stackers.....	11	4403	10.9	0.4	2.6	0.0	0.9	0.9
Industrial trucks, tractors, mobile straddle carriers & cranes, & automatic stacking machines.....	11	44035	11.4	0.5	3.1	0.0	0.4	1.0
Work trucks with lifting & handling equipment, riding, electric, self-propelled.....	11	440353	14.7	0.1	6.5	0.0	-0.4	0.0
Work trucks with lifting & handling equipment, non-riding electric or any non-electric.....	11	440356	7.3	1.1	2.0	0.0	0.1	0.0
Work trucks not fitted with lifting & handling equipment, electric or non-electric.....	11	440357	10.6	0.3	0.1	0.0	0.9	1.9
Bulk powered material moving equipment, dock boards, and metal pallets and skids.....	11	440358	3.9	0.0	0.1	0.0	-0.5	0.0
Parts and attachments for industrial trucks and tractors.....	11	440378	7.4	0.0	0.0	0.0	2.9	0.3
Hoists, overhead cranes, and monorail systems.....	11	4404	12.8	0.0	0.5	0.0	0.0	1.6
Hoists and parts and attachments for hoists (sold separately).....	11	440481	13.9	0.0	1.7	0.0	0.0	2.1
Overhead traveling cranes and monorail systems, including parts and attachments sold separately.....	11	440485	11.7	0.0	-0.2	0.0	0.0	1.0
Parts and accessories for conveyors and conveying systems.....	11	4406	9.2	0.4	0.1	0.0	2.7	0.0
Parts and accessories for unit handling conveyors and conveying systems.....	11	440601	5.6	0.2	-0.1	0.0	0.2	0.0
Parts and accessories for bulk material handling conveyors and conveying systems.....	11	440602	11.4	0.6	0.3	0.0	4.1	0.0
Mechanical power transmission equipment.....	11	45	12.7	0.6	1.6	0.8	1.0	-0.1
Speed changers, drives, gears.....	11	4501	14.1	-0.1	3.4	1.4	0.3	0.0
Loose gear, pinions and racks.....	11	450108	13.7	-	-	-	-	0.0
Speed changers and industrial high speed drives & parts other than loose gearing.....	11	450117	14.4	0.1	5.2	1.3	0.6	0.0
Other power transmission equipment.....	11	4502	11.1	1.4	-0.1	0.1	1.3	-0.2
Mechanical power transmission equipment, excl. speed changers, drives, & gears.....	11	450212	11.3	1.9	-0.1	0.1	1.4	-0.3
Scales and balances.....	11	46	8.7	0.2	1.4	0.8	1.3	0.6
Vehicle and industrial scales.....	11	4611	8.9	0.3	2.2	0.6	0.5	0.2
Vehicle and industrial scales.....	11	461101	8.9	0.3	2.2	0.6	0.5	0.2
Motor truck and railroad track scales.....	11	4611011	4.3	0.0	1.9	0.1	0.5	0.0
Industrial scales (including automatic checkweigher and bulkweigher scales).....	11	4611012	14.0	0.8	2.8	1.5	0.8	0.7
Miscellaneous non-vehicle scales (crane, susp., tank, hopper, measuring dev, lab, bulk conveyer).....	11	4611013	11.0	-	-	-	-	0.0
Retail, commercial, household, and mailing scales and balances.....	11	4612	7.9	0.0	0.1	0.4	6.8	0.0
Retail, commercial, household, and mailing scales and balances.....	11	461201	7.9	0.0	0.1	0.4	6.8	0.0
Parts, attachments, and accessories for scales and balances.....	11	4613	11.3	0.3	0.9	1.3	0.5	3.3
Parts, attachments, and accessories for scales and balances.....	11	461301	11.3	0.3	0.9	1.3	0.5	3.3
Air purification equipment and industrial and commercial fans and blowers... ..	11	47	7.8	1.2	-0.2	0.2	0.8	0.6
Fan, blower, air purification equipment.....	11	4701	7.8	1.2	-0.2	0.2	0.8	0.6
Dust collection and other air purification equipment for cleaning incoming air.....	11	470143	10.2	0.5	-0.6	0.8	1.7	1.7
Air filters for air-conditioners and furnaces, etc., of 2400 CFM or less, except parts.....	11	4701431	10.2	0.9	-0.7	1.3	3.3	-0.2
Other dust collection and air purification equipment, except parts.....	11	4701432	11.7	0.1	0.0	0.0	0.4	8.1
Parts for dust collection and air purification equipment.....	11	4701433	8.1	0.0	-0.9	0.0	-0.4	0.0
Industrial and commercial fans and blowers.....	11	470145	10.0	2.9	-0.1	0.0	0.4	-0.1
Centrifugal blower filter units, and classes I-IV centrifugal fans, except parts.....	11	4701452	13.9	0.6	0.0	0.1	2.2	0.0
Other centrifugal fans and blowers, except parts.....	11	4701453	7.8	6.1	-0.2	-0.1	0.0	0.0
Axial fans and industrial propeller fans, except parts.....	11	4701457	11.6	0.1	0.0	0.0	0.0	0.0
Power roof ventilators, except parts.....	11	4701458	13.9	0.0	0.0	0.0	0.0	0.0
Parts and accessories for fans and blowers.....	11	4701459	0.3	-1.9	0.0	0.0	0.0	-1.3
Air conditioning and refrigeration equip.....	11	48	10.7	0.2	-0.5	0.5	0.4	-0.1
Unitary air-conditioners, except air source heat pumps.....	11	4802	9.9	-2.1	-1.4	1.3	0.1	-0.8
Unitary air-conditioners, except air source heat pumps.....	11	480222	9.9	-2.1	-1.4	1.3	0.1	-0.8
Commercial refrigeration equipment.....	11	4803	15.5	1.7	0.5	0.0	0.4	0.0
Commercial refrigeration equipment.....	11	480331	15.5	1.7	0.5	0.0	0.4	0.0
All other miscellaneous refrigeration and air-conditioning equipment.....	11	4806	11.4	0.0	0.0	0.0	1.6	0.0
All other miscellaneous refrigeration and air-conditioning equipment.....	11	480631	11.4	0.0	0.0	0.0	1.6	0.0
Heat transfer equipment, including heat pumps.....	11	4807	9.7	1.2	-0.6	0.5	0.4	0.2

See footnotes at end of table.

Table 7. Producer price index percentage changes for commodity and service groupings and individual items, not seasonally adjusted — Continued
[February 2023]

Title	Commodity code		Unadjusted 12-month percent change ¹	Unadjusted 1-month percent change ¹				
	Group code	Item code		Feb. 2022 to Feb. 2023 ^P	Sept. to Oct.	Oct. to Nov. ^P	Nov. to Dec. ^P	Dec. to Jan. ^P
Heat transfer equipment, except dehumidifiers	11	480732	11.6	0.7	-0.4	0.5	0.6	0.0
Heat pumps	11	480734	1.7	3.7	-1.4	0.5	-1.0	1.3
Parts and accessories for air conditioning and heat transfer equipment. ...	11	4809	11.5	-0.3	-0.1	0.0	0.5	0.9
Parts and accessories for air conditioning and heat transfer equipment	11	480901	11.5	-0.3	-0.1	0.0	0.5	0.9
Refrigeration condensing units	11	4815	11.6	-0.2	0.2	0.2	0.2	0.3
Refrigeration condensing units	11	481511	11.6	-0.2	0.2	0.2	0.2	0.3
Miscellaneous general purpose equipment	11	49	9.4	0.5	0.6	0.2	0.9	0.5
Metal valves, except fluid power	11	4902	11.3	0.8	1.1	0.0	0.9	0.0
Gates, globes, angles, and checks	11	490201	11.2	0.0	0.4	0.0	1.2	0.0
Gates, globes, angles, straightway (Y-type) checks, stop & check, 3- & 4-way, etc.	11	4902011	8.3	0.0	0.0	0.0	2.3	0.0
Industrial valves for water works and municipal equipment	11	4902012	-	0.1	1.2	0.0	0.4	0.0
Industrial ball valves, incl. manual and power operated	11	490202	-	0.3	2.3	-0.1	-	-
Industrial butterfly valves, incl. manual and power operated	11	490203	11.8	0.0	2.3	0.0	1.8	0.0
Industrial plug valves	11	490204	15.7	0.0	5.2	0.0	0.0	0.0
Plumbing and heating valves and specialties, except plumbers' brass goods	11	490205	-	0.0	0.0	0.0	-	-
Other industrial valves, including nuclear	11	490209	11.5	0.0	0.2	0.0	0.5	0.0
Automatic regulating and control valves	11	490211	9.3	7.0	0.2	0.0	0.0	0.0
Metal pipe fittings, flanges, and unions	11	4903	16.7	1.3	0.1	0.0	0.2	3.4
Metal pipe fittings, flanges, and unions	11	490301	16.7	1.3	0.1	0.0	0.2	3.4
Ball and roller bearings	11	4905	6.3	-0.2	0.5	0.0	0.1	-0.1
Ball bearings, complete, unmounted	11	490531	5.1	0.0	1.0	0.3	0.0	0.0
Mounted bearings, except plain	11	490534	9.1	0.0	2.1	-0.9	0.5	0.0
Parts and components for ball and roller bearings, incl. balls and rollers	11	490535	-1.0	-1.4	-0.3	0.4	-0.7	-1.3
Tapered roller bearings (including cups & cones), unmounted	11	490537	-	0.0	0.0	0.0	0.0	-
Other roller bearings, unmounted	11	490538	4.2	0.0	0.0	0.0	0.5	0.0
Industrial patterns	11	4907	4.8	2.1	0.0	0.0	0.0	0.0
Industrial patterns	11	490701	4.8	2.1	0.0	0.0	0.0	0.0
Filters and strainers	11	4908	5.8	-0.2	-0.2	0.3	2.7	0.3
Filters and strainers, except fluid power	11	490805	7.7	-0.2	-0.3	0.4	4.6	0.5
Industrial filters and strainers and reusable media, except fluid power	11	4908051	8.3	-0.3	-0.4	0.5	5.5	0.6
Nonreusable media for filters and strainers, except fluid power	11	4908052	3.0	0.0	0.6	0.0	0.0	0.0
Parts and accessories for filters and strainers, except fluid power. ...	11	4908053	13.9	1.6	0.1	0.0	2.7	0.0
Other miscellaneous general purpose equipment	11	4911	7.2	0.1	0.5	0.7	1.1	0.3
Other miscellaneous general purpose equipment	11	491102	7.0	0.1	0.6	0.8	1.1	0.3
Electronic computers and computer equipment	11	5	3.7	-0.2	0.0	1.0	1.7	0.3
Electronic computers	11	51	2.8	-0.5	-3.1	2.1	2.4	0.8
Electronic computers	11	5101	2.8	-0.5	-3.1	2.1	2.4	0.8
Personal computers and workstations (excluding portable computers) ...	11	510114	3.0	-0.1	-1.7	3.0	1.2	-1.0
Portable computers, laptops, tablets and other single user computers ...	11	510115	-4.7	-1.3	-0.6	0.5	-0.3	0.8
Host computers, multiusers (mainframes, UNIX and PC servers)	11	510116	2.4	-0.6	-4.0	2.1	2.8	1.1
Computer storage devices	11	52	2.5	-0.3	2.6	1.1	-1.4	0.0
Computer storage devices (except parts, attachments and accessories) ...	11	5201	2.1	-0.4	3.2	0.0	-1.4	0.0
Computer storage devices (except parts, attachments and accessories)	11	520101	2.1	-0.4	3.2	0.0	-1.4	0.0
Computer peripheral equipment and parts	11	54	4.4	0.1	-0.2	0.2	3.5	-0.1
Parts, attachments, and accessories for computer terminals and peripherals	11	5405	-	-	-	-	-	0.0
Parts, attachments, and accessories for computer terminals and peripherals	11	540501	-	-	-	-	-	0.0
Computer terminals (including POS and funds-transfer devices) and other computer peripherals	11	5406	1.4	0.1	-0.2	0.2	0.1	-0.1
Computer terminals (including POS and funds-transfer devices) and other computer peripherals	11	540602	1.4	0.1	-0.2	0.2	0.1	-0.1
Special industry machinery and equipment	11	6	10.7	0.1	0.3	0.2	1.1	1.2
Food products machinery	11	61	11.6	0.5	0.4	0.5	2.4	0.0
Dairy and milk products plant machinery and equipment	11	6101	-	0.0	0.0	0.2	0.0	-
Dairy and milk products plant machinery and equipment	11	610111	-	0.0	0.0	0.2	0.0	-
Commercial food products machinery (except packaging and cooking equipment)	11	6104	12.8	0.6	1.0	0.9	3.5	0.0
Commercial food products machinery (except packaging and cooking equipment)	11	610409	12.8	0.6	1.0	0.9	3.5	0.0

See footnotes at end of table.

Table 7. Producer price index percentage changes for commodity and service groupings and individual items, not seasonally adjusted — Continued
[February 2023]

Title	Commodity code		Unadjusted 12-month percent change ¹	Unadjusted 1-month percent change ¹				
	Group code	Item code		Feb. 2022 to Feb. 2023 ^P	Sept. to Oct.	Oct. to Nov. ^P	Nov. to Dec. ^P	Dec. to Jan. ^P
Industrial food products machinery for processing foods, beverages, & animal & fowl feed.....	11	6105	10.0	0.7	-0.1	0.2	1.8	0.0
Industrial food products machinery for processing foods, beverages, & animal & fowl feed.....	11	610501	10.0	0.7	-0.1	0.2	1.8	0.0
Other industrial food and feed machinery.....	11	6105012	9.8	0.0	0.0	0.2	0.3	0.0
Machinery for sorting, grading, and cleaning fruits, vegetables, eggs, and for processing meat.....	11	6105013	10.1	2.4	0.0	0.0	3.1	0.0
Parts and attachments for industrial food and feed products machinery.....	11	6105014	6.2	0.0	-0.4	0.4	-0.3	0.0
Textile machinery and equipment.....	11	62	0.2	0.0	-0.1	0.0	0.0	0.0
Textile machinery (except parts, attachments, and accessories).....	11	6212	0.3	0.0	-0.1	0.0	0.0	0.0
Textile machinery (except parts, attachments, and accessories).....	11	621201	0.3	0.0	-0.1	0.0	0.0	0.0
Textile machinery parts and attachments.....	11	6277	0.0	0.0	0.0	0.0	0.0	0.0
Textile machinery parts and attachments.....	11	627701	0.0	0.0	0.0	0.0	0.0	0.0
Sawmill and woodworking machinery.....	11	63	6.6	0.3	0.0	0.3	0.4	0.7
Sawmill and woodworking machinery.....	11	6306	6.6	0.3	0.0	0.3	0.4	0.7
Sawmill and woodworking machinery, excluding parts and attachments (sold separately).....	11	630602	7.2	0.3	0.0	0.3	0.2	0.7
Parts, attachments, & accessories for sawmill & woodworking machinery.....	11	630603	3.6	0.0	0.0	0.0	1.3	0.7
Paper industries machinery.....	11	64	10.3	-0.1	1.9	0.2	1.0	0.0
Paper industries machinery.....	11	6401	10.3	-0.1	1.9	0.2	1.0	0.0
Paper industries machinery, excluding parts & attachments (sold separately).....	11	640114	6.7	0.1	0.1	0.4	0.8	0.0
Parts and attachments for paper industries machinery.....	11	640115	14.6	-0.3	3.9	0.0	1.4	0.0
Printing trades machinery and equipment.....	11	65	1.9	0.6	-0.2	0.0	0.5	-0.1
Other printing machinery and equipment.....	11	6509	2.5	0.8	-0.2	0.1	0.6	-0.2
Other printing machinery and equipment, incl. pre-press preparation equipment & plates.....	11	650912	2.7	2.0	-0.7	0.2	1.0	-0.4
Parts, attachments, & accessories for printing trades machinery.....	11	650913	2.0	0.3	0.0	0.0	0.0	0.0
Other special industry machinery.....	11	66	11.9	-0.4	0.2	-0.3	1.0	2.3
Plastics and rubber working machinery.....	11	6603	2.6	0.0	0.1	0.6	0.0	0.0
Plastics working machinery and equipment, excluding patterns and molds, including parts.....	11	66039	1.7	0.0	0.2	0.3	0.0	0.0
Plasticworking machinery (excluding parts).....	11	660391	1.3	0.0	0.0	0.4	0.0	0.0
Parts for plasticworking machinery.....	11	660395	3.2	-0.2	0.8	0.2	-0.3	0.0
Miscellaneous special industry machinery.....	11	6606	13.2	-0.5	0.2	-0.4	1.2	2.7
Semiconductor manufacturing machinery and parts.....	11	660638	9.8	-0.2	0.0	0.7	0.1	2.1
Packing, packaging, and bottling machinery and parts.....	11	67	10.2	0.3	0.0	0.3	2.0	0.7
Packing, packaging, and bottling machinery and parts.....	11	6705	10.2	0.3	0.0	0.3	2.0	0.7
Packing, packaging, and bottling machinery, excluding parts.....	11	670501	9.6	0.4	0.0	0.3	2.2	0.7
Parts for packing, packaging, and bottling machinery.....	11	670502	11.2	0.0	0.0	0.3	1.4	0.6
Service industry machinery and parts.....	11	68	10.4	0.6	0.3	0.8	0.3	0.3
Service industry machinery and parts.....	11	6801	10.4	0.6	0.3	0.8	0.3	0.3
Commercial cooking and food warming equipment.....	11	680118	17.7	1.7	0.4	0.1	0.0	0.0
Commercial cooking equipment incl. ranges, deep-fat fryers, etc. except electric.....	11	6801181	18.9	1.7	0.0	0.0	0.0	0.0
Commercial electric cooking equipment, incl. ranges, deep-fat fryers, etc.....	11	6801182	16.1	1.8	1.0	0.2	0.0	0.1
Parts and accessories for commercial cooking and food warming equipment.....	11	6801183	16.1	1.1	0.6	0.0	0.0	0.0
Other service industry machinery, incl. electronic teaching mach. & auto. maintenance equipment.....	11	680123	6.6	0.0	0.3	0.7	0.4	0.5
All other parts and attachments for service industry equipment.....	11	6801232	14.2	0.0	0.0	1.6	0.0	0.9
Commercial and industrial floor & carpet cleaning machines, excl. vacuum cleaners.....	11	6801233	13.6	0.0	0.0	3.2	3.1	0.0
Electronic teaching machines, teaching aids, etc., incl. kits.....	11	6801235	-	0.0	0.0	0.0	0.0	-
Other service industry equipment.....	11	6801236	8.3	0.0	0.5	0.9	0.4	0.6
Commercial laundry and drycleaning machinery products.....	11	69	10.9	1.8	1.6	0.0	4.5	0.0
Commercial laundry and drycleaning machinery products.....	11	6909	10.9	1.8	1.6	0.0	4.5	0.0
Commercial laundry and drycleaning machinery products.....	11	690901	10.9	1.8	1.6	0.0	4.5	0.0
Electrical machinery and equipment.....	11	7	5.5	0.3	0.4	0.3	1.0	-0.1
Wiring devices.....	11	71	16.6	0.0	1.1	0.0	8.3	0.2
Current-carrying wiring devices.....	11	7101	24.3	0.2	0.9	0.0	18.0	0.4
Current-carrying switches for electrical circuitry (including vehicular switches).....	11	710143	5.0	0.0	0.7	0.0	0.6	0.2

See footnotes at end of table.

Table 7. Producer price index percentage changes for commodity and service groupings and individual items, not seasonally adjusted — Continued
[February 2023]

Title	Commodity code		Unadjusted 12-month percent change ¹	Unadjusted 1-month percent change ¹				
	Group code	Item code		Feb. 2022 to Feb. 2023 ^P	Sept. to Oct.	Oct. to Nov. ^P	Nov. to Dec. ^P	Dec. to Jan. ^P
Current-carrying wire connectors for electrical circuitry.....	11	710144	8.0	-0.2	1.4	0.0	0.7	0.9
Current-carrying wiring devices n.e.c.....	11	710147	42.1	0.8	0.8	0.1	35.7	0.4
Noncurrent-carrying wiring devices.....	11	7102	9.9	-0.1	1.1	0.0	0.5	0.0
Noncurrent-carrying electrical conduit and conduit fittings, incl.plastic conduit & fittings.....	11	710216	4.5	-0.6	0.2	0.0	1.1	-0.1
Other noncurrent-carrying wiring devices and supplies (boxes, covers, bar hangers, etc.).....	11	710217	9.5	0.4	0.2	0.0	0.0	-0.3
Porcelain, steatite, and other ceramic electrical products.....	11	710252	9.9	0.3	0.6	0.0	-0.1	0.7
Integrating and measuring instruments.....	11	72	4.0	0.3	0.0	0.1	2.1	0.0
Test equipment for electrical, radio, & communication circuits & motors. ...	11	7205	5.0	0.5	0.0	0.1	2.0	0.0
Test equipment for electrical, radio, & communication circuits & motors.....	11	720501	5.0	0.5	0.0	0.1	2.0	0.0
Motors, generators, motor generator sets.....	11	73	9.1	0.2	0.0	0.2	0.6	1.5
Fractional horsepower motors and generators.....	11	7303	3.8	0.7	0.0	0.0	0.7	0.6
Fractional horsepower motors and generators.....	11	730312	3.8	0.7	0.0	0.0	0.7	0.6
Integral horsepower motors and generators (excluding land transportation types).....	11	7304	5.1	0.0	0.0	0.0	0.0	0.0
Integral horsepower motors and generators (excluding land transportation types).....	11	730405	5.1	0.0	0.0	0.0	0.0	0.0
Parts and supplies for motors and generators.....	11	7309	18.7	1.2	0.0	2.1	0.0	4.3
Parts and supplies for motors and generators.....	11	730901	18.7	1.2	0.0	2.1	0.0	4.3
Other motors and generators.....	11	7311	11.3	0.0	0.0	0.0	1.2	1.6
Other motors and generators.....	11	731101	11.3	0.0	0.0	0.0	1.2	1.6
Prime mover generator sets, except steam & hydraulic turbine.....	11	7311012	12.9	0.0	0.0	0.0	2.0	2.9
Transformers and power regulators.....	11	74	19.2	-2.7	0.6	0.4	2.5	0.6
Power and distribution transformers, except parts.....	11	7409	23.2	-3.3	0.7	0.5	3.0	0.5
Power and distribution transformers, except parts.....	11	740999	23.2	-3.3	0.7	0.5	3.0	0.5
Other transformers and parts for transformers.....	11	7411	6.4	-0.3	0.2	0.0	0.0	1.5
Switchgear, switchboard, industrial controls equipment.....	11	75	14.1	0.6	0.4	2.5	0.3	0.0
Industrial controls and related parts and accessories.....	11	7507	13.8	0.0	0.1	4.7	0.4	0.1
Industrial controls and related parts and accessories.....	11	750799	13.8	0.0	0.1	4.7	0.4	0.1
General-purpose industrial controls.....	11	7507991	15.4	0.0	0.0	5.0	0.6	0.0
Parts for industrial controls and motor-control accessories.....	11	7507992	7.1	0.0	0.0	3.4	0.3	0.0
Specific-purpose industrial controls.....	11	7507993	12.0	0.0	0.3	4.4	0.0	0.2
Switchgear and switchboard apparatus.....	11	7522	14.4	1.0	0.6	0.8	0.2	-0.1
Switchgear and switchboard apparatus.....	11	752201	14.4	1.0	0.6	0.8	0.2	-0.1
Low voltage panelboards and distribution boards, 1000 volts or less..	11	7522013	15.5	2.5	0.0	2.0	0.0	0.2
Switchgear, except relays and ducts.....	11	752201A	17.8	0.5	1.2	0.3	0.4	-0.2
Communications and related equipment and miscellaneous electronic systems & equipment.....	11	76	3.2	0.1	0.3	0.0	1.2	-0.1
Telephone and wireline data networking equipment.....	11	7601	5.5	0.0	0.8	0.0	0.0	2.7
Wireline voice and data network equipment.....	11	760141	-	0.0	1.3	0.0	-	-
Other communications and related equipment, including broadcast and wireless.....	11	7603	4.1	0.2	0.5	0.0	1.6	-0.9
Broadcast, studio, and related electronic equipment.....	11	760301	-0.1	-0.1	-0.2	0.1	0.4	-0.7
Radio station and wireless communication equipment.....	11	760302	3.3	0.1	0.0	0.1	1.7	-1.0
Radio station equipment.....	11	7603022	-	0.0	0.0	0.0	0.0	0.0
Other broadcast and wireless communications systems and equipment.....	11	7603023	2.3	0.2	0.0	0.1	1.3	-1.2
Intercommunications, alarm and traffic control systems.....	11	760303	9.7	0.7	2.7	-0.2	1.2	0.0
Alarm systems, including electric sirens and horns.....	11	7603031	14.6	0.0	5.9	0.0	1.8	0.0
Intercommunications systems, including inductive paging systems....	11	7603033	1.0	-0.3	0.1	-1.6	-0.1	0.0
Electronic systems and equipment, n.e.c.....	11	7605	8.8	0.2	1.3	0.0	0.0	0.0
Electronic systems and equipment, n.e.c.....	11	760512	8.8	0.2	1.3	0.0	0.0	0.0
Search, detection, navigation & guidance systems and equipment.....	11	7606	1.8	0.0	0.0	0.0	1.3	0.0
Search, detection, navigation & guidance systems and equipment.....	11	760613	1.8	0.0	0.0	0.0	1.3	0.0
Electric lamp bulbs, tubes, and components.....	11	77	8.3	0.0	0.0	0.0	1.4	0.0
Electric lamp bulbs, tubes, and components.....	11	7704	8.3	0.0	0.0	0.0	1.4	0.0
Electric lamp bulbs, tubes, and components.....	11	770401	8.3	0.0	0.0	0.0	1.4	0.0
Electronic components and accessories.....	11	78	1.7	0.9	0.5	0.2	-0.7	-0.4
Relays for electronic circuitry, industrial control overload, and switchgear type.....	11	7821	7.9	0.0	0.0	5.7	1.7	0.0
Relays for electronic circuitry, industrial control overload, and switchgear type.....	11	782119	7.9	0.0	0.0	5.7	1.7	0.0
Switches, mechanical, for electronic circuitry.....	11	7822	-	0.0	0.0	0.0	0.3	-
Switches, mechanical, for electronic circuitry.....	11	782299	-	0.0	0.0	0.0	0.3	-

See footnotes at end of table.

Table 7. Producer price index percentage changes for commodity and service groupings and individual items, not seasonally adjusted — Continued
[February 2023]

Title	Commodity code		Unadjusted 12-month percent change ¹	Unadjusted 1-month percent change ¹				
	Group code	Item code		Feb. 2022 to Feb. 2023 ^P	Sept. to Oct.	Oct. to Nov. ^P	Nov. to Dec. ^P	Dec. to Jan. ^P
Connectors for electronic circuitry.....	11	7824	12.5	2.8	0.9	0.5	-0.3	0.0
Connectors for electronic circuitry.....	11	782481	12.5	2.8	0.9	0.5	-0.3	0.0
Filters, crystals, and transducers.....	11	7828	1.4	0.0	0.0	0.0	-1.9	0.4
Filters, crystals, and transducers.....	11	782890	1.4	0.0	0.0	0.0	-1.9	0.4
Crystal, filter, piezoelectric, and other related electronic devices (exc. microwave filters).....	11	7828901	1.4	0.0	0.0	0.0	-1.9	0.4
Integrated microcircuits.....	11	7839	4.7	2.9	0.2	0.1	-0.7	0.2
Integrated microcircuits.....	11	783911	4.7	2.9	0.2	0.1	-0.7	0.2
Other semiconductor and related devices.....	11	7847	4.6	0.3	1.0	0.0	0.6	0.0
Other semiconductor devices, including parts (such as chips, wafers and heat sinks).....	11	784711	4.6	0.3	1.0	0.0	0.6	0.0
Bare printed circuit boards.....	11	7849	9.3	0.6	0.0	1.0	0.0	1.2
Bare printed circuit boards.....	11	784901	9.3	0.6	0.0	1.0	0.0	1.2
Electronic coils, transformers, and other inductors.....	11	7853	6.9	1.4	0.7	0.1	0.1	0.0
Electronic coils, transformers, and other inductors.....	11	785399	6.9	1.4	0.7	0.1	0.1	0.0
Capacitors and resistors for electronic circuitry.....	11	7854	—	—	—	—	0.3	0.0
Capacitors for electronic circuitry.....	11	785411	5.1	0.0	3.0	0.0	0.1	0.0
Microwave components, electron tubes, and other electronic components, n.e.c.....	11	7856	4.6	0.0	0.5	-0.1	0.0	0.6
Printed circuit assemblies, loaded boards, modules and consumer external modems.....	11	7861	-15.1	-1.6	0.3	0.0	-3.5	-3.6
Printed circuit assemblies, loaded boards, modules and consumer external modems.....	11	786199	-15.1	-1.6	0.3	0.0	-3.5	-3.6
Miscellaneous electrical machinery and equipment.....	11	79	5.5	0.1	0.2	0.1	0.7	-0.3
Storage batteries.....	11	7901	6.0	0.1	0.3	0.1	-0.1	0.0
Storage batteries, lead acid type, BCI dimensional group 8D or smaller.....	11	790103	6.8	0.1	0.0	0.0	-0.1	0.0
Storage batteries, lead acid type, larger than BCI dimensional group 8D.....	11	790104	3.4	0.0	0.0	0.3	0.0	0.0
Storage batteries (excluding lead acid), including parts for all storage batteries.....	11	790105	5.4	0.0	2.3	0.0	0.0	0.0
Primary batteries.....	11	7902	10.7	0.5	1.7	0.0	0.1	-0.1
Primary batteries.....	11	790229	10.7	0.5	1.7	0.0	0.1	-0.1
Carbon and graphite products.....	11	7903	22.7	0.4	0.2	1.5	-0.7	0.6
X-ray and electromedical equipment.....	11	7905	4.6	0.0	0.0	0.1	1.4	0.0
Irradiation equipment.....	11	790512	7.2	0.0	0.0	0.0	0.8	0.0
Electromedical equipment, including diagnostic, therapeutic and patient monitoring equipment.....	11	790541	4.0	0.0	0.0	0.1	1.6	0.0
Miscellaneous electrical industrial apparatus.....	11	7929	-4.7	0.0	0.2	-0.8	-0.9	-3.8
Rectifying apparatus.....	11	792902	7.5	0.0	0.5	0.0	1.2	0.0
Other electrical equipment for industrial use, except for electronic circuitry.....	11	792904	-12.0	0.0	0.0	-1.6	-1.7	-5.2
All other electrical equipment and components, except industrial.....	11	7939	1.2	0.0	0.1	0.0	0.0	0.0
All other electrical equipment and components, except industrial.....	11	793901	1.2	0.0	0.1	0.0	0.0	0.0
Miscellaneous instruments.....	11	8	7.9	0.6	0.5	0.4	2.4	0.3
Automatic environmental controls for monitoring residential, commercial, and appliance use.....	11	81	6.0	0.6	0.3	0.0	1.6	0.1
Automatic environmental controls for monitoring residential, commercial, and appliance use.....	11	8105	6.0	0.6	0.3	0.0	1.6	0.1
Automatic environmental controls for monitoring residential, commercial, and appliance use.....	11	810501	6.0	0.6	0.3	0.0	1.6	0.1
Industrial process control instruments.....	11	82	13.3	0.4	0.9	0.6	2.3	0.2
Industrial process control instruments.....	11	8201	13.3	0.4	0.9	0.6	2.3	0.2
Industrial process control instruments.....	11	820171	13.3	0.4	0.9	0.6	2.3	0.2
Fluid meters and counting devices.....	11	84	8.5	0.0	0.0	0.2	4.2	2.6
Fluid meters and counting devices.....	11	8401	8.5	0.0	0.0	0.2	4.2	2.6
Counting devices.....	11	840103	—	0.0	0.0	—	—	—
Motor vehicle indicating instruments.....	11	840104	—	0.0	0.0	—	—	—
Engineering and scientific instruments.....	11	85	7.3	0.0	1.4	0.9	2.7	0.0
Aeronautical, nautical, and navigational instruments.....	11	8501	5.4	0.0	0.8	1.3	1.0	0.0
Aeronautical, nautical, and navigational instruments.....	11	850111	5.4	0.0	0.8	1.3	1.0	0.0
Hospital beds and specialized hospital furniture.....	11	8504	—	0.0	2.8	0.0	—	—
Hospital beds and specialized hospital furniture.....	11	850404	—	0.0	2.8	0.0	—	—
Measuring instruments and lenses.....	11	86	4.0	0.2	0.1	0.2	1.3	0.2
Sighting, tracking, and fire-control equipment, optical type.....	11	8601	-0.6	0.0	0.0	0.0	-0.6	0.0
Sighting, tracking, and fire-control equipment, optical type.....	11	860111	-0.6	0.0	0.0	0.0	-0.6	0.0
All other miscellaneous optical instruments and lenses.....	11	8602	2.8	0.6	0.3	0.0	0.0	0.0

See footnotes at end of table.

Table 7. Producer price index percentage changes for commodity and service groupings and individual items, not seasonally adjusted — Continued
[February 2023]

Title	Commodity code		Unadjusted 12-month percent change ¹	Unadjusted 1-month percent change ¹				
	Group code	Item code		Feb. 2022 to Feb. 2023 ^P	Sept. to Oct.	Oct. to Nov. ^P	Nov. to Dec. ^P	Dec. to Jan. ^P
All other miscellaneous optical instruments and lenses.....	11	860211	2.8	0.6	0.3	0.0	0.0	0.0
Laboratory analytical instruments.....	11	8603	4.9	0.2	0.1	0.3	1.7	0.3
Laboratory analytical instruments.....	11	860311	4.9	0.2	0.1	0.3	1.7	0.3
Measuring & controlling devices, n.e.c.....	11	89	10.9	2.5	0.7	0.5	3.5	0.0
Aircraft engine instruments.....	11	8901	6.3	0.0	0.0	0.0	0.0	1.2
Aircraft engine instruments.....	11	890199	6.3	0.0	0.0	0.0	0.0	1.2
Nuclear radiation detection & monitoring instruments.....	11	8904	10.8	0.0	2.6	0.0	3.3	0.0
Nuclear radiation detection & monitoring instruments.....	11	890499	10.8	0.0	2.6	0.0	3.3	0.0
Physical properties and kinematic testing equipment.....	11	8905	14.0	6.7	1.0	0.0	4.1	0.0
Physical properties and kinematic testing equipment.....	11	890599	14.0	6.7	1.0	0.0	4.1	0.0
Commercial, geophysical, meteorological, surveying, drafting & general-purpose instruments.....	11	8906	9.5	0.6	0.0	1.3	4.0	-0.5
Commercial, geophysical, meteorological & general-purpose instruments.....	11	890699	9.5	0.6	0.0	1.3	4.0	-0.5
Miscellaneous machinery.....	11	9	7.5	1.2	0.2	0.0	1.2	0.3
Oil field and gas field machinery.....	11	91	8.0	5.0	0.1	0.0	0.8	0.0
Oil and gas field drilling, surveying, and cementing machinery (except parts sold separately).....	11	9102	7.4	6.7	0.0	0.0	0.8	0.0
Oil and gas field drilling, surveying, and cementing machinery (except parts sold separately).....	11	910201	7.4	6.8	0.0	0.0	0.8	0.0
Oil field and gas field production machinery (except pumps and parts sold separately).....	11	9104	7.4	0.8	0.0	0.0	1.5	0.0
Oil field and gas field production machinery (except pumps and parts sold separately).....	11	910456	7.4	0.8	0.0	0.0	1.5	0.0
Parts and attachments for oil and gas field machinery and equipment.....	11	9106	12.3	4.1	0.9	0.0	0.0	0.0
Parts and attachments for oil and gas field drilling machinery and equipment.....	11	910602	-	6.2	0.0	0.0	0.0	-
Parts and attachments for oil and gas field production machinery and equipment.....	11	910604	11.7	0.4	2.7	0.0	0.0	0.0
Mining machinery and equipment.....	11	92	13.7	0.0	1.0	0.3	0.5	0.0
Mining machinery and equipment (except parts sold separately).....	11	9207	13.8	0.0	1.3	0.1	0.5	0.0
Underground mining machinery (except parts sold separately).....	11	920701	-	0.0	0.0	0.0	0.0	-
Crushing, pulverizing, & screening machinery (except parts sold separately).....	11	920702	6.7	0.0	4.6	0.0	0.0	0.0
Drills and other mining machinery (except parts sold separately).....	11	920703	13.7	0.0	0.0	0.9	1.7	0.1
Mineral processing & beneficiation machinery (except parts sold separately).....	11	920704	10.5	0.0	7.0	0.0	0.0	0.0
Parts and attachments for mining machinery and equipment (sold separately).....	11	9253	13.5	0.0	0.4	0.7	0.3	0.0
Parts and attachments for mining machinery and equipment (sold separately).....	11	925303	13.5	0.0	0.4	0.7	0.3	0.0
Office and store machines and equipment.....	11	93	0.8	0.0	0.0	0.0	0.0	0.0
Coin-operated machines and mechanisms.....	11	9309	0.9	0.0	0.0	0.0	0.0	0.0
Coin-operated machines and mechanisms.....	11	930910	0.9	0.0	0.0	0.0	0.0	0.0
Internal combustion engines.....	11	94	8.3	0.4	0.0	0.1	4.0	-0.1
Diesel, semidiesel, and dual-fuel engines (except automotive).....	11	9407	13.1	0.0	0.0	0.0	5.5	0.0
Diesel, semidiesel, and dual-fuel engines (except automotive).....	11	940725	13.1	0.0	0.0	0.0	5.5	0.0
Diesel, semidiesel, and dual-fuel engines for automobiles, trucks, and buses.....	11	9408	5.2	-0.1	0.0	0.0	3.7	-0.2
Diesel, semidiesel, and dual-fuel engines for automobiles, trucks, and buses.....	11	940811	5.2	-0.1	0.0	0.0	3.7	-0.2
Parts & accessories for internal combustion engines, ex. aircraft & gasoline automotive engines.....	11	9413	9.9	1.6	0.0	0.0	4.0	0.0
Parts & accessories for internal combustion engines, ex. aircraft & gasoline automotive engines.....	11	941301	9.9	1.6	0.0	0.0	4.0	0.0
Machine shop products.....	11	95	7.5	0.5	0.3	-0.1	0.1	0.7
Machine shop products.....	11	9505	7.5	0.5	0.3	-0.1	0.1	0.7
Machine shop job work and job order repairs.....	11	950501	7.5	0.5	0.3	-0.1	0.1	0.7
Turbines and turbine generator sets.....	11	97	1.6	0.1	0.2	0.3	0.3	0.3
Turbines and turbine generator sets (excluding parts).....	11	9701	1.6	0.1	0.2	0.3	0.3	0.3
Steam, gas, and other turbines and turbine generators.....	11	970103	3.3	0.2	-0.1	0.2	0.2	0.2
Parts & accessories for turbines, turbine generators, and turbine generator sets.....	11	98	19.5	0.5	0.0	0.0	0.1	0.9
Parts & accessories for turbines, turbine generators, and turbine generator sets.....	11	9801	19.5	0.5	0.0	0.0	0.1	0.9
Parts & accessories for turbines, turbine generators, and turbine generator sets.....	11	980101	19.5	0.5	0.0	0.0	0.1	0.9

See footnotes at end of table.

Table 7. Producer price index percentage changes for commodity and service groupings and individual items, not seasonally adjusted — Continued
[February 2023]

Title	Commodity code		Unadjusted 12-month percent change ¹ Feb. 2022 to Feb. 2023 ^P	Unadjusted 1-month percent change ¹				
	Group code	Item code		Sept. to Oct.	Oct. to Nov. ^P	Nov. to Dec. ^P	Dec. to Jan. ^P	Jan. to Feb. ^P
Furniture and household durables.....	12	—	6.7	0.1	0.6	0.5	0.1	0.4
Household furniture.....	12	1	7.4	-0.4	-0.2	0.5	0.7	0.2
Metal household furniture.....	12	11	7.9	-2.6	-0.7	3.6	0.0	0.7
Metal household furniture.....	12	1101	7.9	-2.6	-0.7	3.6	0.0	0.7
Metal household dining room and kitchen furniture.....	12	110102	10.7	-6.0	-1.6	8.6	0.0	-0.3
Other metal household furniture.....	12	110104	5.1	0.0	0.0	0.0	0.0	0.9
Metal household furniture, beds, nonupholstered.....	12	1101041	10.9	0.0	0.0	0.0	0.0	1.2
Wood household furniture (nonupholstered).....	12	12	7.3	-0.9	0.0	0.4	2.5	0.9
Wood household furniture (nonupholstered).....	12	1206	—	—	—	—	2.5	0.9
Wood living room furniture (nonupholstered).....	12	120602	6.9	-1.0	0.0	0.7	1.8	1.4
Wood dining room, outdoor, and ready-to-assemble furniture (nonupholstered).....	12	120603	—	—	—	—	5.8	-0.1
Wood bedroom furniture, including infants' and children's, (nonupholstered).....	12	120605	4.3	-0.3	0.0	0.5	0.4	0.1
Custom nonupholstered wood household furniture sold direct, excl. kitchen cabinets and vanities.....	12	120607	—	-6.2	0.0	0.0	—	—
Upholstered household furniture.....	12	13	9.1	-0.1	0.5	0.3	-0.1	0.1
Upholstered household furniture.....	12	1301	9.1	-0.1	0.5	0.3	-0.1	0.1
Dual purpose sleep furniture, incl. convertible sofa.....	12	130123	13.2	0.0	0.7	0.0	0.0	0.0
Upholstered household furniture.....	12	130141	8.8	-0.1	0.5	0.3	-0.1	0.1
Upholstered household davenports, sofas, loveseats, and settees.....	12	1301411	9.3	-0.1	0.7	0.3	-0.1	0.1
Upholstered household sectional sofa pieces.....	12	1301412	7.1	-0.1	0.1	0.3	-0.1	0.0
Upholstered household rocking chairs, including swivel rockers.....	12	1301413	9.8	0.0	0.5	1.7	0.0	0.0
Other upholstered household furniture, including custom.....	12	1301415	5.3	-0.2	0.4	0.3	0.1	0.4
Bedding.....	12	14	6.0	-0.1	-1.3	0.1	1.4	0.1
Bedding.....	12	1401	6.0	-0.1	-1.3	0.1	1.4	0.1
Innerspring mattresses, excluding crib size.....	12	140104	8.9	0.0	-0.5	0.0	2.8	0.0
Mattress foundations.....	12	140107	6.0	-0.7	-0.1	0.0	0.2	0.0
Mattresses, other types, including crib, foam, waterbed mattresses and mattress inserts.....	12	140114	8.9	0.0	0.0	0.3	1.9	0.5
Sleep system ensembles and mattresses, excluding conventional waterbeds.....	12	140122	—	0.0	-7.4	0.0	0.0	—
Mattress and foundation sets.....	12	140134	1.2	0.0	-3.1	0.0	0.0	0.0
Metal porch, lawn, outdoor & casual furniture.....	12	15	14.5	1.6	3.1	0.0	0.0	0.0
Porch and lawn furniture.....	12	1501	14.5	1.6	3.1	0.0	0.0	0.0
Metal porch, lawn, outdoor & casual furniture.....	12	150112	14.5	1.6	3.1	0.0	0.0	0.0
Nonupholstered household furniture, except wood and metal.....	12	16	—	0.0	0.0	0.0	0.3	—
Nonupholstered household furniture, except wood and metal.....	12	1601	—	0.0	0.0	0.0	0.3	—
Nonupholstered household furniture, except wood and metal.....	12	160101	—	0.0	0.0	0.0	0.3	—
Commercial furniture.....	12	2	9.6	0.3	1.6	0.9	-0.7	0.6
Wood office furniture and store fixtures.....	12	21	9.6	0.7	0.5	0.2	0.4	1.3
Wood office furniture and store fixtures.....	12	2101	9.6	0.7	0.5	0.2	0.4	1.3
Wood office seating, including upholstered.....	12	210112	15.5	0.9	0.1	0.0	0.6	4.8
Wood office desks and extensions.....	12	210113	15.3	0.0	1.3	-0.1	0.0	2.2
Wood office files, storage units, and tables.....	12	210114	6.3	0.0	0.0	0.0	0.0	0.2
Wood office furniture, other types (incl. panel/desking systems).....	12	210116	5.2	0.0	0.0	0.0	0.0	0.0
Fixtures for stores, banks and offices.....	12	210161	9.2	0.8	0.5	0.2	0.5	1.2
Custom architectural woodwork, millwork, and fixtures.....	12	2101611	9.6	1.2	0.7	0.0	0.5	1.7
Wood lockers, partitions, and shelving (except custom).....	12	2101612	19.0	0.2	2.5	0.1	1.7	0.2
Wood furniture dimensions and nonwood furniture parts and frames.....	12	2101615	7.8	-0.8	-0.7	3.7	0.4	-2.9
Nonwood furniture and store fixtures.....	12	22	7.9	0.1	2.3	1.7	-1.9	0.1
Nonwood commercial storage units, files, and tables.....	12	2202	11.2	0.7	0.8	0.9	1.3	0.0
Nonwood commercial storage units, files, and tables.....	12	220202	11.2	0.7	0.8	0.9	1.3	0.0
Nonwood commercial furniture.....	12	2203	16.3	0.6	5.7	1.4	-0.2	0.4
Nonwood office seating.....	12	220325	8.3	3.2	-1.3	4.6	-0.3	-0.2
Nonwood office furniture panel systems, and other nonwood office furniture.....	12	220326	20.6	-0.6	9.0	0.1	-0.2	1.0
Nonwood partitions and fixtures.....	12	2204	-1.5	-0.6	-0.6	2.3	-5.1	-0.3
Storage racks and accessories, except wood.....	12	220407	-19.2	0.0	0.0	-6.5	-6.4	0.0
Fixtures (bank, office, and store) except wood.....	12	220409	12.7	1.4	0.4	3.2	1.2	-0.6
Public building furniture.....	12	23	14.8	0.1	0.9	0.2	0.1	0.7
Public building furniture.....	12	2301	14.8	0.1	0.9	0.2	0.1	0.7
School furniture (except stone and concrete), excluding library furniture.....	12	230101	21.4	-0.5	0.9	0.0	0.2	0.4

See footnotes at end of table.

Table 7. Producer price index percentage changes for commodity and service groupings and individual items, not seasonally adjusted — Continued
[February 2023]

Title	Commodity code		Unadjusted 12-month percent change ¹	Unadjusted 1-month percent change ¹				
	Group code	Item code		Feb. 2022 to Feb. 2023 ^P	Sept. to Oct.	Oct. to Nov. ^P	Nov. to Dec. ^P	Dec. to Jan. ^P
Public building and related furniture, excluding school & restaurant furniture.....	12	230102	11.0	0.5	0.9	0.3	0.0	0.9
Commercial furniture and fixtures, n.e.c.....	12	24	12.2	-0.1	2.9	0.4	0.1	0.3
Commercial furniture and fixtures, n.e.c.....	12	2401	12.2	-0.1	2.9	0.4	0.1	0.3
Bar, bowling center, cafeteria, and restaurant furniture.....	12	240104	17.4	-0.2	0.6	0.5	0.0	0.1
Other commercial and institutional furniture and fixtures, n.e.c.....	12	240108	9.2	-0.1	4.3	0.4	0.2	0.4
Floor coverings.....	12	3	0.6	0.6	0.8	-1.6	0.5	-0.1
Carpets and rugs.....	12	31	0.6	0.8	0.9	-1.9	0.5	-0.1
Carpet and rugs.....	12	3101	0.6	0.8	0.9	-1.9	0.5	-0.1
Carpet and rugs.....	12	310101	0.6	0.8	0.9	-1.9	0.5	-0.1
Resilient floor coverings.....	12	32	0.9	0.0	0.0	0.0	0.0	0.0
Resilient floor coverings.....	12	3201	0.9	0.0	0.0	0.0	0.0	0.0
Resilient floor coverings.....	12	320170	0.9	0.0	0.0	0.0	0.0	0.0
Household appliances.....	12	4	7.4	-0.1	-0.3	0.7	0.0	0.1
Major appliances.....	12	41	7.0	-0.3	-0.4	0.9	0.0	0.0
Household cooking appliances.....	12	4101	11.1	-0.9	-0.2	1.4	0.0	2.2
Electric household ranges, ovens (including microwave), surface cooking units, and equipment.....	12	410105	10.0	-0.3	-0.2	1.2	0.2	0.7
Gas household ranges, ovens, surface cooking units and equipment. ...	12	410139	14.9	0.8	-1.6	1.7	-0.3	5.6
Other household ranges and cooking equipment, including outdoor equipment.....	12	410169	7.8	-5.3	2.2	1.8	0.0	0.6
Household refrigeration equipment.....	12	4103	7.8	0.0	0.4	0.2	0.1	0.2
Household refrigerators, including refrigerator-freezer combinations.....	12	410329	9.4	-0.1	-0.2	0.2	0.1	0.3
Other major household appliances including room air-conditioners.....	12	4104	2.0	-0.3	-1.5	1.5	-0.5	-4.5
Room air-conditioners.....	12	410445	-	-	-	-	-	0.0
Household vacuum cleaners, including parts and attachments.....	12	43	10.7	0.0	0.1	0.3	-0.3	2.8
Household vacuum cleaners and other floor care machines (including parts and attachments).....	12	4301	10.7	0.0	0.1	0.3	-0.3	2.8
Household vacuum cleaners and other floor care machines (including parts and attachments).....	12	430114	10.7	0.0	0.1	0.3	-0.3	2.8
Electric housewares and fans.....	12	44	8.8	0.2	0.1	0.1	0.3	0.0
Parts and attachments for small electric household appliances, including fan parts.....	12	4403	2.5	0.0	0.0	0.0	0.2	0.0
Parts and attachments for small electric household appliances, including fan parts.....	12	440311	2.5	0.0	0.0	0.0	0.2	0.0
Small electric household appliances, including fans.....	12	4404	9.2	0.2	0.1	0.1	0.3	0.0
Small electric household appliances, including fans.....	12	440401	9.2	0.2	0.1	0.1	0.3	0.0
Portable residential lighting fixtures, including parts and accessories.....	12	45	8.9	1.8	0.6	0.6	0.0	0.0
Portable residential lighting fixtures, including parts and accessories.....	12	4501	8.9	1.8	0.6	0.6	0.0	0.0
Portable residential lighting fixtures, including parts and accessories.....	12	450135	8.9	1.8	0.6	0.6	0.0	0.0
Home electronic equipment.....	12	5	6.0	0.2	0.0	0.0	0.4	0.8
Speakers and commercial sound equipment.....	12	57	6.1	0.3	0.0	0.0	0.8	1.7
Speakers and commercial sound equipment.....	12	5707	6.1	0.3	0.0	0.0	0.8	1.7
Speakers and commercial sound equipment.....	12	570708	6.1	0.3	0.0	0.0	0.8	1.7
Other home electronic equipment.....	12	58	6.2	0.0	0.0	0.0	0.0	0.0
Other home electronic equipment, including television receivers and automotive A/V equipment.....	12	5803	6.2	0.0	0.0	0.0	0.0	0.0
All other consumer audio and video equipment, excluding TV receivers and automotive A/V equip.....	12	580301	6.2	0.0	0.0	0.0	0.0	0.0
Other household durable goods.....	12	6	3.7	0.7	1.1	1.0	0.8	1.3
Vitreous china, fine earthenware, and other pottery products.....	12	61	3.1	0.0	0.0	0.2	0.3	0.0
Vitreous china, porcelain, and earthenware table and kitchenware and other pottery products.....	12	6101	3.1	0.0	0.0	0.2	0.3	0.0
Vitreous china, porcelain, and earthenware (semivitreous) table and kitchenware.....	12	610104	6.7	0.0	0.0	0.0	1.6	0.0
All other pottery products (including china decorated for the trade).....	12	610105	1.5	0.0	0.0	0.4	0.1	0.0
Mirrors (decorated and undecorated).....	12	65	-24.3	0.0	0.0	0.0	-0.5	7.3
Mirrors (decorated and undecorated), made from purchased glass.....	12	6501	-24.3	0.0	0.0	0.0	-0.5	7.3
Mirrors (decorated and undecorated), made from purchased glass.....	12	650104	-24.3	0.0	0.0	0.0	-0.5	7.3
Lawn/garden equipment.....	12	66	10.7	1.1	0.0	1.4	1.8	-0.1
Parts and attachments for consumer lawn, garden, and snow equipment.....	12	6605	12.1	3.8	-0.7	0.5	0.3	-0.6

See footnotes at end of table.

Table 7. Producer price index percentage changes for commodity and service groupings and individual items, not seasonally adjusted — Continued
 [February 2023]

Title	Commodity code		Unadjusted 12-month percent change ¹	Unadjusted 1-month percent change ¹				
	Group code	Item code		Feb. 2022 to Feb. 2023 ^P	Sept. to Oct.	Oct. to Nov. ^P	Nov. to Dec. ^P	Dec. to Jan. ^P
Parts and attachments for consumer lawn, garden, and snow equipment.....	12	660503	12.1	3.8	-0.7	0.5	0.3	-0.6
Consumer lawn, garden, and snow equipment.....	12	6607	10.1	0.4	0.1	1.6	1.9	0.0
Consumer lawn, garden, and snow equipment.....	12	660701	10.1	0.4	0.1	1.6	1.9	0.0
Consumer riding lawn, garden, and snow equipment.....	12	6607011	11.4	1.1	0.4	0.1	3.2	0.0
Consumer nonriding lawn, garden, and snow equipment.....	12	6607012	8.6	0.0	0.0	2.6	0.6	0.0
Cutlery, flatware (except precious), razors and razor blades.....	12	67	5.2	0.6	0.0	1.8	0.0	1.4
Cutlery, flatware (except precious), razors and razor blades.....	12	6701	5.2	0.6	0.0	1.8	0.0	1.4
Cutlery, scissors, shears, trimmers, and snips.....	12	670141	14.0	-0.6	0.0	8.5	0.0	0.0
Metal kitchen utensil, pots, and pans.....	12	68	2.6	0.0	0.0	0.0	0.0	0.0
Metal kitchen utensil, pots, and pans.....	12	6801	2.6	0.0	0.0	0.0	0.0	0.0
Stamped and spun kitchen utensils, aluminum.....	12	680101	-	-	-	-	-	-
Stamped and spun kitchen utensils, except aluminum.....	12	680102	-	0.0	0.0	0.0	-	-
Window shades, blinds, and accessories.....	12	69	24.5	0.6	8.5	0.0	0.5	0.0
Window shades, blinds, and accessories.....	12	6901	24.5	0.6	8.5	0.0	0.5	0.0
Window shades and window shade accessories and rollers.....	12	690101	30.3	1.0	13.3	0.0	0.0	0.0
Other shades and blinds, including curtain and drapery fixtures, poles, & rods.....	12	690103	-	-	-	-	-	0.0
Nonmetallic mineral products.....	13	-	11.8	0.2	0.4	0.2	2.5	0.9
Glass.....	13	1	10.4	1.0	0.7	-0.1	1.2	3.3
Flat glass.....	13	11	11.7	1.2	0.9	-0.2	0.6	4.0
Specialty glass.....	13	1107	8.9	1.1	1.0	0.0	0.6	5.0
Specialty glass.....	13	110703	8.9	1.1	1.0	0.0	0.6	5.0
Other glass products, made by flat glass producers.....	13	1107034	-0.1	2.3	0.0	0.0	0.0	0.1
Flat glass (float, sheet, and plate process).....	13	1108	-	-	-	-	0.7	0.7
Flat glass (float, sheet, and plate process).....	13	110811	-	-	-	-	0.7	0.7
Other finished glassware.....	13	13	6.1	0.2	0.0	-0.1	3.1	0.7
Pressed and blown glassware.....	13	1301	6.1	0.2	0.0	-0.1	3.1	0.7
Machine-made pressed & blown table, kitchen, art, & novelty glassware.....	13	130116	6.2	0.3	0.0	0.0	3.7	0.0
All other machine-made pressed and blown glassware.....	13	130117	6.9	0.1	0.0	-0.2	3.1	1.5
Handmade pressed and blown glassware.....	13	130118	3.1	0.0	0.0	0.4	0.0	0.5
Concrete ingredients and related products.....	13	2	12.9	0.3	0.0	0.2	4.9	0.6
Construction sand, gravel, and crushed stone.....	13	21	12.2	0.0	-0.1	0.3	4.9	0.5
Construction sand, gravel and crushed stone.....	13	2101	12.2	0.0	-0.1	0.3	4.9	0.5
Construction sand and gravel (run of pit/bank, washed, screened, etc.)..	13	210120	9.6	0.2	0.0	-0.1	3.1	0.3
Construction sand and gravel, Northeast.....	13	2101201	18.1	0.0	0.0	0.0	5.7	0.0
Construction sand and gravel, Midwest.....	13	2101202	14.4	0.2	0.0	-0.4	5.3	0.0
Construction sand and gravel, West.....	13	2101204	9.4	0.3	0.0	-0.1	2.5	0.7
Crushed and broken stone.....	13	210121	13.4	-0.1	-0.2	0.5	5.8	0.6
Crushed and broken limestone.....	13	2101212	13.7	-0.1	0.1	0.6	5.0	0.9
Crushed and broken granite.....	13	2101213	17.0	1.1	-1.8	0.6	10.1	0.0
Bituminous limestone, sandstone, & other crushed & broken stone. ..	13	2101219	8.2	-1.6	0.1	0.1	4.1	0.0
Cement, hydraulic.....	13	22	15.0	1.4	0.4	0.1	4.8	1.1
Cement, hydraulic.....	13	2201	15.0	1.4	0.4	0.1	4.8	1.1
Cement, hydraulic.....	13	220161	15.0	1.4	0.4	0.1	4.8	1.1
Concrete products.....	13	3	14.0	0.5	0.9	0.8	1.8	0.5
Concrete block and brick.....	13	31	12.9	0.2	0.0	0.2	4.7	0.1
Structural concrete block.....	13	3111	12.7	0.5	0.0	0.2	4.6	0.4
Structural concrete block.....	13	311135	12.7	0.5	0.0	0.2	4.6	0.4
Structural concrete block, lightweight units (weighing less than 105 lb/cubic ft.) (dry weight).....	13	3111351	15.4	0.7	0.0	0.0	5.6	0.7
Structural concrete block, mediumweight units (weighing 105 - 124 lb/cubic ft.) (dry weight).....	13	3111352	9.2	0.5	0.0	0.4	3.4	0.2
Structural concrete block, normalweight units (weighing 125 lb or more/cubic ft.) (dry weight).....	13	3111353	10.9	0.2	0.0	0.5	4.2	0.1
Decorative concrete block.....	13	3121	13.0	-0.1	-0.1	0.1	4.8	0.0
Decorative concrete block (including screen, split, slump, shadowal block, etc.).....	13	312101	13.0	-0.1	-0.1	0.1	4.8	0.0
Concrete brick.....	13	3131	9.0	0.0	0.0	0.0	5.6	0.0
Concrete brick.....	13	313101	9.0	0.0	0.0	0.0	5.6	0.0
Concrete pavers.....	13	3141	14.2	0.0	0.0	0.1	4.4	0.0
Concrete pavers (including grid, interlocking, etc.).....	13	314101	14.2	0.0	0.0	0.1	4.4	0.0

See footnotes at end of table.

Table 7. Producer price index percentage changes for commodity and service groupings and individual items, not seasonally adjusted — Continued
[February 2023]

Title	Commodity code		Unadjusted 12-month percent change ¹	Unadjusted 1-month percent change ¹				
	Group code	Item code		Feb. 2022 to Feb. 2023 ^P	Sept. to Oct.	Oct. to Nov. ^P	Nov. to Dec. ^P	Dec. to Jan. ^P
Concrete pipe.....	13	32	21.1	0.5	1.9	3.2	1.7	0.3
Concrete pipe.....	13	3201	21.1	0.5	1.9	3.2	1.7	0.3
Concrete pipe.....	13	320108	21.1	0.5	1.9	3.2	1.7	0.3
Concrete storm sewer pipe.....	13	3201082	17.8	2.0	-1.6	4.2	2.7	0.3
Concrete pipe, except concrete culvert and storm sewer pipe.....	13	3201083	17.3	0.0	0.0	2.9	0.0	0.2
Ready-mix concrete.....	13	33	12.3	0.5	1.0	0.9	1.6	0.8
Ready-mix concrete.....	13	3301	12.3	0.5	1.0	0.9	1.6	0.8
Ready-mix concrete.....	13	330101	12.3	0.5	1.0	0.9	1.6	0.8
Northeast region ready-mix concrete.....	13	330101A	10.3	2.0	0.3	1.1	-1.0	4.2
Midwest region ready-mix concrete.....	13	330101B	15.3	-0.1	3.4	1.8	4.6	0.0
South region ready-mix concrete.....	13	330101C	10.3	0.1	-0.4	0.8	1.5	0.5
West region ready-mix concrete.....	13	330101D	14.5	1.0	1.6	0.3	0.2	0.7
Precast concrete products.....	13	34	11.7	0.8	0.3	0.4	1.7	0.1
Precast concrete products.....	13	3401	11.7	0.8	0.3	0.4	1.7	0.1
Precast concrete products.....	13	340106	11.7	0.8	0.3	0.4	1.7	0.1
Precast concrete slabs and tile, roof and floor units.....	13	3401061	7.6	0.5	0.0	0.1	0.1	0.0
Precast concrete architectural wall panels.....	13	3401062	17.0	0.3	0.0	0.2	1.9	0.0
Burial vaults and boxes, precast concrete.....	13	3401063	9.8	0.6	0.3	0.0	5.0	0.0
Precast concrete products (excl burial vaults and boxes, slabs and tile, and arch. wall panels).....	13	3401064	11.4	1.2	0.5	0.7	1.6	0.2
Prestressed concrete products.....	13	35	28.2	-0.2	1.9	0.0	0.2	-0.6
Prestressed concrete products.....	13	3501	28.2	-0.2	1.9	0.0	0.2	-0.6
Prestressed concrete products.....	13	350107	28.2	-0.2	1.9	0.0	0.2	-0.6
Prestressed concrete bridge beams and solid and hollow cored slabs and panels.....	13	3501071	36.1	-0.3	3.1	-0.1	0.3	-0.5
Prestressed concrete bridge beams.....	13	35010711	48.1	-0.3	1.4	-0.2	0.0	-1.2
Prestressed concrete solid and hollow cored slabs and panels.....	13	35010712	25.0	-0.4	5.3	0.0	0.9	1.3
Prestressed concrete products (excl bridge beams and solid and hollow cored slabs and panels).....	13	3501072	17.6	0.0	0.1	0.1	0.2	-0.8
Clay construction products ex. refractories.....	13	4	9.0	-0.2	0.3	0.5	1.2	2.2
Brick and structural clay tile.....	13	42	8.6	1.0	0.0	0.0	0.9	3.4
Building or common brick.....	13	4201	8.6	1.1	0.0	0.0	0.9	3.5
Building or common brick.....	13	420101	8.6	1.1	0.0	0.0	0.9	3.5
Glazed brick and other brick (paving, floor, and sewer).....	13	4202	9.5	0.1	0.0	0.0	3.8	0.0
Glazed brick and other brick (paving, floor, and sewer).....	13	420201	9.5	0.1	0.0	0.0	3.8	0.0
Clay floor and wall tile, glazed and unglazed.....	13	44	9.6	-1.6	0.4	1.1	1.7	1.0
Clay floor and wall tile, glazed and unglazed (including quarry tile and ceramic mosaic tile).....	13	4401	9.6	-1.6	0.4	1.1	1.7	1.0
Clay floor and wall tile, glazed and unglazed (including quarry tile and ceramic mosaic tile).....	13	440131	9.6	-1.6	0.4	1.1	1.7	1.0
Structural clay products, n.e.c.....	13	45	7.8	0.0	2.5	0.5	0.0	0.0
Structural clay products, n.e.c.....	13	4501	7.8	0.0	2.5	0.5	0.0	0.0
All other structural clay products, excluding clay refractories.....	13	450199	6.8	0.0	0.0	0.6	0.0	0.0
Refractories.....	13	5	8.5	-0.5	0.3	1.6	1.8	0.4
Clay refractories.....	13	52	5.6	0.0	0.0	2.8	1.6	0.0
Clay refractories.....	13	5201	5.6	0.0	0.0	2.8	1.6	0.0
Clay refractories.....	13	520181	5.6	0.0	0.0	2.8	1.6	0.0
Nonclay refractories.....	13	53	11.8	-0.9	0.5	0.8	2.1	1.3
Nonclay refractories (excluding dead-burned magnesia).....	13	5301	11.8	-0.9	0.5	0.8	2.1	1.3
Nonclay refractories (excluding dead-burned magnesia).....	13	530112	11.8	-0.9	0.5	0.8	2.1	1.3
Asphalt felts and coatings.....	13	6	5.0	0.0	0.6	0.4	-2.3	-0.2
Prepared asphalt and tar roofing and siding products.....	13	61	4.7	0.0	0.7	0.4	-3.1	-0.2
Prepared asphalt and tar roofing and siding products.....	13	6101	4.7	0.0	0.7	0.4	-3.1	-0.2
Prepared asphalt and tar roofing and siding products.....	13	610131	4.7	0.0	0.7	0.4	-3.1	-0.2
Asphalt smooth-surfaced roll roofing and cap sheets, organic and fiberglass base.....	13	6101311	13.3	0.8	0.0	0.3	-1.9	0.4
Asphalt mineral-surfaced roll roofing and cap sheets, organic and fiberglass base.....	13	6101312	12.1	1.1	-0.1	0.4	0.4	0.3
Other prepared asphalt and tar products for roofing and siding.....	13	6101317	8.6	0.8	0.1	-0.1	0.7	0.6
Roofing asphalts, pitches, coatings, and cement.....	13	62	5.2	0.0	0.0	0.0	1.5	0.1
Roofing asphalts, pitches, coatings, and cement.....	13	6201	5.2	0.0	0.0	0.0	1.5	0.1
Roofing asphalts, pitches, coatings, and cement.....	13	620121	5.2	0.0	0.0	0.0	1.5	0.1

See footnotes at end of table.

Table 7. Producer price index percentage changes for commodity and service groupings and individual items, not seasonally adjusted — Continued
[February 2023]

Title	Commodity code		Unadjusted 12-month percent change ¹	Unadjusted 1-month percent change ¹				
	Group code	Item code		Feb. 2022 to Feb. 2023 ^P	Sept. to Oct.	Oct. to Nov. ^P	Nov. to Dec. ^P	Dec. to Jan. ^P
Gypsum products.....	13	7	11.7	-0.3	0.4	-0.1	0.0	0.4
Gypsum products.....	13	71	11.7	-0.3	0.4	-0.1	0.0	0.4
Gypsum products.....	13	7101	11.7	-0.3	0.4	-0.1	0.0	0.4
Gypsum building materials.....	13	710102	12.5	-0.4	0.4	-0.2	0.0	0.4
Other gypsum products.....	13	710116	7.9	0.0	0.0	0.0	0.0	0.0
Glass containers.....	13	8	11.9	0.0	2.3	0.0	8.8	-0.3
Glass containers.....	13	81	11.9	0.0	2.3	0.0	8.8	-0.3
Glass containers (including value of packaging).....	13	8101	11.9	0.0	2.3	0.0	8.8	-0.3
Glass containers (including value of packaging).....	13	810104	11.9	0.0	2.3	0.0	8.8	-0.3
Other nonmetallic minerals.....	13	9	12.2	-0.1	-0.3	-0.4	3.6	1.0
Insulation materials.....	13	92	7.7	-0.2	0.3	0.2	0.4	-0.8
Mineral wool for thermal and acoustical envelope insulation.....	13	9201	4.5	-0.3	0.4	0.4	-0.5	-2.5
Mineral wool for thermal and acoustical envelope insulation.....	13	920105	4.5	-0.3	0.4	0.4	-0.5	-2.5
Mineral wool for industrial, equipment, and appliance insulation.....	13	9202	12.8	0.0	0.1	-0.4	1.8	1.7
Mineral wool for industrial, equipment, and appliance insulation.....	13	920201	12.8	0.0	0.1	-0.4	1.8	1.7
Paving mixtures and blocks.....	13	94	14.5	-0.7	-0.8	-2.1	7.2	2.2
Paving mixtures and blocks.....	13	9401	14.5	-0.7	-0.8	-2.1	7.2	2.2
Paving mixtures and blocks.....	13	940113	14.5	-0.7	-0.8	-2.1	7.2	2.2
Emulsified asphalt, including liquid additives.....	13	940113A	17.3	-0.7	-1.2	-1.4	-0.2	0.0
Other liquid asphalt and tar paving materials, including cut-backs.....	13	940113B	26.7	0.4	-1.0	-3.9	-1.3	-0.2
Asphalt and tar paving mixtures (excluding liquid).....	13	940113C	19.2	-0.9	-0.7	-2.2	18.3	5.1
Cut stone and stone products.....	13	95	9.6	0.1	0.0	0.0	0.0	1.8
Cut stone and stone products.....	13	9501	9.6	0.1	0.0	0.0	0.0	1.8
Dressed dimension granite (including gneiss, syenite, diorite, and cut granite).....	13	950111	12.4	0.0	0.0	0.0	0.0	3.1
Dressed dimension limestone (including dolomite, travertine, calcareous, tufa, & cut limestone).....	13	950121	0.1	0.0	0.0	0.0	-	-
Dressed dimension marble and other stone.....	13	950151	6.8	0.3	0.0	0.0	0.0	0.2
Gaskets, packing, and sealing devices.....	13	98	8.0	0.7	0.0	1.0	2.4	0.0
Gaskets and gasketing material.....	13	9801	6.0	1.3	0.0	0.5	2.0	0.0
Nonmetallic gaskets and gasketing.....	13	980111	10.0	0.0	0.0	1.1	3.4	0.0
Metallic gaskets and machined seals.....	13	980112	1.6	2.7	0.0	0.0	0.2	0.0
Packing and sealing.....	13	9802	10.5	0.0	0.0	1.5	3.0	0.0
Compression packing.....	13	980211	4.5	0.0	0.0	0.0	3.4	0.0
Molded packing and sealing devices.....	13	980212	9.9	0.0	0.0	0.8	1.0	0.0
Rotary oil seals.....	13	980214	14.5	0.0	0.0	7.5	3.3	0.0
Nonmetallic minerals and products, n.e.c.....	13	99	14.1	0.2	-0.2	0.1	3.0	0.4
Clay and stone mining and quarrying.....	13	9902	13.7	0.3	-0.4	0.2	2.7	0.7
Ground or treated minerals and earths.....	13	990209	13.7	0.4	-0.4	0.4	1.9	-0.1
Treated lightweight aggregate and crushed slag, minerals and earths.....	13	9902094	11.7	0.0	0.0	0.0	4.3	0.0
Other minerals and earths, treated.....	13	9902096	6.0	0.1	0.4	1.0	0.1	0.2
Dimension stone mining and quarrying.....	13	990211	17.2	0.0	0.0	0.0	10.5	2.0
Clay, excluding kaolin and ball clay.....	13	990214	15.8	0.6	0.0	0.0	0.9	4.1
Bentonite.....	13	990214C	13.3	0.8	0.0	0.0	2.0	0.0
All other nonmetallic minerals, including talc and gypsum.....	13	990299	9.8	-0.4	-0.8	-0.4	4.0	0.0
All other nonmetallic mineral products.....	13	9903	12.1	0.2	0.0	0.0	3.4	0.0
Dry-mixed concrete materials (prepackaged sand, gravel, mortar, and cement premixes).....	13	990312	-	0.0	0.0	0.0	-	-
Other nonmetallic mineral products.....	13	990319	6.9	0.9	0.0	0.2	3.8	0.0
Transportation equipment.....	14	-	4.2	0.5	0.1	0.3	0.4	0.2
Motor vehicles and equipment.....	14	1	4.0	0.7	0.0	0.2	0.3	0.1
Motor vehicles.....	14	11	4.3	1.1	0.1	0.4	0.3	0.2
Passenger cars and chassis.....	14	1101	2.3	0.1	0.0	0.0	0.4	0.0
Passenger cars and chassis.....	14	110131	2.3	0.1	0.0	0.0	0.4	0.0
Motorcycles, including three-wheel motorbikes, motorscooters, mopeds, and parts.....	14	1104	2.9	0.0	0.0	0.2	0.4	0.0
Motorcycles, including three-wheel motorbikes, motorscooters, mopeds, and parts.....	14	110401	2.9	0.0	0.0	0.2	0.4	0.0
Trucks, truck tractors, & bus chassis 14,000 lb or less, incl. minivans & suvs.....	14	1105	6.3	2.2	0.2	0.7	0.3	0.2
Trucks, truck tractors, & bus chassis 14,000 lb or less, incl. minivans & suvs.....	14	110571	6.3	2.2	0.2	0.7	0.3	0.2

See footnotes at end of table.

Table 7. Producer price index percentage changes for commodity and service groupings and individual items, not seasonally adjusted — Continued
 [February 2023]

Title	Commodity code		Unadjusted 12-month percent change ¹	Unadjusted 1-month percent change ¹				
	Group code	Item code		Feb. 2022 to Feb. 2023 ^P	Sept. to Oct.	Oct. to Nov. ^P	Nov. to Dec. ^P	Dec. to Jan. ^P
Trucks, over 14,000 lbs GVW.....	14	1106	2.4	0.0	0.1	0.0	0.1	0.2
Trucks, over 14,000 lbs GVW.....	14	110684	2.4	0.0	0.1	0.0	0.1	0.2
Buses, including military and firefighting vehicles (chassis of own manufacture).....	14	1106843	7.9	0.0	0.1	0.0	0.2	0.0
Motor vehicles parts.....	14	12	2.9	-0.1	-0.1	0.1	0.4	-0.1
Motor vehicles parts.....	14	1205	2.9	-0.1	-0.1	0.1	0.4	-0.1
Gasoline engines and engine parts, excl. carburetors, pistons, and valves.....	14	120501	2.2	0.2	0.6	0.0	-0.1	0.0
Motor vehicle steering and suspension parts.....	14	120502	-2.6	1.7	0.0	0.5	-2.1	0.0
Motor vehicle transmission and power train.....	14	120503	3.6	0.1	-0.2	0.0	0.5	0.0
Motor vehicle drive train components, except wheels and brakes, new.....	14	1205031	3.6	0.1	-0.2	0.0	0.5	0.1
Motor vehicle transmissions except auxiliary and parts, new.....	14	12050310	5.2	0.2	0.0	0.0	3.7	0.5
Parts for manual and automatic transmissions, new.....	14	12050313	14.6	-0.1	-0.5	0.0	0.7	-0.5
Other motor vehicle drive train components, except wheels and brakes, new.....	14	12050315	-1.1	-0.3	-0.9	0.0	-0.4	-0.2
Motor vehicle drive train components, rebuilt.....	14	1205033	6.3	1.8	0.0	0.0	0.4	0.0
Motor vehicle brake systems.....	14	120504	7.6	-1.3	-0.1	-0.3	0.6	0.0
Motor vehicle brake parts and assemblies, new.....	14	1205041	8.0	-1.5	-0.1	-0.3	0.6	0.0
Motor vehicle drum brake assemblies and parts, new.....	14	1205041A	13.7	4.5	0.9	-1.4	-0.7	0.0
Other motor vehicle brake parts and assemblies, new.....	14	1205041B	15.4	1.6	-0.7	0.1	0.7	-0.1
Motor vehicle disc brake assemblies and parts, new.....	14	1205041C	-1.5	-7.9	-0.1	-0.1	1.8	0.0
Filters for internal combustion engines and motor vehicles.....	14	120505	10.2	0.0	1.0	0.0	0.0	0.0
Other motor vehicle parts.....	14	120508	5.4	0.2	-0.1	0.5	2.2	0.3
Vehicle seating and interior trim.....	14	120511	3.0	0.9	-0.8	0.1	0.6	0.0
Automobile trimmings.....	14	1205111	4.0	3.2	0.0	0.1	0.5	0.0
Seats for public conveyance and aircraft.....	14	1205113	3.0	0.0	-0.5	0.2	0.6	0.0
Motor vehicle air conditioning systems and compressors.....	14	120512	-1.6	-0.8	0.0	0.0	0.0	-0.7
Carburetors, pistons, piston rings, and valves.....	14	120513	9.2	-0.1	-0.2	0.0	0.7	4.7
Motor vehicle electrical and electronic equipment.....	14	120514	3.7	0.3	-0.1	0.0	0.3	0.1
Vehicular lighting equipment.....	14	1205141	4.3	2.3	0.0	-0.1	0.6	0.3
Other motor vehicle electrical and electronic equipment.....	14	1205142	3.6	-0.2	-0.2	0.0	0.3	0.0
Battery charging alternators, generators, and regulators.....	14	12051422	-0.4	-0.6	0.1	0.0	0.1	0.0
Parts for electrical and electronic engine equipment.....	14	12051424	-2.0	-0.4	-3.4	0.0	-0.3	0.0
All other miscellaneous non-engine electrical and electronic equipment.....	14	12051425	2.8	-0.1	0.0	0.0	0.6	0.0
All other miscellaneous complete engine electrical equipment, including spark plugs.....	14	12051426	4.5	-0.5	0.2	0.0	-0.2	0.2
Truck and bus bodies.....	14	13	12.8	1.7	0.0	0.1	1.0	1.0
Truck and bus bodies sold separately.....	14	1301	13.4	1.3	-0.1	0.0	1.5	1.2
Other truck and vehicle bodies, sold separately.....	14	13015	13.0	3.0	-0.1	0.0	1.5	0.5
Dump truck bodies, sold separately.....	14	130151	2.4	0.3	-0.9	0.0	0.0	-1.8
All other truck and vehicle bodies, sold separately.....	14	130152	16.1	3.3	0.0	0.0	2.3	1.5
Service truck bodies, sold separately.....	14	130153	11.9	4.5	0.0	0.1	0.0	0.2
Complete vehicles on purchased chassis.....	14	1302	10.9	2.0	0.1	0.1	-0.2	0.2
Buses and firefighting vehicles, complete, produced on purchased chassis.....	14	13027	2.1	0.0	0.4	0.4	0.0	0.1
Buses and firefighting vehicles, complete, produced on purchased chassis.....	14	130275	2.1	0.0	0.4	0.4	0.0	0.1
Other trucks and vehicles, complete, produced on purchased chassis.....	14	13029	-	2.5	0.1	0.1	-	-
Other trucks and vehicles, complete, produced on purchased chassis, except upfitting trucks.....	14	130294	12.0	3.2	0.1	0.1	-0.6	0.6
Truck trailers.....	14	14	2.6	0.2	-0.1	0.1	-1.3	-0.6
Truck trailers.....	14	1406	2.6	0.2	-0.1	0.1	-1.3	-0.6
Truck trailers and chassis, axle rating 10,000 lb or more.....	14	140602	2.0	0.1	-0.1	0.1	-1.4	-0.6
Truck trailers and chassis, axle rating less than 10,000 lb.....	14	140603	7.1	0.6	-0.2	0.0	-0.1	-0.3
Motor homes, built on purchased chassis.....	14	15	2.9	0.7	0.0	0.0	0.0	0.5
Motor homes, built on purchased chassis.....	14	1501	2.9	0.7	0.0	0.0	0.0	0.5
Motor homes, built on purchased chassis.....	14	150101	2.9	0.7	0.0	0.0	0.0	0.5
Travel trailers and campers.....	14	16	5.0	0.6	0.1	0.0	0.0	0.0
Travel trailers.....	14	1601	5.1	0.8	0.1	0.0	0.0	0.0
Travel trailers.....	14	160101	5.1	0.8	0.1	0.0	0.0	0.0
Conventional travel trailers.....	14	1601016	6.5	1.2	0.1	0.0	0.0	0.0
Camping trailers, campers, pick-up covers, and parts.....	14	1602	4.8	0.0	0.1	0.0	0.0	0.0
Camping trailers, campers, pick-up covers, and parts.....	14	160201	4.8	0.0	0.1	0.0	0.0	0.0
Other parts and components, excluding appliances and furnishings.....	14	1602013	-	0.0	0.0	0.0	0.0	-

See footnotes at end of table.

Table 7. Producer price index percentage changes for commodity and service groupings and individual items, not seasonally adjusted — Continued
[February 2023]

Title	Commodity code		Unadjusted 12-month percent change ¹	Unadjusted 1-month percent change ¹				
	Group code	Item code		Feb. 2022 to Feb. 2023 ^P	Sept. to Oct.	Oct. to Nov. ^P	Nov. to Dec. ^P	Dec. to Jan. ^P
Truck campers, caps, box covers, and fold-down camping trailers.....	14	1602014	—	—	0.1	0.0	0.0	0.0
Aircraft and aircraft equipment.....	14	2	5.0	0.2	0.1	0.3	0.6	0.7
Aircraft.....	14	21	5.2	0.3	0.2	0.4	0.5	0.5
Civilian aircraft.....	14	2102	6.4	0.4	0.3	0.6	0.7	0.7
Civilian aircraft.....	14	210206	6.4	0.4	0.3	0.6	0.7	0.7
Military aircraft.....	14	2104	2.8	0.0	0.0	0.0	0.0	0.0
Military aircraft.....	14	210401	2.8	0.0	0.0	0.0	0.0	0.0
Aircraft engine and engine parts.....	14	23	5.0	0.0	0.0	0.4	0.7	0.2
Aircraft engine and engine parts.....	14	2301	5.0	0.0	0.0	0.4	0.7	0.2
Aircraft engine and engine parts.....	14	230101	5.0	0.0	0.0	0.4	0.7	0.2
Aeronautical services on aircraft engines.....	14	2301015	13.0	0.0	0.0	0.0	3.1	0.0
Aircraft engine parts and accessories.....	14	2301017	3.2	0.1	0.1	0.8	0.3	0.2
Parts and accessories for military aircraft engines.....	14	23010175	2.3	0.2	0.0	0.0	0.0	0.6
Parts and accessories for civilian aircraft engines.....	14	23010177	3.4	0.0	0.1	1.0	0.5	0.0
Other aircraft parts and equipment.....	14	25	4.5	0.0	0.1	0.0	0.9	1.9
Other aircraft parts and equipment.....	14	2501	4.5	0.0	0.1	0.0	0.9	1.9
Aircraft propellers and helicopter rotors.....	14	250102	5.7	0.0	0.1	0.1	0.2	0.0
Aircraft parts and auxiliary equipment.....	14	250103	4.5	0.0	0.1	0.0	0.9	2.1
Aircraft landing gear for civilian and military aircraft.....	14	2501032	14.1	0.0	0.0	0.0	10.9	0.0
Other aircraft subassemblies and parts for military aircraft.....	14	2501033	0.3	0.0	0.0	0.1	0.3	0.0
Other aircraft subassemblies and parts for civilian aircraft.....	14	2501034	5.9	0.0	0.1	-0.1	0.6	2.6
Ships and boats.....	14	3	3.6	0.1	0.1	0.3	0.3	0.1
Ships.....	14	31	1.3	0.0	0.0	0.3	0.3	0.0
Military self-propelled ships, new construction.....	14	3102	-0.8	0.0	0.0	0.1	0.4	0.0
Military self-propelled ships, new construction.....	14	310201	-0.8	0.0	0.0	0.1	0.4	0.0
Nonmilitary self-propelled ships, new construction.....	14	3103	4.2	0.0	0.0	-0.7	0.0	0.0
Nonmilitary self-propelled ships, new construction.....	14	310301	4.2	0.0	0.0	-0.7	0.0	0.0
Boats.....	14	32	8.4	0.4	0.2	0.3	0.4	0.2
Outboard motorboats, including commercial and military (except sailboats and lifeboats).....	14	3201	10.0	0.4	0.1	0.3	0.1	0.2
Outboard motorboats, wood or metal, incl. comm. and military (exc. sailboats and lifeboats).....	14	320107	10.2	0.2	0.2	0.2	0.2	0.2
Outboard motorboats, plastics/fiberglass, incl. comm. and mil. (exc. sailboats and lifeboats).....	14	320108	9.8	0.7	0.0	0.4	0.1	0.2
Inboard motorboats, including commercial and military (except sailboats and lifeboats).....	14	3202	7.3	0.8	0.6	0.5	-0.7	0.8
Inboard cabin cruisers, including commercial and military (except sailboats and lifeboats).....	14	320206	7.4	0.0	1.0	1.2	0.0	1.0
Other inboard motorboats, including commercial and military (except sailboats and lifeboats).....	14	320207	5.4	1.4	0.3	0.0	-2.6	0.0
Inboard-outdrive boats, including commercial and military (except sailboats and lifeboats).....	14	3203	4.7	0.0	0.0	0.0	0.0	0.4
All other inboard-outdrive boats, incl. comm. and military (except sailboats and lifeboats).....	14	320310	3.6	0.0	0.0	0.0	0.0	0.4
All other boats (excluding military and commercial).....	14	3204	11.4	0.0	0.0	0.0	6.7	0.0
All other boats (excluding military and commercial).....	14	320406	11.4	0.0	0.0	0.0	6.7	0.0
Railroad equipment.....	14	4	1.2	0.0	0.1	0.0	0.1	0.2
Railroad cars and locomotives.....	14	44	—	0.0	0.0	0.0	0.0	0.0
Railroad cars and locomotives.....	14	4401	—	0.0	0.0	0.0	0.0	0.0
Railroad cars.....	14	440102	—	0.0	0.0	0.0	0.0	—
Railway maintenance of way equipment and parts.....	14	45	—	0.2	0.6	0.2	0.2	0.6
Railway maintenance of way equipment and parts.....	14	4501	6.0	0.2	0.6	0.2	0.2	0.6
Air brake and other brake equipment.....	14	450101	2.3	0.0	0.0	0.0	0.8	1.5
Railway maintenance of way & all other railroad and streetcar equipment, parts and accessories.....	14	450102	6.0	0.3	0.7	0.2	-0.1	0.3
Transportation equipment, n.e.c.....	14	9	3.9	0.2	0.0	-0.2	2.2	-0.1
Transportation equipment, n.e.c.....	14	91	3.9	0.2	0.0	-0.2	2.2	-0.1
Other transportation equipment, incl. golf carts, vehicle trailers, and all-terrain vehicles.....	14	9111	3.9	0.2	0.0	-0.2	2.2	-0.1
Automobile and light truck trailers.....	14	911104	2.0	0.0	0.0	-0.6	0.0	-0.4
All other miscellaneous transportation equipment, including all-terrain vehicles.....	14	911105	6.0	0.3	0.0	0.0	4.0	0.0
All-terrain vehicles and parts.....	14	9111051	7.5	0.1	0.0	-0.1	6.7	0.0
All other miscellaneous transportation equipment and parts.....	14	9111052	7.5	0.6	0.0	0.2	2.8	0.0

See footnotes at end of table.

Table 7. Producer price index percentage changes for commodity and service groupings and individual items, not seasonally adjusted — Continued
[February 2023]

Title	Commodity code		Unadjusted 12-month percent change ¹	Unadjusted 1-month percent change ¹				
	Group code	Item code		Feb. 2022 to Feb. 2023 ^P	Sept. to Oct.	Oct. to Nov. ^P	Nov. to Dec. ^P	Dec. to Jan. ^P
Miscellaneous products.....	15	—	7.8	0.1	0.9	0.2	1.1	0.4
Toys, sporting goods, small arms, etc.....	15	1	9.4	0.3	1.4	1.2	0.8	0.7
Toys, games, and children's vehicles.....	15	11	1.7	0.9	0.0	0.0	1.1	0.0
Toys, games, and children's vehicles.....	15	1101	1.7	0.9	0.0	0.0	1.1	0.0
Nonelectronic games and puzzles (excl. toys), and electronic toys (incl. parts).....	15	110152	-0.4	0.0	0.0	0.0	0.0	0.0
Nonelectronic games and puzzles, including parts.....	15	1101521	-0.4	0.0	0.0	0.0	0.0	0.0
Other nonelectronic toys, including parts.....	15	110154	6.4	3.2	0.0	0.0	3.2	0.0
Models, science & craft kits/supply, & collectors' miniatures.....	15	110155	1.9	0.3	0.0	0.0	0.5	0.0
Sporting and athletic goods.....	15	12	15.0	0.4	2.4	2.0	0.7	1.2
Sporting and athletic goods.....	15	1201	15.0	0.4	2.4	2.0	0.7	1.2
Golf equipment, excluding apparel and shoes.....	15	120127	37.8	0.2	5.5	5.4	0.4	4.3
Bicycles, adult tricycles, unicycles and parts.....	15	120182	4.7	4.0	0.2	0.0	0.0	0.0
Playground equipment.....	15	120185	10.9	1.3	2.9	0.0	2.2	0.0
Gymnasium and exercise equipment.....	15	120192	4.9	0.0	0.0	0.0	0.0	0.0
Other sporting and athletic goods.....	15	120193	2.6	0.0	0.5	0.0	1.2	0.6
Small arms and ammunition.....	15	13	1.9	0.0	0.1	0.0	0.9	0.0
Small arms.....	15	1301	0.4	0.0	0.1	0.0	0.3	0.0
Single barrel shotguns, other small firearms n.e.c., and parts & attachments for small arms.....	15	130128	0.8	0.0	0.0	0.0	0.5	0.0
Small arms ammunition.....	15	1302	4.4	0.0	0.0	0.0	2.0	0.0
Small arms cartridges and shells.....	15	130281	4.8	0.0	0.0	0.0	2.5	0.0
Tobacco products, incl. stemmed & redried.....	15	2	12.4	0.0	1.8	0.0	1.5	1.9
Cigarettes, excluding electronic.....	15	21	13.3	0.0	1.9	0.0	1.7	2.1
Cigarettes, excluding electronic.....	15	2101	13.3	0.0	1.9	0.0	1.7	2.1
Cigarettes, excluding electronic.....	15	210105	13.3	0.0	1.9	0.0	1.7	2.1
Stemmed and redried tobacco.....	15	24	3.2	1.0	1.6	0.0	0.9	0.0
Stemmed and redried tobacco.....	15	2402	3.2	1.0	1.6	0.0	0.9	0.0
Stemmed and redried tobacco.....	15	240208	3.2	1.0	1.6	0.0	0.9	0.0
Tobacco, unstemmed leaf, redried before packing.....	15	2402081	3.2	0.2	3.1	0.0	0.3	0.0
Tobacco, stemmed.....	15	2402084	3.4	1.8	0.0	0.0	1.6	0.0
Other tobacco products.....	15	25	8.6	0.0	1.0	0.0	0.2	1.0
Other tobacco products.....	15	2501	8.6	0.0	1.0	0.0	0.2	1.0
Other tobacco products.....	15	250101	8.6	0.0	1.0	0.0	0.2	1.0
Cigars.....	15	2501011	0.0	0.0	0.0	0.0	0.0	0.0
Chewing and smoking tobacco.....	15	2501014	10.2	0.0	1.3	0.0	0.3	1.3
Notions.....	15	3	7.0	0.0	0.0	0.3	0.0	0.0
Fasteners, zippers, buttons, needles, pins, and buckles.....	15	32	7.0	0.0	0.0	0.3	0.0	0.0
Fasteners, zippers, buttons, needles, pins, and buckles.....	15	3201	7.0	0.0	0.0	0.3	0.0	0.0
Fasteners, zippers, buttons, needles, pins, and buckles (except precious metal).....	15	320100	7.0	0.0	0.0	0.3	0.0	0.0
Photographic equipment and supplies.....	15	4	6.6	-3.9	2.4	-0.9	4.1	-1.9
Photographic and photocopying equipment.....	15	41	—	0.0	—	—	—	—
Photographic and photocopying equipment.....	15	4107	—	0.0	—	—	—	—
Photographic and photocopying equipment.....	15	410701	—	0.0	—	—	—	—
Photographic supplies.....	15	42	7.3	-5.2	3.2	-1.2	5.3	-2.4
Photographic supplies.....	15	4206	7.3	-5.2	3.2	-1.2	5.3	-2.4
Photographic supplies.....	15	420601	7.3	-5.2	3.2	-1.2	5.3	-2.4
Prepared photographic chemicals.....	15	4206011	2.8	-0.1	0.6	-0.6	1.4	0.3
Photographic sensitized film, plates, paper, & cloth.....	15	4206012	8.9	-6.6	4.0	-1.4	7.0	-3.4
Photographic sensitized film, plates, paper, & cloth, silver-halide-type (excl X-ray).....	15	42060121	7.0	—	—	-2.8	8.4	-4.1
Photographic sensitized film, plates, paper & cloth, other than silver-halide-type (incl X-ray).....	15	42060122	8.6	0.4	-0.1	0.4	0.0	0.0
Mobile homes.....	15	5	0.0	-0.8	-0.3	0.0	-1.3	-0.6
Manufactured homes (mobile homes), all sizes (incl. multisection).....	15	53	0.0	-0.8	-0.3	0.0	-1.3	-0.6
Manufactured mobile homes and nonresidential mobile buildings.....	15	5303	0.0	-0.8	-0.3	0.0	-1.3	-0.6
Manufactured homes (mobile homes), all width sizes (incl. multisection).....	15	530301	0.0	-0.8	-0.3	0.0	-1.3	-0.6
Medical, surgical & personal aid devices.....	15	6	3.8	0.3	0.0	0.4	1.2	0.1
Surgical and medical instruments.....	15	62	3.9	0.3	0.0	0.2	1.4	-0.1

See footnotes at end of table.

Table 7. Producer price index percentage changes for commodity and service groupings and individual items, not seasonally adjusted — Continued
[February 2023]

Title	Commodity code		Unadjusted 12-month percent change ¹	Unadjusted 1-month percent change ¹				
	Group code	Item code		Feb. 2022 to Feb. 2023 ^P	Sept. to Oct.	Oct. to Nov. ^P	Nov. to Dec. ^P	Dec. to Jan. ^P
Surgical and medical instruments.....	15	6201	3.9	0.3	0.0	0.2	1.4	-0.1
Surgical and medical instruments.....	15	620103	3.9	0.3	0.0	0.2	1.4	-0.1
Surgical and medical catheters.....	15	6201031	0.4	-0.6	0.1	0.4	-0.1	-0.1
Orthopedic and surgical instruments.....	15	6201033	5.0	0.0	0.1	0.1	0.4	0.1
Other surgical and medical apparatus and instruments, excluding parts.....	15	6201037	4.0	-0.3	-0.4	0.4	3.6	-0.3
Parts for surgical and medical apparatus and instruments.....	15	6201038	2.6	1.4	0.0	0.0	0.9	0.0
Medical and surgical appliances and supplies.....	15	63	3.7	0.3	0.2	0.1	1.3	0.2
Medical and surgical appliances and supplies.....	15	6301	3.7	0.3	0.2	0.1	1.3	0.2
Medical and surgical appliances and supplies.....	15	630104	3.7	0.3	0.2	0.1	1.3	0.2
Artificial joints and limbs.....	15	6301041	-	-	-	-	-	-
Other orthopedic and prosthetic appliances.....	15	6301042	1.4	0.0	0.0	0.0	0.9	0.0
All other surgical and medical items.....	15	6301044	4.3	0.4	0.2	0.1	1.5	0.2
Ophthalmic goods.....	15	64	2.8	0.0	0.0	1.2	0.0	0.7
Ophthalmic goods.....	15	6401	2.8	0.0	0.0	1.2	0.0	0.7
Dental equipment and supplies.....	15	65	-	0.4	-1.1	1.7	-	-
Dental equipment and supplies.....	15	6501	-	0.4	-1.1	1.7	-	-
Dental equipment and supplies.....	15	650107	-	0.4	-1.1	1.7	-	-
Professional dental equipment and supplies.....	15	6501071	-	0.0	0.0	1.7	-	-
Professional dental equipment.....	15	65010711	-	0.0	0.0	3.7	-	-
Professional dental supplies.....	15	65010712	-	0.0	0.0	0.0	-	-
Other industrial safety equipment.....	15	7	10.6	3.7	0.0	0.0	0.2	0.1
Personal safety equipment and clothing.....	15	71	10.6	3.7	0.0	0.0	0.2	0.1
Personal safety equipment and clothing.....	15	7108	10.6	3.7	0.0	0.0	0.2	0.1
Personal safety equipment and clothing.....	15	710802	10.6	3.7	0.0	0.0	0.2	0.1
Other miscellaneous products.....	15	9	9.0	0.6	0.8	0.2	0.7	-0.6
Burial caskets.....	15	91	13.3	5.7	2.7	0.0	3.4	0.0
Burial caskets.....	15	9101	13.3	5.7	2.7	0.0	3.4	0.0
Burial caskets.....	15	910109	13.3	5.7	2.7	0.0	3.4	0.0
Metal burial caskets & coffins, completely lined & trimmed, adult sizes.....	15	9101091	16.0	10.1	2.9	0.0	0.0	0.0
Musical instruments.....	15	93	5.1	1.5	0.6	-1.0	0.0	0.5
Musical instruments.....	15	9301	5.1	1.5	0.6	-1.0	0.0	0.5
Nonelectronic pianos, organs, and nonelectronic piano and organ parts, excluding benches.....	15	930113	3.4	0.0	0.0	0.0	0.0	0.0
Other musical instruments and parts.....	15	930117	5.4	1.7	0.7	-1.2	0.0	0.6
Other nonelectronic musical instruments.....	15	9301172	5.0	0.0	0.0	0.0	0.0	0.0
Other musical instrument parts & accessories, sold separately, excl. benches & instrument cases.....	15	9301173	-	0.7	0.0	0.0	0.0	-
Jewelry and jewelry products.....	15	94	7.4	-0.3	2.5	0.8	1.7	-1.0
Jewelry (gold and platinum) and silverware.....	15	9402	8.4	-0.5	3.6	0.7	1.7	-2.3
Jewelry, gold and platinum.....	15	940222	8.5	-0.5	3.6	0.7	1.7	-2.3
Costume jewelry and novelties.....	15	9404	4.6	0.0	0.0	0.0	4.1	0.9
Costume jewelry and novelties.....	15	940415	4.6	0.0	0.0	0.0	4.1	0.9
All other jewelry and personal goods (excluding costume).....	15	9407	7.8	-0.2	2.2	0.6	0.3	0.3
All other jewelry and personal goods (excluding costume).....	15	940714	7.8	-0.2	2.2	0.6	0.3	0.3
Jewelers' material and lapidary work.....	15	9408	4.0	0.0	0.2	2.3	0.3	0.5
Pens, pencils, and marking devices.....	15	95	5.6	0.0	-0.1	0.0	1.2	0.5
Pens, markers, mechanical pencils, and associated parts.....	15	9502	4.0	0.0	-0.7	0.0	0.0	0.0
Pens, markers, mechanical pencils, and associated parts.....	15	950210	4.0	0.0	-0.7	0.0	0.0	0.0
Lead pencils, art goods, office supplies and small office equipment, excluding paper.....	15	9503	8.2	0.0	0.3	0.0	1.7	0.9
Lead pencils, art goods, office supplies and small office equipment, excluding paper.....	15	950307	8.2	0.0	0.3	0.0	1.7	0.9
Marking devices.....	15	9504	1.7	0.0	0.0	0.0	1.2	0.0
Marking devices.....	15	950406	1.7	0.0	0.0	0.0	1.2	0.0
Brooms and brushes.....	15	97	6.2	0.0	1.1	0.0	0.7	1.1
Brooms, brushes and mops.....	15	9705	6.2	0.0	1.1	0.0	0.7	1.1
Brooms, mops, and dusters.....	15	970501	5.6	0.0	3.1	0.0	0.4	0.1
Brooms.....	15	9705011	6.5	0.0	3.2	0.0	0.9	0.1
Mops and dusters, including refills.....	15	9705012	4.8	0.0	2.9	0.0	0.0	0.0
Paint and varnish brushes and rollers.....	15	970502	5.4	0.0	0.0	0.0	1.8	1.9
Paint and varnish brushes.....	15	9705021	9.1	0.0	0.0	0.0	3.8	1.1

See footnotes at end of table.

Table 7. Producer price index percentage changes for commodity and service groupings and individual items, not seasonally adjusted — Continued
[February 2023]

Title	Commodity code		Unadjusted 12-month percent change ¹	Unadjusted 1-month percent change ¹				
	Group code	Item code		Feb. 2022 to Feb. 2023 ^P	Sept. to Oct.	Oct. to Nov. ^P	Nov. to Dec. ^P	Dec. to Jan. ^P
Paint holders, pads, roller frames, and rollers.....	15	9705022	2.9	0.0	0.0	0.0	0.1	2.7
Other brushes, excl. paint and varnish brushes.....	15	970503	6.7	0.0	0.3	0.0	0.5	1.3
Personal brushes.....	15	9705031	0.1	0.0	0.0	0.0	0.0	0.0
Brushes, other than personal.....	15	9705032	14.0	0.0	0.7	0.0	0.9	2.2
Miscellaneous products, n.e.c.....	15	9A	10.2	0.8	0.4	0.2	0.4	-0.8
Candles.....	15	9A01	1.0	0.0	0.0	0.0	0.0	0.0
Candles.....	15	9A0101	1.0	0.0	0.0	0.0	0.0	0.0
Signs and advertising displays.....	15	9A04	12.0	0.6	0.0	0.5	0.6	0.0
Non-electric signs and displays.....	15	9A0402	13.5	1.0	0.0	0.8	1.1	0.0
Electric signs and displays.....	15	9A0404	10.0	0.0	0.0	0.0	0.0	0.0
All other miscellaneous fabricated products and recyclable materials.....	15	9A09	9.7	1.1	0.8	-0.1	0.1	-2.3
Other miscellaneous fabricated products.....	15	9A0901	16.1	0.0	0.0	0.0	0.1	-0.7
Reproduction of audio and video media and software.....	15	9D	11.1	0.1	0.1	0.0	1.2	0.0
Reproduction of audio and video media and software.....	15	9D01	11.1	0.1	0.1	0.0	1.2	0.0
Services²								
Transportation services.....	30	—	7.3	0.7	-0.6	-0.2	-0.1	-1.0
Transportation of freight and mail.....	30	1	4.2	-0.5	0.5	-1.0	-0.5	-0.5
Rail transportation of freight and mail.....	30	11	6.6	-0.6	0.6	-0.1	0.7	-1.1
Rail transportation of freight and mail.....	30	1101	6.6	-0.6	0.6	-0.1	0.7	-1.1
Rail transportation of freight and mail.....	30	110101	6.6	-0.6	0.6	-0.1	0.7	-1.1
Truck transportation of freight.....	30	12	-0.2	-0.9	0.8	-1.3	-3.4	-0.8
Local motor carrying.....	30	1201	8.2	0.4	0.3	-3.0	-0.1	-0.4
Local motor carrying.....	30	120101	8.2	0.4	0.3	-3.0	-0.1	-0.4
Long-distance motor carrying.....	30	1202	-2.8	-1.4	1.0	-0.8	-4.5	-1.0
Long-distance motor carrying.....	30	120201	-2.8	-1.4	1.0	-0.8	-4.5	-1.0
Water transportation of freight.....	30	13	21.2	0.2	-0.2	-0.3	-1.2	-0.3
Deep sea water transportation of freight.....	30	1301	20.3	0.0	-1.3	-0.6	-3.3	-0.5
Deep sea water transportation of freight.....	30	130101	20.3	0.0	-1.3	-0.6	-3.3	-0.5
Coastal and intercoastal water transportation of freight.....	30	1302	29.4	0.4	1.7	1.0	0.9	-0.6
Coastal and intercoastal water transportation of freight.....	30	130201	29.4	0.4	1.7	1.0	0.9	-0.6
Great Lakes-St Lawrence Seaway water transportation of freight.....	30	1303	8.7	0.1	1.8	-1.9	-1.8	-0.5
Great lakes-St Lawrence Seaway water transportation of freight.....	30	130301	8.7	0.1	1.8	-1.9	-1.8	-0.5
Inland waterways transportation of freight.....	30	1304	15.9	0.7	1.0	-0.4	0.9	0.4
Inland waterways transportation of freight.....	30	130401	15.9	0.7	1.0	-0.4	0.9	0.4
Air transportation of freight.....	30	14	-0.5	-2.6	-2.5	-0.3	-0.1	0.2
Air transportation of freight.....	30	1401	-0.5	-2.6	-2.5	-0.3	-0.1	0.2
Air transportation of freight, domestic.....	30	140102	5.2	0.0	-0.2	-0.7	0.4	0.2
Air transportation of freight, international.....	30	140103	-3.8	-3.9	-3.6	-0.1	-0.8	0.1
Courier, messenger, and U.S. postal services.....	30	16	8.8	0.2	0.4	-0.7	5.0	0.0
U.S. Postal Service.....	30	1601	10.0	0.9	0.0	0.0	4.0	0.0
Mailing services (market dominant services).....	30	160107	11.0	0.1	0.0	0.0	4.5	0.0
First class mail.....	30	1601071	10.1	0.2	0.0	0.0	4.1	0.0
Periodicals mail.....	30	1601072	12.3	0.0	0.0	0.0	3.6	0.0
Standard class mail.....	30	1601073	12.1	0.0	0.0	0.0	5.2	0.0
Package services mail.....	30	1601074	11.9	0.0	0.0	0.0	3.7	0.0
Special services and fees.....	30	1601075	11.6	0.0	0.0	0.0	4.4	0.0
Shipping services (competitive services).....	30	160108	7.1	3.9	0.0	0.0	3.0	0.0
Courier and messenger services, except air.....	30	1602	6.4	-0.3	0.5	-0.3	4.4	-0.1
Courier and messenger services, except air.....	30	160201	6.4	-0.3	0.5	-0.3	4.4	-0.1
Air mail and package delivery services, excluding by USPS.....	30	1603	9.9	-0.6	1.0	-3.2	7.5	-0.1
Air mail and package delivery services, excluding by USPS.....	30	160301	9.9	-0.6	1.0	-3.2	7.5	-0.1
Pipeline transportation.....	30	17	—	-0.1	0.0	-1.3	0.3	1.2
Pipeline transportation of petroleum products.....	30	1701	8.2	0.2	0.0	0.0	0.2	0.0
Pipeline transportation of crude petroleum.....	30	170101	8.4	0.3	-0.1	0.0	0.0	0.0
Pipeline transportation of refined petroleum products.....	30	170102	7.9	0.0	0.1	0.0	0.4	0.1
Pipeline transportation of natural gas.....	30	1702	—	-0.2	0.0	-2.0	0.4	2.1
Pipeline transportation of natural gas.....	30	170201	—	-0.2	0.0	-2.0	0.4	2.1
Transportation of passengers (partial).....	30	2	22.1	6.1	-5.2	3.0	1.7	-3.4
Rail transportation of passengers.....	30	21	2.1	0.0	0.0	0.0	0.0	0.0
Rail transportation of passengers.....	30	2101	2.1	0.0	0.0	0.0	0.0	0.0
Rail transportation of passengers.....	30	210101	2.1	0.0	0.0	0.0	0.0	0.0

See footnotes at end of table.

Table 7. Producer price index percentage changes for commodity and service groupings and individual items, not seasonally adjusted — Continued
 [February 2023]

Title	Commodity code		Unadjusted 12-month percent change ¹	Unadjusted 1-month percent change ¹				
	Group code	Item code		Feb. 2022 to Feb. 2023 ^P	Sept. to Oct.	Oct. to Nov. ^P	Nov. to Dec. ^P	Dec. to Jan. ^P
Airline passenger services.....	30	22	22.5	6.2	-5.3	3.1	1.8	-3.5
Airline passenger services.....	30	2201	22.5	6.2	-5.3	3.1	1.8	-3.5
Airline passenger services, domestic.....	30	220101	24.7	6.6	-5.9	2.9	-0.2	-0.3
Airline passenger services, international.....	30	220102	16.2	4.9	-3.0	3.8	6.8	-11.2
Services related to transportation activities.....	31	—	-11.1	2.9	-6.1	0.4	-1.6	-0.6
Services related to water transportation.....	31	1	6.0	0.7	0.4	0.1	1.2	1.4
Towing, tugging, docking, and related services.....	31	11	13.7	0.7	0.3	0.3	2.9	3.5
Towing, tugging, docking and related services.....	31	1101	13.7	0.7	0.3	0.3	2.9	3.5
Towing, tugging, docking and related services.....	31	110101	13.7	0.7	0.3	0.3	2.9	3.5
Operation of port waterfront terminals.....	31	12	5.9	1.5	1.6	-0.1	1.2	0.7
Operation of port waterfront terminals.....	31	1201	5.9	1.5	1.6	-0.1	1.2	0.7
Operation of port waterfront terminals.....	31	120101	5.9	1.5	1.6	-0.1	1.2	0.7
Marine cargo handling.....	31	13	0.5	0.5	0.0	0.0	0.0	0.0
Marine cargo handling.....	31	1301	0.5	0.5	0.0	0.0	0.0	0.0
Marine cargo handling.....	31	130101	0.5	0.5	0.0	0.0	0.0	0.0
Services related to air transportation.....	31	2	4.6	1.0	-0.9	-1.1	1.9	0.6
Other airport operations, excluding aircraft maintenance and repair.....	31	21	4.6	1.0	-0.9	-1.1	1.9	0.6
Other airport operations, excluding aircraft maintenance and repair.....	31	2101	4.6	1.0	-0.9	-1.1	1.9	0.6
Other airport operations, excluding aircraft maintenance and repair.....	31	210101	4.6	1.0	-0.9	-1.1	1.9	0.6
Other services related to transportation activities (partial).....	31	3	-20.6	4.2	-10.0	1.1	-3.8	-1.7
Arrangement of freight and cargo.....	31	31	-31.7	7.2	-14.4	1.9	-6.1	-2.8
Arrangement of freight and cargo.....	31	3101	-31.7	7.2	-14.4	1.9	-6.1	-2.8
Arrangement of freight and cargo.....	31	310101	-31.7	7.2	-14.4	1.9	-6.1	-2.8
Freight forwarding.....	31	32	0.5	0.0	-3.4	0.0	0.0	-0.1
Freight forwarding.....	31	3201	0.5	0.0	-3.4	0.0	0.0	-0.1
Freight forwarding.....	31	320101	0.5	0.0	-3.4	0.0	0.0	-0.1
Warehousing, storage, and related services.....	32	—	18.4	0.0	-0.3	4.8	1.7	2.8
Warehousing, storage, and related services.....	32	1	18.4	0.0	-0.3	4.8	1.7	2.8
Warehousing, storage, and related services.....	32	11	18.4	0.0	-0.3	4.8	1.7	2.8
Warehousing, storage, and related services.....	32	1101	18.4	0.0	-0.3	4.8	1.7	2.8
Warehousing, storage, and related services.....	32	110101	18.4	0.0	-0.3	4.8	1.7	2.8
Publishing sales, excluding software.....	33	—	3.8	0.5	-1.2	0.4	0.7	0.6
Book, periodical, and newspaper publishing sales and subscriptions.....	33	1	3.1	0.7	-2.0	0.9	0.3	0.1
Sales of books.....	33	11	4.1	1.3	-0.6	1.0	0.7	0.2
Sales of textbooks.....	33	1101	4.5	4.4	-2.3	3.7	0.5	0.4
Sales of textbooks.....	33	110101	4.5	4.4	-2.3	3.7	0.5	0.4
Sales of technical, scientific, and professional books.....	33	1102	3.3	-0.2	-0.1	-0.3	0.4	0.0
Sales of technical, scientific, and professional books.....	33	110201	3.3	-0.2	-0.1	-0.3	0.4	0.0
Sales of religious books.....	33	1103	9.7	4.7	-3.7	-0.4	0.7	3.4
Sales of religious books.....	33	110301	9.7	4.7	-3.7	-0.4	0.7	3.4
Sales of general adult and juvenile books.....	33	1104	3.4	-0.3	0.5	-0.3	1.3	0.1
Sales of general adult and juvenile books.....	33	110402	3.4	-0.3	0.5	-0.3	1.3	0.1
Sales of general adult books.....	33	1104021	—	—	—	—	1.4	-0.9
Sales of juvenile books.....	33	1104022	—	—	—	—	1.2	1.4
Sales of general reference books.....	33	1105	5.4	2.0	-3.9	1.1	0.2	0.1
Sales of general reference books.....	33	110501	5.4	2.0	-3.9	1.1	0.2	0.1
Sales and subscriptions of periodicals and newspapers.....	33	12	2.0	0.0	-3.8	0.6	0.0	0.0
Sales and subscriptions of periodicals.....	33	1201	-7.7	0.0	-7.8	0.0	0.1	0.0
Sales and subscriptions of periodicals.....	33	120101	-7.7	0.0	-7.8	0.0	0.1	0.0
Newspaper subscription and single copy sales.....	33	1202	10.6	0.0	-0.5	1.1	0.0	0.0
Newspaper subscription and single copy sales.....	33	120205	10.6	0.0	-0.5	1.1	0.0	0.0
Newspaper subscriptions, print and online bundled.....	33	1202051	5.1	0.3	0.3	0.1	0.0	0.3
Newspaper subscriptions, print only.....	33	1202052	11.3	0.0	-0.6	1.3	0.0	0.0
Greeting card publishing sales.....	33	3	8.0	-0.2	0.1	0.1	0.1	-0.1
Greeting card publishing sales.....	33	31	8.0	-0.2	0.1	0.1	0.1	-0.1
Greeting card publishing sales.....	33	3101	8.0	-0.2	0.1	0.1	0.1	-0.1
Greeting card publishing sales.....	33	310101	8.0	-0.2	0.1	0.1	0.1	-0.1
Calendars, yearbooks, and other miscellaneous publishing sales.....	33	4	2.6	0.0	0.1	0.1	3.5	0.1

See footnotes at end of table.

Table 7. Producer price index percentage changes for commodity and service groupings and individual items, not seasonally adjusted — Continued
[February 2023]

Title	Commodity code		Unadjusted 12-month percent change ¹	Unadjusted 1-month percent change ¹				
	Group code	Item code		Feb. 2022 to Feb. 2023 ^P	Sept. to Oct.	Oct. to Nov. ^P	Nov. to Dec. ^P	Dec. to Jan. ^P
Calendars, yearbooks, and other miscellaneous publishing sales.....	33	41	2.6	0.0	0.1	0.1	3.5	0.1
Calendars, yearbooks, and other miscellaneous publishing sales.....	33	4101	2.6	0.0	0.1	0.1	3.5	0.1
Calendars, yearbooks, and other miscellaneous publishing sales.....	33	410101	2.6	0.0	0.1	0.1	3.5	0.1
Directory, mailing list, and related compilations publishing sales.....	33	6	—	—	—	—	1.4	2.6
Directory, mailing list, and related compilations publishing sales.....	33	61	—	—	—	—	1.4	2.6
Directory, mailing list, and related compilations publishing sales.....	33	6101	—	—	—	—	1.4	2.6
Directory, mailing list, and related compilations publishing sales.....	33	610101	—	—	—	—	1.4	2.6
Software publishing.....	34	—	3.2	-0.5	-2.4	0.5	1.7	1.2
System software publishing.....	34	1	—	-0.5	-1.1	0.5	2.4	2.8
System software publishing.....	34	11	—	-0.5	-1.1	0.5	2.4	2.8
System software publishing.....	34	1101	—	-0.5	-1.1	0.5	2.4	2.8
System software publishing.....	34	110101	—	-0.5	-1.1	0.5	2.4	2.8
Application software publishing.....	34	2	2.7	-0.5	-2.9	0.5	1.0	-0.6
Application software publishing.....	34	21	2.7	-0.5	-2.9	0.5	1.0	-0.6
Desktop and portable device application software publishing.....	34	2101	4.5	-2.5	-1.9	0.8	3.0	-2.1
Desktop and portable device application software publishing.....	34	210101	4.5	-2.5	-1.9	0.8	3.0	-2.1
Application software publishing, cross-industry, vertical market, utilities, and other.....	34	2103	2.2	1.0	-3.9	0.3	0.2	0.4
Application software publishing, cross-industry, vertical market, utilities, and other.....	34	210301	2.2	1.0	-3.9	0.3	0.2	0.4
Application software publishing, game software.....	34	2104	-1.0	1.1	-2.6	0.7	-0.9	-0.3
Application software publishing, game software.....	34	210401	-1.0	1.1	-2.6	0.7	-0.9	-0.3
Network compensation from broadcast and cable television and radio.....	35	—	1.6	0.0	0.0	0.0	0.2	0.0
Affiliate agreements, programming sales, and retransmission fees for cable and broadcast tv.....	35	1	2.0	0.0	0.0	0.0	0.5	0.0
Affiliate agreements, programming sales, and retransmission fees for cable and broadcast tv.....	35	11	2.0	0.0	0.0	0.0	0.5	0.0
Affiliate agreements, programming sales, and retransmission fees for cable and broadcast tv.....	35	1101	2.0	0.0	0.0	0.0	0.5	0.0
Affiliate agreements, programming sales, and retransmission fees for cable and broadcast tv.....	35	110101	2.0	0.0	0.0	0.0	0.5	0.0
Affiliate agreements, programming sales, and retransmission fees for radio.....	35	2	-2.4	1.1	-1.4	1.1	-0.8	0.0
Affiliate agreements, programming sales, and retransmission fees for radio.....	35	21	-2.4	1.1	-1.4	1.1	-0.8	0.0
Affiliate agreements, programming sales, and network compensation for radio.....	35	2101	-2.4	1.1	-1.4	1.1	-0.8	0.0
Affiliate agreements, programming sales, and network compensation for radio.....	35	210101	-2.4	1.1	-1.4	1.1	-0.8	0.0
Advertising space and time sales.....	36	—	-1.2	4.2	2.3	-4.4	-2.3	-1.4
Advertising space sales in periodicals, newspapers, directories, and mailing lists.....	36	1	3.8	0.5	-0.3	1.0	1.1	0.6
Advertising space sales in periodicals and newspapers.....	36	11	2.8	0.7	-0.4	1.2	0.4	0.7
Advertising space sales in periodicals.....	36	1101	3.3	0.0	0.0	0.0	3.0	0.2
Advertising space sales in specialized, business, and professional periodicals, print only.....	36	110101	—	0.0	0.0	0.0	—	—
Advertising space sales in general and consumer periodicals, print only.....	36	110102	—	0.0	0.0	0.0	—	—
Advertising space sales in newspapers.....	36	1102	1.7	1.3	-0.8	2.2	-2.5	1.3
Advertising space sales in newspapers, print only.....	36	110203	1.5	1.5	-0.9	2.7	-2.5	1.3
Advertising space sales in directories and mailing lists.....	36	12	9.8	0.0	0.0	0.0	5.3	0.0
Print advertising space sales in directories and mailing lists.....	36	1201	9.8	0.0	0.0	0.0	5.3	0.0
Print advertising space sales in directories and mailing lists.....	36	120101	9.8	0.0	0.0	0.0	5.3	0.0
Television advertising time sales.....	36	2	-12.7	9.7	5.1	-10.3	-5.3	-7.0
Television advertising time sales.....	36	21	-12.7	9.7	5.1	-10.3	-5.3	-7.0
Broadcast and network television advertising time sales.....	36	2101	-8.6	13.3	1.8	-16.7	-7.6	-2.8
Broadcast and network television advertising time sales.....	36	210101	-8.6	13.3	1.8	-16.7	-7.6	-2.8
Cable network advertising time sales.....	36	2102	-19.4	4.4	12.9	0.5	-3.8	-11.9
Cable network advertising time sales.....	36	210201	-19.4	4.4	12.9	0.5	-3.8	-11.9
Local cable system advertising time sales.....	36	2103	0.0	0.0	0.0	0.0	0.0	0.0
Local cable system advertising time sales.....	36	210301	0.0	0.0	0.0	0.0	0.0	0.0
Radio advertising time sales.....	36	3	-3.3	-1.0	2.5	-4.8	-11.6	10.6
Radio advertising time sales.....	36	31	-3.3	-1.0	2.5	-4.8	-11.6	10.6

See footnotes at end of table.

Table 7. Producer price index percentage changes for commodity and service groupings and individual items, not seasonally adjusted — Continued
 [February 2023]

Title	Commodity code		Unadjusted 12-month percent change ¹	Unadjusted 1-month percent change ¹				
	Group code	Item code		Feb. 2022 to Feb. 2023 ^P	Sept. to Oct.	Oct. to Nov. ^P	Nov. to Dec. ^P	Dec. to Jan. ^P
Radio advertising time sales.....	36	3101	-3.3	-1.0	2.5	-4.8	-11.6	10.6
Radio advertising time sales.....	36	310101	-3.3	-1.0	2.5	-4.8	-11.6	10.6
Internet advertising sales.....	36	6	-	-	-	-	-0.2	0.0
Internet advertising sales.....	36	61	-	-	-	-	-0.2	0.0
Internet advertising sales.....	36	6101	-	-	-	-	-0.2	0.0
Internet advertising sales.....	36	610101	-	-	-	-	-0.2	0.0
Telecommunication, cable, and internet user services.....	37	-	5.1	0.4	-0.1	0.3	1.4	0.3
Wired telephone services.....	37	1	2.4	0.1	0.1	0.1	-0.1	0.4
Residential wired telephone services.....	37	11	4.1	0.5	0.1	0.0	0.0	0.2
Local residential wired telephone service.....	37	1101	3.5	0.4	0.0	0.0	0.0	0.4
Local residential wired telephone service.....	37	110101	3.5	0.4	0.0	0.0	0.0	0.4
Long distance residential wired telephone service.....	37	1102	5.6	0.5	0.3	-0.1	0.1	0.0
Long distance residential wired telephone service.....	37	110201	5.6	0.5	0.3	-0.1	0.1	0.0
All-distance residential wired telephone service.....	37	1103	1.6	0.3	0.1	0.2	0.3	0.1
All-distance residential wired telephone service.....	37	110301	1.6	0.3	0.1	0.2	0.3	0.1
Business wired telephone services.....	37	12	2.1	-0.1	0.1	0.2	-0.2	0.6
Local business wired telephone service.....	37	1201	1.0	-0.6	-0.2	0.1	-1.6	0.7
Local business wired telephone service.....	37	120101	1.0	-0.6	-0.2	0.1	-1.6	0.7
Long distance business wired telephone and other toll service.....	37	1202	4.6	2.0	1.1	1.0	0.8	-1.1
Long distance business wired telephone and other toll service.....	37	120201	-	2.0	1.1	1.0	0.8	-1.1
Private line wired telephone service.....	37	1204	2.7	-0.2	0.1	0.2	-0.1	1.6
Private line wired telephone service.....	37	120401	2.7	-0.2	0.1	0.2	-0.1	1.6
All-distance business wired telephone service (partial).....	37	1205	-	-0.2	0.3	-0.5	0.4	2.0
All-distance business wired telephone service.....	37	120501	-	-0.2	0.3	-0.5	0.4	2.0
Other telephone services.....	37	13	0.0	0.0	0.0	0.0	0.0	0.0
Other wired telephone services.....	37	1301	0.0	0.0	0.0	0.0	0.0	0.0
Other wired telephone services.....	37	130104	-	0.0	0.0	0.0	0.0	0.0
Wireless telecommunication services.....	37	2	1.8	0.0	-0.3	0.0	0.0	0.0
Cellular phone and other wireless telecommunication services.....	37	21	1.8	0.0	-0.3	0.0	0.0	0.0
Cellular phone and other wireless telecommunication services.....	37	2101	1.8	0.0	-0.3	0.0	0.0	0.0
Cellular phone and other wireless telecommunication services.....	37	210101	1.8	0.0	-0.3	0.0	0.0	0.0
Cable and satellite subscriber services.....	37	3	9.6	0.4	0.5	1.8	1.2	2.0
Cable and satellite subscriber services.....	37	31	9.6	0.4	0.5	1.8	1.2	2.0
Cable and satellite subscriber services.....	37	3101	9.6	0.4	0.5	1.8	1.2	2.0
Cable and satellite subscriber services.....	37	310101	9.6	0.4	0.5	1.8	1.2	2.0
Internet access services.....	37	4	-0.2	-0.1	-0.6	-0.1	0.9	0.5
Internet access services.....	37	41	-0.2	-0.1	-0.6	-0.1	0.9	0.5
Residential Internet access services.....	37	4102	0.5	-0.3	0.4	0.3	1.0	0.5
Residential Internet access services.....	37	410201	0.5	-0.3	0.4	0.3	1.0	0.5
Business Internet access services.....	37	4103	-1.1	0.1	-1.4	-0.4	0.6	0.5
Business Internet access services.....	37	410301	-1.1	0.1	-1.4	-0.4	0.6	0.5
Bundled wired telecommunications access services.....	37	5	9.6	1.0	-0.3	-0.2	4.6	-0.2
Bundled wired telecommunications access services.....	37	51	9.6	1.0	-0.3	-0.2	4.6	-0.2
Bundled wired telecommunications access services.....	37	5101	9.6	1.0	-0.3	-0.2	4.6	-0.2
Bundled wired telecommunications access services.....	37	510101	9.6	1.0	-0.3	-0.2	4.6	-0.2
Data processing and related services.....	38	-	-0.9	0.1	0.0	0.0	0.0	0.1
Data processing and related services.....	38	1	-0.9	0.1	0.0	0.0	0.0	0.1
Data processing and related services.....	38	11	-0.9	0.1	0.0	0.0	0.0	0.1
Hosting, ASP and other IT infrastructure provisioning services.....	38	1101	-1.8	0.2	0.0	0.1	0.0	0.2
Hosting, ASP and other IT infrastructure provisioning services.....	38	110101	-1.8	0.2	0.0	0.1	0.0	0.2
Business process management services (partial).....	38	1102	0.2	0.0	0.1	0.0	0.0	0.0
Business process management services (partial).....	38	110201	0.2	0.0	0.1	0.0	0.0	0.0
Data management, information transformation and other services.....	38	1103	0.2	0.0	0.0	0.0	0.0	0.0
Data management, information transformation and other services.....	38	110301	0.2	0.0	0.0	0.0	0.0	0.0
Credit intermediation services (partial).....	39	-	34.9	0.2	5.8	1.3	5.4	2.9
Loan services (partial).....	39	1	52.7	0.4	9.0	-3.6	8.9	5.2
Business loans (partial).....	39	11	101.2	1.4	13.7	-1.3	11.8	6.3
Business loans (partial).....	39	1101	101.2	1.4	13.7	-1.3	11.8	6.3

See footnotes at end of table.

Table 7. Producer price index percentage changes for commodity and service groupings and individual items, not seasonally adjusted — Continued
[February 2023]

Title	Commodity code		Unadjusted 12-month percent change ¹	Unadjusted 1-month percent change ¹				
	Group code	Item code		Feb. 2022 to Feb. 2023 ^P	Sept. to Oct.	Oct. to Nov. ^P	Nov. to Dec. ^P	Dec. to Jan. ^P
Business loans (partial).....	39	110101	101.2	1.4	13.7	-1.3	11.8	6.3
Consumer loans (partial).....	39	12	8.2	-0.7	4.0	-7.4	2.4	2.5
Residential real estate loans (partial).....	39	1201	5.3	-0.8	3.5	-8.8	1.4	2.6
Residential real estate loans, except home equity (partial).....	39	120101	-3.6	0.5	1.9	-11.4	-0.4	2.2
Home equity loans (partial).....	39	120102	34.2	-4.6	8.6	-1.0	4.4	3.4
Vehicle loans (partial).....	39	1202	-3.7	-2.5	11.7	-16.3	7.2	1.0
Vehicle loans (partial).....	39	120201	-3.7	-2.5	11.7	-16.3	7.2	1.0
Credit cards, overdraft credit, and related plans (partial).....	39	1203	24.8	-0.3	4.7	0.5	5.3	3.4
Credit cards, overdraft credit, and related plans (partial).....	39	120301	24.8	-0.3	4.7	0.5	5.3	3.4
Other loans and loan services (partial).....	39	13	12.6	-1.1	0.8	-2.0	4.3	2.6
Other loans and loan services (partial).....	39	1301	12.6	-1.1	0.8	-2.0	4.3	2.6
Other loans and loan services (partial).....	39	130101	12.6	-1.1	0.8	-2.0	4.3	2.6
Deposit services (partial).....	39	2	7.3	-0.3	-0.9	16.0	-1.9	-2.8
Deposit services (partial).....	39	21	7.3	-0.3	-0.9	16.0	-1.9	-2.8
Deposit services (partial).....	39	2101	7.3	-0.3	-0.9	16.0	-1.9	-2.8
Deposit services (partial).....	39	210101	7.3	-0.3	-0.9	16.0	-1.9	-2.8
Other credit intermediation services, including trust services (partial).....	39	3	-5.5	0.0	-2.5	0.0	0.1	1.7
Other credit intermediation services, including trust services (partial).....	39	31	-5.5	0.0	-2.5	0.0	0.1	1.7
Other credit intermediation services, including trust services (partial).....	39	3101	-5.5	0.0	-2.5	0.0	0.1	1.7
Other credit intermediation services, including trust services (partial).....	39	310101	-5.5	0.0	-2.5	0.0	0.1	1.7
Investment services.....	40	—	1.1	0.5	4.6	-0.5	1.9	1.8
Securities brokerage, dealing, investment advice, and related services.....	40	1	25.3	4.1	11.7	0.4	0.4	3.8
Securities brokerage, dealing, investment advice, and related services.....	40	11	25.3	4.1	11.7	0.4	0.4	3.8
Securities brokerage, dealing, and investment advice.....	40	1101	-17.4	-1.9	4.3	0.5	-2.8	2.3
Securities brokerage, dealing, and investment advice.....	40	110101	-17.4	-1.9	4.3	0.5	-2.8	2.3
Securities brokerage and dealing related services (partial).....	40	1102	262.5	15.8	23.9	0.1	7.2	6.7
Securities brokerage and dealing related services.....	40	110201	262.5	15.8	23.9	0.1	7.2	6.7
Portfolio management.....	40	2	-9.1	-1.8	1.3	-0.9	4.4	-0.6
Portfolio management.....	40	21	-9.1	-1.8	1.3	-0.9	4.4	-0.6
Portfolio management.....	40	2101	-9.1	-1.8	1.3	-0.9	4.4	-0.6
Portfolio management.....	40	210101	-9.1	-1.8	1.3	-0.9	4.4	-0.6
Investment banking.....	40	3	-11.7	0.1	-1.4	-1.4	0.3	2.1
Investment banking.....	40	31	-11.7	0.1	-1.4	-1.4	0.3	2.1
Investment banking.....	40	3101	-11.7	0.1	-1.4	-1.4	0.3	2.1
Investment banking.....	40	310101	-11.7	0.1	-1.4	-1.4	0.3	2.1
Insurance and annuities.....	41	—	2.3	0.0	-0.1	0.5	0.6	0.0
Insurance.....	41	1	2.6	0.0	0.0	0.6	0.6	0.0
Insurance.....	41	11	2.6	0.0	0.0	0.6	0.6	0.0
Life insurance.....	41	1101	0.3	0.1	0.1	-0.1	-0.4	0.0
Life insurance.....	41	110101	0.3	0.1	0.1	-0.1	-0.4	0.0
Disability insurance, including accidental death.....	41	1102	-0.3	0.0	0.0	0.0	0.0	0.0
Disability insurance, including accidental death.....	41	110201	-0.3	0.0	0.0	0.0	0.0	0.0
Health and medical insurance.....	41	1103	0.9	0.1	-0.1	0.1	0.7	0.0
Health and medical insurance.....	41	110301	0.9	0.1	-0.1	0.1	0.7	0.0
Property and casualty insurance.....	41	1104	4.6	0.0	0.1	1.1	1.0	0.1
Property and casualty insurance.....	41	110401	4.6	0.0	0.1	1.1	1.0	0.1
Annuities.....	41	2	-0.2	-0.3	-0.9	0.0	-0.1	0.0
Annuities.....	41	21	-0.2	-0.3	-0.9	0.0	-0.1	0.0
Annuities.....	41	2101	-0.2	-0.3	-0.9	0.0	-0.1	0.0
Annuities.....	41	210101	-0.2	-0.3	-0.9	0.0	-0.1	0.0
Commissions and fees from sales and administration of insurance policies (partial).....	42	—	0.2	0.0	0.0	0.1	0.2	0.0
Commissions from sales of insurance.....	42	1	0.2	0.0	0.0	0.1	0.2	0.0
Commissions from sales of insurance.....	42	11	0.2	0.0	0.0	0.1	0.2	0.0
Commissions from sales of life insurance and annuities.....	42	1101	-0.3	0.0	0.0	0.0	0.0	0.0
Commissions from sales of life insurance and annuities.....	42	110101	-0.3	0.0	0.0	0.0	0.0	0.0
Commissions from sales of health and medical insurance.....	42	1102	0.0	0.0	0.0	0.0	0.0	0.0
Commissions from sales of health and medical insurance.....	42	110201	0.0	0.0	0.0	0.0	0.0	0.0

See footnotes at end of table.

Table 7. Producer price index percentage changes for commodity and service groupings and individual items, not seasonally adjusted — Continued
[February 2023]

Title	Commodity code		Unadjusted 12-month percent change ¹	Unadjusted 1-month percent change ¹				
	Group code	Item code		Feb. 2022 to Feb. 2023 ^P	Sept. to Oct.	Oct. to Nov. ^P	Nov. to Dec. ^P	Dec. to Jan. ^P
Commissions from sales of property and casualty insurance.....	42	1103	0.4	0.0	0.0	0.1	0.3	0.0
Commissions from sales of property and casualty insurance.....	42	110301	0.4	0.0	0.0	0.1	0.3	0.0
Commissions from sales of other insurance.....	42	1104	-0.5	0.0	0.0	0.0	-0.4	0.0
Commissions from sales of other insurance.....	42	110401	-0.5	0.0	0.0	0.0	-0.4	0.0
Real estate services (partial).....	43	—	2.4	-0.8	-0.4	0.4	0.7	-2.3
Nonresidential real estate services.....	43	1	3.3	-1.1	-0.4	0.9	1.4	-3.3
Nonresidential real estate rents.....	43	11	3.3	-1.6	-0.6	1.0	1.8	-3.9
Office buildings, gross rents.....	43	1101	5.2	-0.2	0.3	-0.7	1.6	1.2
Office buildings, gross rents.....	43	110101	5.2	-0.2	0.3	-0.7	1.6	1.2
Retail properties, gross rents.....	43	1102	3.7	-2.6	-2.5	3.4	5.6	-10.8
Retail properties, gross rents.....	43	110201	3.7	-2.6	-2.5	3.4	5.6	-10.8
Industrial buildings, gross rents.....	43	1103	3.2	0.0	0.0	0.8	1.4	0.1
Industrial buildings, gross rents.....	43	110301	3.2	0.0	0.0	0.8	1.4	0.1
Self-service storage and miniwarehouses, gross rents.....	43	1104	13.0	0.8	0.3	-0.1	0.3	-0.3
Self-service storage and miniwarehouses, gross rents.....	43	110401	13.0	0.8	0.3	-0.1	0.3	-0.3
Other nonresidential buildings, gross rents.....	43	1105	-10.7	-10.9	3.4	1.1	-5.9	-3.7
Other nonresidential buildings, gross rents.....	43	110501	-10.7	-10.9	3.4	1.1	-5.9	-3.7
Nonresidential property sales and leases including land, brokerage fees and commissions.....	43	12	0.9	0.0	0.2	0.6	-0.7	-1.4
Nonresidential property sales and leases including land, brokerage fees and commissions.....	43	1201	0.9	0.0	0.2	0.6	-0.7	-1.4
Nonresidential property sales and leases including land, brokerage fees and commissions.....	43	120101	0.9	0.0	0.2	0.6	-0.7	-1.4
Nonresidential property management fees.....	43	13	5.3	3.4	0.0	0.4	0.6	0.1
Nonresidential property management fees.....	43	1301	5.3	3.4	0.0	0.4	0.6	0.1
Nonresidential property management fees.....	43	130101	5.3	3.4	0.0	0.4	0.6	0.1
Residential real estate services (partial).....	43	2	1.1	-0.3	-0.2	-0.5	-0.3	-0.8
Residential property sales and rental, brokerage fees and commissions.....	43	21	1.5	-0.4	-0.4	-0.3	-0.6	-1.0
Residential property sales and rental, brokerage fees and commissions.....	43	2101	1.5	-0.4	-0.4	-0.3	-0.6	-1.0
Residential property sales and rental, brokerage fees and commissions.....	43	210101	1.5	-0.4	-0.4	-0.3	-0.6	-1.0
Residential property management fees.....	43	22	0.1	0.2	0.6	-1.0	0.7	-0.5
Residential property management fees.....	43	2201	0.1	0.2	0.6	-1.0	0.7	-0.5
Residential property management fees.....	43	220101	0.1	0.2	0.6	-1.0	0.7	-0.5
Real estate appraisal fees.....	43	3	1.2	0.1	-1.0	0.1	1.0	-1.8
Real estate appraisal fees.....	43	31	1.2	0.1	-1.0	0.1	1.0	-1.8
Real estate appraisal fees.....	43	3101	1.2	0.1	-1.0	0.1	1.0	-1.8
Real estate appraisal fees.....	43	310101	1.2	0.1	-1.0	0.1	1.0	-1.8
Rental and leasing of goods (partial).....	44	—	4.2	2.6	-3.2	-1.1	-1.0	0.5
Passenger car rental.....	44	1	1.6	5.6	-7.0	-2.7	-3.5	2.0
Passenger car rental.....	44	11	1.6	5.6	-7.0	-2.7	-3.5	2.0
Passenger car rental.....	44	1101	1.6	5.6	-7.0	-2.7	-3.5	2.0
Passenger car rental.....	44	110101	1.6	5.6	-7.0	-2.7	-3.5	2.0
Truck, trailer, and RV rental and leasing.....	44	2	3.6	0.2	0.1	0.3	-0.7	-1.1
Truck, trailer, and RV rental and leasing.....	44	21	3.6	0.2	0.1	0.3	-0.7	-1.1
Truck, truck trailer and RV rental.....	44	2101	3.1	0.4	0.0	-0.3	-0.5	-3.0
Truck, truck trailer and RV rental.....	44	210101	3.1	0.4	0.0	-0.3	-0.5	-3.0
Truck, truck trailer and RV leasing.....	44	2102	4.0	0.0	0.2	0.8	-0.9	0.3
Truck, truck trailer and RV leasing.....	44	210201	4.0	0.0	0.2	0.8	-0.9	0.3
Construction, mining, and forestry machinery and equipment rental and leasing.....	44	3	8.3	0.0	0.1	0.1	1.9	0.0
Construction, mining, and forestry machinery and equipment rental and leasing.....	44	31	8.3	0.0	0.1	0.1	1.9	0.0
Construction, mining, and forestry machinery and equipment rental and leasing.....	44	3101	8.3	0.0	0.1	0.1	1.9	0.0
Construction, mining, and forestry machinery and equipment rental and leasing.....	44	310101	8.3	0.0	0.1	0.1	1.9	0.0
Professional services (partial).....	45	—	4.2	-0.1	0.1	0.2	2.0	0.7
Legal services.....	45	1	6.6	0.2	0.0	-0.1	3.2	1.9
Legal services.....	45	11	6.6	0.2	0.0	-0.1	3.2	1.9
Legal services.....	45	1101	6.6	0.2	0.0	-0.1	3.2	1.9

See footnotes at end of table.

Table 7. Producer price index percentage changes for commodity and service groupings and individual items, not seasonally adjusted — Continued
 [February 2023]

Title	Commodity code		Unadjusted 12-month percent change ¹	Unadjusted 1-month percent change ¹				
	Group code	Item code		Feb. 2022 to Feb. 2023 ^P	Sept. to Oct.	Oct. to Nov. ^P	Nov. to Dec. ^P	Dec. to Jan. ^P
Legal services.....	45	110101	6.6	0.2	0.0	-0.1	3.2	1.9
Accounting services (partial).....	45	2	5.4	0.2	-0.1	0.4	1.9	0.0
Accounting services, excluding payroll.....	45	21	5.4	0.2	-0.1	0.4	1.9	0.0
Financial auditing.....	45	2101	3.7	-0.2	0.5	-1.9	2.7	0.0
Financial auditing.....	45	210101	3.7	-0.2	0.5	-1.9	2.7	0.0
Tax preparation and planning.....	45	2102	8.8	0.1	0.4	2.6	1.7	0.0
Tax preparation and planning.....	45	210201	8.8	0.1	0.4	2.6	1.7	0.0
Bookkeeping and compilation.....	45	2103	-3.6	-1.6	-3.4	-0.6	2.4	0.0
Bookkeeping and compilation.....	45	210301	-3.6	-1.6	-3.4	-0.6	2.4	0.0
Other accounting services, including billing and review (partial).....	45	2104	4.4	1.5	-0.3	-0.3	0.5	0.0
Other accounting services, including billing and review (partial).....	45	210401	4.4	1.5	-0.3	-0.3	0.5	0.0
Architectural and engineering services.....	45	3	4.2	0.2	0.4	-0.1	1.3	0.6
Architectural services.....	45	31	2.1	0.2	0.2	0.0	0.1	0.0
Architectural services.....	45	3101	2.1	0.2	0.2	0.0	0.1	0.0
Architectural services.....	45	310101	2.1	0.2	0.2	0.0	0.1	0.0
Engineering services.....	45	32	4.5	0.2	0.4	-0.1	1.5	0.6
Engineering services.....	45	3201	4.5	0.2	0.4	-0.1	1.5	0.6
Engineering services.....	45	320101	4.5	0.2	0.4	-0.1	1.5	0.6
Management, scientific, and technical consulting services.....	45	4	0.1	-0.8	0.0	1.1	1.2	-1.2
Management consulting services.....	45	41	0.1	-0.8	0.0	1.1	1.2	-1.2
Administrative and general management consulting services.....	45	4101	-0.8	-0.9	0.0	0.8	1.4	-2.1
Administrative and general management consulting services.....	45	410101	-0.8	-0.9	0.0	0.8	1.4	-2.1
Human resources consulting services.....	45	4102	2.3	0.6	-1.8	5.5	0.2	-0.1
Human resources consulting services.....	45	410201	2.3	0.6	-1.8	5.5	0.2	-0.1
Marketing consulting services.....	45	4103	0.1	0.0	0.0	0.0	0.1	0.0
Marketing consulting services.....	45	410301	0.1	0.0	0.0	0.0	0.1	0.0
Process, physical distribution, and logistics consulting services.....	45	4104	6.5	-2.1	0.6	1.7	3.0	1.5
Process, physical distribution, and logistics consulting services.....	45	410401	6.5	-2.1	0.6	1.7	3.0	1.5
Advertising and related services (partial).....	45	5	1.3	0.0	0.1	0.0	0.1	0.2
Advertising agency services.....	45	51	1.3	0.0	0.1	0.0	0.1	0.2
Advertising agency services.....	45	5101	1.3	0.0	0.1	0.0	0.1	0.2
Advertising agency services.....	45	510101	1.3	0.0	0.1	0.0	0.1	0.2
Information technology (IT) technical support and consulting services (partial).....	45	6	1.4	-3.5	-0.3	-0.1	3.7	-1.2
Information technology (IT) technical support and consulting services (partial).....	45	61	1.4	-3.5	-0.3	-0.1	3.7	-1.2
Information technology (IT) technical support and consulting services (partial).....	45	6101	1.4	-3.5	-0.3	-0.1	3.7	-1.2
Information technology (IT) technical support and consulting services (partial).....	45	610101	1.4	-3.5	-0.3	-0.1	3.7	-1.2
Employment services.....	46	—	2.1	-0.1	0.0	0.1	0.0	0.6
Permanent placement services.....	46	1	4.2	-0.1	-0.7	0.3	-0.1	-0.4
Permanent placement services.....	46	11	4.2	-0.1	-0.7	0.3	-0.1	-0.4
Employment placement services.....	46	1101	4.2	-0.1	-0.7	0.3	-0.1	-0.4
Employment placement services.....	46	110101	4.2	-0.1	-0.7	0.3	-0.1	-0.4
Executive search services.....	46	2	6.3	4.7	-0.6	-0.3	1.6	0.7
Executive search services.....	46	21	6.3	4.7	-0.6	-0.3	1.6	0.7
Executive search services.....	46	2101	6.3	4.7	-0.6	-0.3	1.6	0.7
Executive search services.....	46	210101	6.3	4.7	-0.6	-0.3	1.6	0.7
Staffing services.....	46	3	1.9	-0.2	0.1	0.1	0.0	0.6
Temporary help services.....	46	31	2.4	-0.4	0.1	0.1	-0.1	1.0
Temporary help services.....	46	3101	2.4	-0.4	0.1	0.1	-0.1	1.0
Temporary help services.....	46	310101	2.4	-0.4	0.1	0.1	-0.1	1.0
Co-employment staffing services.....	46	32	1.3	0.0	0.1	0.0	0.0	0.2
Co-employment staffing services.....	46	3201	1.3	0.0	0.1	0.0	0.0	0.2
Co-employment staffing services.....	46	320101	1.3	0.0	0.1	0.0	0.0	0.2
Travel arrangement services (partial).....	47	—	6.2	1.8	0.3	0.9	0.0	-1.0
Arrangement of flights (partial).....	47	1	14.8	2.0	0.4	-0.9	0.0	1.1
Arrangement of international flights.....	47	11	2.9	-2.1	0.6	-1.0	-0.1	1.7

See footnotes at end of table.

Table 7. Producer price index percentage changes for commodity and service groupings and individual items, not seasonally adjusted — Continued
[February 2023]

Title	Commodity code		Unadjusted 12-month percent change ¹	Unadjusted 1-month percent change ¹				
	Group code	Item code		Feb. 2022 to Feb. 2023 ^P	Sept. to Oct.	Oct. to Nov. ^P	Nov. to Dec. ^P	Dec. to Jan. ^P
Arrangement of international flights.....	47	1101	2.9	-2.1	0.6	-1.0	-0.1	1.7
Arrangement of international flights.....	47	110101	2.9	-2.1	0.6	-1.0	-0.1	1.7
Arrangement of domestic flights.....	47	12	42.6	9.7	0.1	-0.7	0.1	0.0
Arrangement of domestic flights (partial).....	47	1201	42.6	9.7	0.1	-0.7	0.1	0.0
Arrangement of domestic flights.....	47	120101	42.6	9.7	0.1	-0.7	0.1	0.0
Arrangement of vehicle rentals and lodging.....	47	2	3.8	1.9	0.7	0.5	0.3	1.3
Arrangement of vehicle rentals and lodging.....	47	21	3.8	1.9	0.7	0.5	0.3	1.3
Arrangement of vehicle rentals and lodging (partial).....	47	2101	3.8	1.9	0.7	0.5	0.3	1.3
Arrangement of vehicle rentals and lodging.....	47	210101	3.8	1.9	0.7	0.5	0.3	1.3
Arrangement of cruises and tours.....	47	3	7.4	4.6	0.5	6.5	-0.1	-7.8
Arrangement of cruises and tours.....	47	31	7.4	4.6	0.5	6.5	-0.1	-7.8
Arrangement of cruises and tours.....	47	3101	7.4	4.6	0.5	6.5	-0.1	-7.8
Arrangement of cruises and tours.....	47	310101	7.4	4.6	0.5	6.5	-0.1	-7.8
Other travel arrangements (partial).....	47	4	-0.4	0.0	0.0	-0.4	0.0	0.0
Other travel arrangements (partial).....	47	41	-0.4	0.0	0.0	-0.4	0.0	0.0
Other travel arrangements (partial).....	47	4101	-0.4	0.0	0.0	-0.4	0.0	0.0
Other travel arrangements (partial).....	47	410101	-0.4	0.0	0.0	-0.4	0.0	0.0
Selected security services (partial).....	48	—	7.9	0.8	0.0	0.0	1.1	0.1
Security guard services.....	48	1	7.9	0.8	0.0	0.0	1.1	0.1
Security guard services.....	48	11	7.9	0.8	0.0	0.0	1.1	0.1
Security guard services.....	48	1101	7.9	0.8	0.0	0.0	1.1	0.1
Security guard services.....	48	110101	7.9	0.8	0.0	0.0	1.1	0.1
Cleaning and building maintenance services (partial).....	49	—	3.0	-0.3	0.3	0.2	0.8	0.1
Janitorial services.....	49	1	3.0	-0.3	0.3	0.2	0.8	0.1
Janitorial services.....	49	11	3.0	-0.3	0.3	0.2	0.8	0.1
Janitorial services.....	49	1101	3.0	-0.3	0.3	0.2	0.8	0.1
Janitorial services.....	49	110101	3.0	-0.3	0.3	0.2	0.8	0.1
Waste collection and remediation services (partial).....	50	—	11.9	1.2	0.1	0.2	1.5	2.3
Waste collection.....	50	1	11.9	1.2	0.1	0.2	1.5	2.3
Solid waste collection.....	50	11	11.9	1.2	0.1	0.2	1.5	2.3
Solid waste collection.....	50	1101	11.9	1.2	0.1	0.2	1.5	2.3
Solid waste collection.....	50	110101	11.9	1.2	0.1	0.2	1.5	2.3
Health care services.....	51	—	2.6	0.4	0.2	0.1	0.5	0.4
Outpatient care (partial).....	51	1	1.7	-0.1	0.2	0.0	0.5	0.5
Outpatient care (partial).....	51	11	1.7	-0.1	0.2	0.0	0.5	0.5
Physician care.....	51	1101	1.0	0.3	0.1	0.2	-0.3	0.5
Medicare patients: physician care.....	51	110102	-4.8	0.1	0.0	0.0	-3.2	0.0
Medicaid patients: physician care.....	51	110103	0.4	-0.2	0.0	0.0	0.3	0.0
Private insurance patients: physician care.....	51	110104	3.7	0.3	0.0	0.2	1.1	1.1
All other patients: physician care.....	51	110105	2.6	1.1	0.6	0.3	0.1	0.0
Medical laboratory and diagnostic imaging center care.....	51	1102	0.0	0.0	-0.2	0.0	0.6	0.0
Medical laboratory care.....	51	110201	-0.5	0.0	-0.3	0.0	0.2	0.0
Medicare patients: medical laboratory care.....	51	1102011	0.6	0.0	0.0	0.0	2.6	0.0
Medicaid patients: medical laboratory care.....	51	1102012	0.1	0.1	0.0	0.0	0.0	0.0
Private insurance patients: medical laboratory care.....	51	1102013	-0.8	-0.1	-0.4	-0.1	0.1	0.0
All other patients: medical laboratory care.....	51	1102014	0.5	0.0	0.0	0.5	0.0	0.0
Diagnostic imaging center care.....	51	110202	0.9	0.0	0.0	0.0	1.2	0.0
Medicare and Medicaid patients: diagnostic imaging center care.....	51	1102021	-1.9	0.0	0.0	0.0	-0.7	0.0
Private insurance and all other patients: diagnostic imaging center care.....	51	1102024	1.8	0.0	0.0	0.0	1.8	0.0
Home health and hospice care.....	51	1103	1.8	1.7	0.2	0.1	0.1	0.0
Home health and hospice care.....	51	110301	1.8	1.7	0.2	0.1	0.1	0.0
Medicare and Medicaid patients: home health and hospice care.....	51	11030101	0.2	1.3	0.0	0.0	-0.4	0.0
Medicare patients: home health and hospice care.....	51	110301011	-2.1	1.3	0.0	0.0	-1.4	0.0
Medicaid patients: home health and hospice care.....	51	110301012	2.5	1.4	0.0	0.0	0.4	0.0
Private insurance and all other patients: home health and hospice care.....	51	11030102	7.6	3.0	0.8	0.5	1.3	0.0
Private insurance patients: home health and hospice care.....	51	110301021	0.6	0.0	0.0	0.0	0.0	0.0
All other patients: home health and hospice care.....	51	110301022	10.5	4.5	1.1	0.8	1.4	0.0

See footnotes at end of table.

Table 7. Producer price index percentage changes for commodity and service groupings and individual items, not seasonally adjusted — Continued
 [February 2023]

Title	Commodity code		Unadjusted 12-month percent change ¹	Unadjusted 1-month percent change ¹				
	Group code	Item code		Feb. 2022 to Feb. 2023 ^P	Sept. to Oct.	Oct. to Nov. ^P	Nov. to Dec. ^P	Dec. to Jan. ^P
Hospital outpatient care.....	51	1104	1.7	-0.9	0.3	-0.1	1.2	0.0
Hospital outpatient care.....	51	110401	1.7	-0.9	0.3	-0.1	1.2	0.0
Hospital outpatient care, general medical & surgical hospitals.....	51	1104011	1.6	-0.9	0.4	-0.1	1.3	0.1
Medicare patients: hospital outpatient care, general medical and surgical hospitals.....	51	11040111	-0.9	0.0	0.0	0.1	1.7	-0.2
Medicaid patients: hospital outpatient care, general medical and surgical hospitals.....	51	11040112	-1.6	-1.3	0.0	0.0	-0.2	0.0
Private insurance and all other patients: outpatient care, gen. medical and surgical hospitals.....	51	11040113	2.4	-1.1	0.4	-0.2	1.2	0.2
Dental care.....	51	1105	4.9	-0.1	0.0	0.0	0.8	3.1
Private insurance patients: dental care.....	51	110502	3.9	-0.2	0.0	0.0	1.2	1.8
Private insurance patients: dental visits and consultations.....	51	1105021	3.9	-0.6	0.0	0.0	0.6	2.4
Private insurance patients: dental surgical intervention services.....	51	1105022	0.3	-0.2	0.0	0.0	0.5	0.0
Private insurance patients: dental non-surgical intervention services.....	51	1105023	4.9	0.0	0.0	0.0	2.0	1.8
Medicare, Medicaid and all other patients: dental care.....	51	110503	6.4	0.0	0.0	0.0	0.2	4.8
Medicare, Medicaid and all other patients: dental visits and consultations.....	51	1105031	2.3	0.0	0.0	0.0	0.3	0.6
Medicare, Medicaid and all other patients: dental surgical intervention services.....	51	1105032	0.6	0.0	0.0	0.0	0.4	0.0
Medicare and Medicaid and all other patients: dental non-surgical intervention services.....	51	1105033	10.8	0.0	0.0	0.0	0.1	9.0
Inpatient care.....	51	2	4.0	1.1	0.2	0.3	0.5	0.1
Inpatient care.....	51	21	4.0	1.1	0.2	0.3	0.5	0.1
Hospital inpatient care.....	51	2101	3.5	1.1	0.2	0.3	0.3	0.1
Hospital inpatient care.....	51	210101	3.5	1.1	0.2	0.3	0.3	0.1
Hospital inpatient care, general medical and surgical hospitals.....	51	2101011	3.7	1.2	0.1	0.4	0.3	0.1
Medicare patients: hospital inpatient care, general medical and surgical hospitals.....	51	21010111	2.5	3.5	0.2	0.1	0.0	0.0
Medicaid patients: hospital inpatient care, general medical and surgical hospitals.....	51	21010112	4.5	0.0	1.9	0.0	0.2	0.0
Private insur. & all other patients: hospital inpatient, general medical and surgical hospitals.....	51	21010113	4.4	0.0	-0.2	0.6	0.6	0.2
Private insurance patients: hospital inpatient care, general medical and surgical hospitals.....	51	210101131	5.1	0.0	-0.3	0.7	0.6	0.2
All other patients: hospital inpatient care, general medical and surgical hospitals.....	51	210101132	0.7	0.0	-0.1	0.0	0.9	0.0
Hospital inpatient care, psychiatric & substance abuse hospitals.....	51	2101012	0.2	0.0	0.2	0.0	0.4	0.0
Hospital inpatient care, specialty hospitals.....	51	2101013	0.5	-0.1	0.1	0.3	-0.3	0.0
Medicare patients: hospital inpatient care, specialty hospitals.....	51	21010131	2.3	-0.5	0.2	0.9	0.4	0.0
Medicaid patients: hospital inpatient care, specialty hospitals.....	51	21010132	3.2	0.5	0.5	1.0	-1.4	0.0
Private insurance and all other patients: hospital inpatient care, specialty hospitals.....	51	21010133	-1.6	0.1	0.0	-0.3	-0.7	0.0
Nursing home care.....	51	2102	5.7	1.3	0.3	0.1	0.7	0.1
Nursing home care.....	51	210201	5.7	1.3	0.3	0.1	0.7	0.1
Medicare and Medicaid patients: Nursing home care.....	51	21020101	5.9	1.7	0.3	0.0	1.0	-0.2
Medicaid patients: Nursing home care.....	51	210201011	9.2	1.1	0.4	0.0	1.7	-0.3
Medicare patients: Nursing home care.....	51	210201012	0.8	2.6	0.0	0.0	0.0	0.0
Private insurance and all other patients: Nursing home care.....	51	21020102	5.7	0.9	0.3	0.3	0.3	0.4
Private insurance patients: Nursing home care.....	51	210201021	-0.5	0.0	0.0	0.0	0.0	0.0
All other patients: Nursing home care.....	51	210201022	6.9	1.0	0.4	0.3	0.4	0.4
Intellectual and developmental disability center care.....	51	2103	6.7	0.2	0.0	-0.1	2.5	0.0
Intellectual and developmental disability center care.....	51	210301	6.7	0.2	0.0	-0.1	2.5	0.0
Medicaid patients: Intellectual and developmental disability center care.....	51	21030101	6.1	0.2	0.0	-0.1	0.6	0.0
Medicare, private ins. & all other patients: Intellectual & develop. disability center care.....	51	21030102	9.5	0.0	0.0	0.0	11.6	0.0
Sales of blood and blood products, organs, and tissues.....	51	3	3.7	0.1	0.7	0.7	0.2	-0.2
Sales of blood and blood products, organs, and tissues.....	51	31	3.7	0.1	0.7	0.7	0.2	-0.2
Sales of blood and blood products, organs, and tissues.....	51	3101	3.7	0.1	0.7	0.7	0.2	-0.2
Sales of blood and blood products, organs, and tissues.....	51	310101	3.7	0.1	0.7	0.7	0.2	-0.2
Accommodation services.....	53	—	10.0	4.9	-1.7	0.2	-1.9	2.3
Traveler accommodation services.....	53	1	10.0	4.9	-1.7	0.2	-1.9	2.3
Traveler accommodation services.....	53	11	10.0	4.9	-1.7	0.2	-1.9	2.3
Guestroom or unit rental.....	53	1101	10.0	5.3	-1.8	0.2	-2.3	2.5
Guestroom or unit rental.....	53	110101	10.0	5.3	-1.8	0.2	-2.3	2.5
Other traveler accommodation services.....	53	1102	9.6	0.2	-0.6	-0.1	3.3	0.3
Other traveler accommodation services.....	53	110201	9.6	0.2	-0.6	-0.1	3.3	0.3

See footnotes at end of table.

Table 7. Producer price index percentage changes for commodity and service groupings and individual items, not seasonally adjusted — Continued
 [February 2023]

Title	Commodity code		Unadjusted 12-month percent change ¹	Unadjusted 1-month percent change ¹				
	Group code	Item code		Feb. 2022 to Feb. 2023 ^P	Sept. to Oct.	Oct. to Nov. ^P	Nov. to Dec. ^P	Dec. to Jan. ^P
Food and beverage for immediate consumption services (partial).....	54	—	3.4	-0.3	0.7	-0.4	0.9	0.2
Food and beverage for immediate consumption services (partial).....	54	1	3.4	-0.3	0.7	-0.4	0.9	0.2
Food and nonalcoholic beverages for immediate consumption (partial).....	54	11	2.3	-0.4	0.8	-0.5	1.0	0.3
Food and nonalcoholic beverages for immediate consumption (partial).....	54	1101	2.3	-0.4	0.8	-0.5	1.0	0.3
Food and nonalcoholic beverages for immediate consumption (partial).....	54	110101	2.3	-0.4	0.8	-0.5	1.0	0.3
Alcoholic beverages for immediate consumption (partial).....	54	12	9.0	0.0	0.0	0.1	0.3	0.0
Alcoholic beverages for immediate consumption (partial).....	54	1201	9.0	0.0	0.0	0.1	0.3	0.0
Alcoholic beverages for immediate consumption (partial).....	54	120101	9.0	0.0	0.0	0.1	0.3	0.0
Repair and maintenance services (partial).....	55	—	5.3	0.5	0.2	0.3	0.7	0.4
Commercial and industrial machinery and equipment repair and maintenance.....	55	1	7.5	1.2	0.1	0.0	0.0	0.0
Commercial and industrial machinery and equipment repair and maintenance.....	55	11	7.5	1.2	0.1	0.0	0.0	0.0
Commercial machinery repair and maintenance.....	55	1101	7.5	1.2	0.1	0.0	0.0	0.0
Commercial machinery repair and maintenance.....	55	110101	7.5	1.2	0.1	0.0	0.0	0.0
Motor vehicle repair and maintenance (partial).....	55	2	5.2	0.4	0.4	0.2	1.2	0.0
Motor vehicle repair and maintenance (partial).....	55	21	5.2	0.4	0.4	0.2	1.2	0.0
Motor vehicle repair and maintenance (partial).....	55	2101	5.2	0.4	0.4	0.2	1.2	0.0
Motor vehicle repair and maintenance (partial).....	55	210101	5.2	0.4	0.4	0.2	1.2	0.0
Ship repair and maintenance.....	55	3	9.6	0.0	0.0	1.1	1.9	1.4
Ship repair and maintenance.....	55	31	9.6	0.0	0.0	1.1	1.9	1.4
Ship repair, military.....	55	3101	2.9	0.0	0.0	0.3	0.7	0.5
Ship repair, military.....	55	310101	2.9	0.0	0.0	0.3	0.7	0.5
Ship repair, nonmilitary.....	55	3102	25.5	0.0	0.1	2.9	3.7	2.7
Ship repair, nonmilitary.....	55	310201	25.5	0.0	0.1	2.9	3.7	2.7
Aircraft repair and maintenance.....	55	4	3.9	0.0	0.1	0.5	1.2	1.8
Aircraft repair and maintenance.....	55	41	3.9	0.0	0.1	0.5	1.2	1.8
Aircraft repair and maintenance.....	55	4101	3.9	0.0	0.1	0.5	1.2	1.8
Aircraft repair and maintenance.....	55	410101	3.9	0.0	0.1	0.5	1.2	1.8
Entertainment services (partial).....	56	—	4.9	0.4	-1.2	0.7	2.2	0.7
Membership dues and admissions and recreation facility use fees (partial).....	56	1	7.7	1.0	1.3	1.1	2.7	0.9
Membership dues and admissions and recreation facility use fees (partial).....	56	11	7.7	1.0	1.3	1.1	2.7	0.9
Membership dues.....	56	1101	7.2	0.4	0.0	0.1	4.3	0.5
Membership dues, golf courses and country clubs.....	56	110101	10.5	-0.1	0.1	0.1	7.7	0.0
Membership dues, fitness and recreational sports centers.....	56	110102	5.0	0.9	0.0	0.0	2.1	0.8
Admissions and recreational facilities use fees (partial).....	56	1102	8.8	2.0	3.5	2.9	0.1	1.7
Admissions and recreational facilities use fees, golf courses and country clubs.....	56	110201	4.5	0.2	6.4	4.2	1.4	1.0
Admissions and recreational facilities use fees, fitness and recreational sports centers.....	56	110202	5.1	1.4	0.0	0.0	3.9	0.0
Admissions and recreational facilities use fees, amusement and theme parks.....	56	110203	10.7	2.9	2.3	2.5	-2.0	2.8
Recreational activity instruction fees (partial).....	56	2	1.6	0.0	0.0	0.0	0.0	0.0
Recreational activity instruction fees (partial).....	56	21	1.6	0.0	0.0	0.0	0.0	0.0
Recreational activity instruction fees (partial).....	56	2101	1.6	0.0	0.0	0.0	0.0	0.0
Recreational activity instruction fees (partial).....	56	210101	1.6	0.0	0.0	0.0	0.0	0.0
Gaming receipts (partial).....	56	3	1.5	-0.2	-4.3	0.3	1.7	0.4
Gaming receipts (partial).....	56	31	1.5	-0.2	-4.3	0.3	1.7	0.4
Gaming receipts (partial).....	56	3101	1.5	-0.2	-4.3	0.3	1.7	0.4
Gaming receipts (partial).....	56	310101	1.5	-0.2	-4.3	0.3	1.7	0.4
Wholesale trade services.....	57	—	5.5	-0.1	0.9	-0.3	-0.5	-1.0
Machinery and equipment and parts and supplies wholesaling.....	57	1	1.3	-0.4	2.0	1.5	-1.2	-2.3
Machinery and equipment and parts and supplies wholesaling.....	57	11	1.3	-0.4	2.0	1.5	-1.2	-2.3
Parts and supplies for machinery and equipment wholesaling.....	57	1102	0.8	-0.2	2.1	-1.1	1.1	-1.5
Parts and supplies for machinery and equipment wholesaling.....	57	110201	0.8	-0.2	2.1	-1.1	1.1	-1.5
Machinery and vehicle wholesaling.....	57	1103	2.6	-0.4	1.6	4.6	-3.5	-3.9
Machinery and vehicle wholesaling.....	57	110301	2.6	-0.4	1.6	4.6	-3.5	-3.9
Professional and commercial equipment wholesaling.....	57	1104	5.2	-1.5	2.6	1.5	2.3	1.2
Professional and commercial equipment wholesaling.....	57	110401	5.2	-1.5	2.6	1.5	2.3	1.2

See footnotes at end of table.

Table 7. Producer price index percentage changes for commodity and service groupings and individual items, not seasonally adjusted — Continued
[February 2023]

Title	Commodity code		Unadjusted 12-month percent change ¹	Unadjusted 1-month percent change ¹				
	Group code	Item code		Feb. 2022 to Feb. 2023 ^P	Sept. to Oct.	Oct. to Nov. ^P	Nov. to Dec. ^P	Dec. to Jan. ^P
Furnishings wholesaling.....	57	2	9.1	1.6	-1.3	0.9	0.1	0.0
Furnishings wholesaling.....	57	21	9.1	1.6	-1.3	0.9	0.1	0.0
Furnishings wholesaling.....	57	2101	9.1	1.6	-1.3	0.9	0.1	0.0
Furnishings wholesaling.....	57	210101	9.1	1.6	-1.3	0.9	0.1	0.0
Building materials, paint, and hardware wholesaling.....	57	3	1.1	-0.6	-1.3	0.1	-2.1	-0.6
Building materials, paint, and hardware wholesaling.....	57	31	1.1	-0.6	-1.3	0.1	-2.1	-0.6
Building materials, paint, and hardware wholesaling.....	57	3101	1.1	-0.6	-1.3	0.1	-2.1	-0.6
Building materials, paint, and hardware wholesaling.....	57	310101	1.1	-0.6	-1.3	0.1	-2.1	-0.6
Metals, minerals, and ores wholesaling.....	57	4	-1.1	-0.9	-0.2	-6.2	9.6	0.5
Metals, minerals, and ores wholesaling.....	57	41	-1.1	-0.9	-0.2	-6.2	9.6	0.5
Metals, minerals, and ores wholesaling.....	57	4101	-1.1	-0.9	-0.2	-6.2	9.6	0.5
Metals, minerals, and ores wholesaling.....	57	410101	-1.1	-0.9	-0.2	-6.2	9.6	0.5
Chemicals and allied products wholesaling.....	57	5	7.4	-0.2	-0.4	-1.3	4.2	-5.7
Chemicals and allied products wholesaling.....	57	51	7.4	-0.2	-0.4	-1.3	4.2	-5.7
Chemicals and allied products wholesaling.....	57	5101	7.4	-0.2	-0.4	-1.3	4.2	-5.7
Chemicals and allied products wholesaling.....	57	510101	7.4	-0.2	-0.4	-1.3	4.2	-5.7
Paper and plastics products wholesaling.....	57	6	16.3	-0.3	0.4	1.6	-2.2	0.3
Paper and plastics products wholesaling.....	57	61	16.3	-0.3	0.4	1.6	-2.2	0.3
Paper and plastics products wholesaling.....	57	6101	16.3	-0.3	0.4	1.6	-2.2	0.3
Paper and plastics products wholesaling.....	57	610101	16.3	-0.3	0.4	1.6	-2.2	0.3
Apparel wholesaling.....	57	7	12.6	5.1	-1.7	-7.8	4.4	4.9
Apparel wholesaling.....	57	71	12.6	5.1	-1.7	-7.8	4.4	4.9
Apparel wholesaling.....	57	7101	12.6	5.1	-1.7	-7.8	4.4	4.9
Apparel wholesaling.....	57	710101	12.6	5.1	-1.7	-7.8	4.4	4.9
Food and alcohol wholesaling.....	57	8	5.0	2.3	-0.2	-1.6	-0.5	-1.3
Food and alcohol wholesaling.....	57	81	5.0	2.3	-0.2	-1.6	-0.5	-1.3
Food wholesaling.....	57	8101	2.8	2.6	-0.4	-1.9	-0.7	-1.6
Food wholesaling.....	57	810101	2.8	2.6	-0.4	-1.9	-0.7	-1.6
Alcohol wholesaling.....	57	8102	15.9	1.1	0.7	-0.5	0.9	0.5
Alcohol wholesaling.....	57	810201	15.9	1.1	0.7	-0.5	0.9	0.5
Other commodities wholesaling.....	57	9	15.3	-1.5	2.0	-0.9	-3.7	2.8
Other commodities wholesaling.....	57	91	15.3	-1.5	2.0	-0.9	-3.7	2.8
Other commodities wholesaling.....	57	9101	15.3	-1.5	2.0	-0.9	-3.7	2.8
Other commodities wholesaling.....	57	910101	15.3	-1.5	2.0	-0.9	-3.7	2.8
Retail trade services.....	58	—	1.7	1.2	-1.6	0.1	-1.4	0.5
Food and alcohol retailing.....	58	1	17.0	3.1	-1.3	-1.4	0.8	3.2
Food and alcohol retailing.....	58	11	17.0	3.1	-1.3	-1.4	0.8	3.2
Food retailing.....	58	1102	17.7	2.8	-1.3	-1.6	1.1	2.7
Food retailing.....	58	110201	17.7	2.8	-1.3	-1.6	1.1	2.7
Alcohol retailing.....	58	1103	11.6	5.7	-1.5	0.8	-1.4	6.1
Alcohol retailing.....	58	110301	11.6	5.7	-1.5	0.8	-1.4	6.1
Health and beauty care retailing, including optical goods.....	58	2	1.7	3.0	-4.1	3.0	4.0	-0.2
Health and beauty care retailing, including optical goods.....	58	21	1.7	3.0	-4.1	3.0	4.0	-0.2
Health and beauty care retailing, including optical goods.....	58	2101	1.7	3.0	-4.1	3.0	4.0	-0.2
Health and beauty care retailing, including optical goods.....	58	210101	1.7	3.0	-4.1	3.0	4.0	-0.2
Apparel, jewelry, footwear, and accessories retailing.....	58	3	2.2	5.7	-4.2	-0.2	-2.1	3.4
Apparel, jewelry, footwear, and accessories retailing.....	58	31	2.2	5.7	-4.2	-0.2	-2.1	3.4
Apparel, footwear, and accessories retailing.....	58	3101	0.9	6.2	-5.0	-1.2	-3.3	4.3
Apparel, footwear, and accessories retailing.....	58	310101	0.9	6.2	-5.0	-1.2	-3.3	4.3
Jewelry retailing.....	58	3102	9.6	3.3	0.5	5.3	5.7	-1.3
Jewelry retailing.....	58	310201	9.6	3.3	0.5	5.3	5.7	-1.3
Computer hardware, software, and supplies retailing.....	58	4	-23.4	0.8	-6.2	0.6	-1.4	-15.3
Computer hardware, software, and supplies retailing.....	58	41	-23.4	0.8	-6.2	0.6	-1.4	-15.3
Computer hardware, software, and supplies retailing.....	58	4101	-23.4	0.8	-6.2	0.6	-1.4	-15.3
Computer hardware, software, and supplies retailing.....	58	410101	-23.4	0.8	-6.2	0.6	-1.4	-15.3
TV, video, and photographic equipment and supplies retailing.....	58	5	-26.3	-4.5	-11.4	-5.9	5.8	1.8

See footnotes at end of table.

Table 7. Producer price index percentage changes for commodity and service groupings and individual items, not seasonally adjusted — Continued
[February 2023]

Title	Commodity code		Unadjusted 12-month percent change ¹	Unadjusted 1-month percent change ¹				
	Group code	Item code		Feb. 2022 to Feb. 2023 ^P	Sept. to Oct.	Oct. to Nov. ^P	Nov. to Dec. ^P	Dec. to Jan. ^P
TV, video, and photographic equipment and supplies retailing.....	58	51	-26.3	-4.5	-11.4	-5.9	5.8	1.8
TV, video, and photographic equipment and supplies retailing.....	58	5101	-26.3	-4.5	-11.4	-5.9	5.8	1.8
TV, video, and photographic equipment and supplies retailing.....	58	510101	-26.3	-4.5	-11.4	-5.9	5.8	1.8
Automobiles and automobile parts retailing.....	58	6	-11.8	-3.3	-0.2	-4.3	-7.2	-1.6
Automobiles and automobile parts retailing.....	58	61	-11.8	-3.3	-0.2	-4.3	-7.2	-1.6
Automobile retailing (Partial).....	58	6101	-21.7	-5.0	-1.3	-6.7	-9.9	-1.8
Automobile retailing (Partial).....	58	610101	-21.7	-5.0	-1.3	-6.7	-9.9	-1.8
Automotive parts, including tires, retailing.....	58	6102	16.2	0.4	2.2	0.2	1.4	-1.1
Automotive parts, including tires, retailing.....	58	610201	16.2	0.4	2.2	0.2	1.4	-1.1
RVs, trailers, and campers retailing.....	58	8	-43.0	-6.3	-15.5	-9.2	16.0	0.7
RVs, trailers, and campers retailing.....	58	81	-43.0	-6.3	-15.5	-9.2	16.0	0.7
RVs, trailers, and campers retailing.....	58	8101	-43.0	-6.3	-15.5	-9.2	16.0	0.7
RVs, trailers, and campers retailing.....	58	810101	-43.0	-6.3	-15.5	-9.2	16.0	0.7
Sporting goods, including boats, retailing.....	58	9	-0.2	4.4	-3.9	-2.8	0.6	1.0
Sporting goods, including boats, retailing.....	58	91	-0.2	4.4	-3.9	-2.8	0.6	1.0
Sporting goods, including boats, retailing.....	58	9101	-0.2	4.4	-3.9	-2.8	0.6	1.0
Sporting goods, including boats, retailing.....	58	910101	-0.2	4.4	-3.9	-2.8	0.6	1.0
Lawn, garden, and farm equipment and supplies retailing.....	58	A	14.9	-3.7	0.6	-4.1	0.6	1.5
Lawn, garden, and farm equipment and supplies retailing.....	58	A1	14.9	-3.7	0.6	-4.1	0.6	1.5
Lawn, garden, and farm equipment and supplies retailing.....	58	A101	14.9	-3.7	0.6	-4.1	0.6	1.5
Lawn, garden, and farm equipment and supplies retailing.....	58	A10101	14.9	-3.7	0.6	-4.1	0.6	1.5
Furniture retailing.....	58	B	-9.1	-3.6	-1.1	1.1	1.8	0.3
Furniture retailing.....	58	B1	-9.1	-3.6	-1.1	1.1	1.8	0.3
Furniture retailing.....	58	B101	-9.1	-3.6	-1.1	1.1	1.8	0.3
Furniture retailing.....	58	B10101	-9.1	-3.6	-1.1	1.1	1.8	0.3
Flooring and floor coverings retailing.....	58	C	1.2	3.7	-0.2	-4.1	7.2	1.0
Flooring and floor coverings retailing.....	58	C1	1.2	3.7	-0.2	-4.1	7.2	1.0
Flooring and floor coverings retailing.....	58	C101	1.2	3.7	-0.2	-4.1	7.2	1.0
Flooring and floor coverings retailing.....	58	C10101	1.2	3.7	-0.2	-4.1	7.2	1.0
Hardware and building materials and supplies retailing.....	58	D	-19.5	1.6	0.5	-5.4	1.1	-0.7
Hardware and building materials and supplies retailing.....	58	D1	-19.5	1.6	0.5	-5.4	1.1	-0.7
Hardware and building materials and supplies retailing.....	58	D101	-19.5	1.6	0.5	-5.4	1.1	-0.7
Hardware and building materials and supplies retailing.....	58	D10101	-19.5	1.6	0.5	-5.4	1.1	-0.7
Major household appliance retailing.....	58	E	9.5	-1.5	-1.7	1.2	2.6	16.7
Major household appliance retailing.....	58	E1	9.5	-1.5	-1.7	1.2	2.6	16.7
Major household appliance retailing.....	58	E101	9.5	-1.5	-1.7	1.2	2.6	16.7
Major household appliance retailing.....	58	E10101	9.5	-1.5	-1.7	1.2	2.6	16.7
Fuels and lubricants retailing.....	58	F	19.8	-2.5	3.3	15.5	-11.1	-2.3
Fuels and lubricants retailing.....	58	F1	19.8	-2.5	3.3	15.5	-11.1	-2.3
Automotive fuels and lubricants retailing.....	58	F101	15.3	-1.0	1.4	17.1	-13.4	-4.2
Automotive fuels and lubricants retailing.....	58	F10101	15.3	-1.0	1.4	17.1	-13.4	-4.2
Household fuels retailing.....	58	F102	39.0	-15.8	24.0	1.5	1.7	7.1
Household fuels retailing.....	58	F10201	39.0	-15.8	24.0	1.5	1.7	7.1
Cleaning supplies and paper products retailing.....	58	G	21.4	-1.3	-1.3	-2.0	2.3	7.8
Cleaning supplies and paper products retailing.....	58	G1	21.4	-1.3	-1.3	-2.0	2.3	7.8
Cleaning supplies and paper products retailing.....	58	G101	21.4	-1.3	-1.3	-2.0	2.3	7.8
Cleaning supplies and paper products retailing.....	58	G10101	21.4	-1.3	-1.3	-2.0	2.3	7.8
Book retailing.....	58	H	2.9	1.8	0.3	-5.9	5.2	-2.7
Book retailing.....	58	H1	2.9	1.8	0.3	-5.9	5.2	-2.7
Book retailing.....	58	H101	2.9	1.8	0.3	-5.9	5.2	-2.7
Book retailing.....	58	H10101	2.9	1.8	0.3	-5.9	5.2	-2.7
Other merchandise retailing (partial).....	58	I	7.4	0.4	-1.0	-1.3	-0.8	1.4
Other merchandise retailing (partial).....	58	I1	7.4	0.4	-1.0	-1.3	-0.8	1.4
Other merchandise retailing (partial).....	58	I101	7.4	0.4	-1.0	-1.3	-0.8	1.4
Other merchandise retailing (partial).....	58	I10101	7.4	0.4	-1.0	-1.3	-0.8	1.4
Metal treatment services.....	59	—	8.0	0.8	0.0	-0.6	2.3	-0.1

See footnotes at end of table.

Table 7. Producer price index percentage changes for commodity and service groupings and individual items, not seasonally adjusted — Continued
[February 2023]

Title	Commodity code		Unadjusted 12-month percent change ¹	Unadjusted 1-month percent change ¹				
	Group code	Item code		Feb. 2022 to Feb. 2023 ^p	Sept. to Oct.	Oct. to Nov. ^p	Nov. to Dec. ^p	Dec. to Jan. ^p
Metal treatment services.....	59	1	8.0	0.8	0.0	-0.6	2.3	-0.1
Metal treatment services.....	59	11	8.0	0.8	0.0	-0.6	2.3	-0.1
Metal plating and polishing.....	59	1101	11.4	1.0	0.0	0.0	2.8	0.0
Metal plating and polishing.....	59	110111	11.4	1.0	0.0	0.0	2.8	0.0
Metal coating and allied services.....	59	1102	4.1	-0.1	0.0	-1.2	2.1	-0.4
Metal coating and allied services.....	59	110222	4.1	-0.1	0.0	-1.2	2.1	-0.4
Metal heat treating.....	59	1103	12.2	2.2	0.0	0.0	2.3	0.6
Metal heat treating.....	59	110349	12.2	2.2	0.0	0.0	2.3	0.6
Mining services.....	60	—	10.0	0.2	0.4	0.3	0.6	0.8
Mining services.....	60	1	10.0	0.2	0.4	0.3	0.6	0.8
Mining services.....	60	11	10.0	0.2	0.4	0.3	0.6	0.8
Metal mining services.....	60	1101	23.0	0.0	0.0	-2.3	0.0	0.0
Metal mining services.....	60	110101	23.0	0.0	0.0	-2.3	0.0	0.0
Support activities for coal mining.....	60	1102	3.1	0.0	1.6	-0.4	0.9	0.0
Support activities for coal mining.....	60	110201	3.1	0.0	1.6	-0.4	0.9	0.0
Drilling oil and gas wells services.....	60	1103	13.0	0.3	0.8	1.1	0.4	0.0
Drilling oil and gas wells services.....	60	110301	13.0	0.3	0.8	1.1	0.4	0.0
Support activities for oil and gas operations.....	60	1104	8.8	0.2	0.3	0.1	0.7	1.1
Support activities for oil and gas operations.....	60	110401	8.8	0.2	0.3	0.1	0.7	1.1
Contract work on textile products, apparel, and leather.....	61	—	5.6	0.2	1.8	0.3	1.1	1.0
Contract work on textile products and apparel.....	61	1	5.5	0.2	1.8	0.3	1.1	1.1
Contract work on textile products and apparel.....	61	11	5.5	0.2	1.8	0.3	1.1	1.1
Contract work on textile products.....	61	1102	7.8	0.1	0.8	0.9	2.1	2.0
Commission finishing of broadwoven fabrics.....	61	110201	7.2	0.1	0.9	1.0	2.1	2.1
Commission finishing of cotton broadwoven fabrics.....	61	1102011	7.6	0.2	0.6	0.5	5.2	0.5
Other commission finishing of broadwoven fabrics (excl. cotton & wool).....	61	1102012	7.8	0.1	1.2	1.4	1.5	2.4
Commission knit or knit & finishing of weft & warp knit fabric.....	61	110204	7.8	0.3	0.0	0.0	0.0	0.0
Contract work on apparel.....	61	1103	3.0	0.3	2.6	0.0	0.0	0.0
Contract work on women's, girls' and infants' apparel.....	61	11031	—	0.1	0.0	—	—	—
Contract work on women's, girls', and infants' nontailored coats, jackets, & other outerwear.....	61	110313	—	0.1	—	—	—	—
Contract work on men's and boys' (including unisex) apparel.....	61	11032	7.1	0.7	6.3	0.0	0.0	0.0
Contract work on men's and boys' pants, work apparel, and other outerwear.....	61	110321	9.8	0.9	8.8	0.0	0.0	0.0
Contract work on men's and boys' shirts, tailored suits/coats/jackets, & underwear/nightwear.....	61	110323	—	0.1	0.0	—	—	—
Contract & commission receipts for tanning or finishing leather owned by others.....	61	2	13.5	0.0	0.0	0.0	1.1	0.0
Contract & commission receipts for tanning or finishing leather owned by others.....	61	21	13.5	0.0	0.0	0.0	1.1	0.0
Contract and commission receipts for tanning or finishing leather owned by others.....	61	2101	13.5	0.0	0.0	0.0	1.1	0.0
Contract and commission receipts for tanning or finishing leather owned by others.....	61	210101	13.5	0.0	0.0	0.0	1.1	0.0
Construction (partial).....	80	—	14.1	2.2	0.1	0.0	1.7	0.1
New nonresidential building construction.....	80	1	17.0	2.8	0.1	0.0	1.9	0.1
New nonresidential building construction.....	80	11	17.0	2.8	0.1	0.0	1.9	0.1
New warehouse building construction.....	80	1101	12.9	2.0	0.3	-0.2	0.0	-0.4
New warehouse building construction.....	80	110101	12.9	2.0	0.3	-0.2	0.0	-0.4
New school building construction.....	80	1102	16.2	3.3	0.0	-0.1	1.4	0.0
New school building construction.....	80	110201	16.2	3.3	0.0	-0.1	1.4	0.0
New office building construction.....	80	1103	19.0	2.3	0.1	0.3	3.9	0.2
New office building construction.....	80	110301	19.0	2.3	0.1	0.3	3.9	0.2
New industrial building construction.....	80	1104	17.4	2.8	0.2	-0.1	1.1	0.2
New industrial building construction.....	80	110401	17.4	2.8	0.2	-0.1	1.1	0.2
New health care building construction.....	80	1105	18.0	3.3	0.1	0.1	1.8	0.3
New health care building construction.....	80	110501	18.0	3.3	0.1	0.1	1.8	0.3
Maintenance and repair of nonresidential buildings (partial).....	80	2	5.5	0.6	0.1	0.0	0.7	0.4
Maintenance and repair of nonresidential buildings (partial).....	80	21	5.5	0.6	0.1	0.0	0.7	0.4
Maintenance and repair of nonresidential buildings (partial).....	80	2101	5.5	0.6	0.1	0.0	0.7	0.4
Maintenance and repair of nonresidential buildings (partial).....	80	210101	5.5	0.6	0.1	0.0	0.7	0.4

¹ All indexes are subject to revision for 4 months after their originally scheduled publication to incorporate late reports and corrections by survey respondents.

² Due to incomplete coverage of the services sector, some services indexes in this table reflect only a portion of their wherever-provided output. These indexes are flagged using the term "partial" at the end of their titles. For more information regarding wherever-provided services indexes, go to <https://www.bls.gov/ppi/wepnotice.htm>. This webpage includes methodology documentation, a table identifying missing coverage areas for those indexes with incomplete coverage, and a concordance table between wherever-provided services indexes and Census product codes.

^p Preliminary

—" Data not available.

Table 8. Producer price indexes and percentage changes for selected commodity and service groupings and individual items, seasonally adjusted

[February 2023, Index base 1982=100, unless otherwise indicated]

Title	Commodity code		Other index base	Seasonally adjusted index ¹					Seasonally adjusted 1-month percent change ¹		
	Group code	Item code		Oct. 2022	Nov. 2022 ^P	Dec. 2022 ^P	Jan. 2023 ^P	Feb. 2023 ^P	Nov. to Dec. ^P	Dec. to Jan. ^P	Jan. to Feb. ^P
Goods											
Fruits & melons, fresh/dry vegs. & nuts.	01	1		-	-	-	-	-	-	-	-
Fresh fruits and melons.	01	11		-	-	-	-	-	-	-	-
Citrus fruits.	01	1101		420.863	320.161	343.346	367.177	348.119	7.2	6.9	-5.2
Other fruits and berries.	01	1102		-	-	-	-	-	-	-	-
Melons.			12/91	-	-	-	-	-	-	-	-
Fresh and dry vegetables.	01	13		-	-	-	-	-	-	-	-
Dry vegetables.	01	1301		246.455	238.850	236.053	234.777	234.810	-1.2	-0.5	0.0
Fresh vegetables, except potatoes.	01	1302		-	-	-	-	-	-	-	-
Sweet potatoes.	01	1303		165.400	159.656	159.720	158.845	160.211	0.0	-0.5	0.9
Potatoes.	01	1306	12/11	174.377	198.234	203.949	205.083	201.191	2.9	0.6	-1.9
Tree nuts.				-	-	-	-	-	-	-	-
Tree nuts.				-	-	-	-	-	-	-	-
Grains.	01	2		294.525	285.024	273.682	269.377	271.501	-4.0	-1.6	0.8
Wheat.	01	21		-	-	-	-	-	-	-	-
Wheat.	01	2101		-	-	-	-	-	-	-	-
Other grains.	01	22		307.606	296.633	285.975	282.433	282.346	-3.6	-1.2	0.0
Barley.	01	2201		-	-	-	-	-	-	-	-
Corn.	01	2202		301.202	290.092	279.530	276.079	275.523	-3.6	-1.2	-0.2
Oats.	01	2203		-	-	-	-	-	-	-	-
Sorghum.	01	2205	12/91	-	-	-	-	-	-	-	-
Rough rice.			12/91	-	-	-	-	-	-	-	-
Rough rice.			12/91	-	-	-	-	-	-	-	-
Livestock.	01	3		194.371	199.664	201.374	197.019	200.972	0.9	-2.2	2.0
Slaughter cattle.	01	31		221.649	224.650	227.277	229.974	228.703	1.2	1.2	-0.6
Slaughter steers and heifers.	01	3101		231.798	231.231	234.540	235.280	234.000	1.4	0.3	-0.5
Slaughter cows and bulls.	01	3102		166.554	177.382	177.188	185.635	182.998	-0.1	4.8	-1.4
Slaughter vealers.	01	3103		97.863	98.573	99.516	99.575	99.360	1.0	0.1	-0.2
Slaughter hogs.	01	32		119.690	124.180	124.031	106.711	106.655	-0.1	-14.0	-0.1
Slaughter barrows and gilts.	01	3201		118.231	123.204	123.783	106.639	105.686	0.5	-13.9	-0.9
Slaughter sows.	01	3202		-	-	-	-	-	-	-	-
Slaughter lambs.	01	33		281.696	346.118	280.884	289.381	359.611	-18.8	3.0	24.3
Slaughter lambs.	01	3301		281.696	346.118	280.884	289.381	359.611	-18.8	3.0	24.3
Feeder and replacement cattle.			09/21	-	-	-	-	-	-	-	-
Feeder and replacement cattle.			09/21	-	-	-	-	-	-	-	-
Slaughter poultry.	01	4		381.192	378.937	363.784	337.804	351.347	-4.0	-7.1	4.0
Slaughter chickens.	01	41		393.997	391.956	367.103	332.706	351.399	-6.3	-9.4	5.6
Broilers and other meat type chickens.	01	4102		399.479	397.410	372.212	337.335	356.289	-6.3	-9.4	5.6
Slaughter turkeys.	01	42		352.102	347.684	368.867	377.528	367.496	6.1	2.3	-2.7
Slaughter turkeys.	01	4201		352.102	347.684	368.867	377.528	367.496	6.1	2.3	-2.7
Slaughter ducks.	01	43	12/91	-	-	-	-	-	-	-	-
Slaughter ducks.	01	4301	12/91	-	-	-	-	-	-	-	-
Raw cotton.	01	5		-	-	-	-	-	-	-	-
Raw cotton.	01	51		-	-	-	-	-	-	-	-
Raw cotton.	01	5101		-	-	-	-	-	-	-	-
Raw milk.	01	6		194.111	186.948	182.100	176.887	166.049	-2.6	-2.9	-6.1
Raw milk.	01	61		194.896	187.704	182.836	177.602	166.721	-2.6	-2.9	-6.1
Raw milk.	01	6101		194.896	187.704	182.836	177.602	166.721	-2.6	-2.9	-6.1
Chicken eggs.	01	7		-	-	-	-	-	-	-	-
Chicken eggs.	01	71		-	-	-	-	-	-	-	-
Eggs for fresh use.	01	7107	12/91	-	-	-	-	-	-	-	-
Breaker stock and checks and undergrades.	01	7108	12/91	-	-	-	-	-	-	-	-
Hay, hayseeds, and oilseeds.	01	8		315.905	316.053	325.993	307.220	313.395	3.1	-5.8	2.0
Hay and hayseeds.	01	81		-	-	-	-	-	-	-	-
Hay and hayseeds.	01	8101		-	-	-	-	-	-	-	-
Oilseeds.	01	83		278.189	287.116	287.131	273.077	274.610	0.0	-4.9	0.6
Oilseeds.	01	8301		278.189	287.116	287.131	273.077	274.610	0.0	-4.9	0.6
Cereal and bakery products.	02	1		321.979	325.171	324.577	326.839	329.006	-0.2	0.7	0.7
Bakery products.	02	11		-	-	-	-	-	-	-	-
Bread (white, wheat, rye, etc.), including frozen.			06/06	-	-	-	-	-	-	-	-
Rolls (bread-type), muffins, bagels, and croissants.	02	1105		-	-	-	-	-	-	-	-
Other sweet goods, excluding frozen.				-	-	-	-	-	-	-	-
Soft cakes, excluding frozen.	02	1108		-	-	-	-	-	-	-	-
Cookies, crackers, and related products.	02	1121		-	-	-	-	-	-	-	-

See footnotes at end of table.

Table 8. Producer price indexes and percentage changes for selected commodity and service groupings and individual items, seasonally adjusted — Continued
 [February 2023, Index base 1982=100, unless otherwise indicated]

Title	Commodity code		Other index base	Seasonally adjusted index ¹					Seasonally adjusted 1-month percent change ¹		
	Group code	Item code		Oct. 2022	Nov. 2022 ^P	Dec. 2022 ^P	Jan. 2023 ^P	Feb. 2023 ^P	Nov. to Dec. ^P	Dec. to Jan. ^P	Jan. to Feb. ^P
Retail bakery products, excluding retail trade.....	02	1130	06/14	153.346	153.467	154.029	156.023	158.120	0.4	1.3	1.3
Flour and flour base mixes and doughs.....	02	12		-	-	-	-	-	-	-	-
Wheat flour.....	02	1203		-	-	-	-	-	-	-	-
Flour base mixes and doughs.....	02	1204		-	-	-	-	-	-	-	-
Milled rice and byproducts.....	02	13		-	-	-	-	-	-	-	-
Head rice.....	02	1301		-	-	-	-	-	-	-	-
Milled rice (incl second heads, screenings, brewers, bran, sharps, rice flour, and byproducts).....	02	1302	06/84	-	-	-	-	-	-	-	-
Cereal and pasta products.....	02	14		299.275	300.517	300.575	305.012	308.730	0.0	1.5	1.2
Dry macaroni, spaghetti, and egg noodle products, made from purchased flour.....	02	1402	06/85	-	-	-	-	-	-	-	-
Cereal and mill products, other than flour.....	02	1409	06/85	279.635	281.086	281.154	280.709	284.075	0.0	-0.2	1.2
Meats, poultry, and fish.....	02	2		227.284	231.555	226.266	230.029	226.721	-2.3	1.7	-1.4
Meats.....	02	21		216.084	220.140	223.183	227.724	225.463	1.4	2.0	-1.0
Beef and veal products, fresh or frozen.....	02	2101		237.473	244.439	255.109	274.339	270.754	4.4	7.5	-1.3
Lamb/mutton, fresh or frozen, not canned or made into sausage, made in slaughtering plants.....	02	2103		-	-	-	-	-	-	-	-
Pork products, fresh, frozen, or processed, except sausage.....	02	2104		169.610	171.574	168.323	164.719	160.595	-1.9	-2.1	-2.5
Other meats, fresh, frozen, or canned.....	02	2105		219.329	220.550	220.488	219.027	220.213	0.0	-0.7	0.5
Processed poultry.....	02	22		199.293	205.549	185.185	187.336	182.687	-9.9	1.2	-2.5
Young chickens, including bulk, chilled, frozen, whole, and in parts.....	02	2203		209.891	209.051	199.983	192.486	192.692	-4.3	-3.7	0.1
Turkeys, including frozen, whole, and in parts.....	02	2206		-	-	-	-	-	-	-	-
Canned, cooked, smoked or prepared poultry.....	02	2208		-	-	-	-	-	-	-	-
Chicken hens and other poultry/small game.....			12/90	-	-	-	-	-	-	-	-
Unprocessed and prepared seafood.....	02	23		447.939	439.565	431.396	434.522	429.874	-1.9	0.7	-1.1
Unprocessed finfish.....	02	2301		-	-	-	-	-	-	-	-
Canned seafood (including soups, stews, and chowders).....				-	-	-	-	-	-	-	-
Unprocessed shellfish.....	02	2305	12/91	295.476	289.000	291.546	283.243	297.396	0.9	-2.8	5.0
Prepared fresh and frozen seafood.....			12/11	-	-	-	-	-	-	-	-
Dairy products.....	02	3		245.311	244.840	244.306	240.335	237.515	-0.2	-1.6	-1.2
Fluid milk products.....	02	31		-	-	-	-	-	-	-	-
Packaged fluid milk and related products.....	02	3103	12/82	-	-	-	-	-	-	-	-
Cottage cheese.....	02	3104	12/82	-	-	-	-	-	-	-	-
Other milk products.....	02	3105	12/82	-	-	-	-	-	-	-	-
Bulk fluid milk and cream.....	02	3106	12/91	-	-	-	-	-	-	-	-
Butter.....	02	32		-	-	-	-	-	-	-	-
Butter.....	02	3201		-	-	-	-	-	-	-	-
Natural, processed, and imitation cheese.....	02	33		195.151	195.091	198.313	197.462	195.501	1.7	-0.4	-1.0
Natural cheese, except cottage cheese.....	02	3302		183.451	183.938	188.721	188.295	188.196	2.6	-0.2	-0.1
Processed cheese and related products.....	02	3303		-	-	-	-	-	-	-	-
Cheese substitutes and imitations.....			06/88	-	-	-	-	-	-	-	-
Raw liquid whey.....			12/04	-	-	-	-	-	-	-	-
Ice cream and frozen desserts.....	02	34		-	-	-	-	-	-	-	-
Ice cream and frozen desserts.....			06/83	-	-	-	-	-	-	-	-
Dry, condensed, and evaporated milk products.....	02	35		-	-	-	-	-	-	-	-
Dry milk products, including feed grade.....	02	3502	12/83	-	-	-	-	-	-	-	-
Liquid milk products.....			12/83	-	-	-	-	-	-	-	-
Ice cream mixes and related products.....			06/02	-	-	-	-	-	-	-	-
Processed fruits and vegetables.....	02	4		-	-	-	-	-	-	-	-
Canned fruits and juices.....	02	41		-	-	-	-	-	-	-	-
Canned fruits, excluding baby foods.....	02	4101		-	-	-	-	-	-	-	-
Canned and fresh fruit juices, nectars, and concentrates.....	02	4102		-	-	-	-	-	-	-	-
Frozen fruits, juices and ades.....	02	42		-	-	-	-	-	-	-	-
Frozen fruits.....	02	4202		-	-	-	-	-	-	-	-
Canned vegetables and juices.....	02	44		-	-	-	-	-	-	-	-
Canned vegetables and juices.....	02	4401		-	-	-	-	-	-	-	-
Frozen vegetables.....	02	45		-	-	-	-	-	-	-	-
Frozen potato products (French-fried, patties, puffs, etc.).....	02	4502	12/90	266.664	274.484	276.849	283.491	300.221	0.9	2.4	5.9
Frozen vegetables, other than potato products.....	02	4505	12/90	-	-	-	-	-	-	-	-
Dried and dehydrated food.....			12/03	-	-	-	-	-	-	-	-
Dried and dehydrated food.....			12/03	-	-	-	-	-	-	-	-
Sugar and confectionery.....	02	5		-	-	-	-	-	-	-	-
Raw cane sugar and sugar cane mill products and byproducts.....				-	-	-	-	-	-	-	-
Raw cane sugar and sugarcane mill products and byproducts.....	02	5201		-	-	-	-	-	-	-	-
Refined sugar products and byproducts.....				-	-	-	-	-	-	-	-
Refined sugar products and byproducts.....			12/02	-	-	-	-	-	-	-	-
Confectionery materials.....	02	54		-	-	-	-	-	-	-	-
Confectionery materials.....	02	5401		-	-	-	-	-	-	-	-

See footnotes at end of table.

Table 8. Producer price indexes and percentage changes for selected commodity and service groupings and individual items, seasonally adjusted — Continued
 [February 2023, Index base 1982=100, unless otherwise indicated]

Title	Commodity code		Other index base	Seasonally adjusted index ¹					Seasonally adjusted 1-month percent change ¹		
	Group code	Item code		Oct. 2022	Nov. 2022 ^P	Dec. 2022 ^P	Jan. 2023 ^P	Feb. 2023 ^P	Nov. to Dec. ^P	Dec. to Jan. ^P	Jan. to Feb. ^P
Confectionery end products.....	02	55		-	-	-	-	-	-	-	-
Candy and nuts.....			06/83	-	-	-	-	-	-	-	-
Beverages and beverage materials.....	02	6		242.745	244.313	243.622	251.087	249.619	-0.3	3.1	-0.6
Alcoholic beverages.....	02	61		214.555	216.673	217.542	217.731	217.711	0.4	0.1	0.0
Malt beverages.....	02	6101		229.375	229.733	229.830	231.017	230.767	0.0	0.5	-0.1
Distilled and bottled liquor, excluding brandy.....	02	6102		197.919	196.637	199.962	198.506	197.760	1.7	-0.7	-0.4
Wines, brandy, and brandy spirits.....			12/83	-	-	-	-	-	-	-	-
Soft drinks.....	02	62		-	-	-	-	-	-	-	-
Soft drinks, non-carbonated and bottled water.....				-	-	-	-	-	-	-	-
Soft drinks, bottle/can, carbonated, all types.....			12/11	-	-	-	-	-	-	-	-
Packaged beverage materials.....	02	63		-	-	-	-	-	-	-	-
Coffee (whole bean, ground, & instant).....	02	6301		-	-	-	-	-	-	-	-
Tea in consumer packages, exc. canned ice tea.....	02	6303		-	-	-	-	-	-	-	-
Other beverage materials.....	02	64		316.423	317.361	318.036	321.837	321.816	0.2	1.2	0.0
Other beverage materials.....	02	6401		316.423	317.361	318.036	321.837	321.816	0.2	1.2	0.0
Fats and oils.....	02	7		-	-	-	-	-	-	-	-
Shortening, cooking oil, and margarine.....	02	78		-	-	-	-	-	-	-	-
Shortening, cooking oil, and margarine.....	02	7801		-	-	-	-	-	-	-	-
Other oilseed processing.....	02	7A	12/04	-	-	-	-	-	-	-	-
Other oilseed processing.....	02	7A01	12/04	-	-	-	-	-	-	-	-
Corn oil, crude and refined.....			01/16	-	-	-	-	-	-	-	-
Corn oil, made by wet milling.....			01/16	-	-	-	-	-	-	-	-
Miscellaneous processed foods.....	02	8		-	-	-	-	-	-	-	-
Canned jams, jellies, and preserves.....	02	81		-	-	-	-	-	-	-	-
Canned jams, jellies, and preserves.....				-	-	-	-	-	-	-	-
Pickles and other pickled products, including horseradish.....	02	82		-	-	-	-	-	-	-	-
Pickles and other pickled products.....	02	8201		-	-	-	-	-	-	-	-
Specialty canning.....	02	84		-	-	-	-	-	-	-	-
Specialty canning.....	02	8401		-	-	-	-	-	-	-	-
Frozen specialty food.....	02	85		-	-	-	-	-	-	-	-
Frozen specialty food.....	02	8501		-	-	-	-	-	-	-	-
Prepared sauces, except tomato.....				-	-	-	-	-	-	-	-
Prepared sauces, excluding tomato-based sauces and sauces comprised of 20 percent or more meat.....				-	-	-	-	-	-	-	-
Other miscellaneous processed foods.....				-	-	-	-	-	-	-	-
Other miscellaneous processed foods.....				-	-	-	-	-	-	-	-
Prepared animal feeds.....	02	9		262.945	264.467	264.403	262.469	257.346	0.0	-0.7	-2.0
Soybean cake, meal, and other byproducts.....	02	92		-	-	-	-	-	-	-	-
Soybean cake, meal, and byproducts.....	02	9201		-	-	-	-	-	-	-	-
Formula feeds.....	02	93		303.660	300.562	297.441	294.893	292.196	-1.0	-0.9	-0.9
Formula feeds.....	02	9301		303.660	300.562	297.441	294.893	292.196	-1.0	-0.9	-0.9
Miscellaneous feedstuffs.....	02	94		346.268	351.015	351.408	348.043	336.973	0.1	-1.0	-3.2
Pet food.....	02	9402		-	-	-	-	-	-	-	-
Miscellaneous feedstuffs other than pet food.....	02	9403		352.098	357.150	356.450	346.945	322.280	-0.2	-2.7	-7.1
Synthetic fibers.....	03	1		-	-	-	-	-	-	-	-
Unprocessed filament yarns.....	03	15		-	-	-	-	-	-	-	-
Noncellulosic and cellulosic organic fibers.....			05/22	-	-	-	-	-	-	-	-
Processed yarns and threads.....	03	2		-	-	-	-	-	-	-	-
Yarns.....	03	26		-	-	-	-	-	-	-	-
Spun cotton yarns.....	03	2601		179.551	177.432	168.278	157.910	151.873	-5.2	-6.2	-3.8
Spun synthetic yarns.....				-	-	-	-	-	-	-	-
Textured and twisted yarns.....	03	2604	12/88	-	-	-	-	-	-	-	-
Other spun noncellulosic and natural fiber (excluding cotton and wool) yarns.....	03	2607	06/08	-	-	-	-	-	-	-	-
Greige fabrics.....	03	3		-	-	-	-	-	-	-	-
Greige broadwoven fabrics.....	03	37		-	-	-	-	-	-	-	-
Greige manmade, silk, and other natural fiber (exc cotton/wool) broadwoven fabrics.....	03	3703		-	-	-	-	-	-	-	-
Greige knit fabrics.....	03	38		-	-	-	-	-	-	-	-
Weft (circular) knit fabrics, greige goods (excluding hosiery).....	03	3803		-	-	-	-	-	-	-	-
Warp knit fabrics, greige goods (excluding hosiery).....	03	3804		-	-	-	-	-	-	-	-
Tire cord and tire fabric.....	03	39	06/84	-	-	-	-	-	-	-	-
Tire cord and tire fabrics.....	03	3901	06/84	-	-	-	-	-	-	-	-
Finished fabrics.....	03	4		-	-	-	-	-	-	-	-
Finished broadwoven fabrics.....	03	42		-	-	-	-	-	-	-	-
Finished cotton broadwoven fabrics.....	03	4201		-	-	-	-	-	-	-	-

See footnotes at end of table.

Table 8. Producer price indexes and percentage changes for selected commodity and service groupings and individual items, seasonally adjusted — Continued
 [February 2023, Index base 1982=100, unless otherwise indicated]

Title	Commodity code		Other index base	Seasonally adjusted index ¹					Seasonally adjusted 1-month percent change ¹		
	Group code	Item code		Oct. 2022	Nov. 2022 ^P	Dec. 2022 ^P	Jan. 2023 ^P	Feb. 2023 ^P	Nov. to Dec. ^P	Dec. to Jan. ^P	Jan. to Feb. ^P
Finished manmade, silk, and other natural fiber (exc. cotton and wool) broadwoven fabrics.....	03	4203		-	-	-	-	-	-	-	-
Woven and braided narrow fabrics.....	03	44		-	-	-	-	-	-	-	-
Woven and braided narrow fabrics.....	03	4402	06/84	-	-	-	-	-	-	-	-
Nonwoven fabrics and felts.....	03	45		-	-	-	-	-	-	-	-
Nonwoven fabrics and felts.....	03	4503		-	-	-	-	-	-	-	-
Coated fabrics, not rubberized.....	03	46	06/85	-	-	-	-	-	-	-	-
Coated fabrics, not rubberized.....	03	4601	06/85	-	-	-	-	-	-	-	-
Screen printed textile materials, embroideries, and lace goods.....	03	47	06/85	218.140	219.535	219.573	219.540	219.939	0.0	0.0	0.2
Screen printed textile and apparel materials and embroideries.....	03	4701	06/85	218.385	219.817	219.754	219.842	220.209	0.0	0.0	0.2
Knit fabrics, finished in knitting mills.....			12/03	-	-	-	-	-	-	-	-
Weft (circular) knit fabrics, knit and finished in the same establishment (excluding hosiery).....			12/03	-	-	-	-	-	-	-	-
Warp knit goods, knit and finished in the same establishment.....			12/03	-	-	-	-	-	-	-	-
Apparel & other fabricated textile prods.....	03	8		-	-	-	-	-	-	-	-
Apparel.....	03	81		-	-	-	-	-	-	-	-
Miscellaneous apparel and accessories.....			12/83	-	-	-	-	-	-	-	-
Women's, girls', and infants' cut and sew apparel.....			12/03	-	-	-	-	-	-	-	-
Men's and boys' cut and sew apparel.....			12/03	-	-	-	-	-	-	-	-
Apparel made in knitting mills.....			12/03	-	-	-	-	-	-	-	-
Textile house furnishings.....	03	82		-	-	-	-	-	-	-	-
Textile house furnishings.....	03	8203	06/83	-	-	-	-	-	-	-	-
Industrial and other fabricated products.....				-	-	-	-	-	-	-	-
Industrial and other fabricated products.....	03	8303		-	-	-	-	-	-	-	-
Miscellaneous textile products/services.....	03	9	06/85	-	-	-	-	-	-	-	-
Miscellaneous textile products/services.....			09/18	-	-	-	-	-	-	-	-
Miscellaneous textile products/services.....			09/18	-	-	-	-	-	-	-	-
Hides and skins, incl. cattle.....	04	1		120.293	111.902	109.023	103.876	104.223	-2.6	-4.7	0.3
Hides and skins, incl. cattle.....	04	19	06/01	55.073	51.231	49.913	47.556	47.716	-2.6	-4.7	0.3
Hides, skins, and pelts, made in slaughtering plants.....	04	1901	06/01	55.073	51.231	49.913	47.556	47.716	-2.6	-4.7	0.3
Leather.....	04	2		202.994	200.098	197.273	196.292	195.711	-1.4	-0.5	-0.3
Finished and unfinished leather.....	04	27	12/97	111.282	109.694	108.145	107.608	107.289	-1.4	-0.5	-0.3
Finished and unfinished leather.....	04	2701	12/97	111.282	109.694	108.145	107.608	107.289	-1.4	-0.5	-0.3
Footwear.....	04	3		247.155	247.324	247.934	248.610	251.169	0.2	0.3	1.0
Men's nonathletic footwear.....	04	31		286.555	287.378	288.239	288.871	293.522	0.3	0.2	1.6
Men's footwear (size 6 and larger), excluding athletic.....	04	3105	12/93	199.837	200.407	201.005	201.462	204.685	0.3	0.2	1.6
Women's nonathletic footwear.....	04	32		-	-	-	-	-	-	-	-
Women's footwear (size 4 and larger), excluding athletic.....	04	3205	12/93	-	-	-	-	-	-	-	-
Other footwear including slippers.....	04	39	12/02	-	-	-	-	-	-	-	-
Other footwear, excluding rubber and plastic soled footwear.....	04	3901	12/02	-	-	-	-	-	-	-	-
Other leather and related products.....	04	4		-	-	-	-	-	-	-	-
Luggage and small leather goods.....	04	41		-	-	-	-	-	-	-	-
Luggage and small leather goods.....	04	4101		-	-	-	-	-	-	-	-
Leather and leather-like goods, n.e.c.....	04	45	06/85	-	-	-	-	-	-	-	-
Leather and leather-like goods, n.e.c.....	04	4501	06/85	-	-	-	-	-	-	-	-
Coal.....	05	1		308.820	303.936	281.068	281.496	286.551	-7.5	0.2	1.8
Coal.....	05	13		308.820	303.936	281.068	281.496	286.551	-7.5	0.2	1.8
Coal.....	05	1301		308.820	303.936	281.068	281.496	286.551	-7.5	0.2	1.8
Gas fuels.....				-	-	-	-	-	-	-	-
Natural gas.....				-	-	-	-	-	-	-	-
Natural gas.....				-	-	-	-	-	-	-	-
Liquefied petroleum gas.....	05	32		-	-	-	-	-	-	-	-
Liquefied petroleum gas.....				-	-	-	-	-	-	-	-
Electric power.....	05	4		257.184	255.363	258.999	267.289	266.360	1.4	3.2	-0.3
Residential electric power.....	05	41	12/90	217.625	217.089	219.260	222.467	223.704	1.0	1.5	0.6
Residential electric power.....	05	4121	12/90	217.625	217.089	219.260	222.467	223.704	1.0	1.5	0.6
Commercial electric power.....	05	42		243.969	241.912	246.325	252.498	254.776	1.8	2.5	0.9
Commercial electric power.....	05	4221	12/90	213.528	211.743	215.547	221.022	223.017	1.8	2.5	0.9
Industrial electric power.....	05	43		288.215	282.971	290.907	312.233	296.775	2.8	7.3	-5.0
Industrial electric power.....	05	4321	12/90	242.326	237.944	244.597	262.560	249.538	2.8	7.3	-5.0
Transportation electric power.....	05	46	12/10	123.781	124.387	124.816	130.345	125.405	0.3	4.4	-3.8
Transportation electric power.....	05	4621	12/10	123.781	124.387	124.816	130.345	125.405	0.3	4.4	-3.8
Utility natural gas.....	05	5	12/90	306.023	296.910	302.842	334.432	313.915	2.0	10.4	-6.1
Residential natural gas.....	05	51	12/90	306.007	299.587	305.791	343.171	309.902	2.1	12.2	-9.7
Residential natural gas.....	05	5121	12/90	306.007	299.587	305.791	343.171	309.902	2.1	12.2	-9.7

See footnotes at end of table.

Table 8. Producer price indexes and percentage changes for selected commodity and service groupings and individual items, seasonally adjusted — Continued
 [February 2023, Index base 1982=100, unless otherwise indicated]

Title	Commodity code		Other index base	Seasonally adjusted index ¹					Seasonally adjusted 1-month percent change ¹		
	Group code	Item code		Oct. 2022	Nov. 2022 ^P	Dec. 2022 ^P	Jan. 2023 ^P	Feb. 2023 ^P	Nov. to Dec. ^P	Dec. to Jan. ^P	Jan. to Feb. ^P
Commercial natural gas.....	05	52	12/90	320.402	306.289	316.277	355.335	314.391	3.3	12.3	-11.5
Commercial natural gas.....	05	5221	12/90	320.402	306.289	316.277	355.335	314.391	3.3	12.3	-11.5
Industrial natural gas.....	05	53	12/90	254.803	250.478	260.993	282.946	250.584	4.2	8.4	-11.4
Industrial natural gas.....	05	5321	12/90	254.803	250.478	260.993	282.946	250.584	4.2	8.4	-11.4
Natural gas to electric power.....	05	54	12/90	262.291	252.844	255.670	274.378	280.375	1.1	7.3	2.2
Natural gas to electric power.....	05	5421	12/90	262.291	252.844	255.670	274.378	280.375	1.1	7.3	2.2
Crude petroleum (domestic production).....	05	6		-	-	-	-	-	-	-	-
Crude petroleum (domestic production).....	05	61		-	-	-	-	-	-	-	-
Crude petroleum (domestic production).....	05	6101		-	-	-	-	-	-	-	-
Petroleum products, refined.....	05	7		377.990	367.074	308.790	332.173	331.123	-15.9	7.6	-0.3
Gasoline.....	05	71		296.015	282.169	257.664	275.512	287.108	-8.7	6.9	4.2
Unleaded premium gasoline.....	05	7103		325.631	319.415	287.721	307.119	313.051	-9.9	6.7	1.9
Unleaded regular gasoline.....	05	7104		288.809	274.103	252.188	269.220	281.894	-8.0	6.8	4.7
Unleaded mid-premium gasoline.....	05	7105	12/87	494.377	471.864	428.381	462.010	483.030	-9.2	7.9	4.5
Kerosene and jet fuels.....	05	72		-	-	-	-	-	-	-	-
Kerosene.....	05	7202		-	-	-	-	-	-	-	-
Jet fuel.....	05	7203		-	-	-	-	-	-	-	-
Light fuel oils.....	05	73		550.786	539.547	397.950	438.939	416.071	-26.2	10.3	-5.2
Home heating oil and distillates.....	05	7302		368.020	344.881	326.608	330.867	287.223	-5.3	1.3	-13.2
No. 2 diesel fuel.....	05	7303		589.684	579.247	419.854	466.049	444.126	-27.5	11.0	-4.7
Residual fuels (heavy fuel oils, incl. #5, #6, & other residual fuels).....	05	74		-	-	-	-	-	-	-	-
Residual fuels (heavy fuel oils, incl. #5, #6, & other residual fuels).....	05	7407	06/85	-	-	-	-	-	-	-	-
Finished lubricants.....				-	-	-	-	-	-	-	-
Lubricating and similar oils.....	05	7604	06/85	-	-	-	-	-	-	-	-
Lubricating oil base stocks.....			06/09	-	-	-	-	-	-	-	-
Lubricating oil base stocks.....			06/09	-	-	-	-	-	-	-	-
Asphalt and other petroleum and coal products, n.e.c.....	05	8	12/84	524.037	542.017	487.236	466.492	449.372	-10.1	-4.3	-3.7
Asphalt and other petroleum and coal products, n.e.c.....	05	81	12/84	524.037	542.017	487.236	466.492	449.372	-10.1	-4.3	-3.7
Asphalt.....	05	8102	06/85	341.673	320.030	219.165	225.575	218.216	-31.5	2.9	-3.3
Other petroleum and coal products, including coke oven products, n.e.c.....			12/84	-	-	-	-	-	-	-	-
Industrial chemicals.....	06	1		342.194	337.672	336.255	335.411	328.499	-0.4	-0.3	-2.1
Basic inorganic chemicals.....	06	13		-	-	-	-	-	-	-	-
Inorganic chemicals, other than alkalis and chlorine.....	06	1302		-	-	-	-	-	-	-	-
Alkalis and chlorine, including natural sodium carbonate and sulfate.....	06	1303		-	-	-	-	-	-	-	-
Basic organic chemicals.....	06	14		335.117	330.641	328.989	326.371	317.433	-0.5	-0.8	-2.7
Primary basic organic chemicals.....				-	-	-	-	-	-	-	-
Cyclic intermediate chemicals and dyes.....				-	-	-	-	-	-	-	-
Other basic organics.....	06	1403		325.027	324.183	322.724	318.625	314.626	-0.5	-1.3	-1.3
Paints and allied products.....	06	2		-	-	-	-	-	-	-	-
Prepared paint.....	06	21		-	-	-	-	-	-	-	-
Architectural coatings.....	06	2101		-	-	-	-	-	-	-	-
OEM finishes excluding marine coatings.....			06/83	-	-	-	-	-	-	-	-
Special purpose coatings, incl. marine, industrial & construction coatings.....	06	2103	06/83	-	-	-	-	-	-	-	-
Paint materials.....	06	22		-	-	-	-	-	-	-	-
Paint colors.....				-	-	-	-	-	-	-	-
Kaolin and ball clay.....	06	2204		-	-	-	-	-	-	-	-
Allied and miscellaneous paint products.....	06	23	06/83	-	-	-	-	-	-	-	-
Allied and miscellaneous paint products.....	06	2301	06/83	-	-	-	-	-	-	-	-
Drugs and pharmaceuticals.....	06	3		649.499	650.525	648.953	653.578	656.469	-0.2	0.7	0.4
Medicinal and botanical chemicals, drugs, and other products.....	06	31		-	-	-	-	-	-	-	-
Medicinal and botanical chemicals, drugs, and other products.....			06/82	-	-	-	-	-	-	-	-
Biological products, including diagnostics.....	06	37		314.397	315.139	314.756	318.318	320.198	-0.1	1.1	0.6
Biological products, excluding diagnostic, for veterinary, industrial, and all other misc. uses.....	06	3717	12/04	-	-	-	-	-	-	-	-
Diagnostics.....			06/09	-	-	-	-	-	-	-	-
Biological products, excluding diagnostic, for human use.....	06	3719	06/09	153.903	154.178	154.417	152.355	152.447	0.2	-1.3	0.1
Pharmaceutical preparations.....	06	38	06/01	284.196	284.546	283.734	285.319	286.621	-0.3	0.6	0.5
Pharmaceuticals affecting neoplasms, the endocrine system, & metabolic diseases.....	06	3801	06/01	312.108	312.550	312.974	312.004	311.873	0.1	-0.3	0.0
Pharmaceuticals acting on the central nervous system and the sense organs.....	06	3802	06/01	331.706	332.260	332.728	334.846	339.359	0.1	0.6	1.3
Pharmaceuticals acting on the cardiovascular system.....	06	3803	06/01	427.436	427.986	428.910	440.335	442.113	0.2	2.7	0.4
Pharmaceuticals acting on the respiratory system.....	06	3804	06/01	233.611	233.863	228.043	227.831	227.900	-2.5	-0.1	0.0
Pharmaceuticals acting on the digestive or the genito-urinary systems.....			06/01	-	-	-	-	-	-	-	-
Pharmaceuticals acting on the skin.....			06/01	-	-	-	-	-	-	-	-
Vitamin, nutrient, and hematonic preparations.....			06/01	-	-	-	-	-	-	-	-
Pharmaceuticals affecting parasitic and infective diseases.....	06	3808	06/01	-	-	-	-	-	-	-	-

See footnotes at end of table.

Table 8. Producer price indexes and percentage changes for selected commodity and service groupings and individual items, seasonally adjusted — Continued

[February 2023, Index base 1982=100, unless otherwise indicated]

Title	Commodity code		Other index base	Seasonally adjusted index ¹					Seasonally adjusted 1-month percent change ¹		
	Group code	Item code		Oct. 2022	Nov. 2022 ^P	Dec. 2022 ^P	Jan. 2023 ^P	Feb. 2023 ^P	Nov. to Dec. ^P	Dec. to Jan. ^P	Jan. to Feb. ^P
Fats and oils, inedible.....	06	4		-	-	-	-	-	-	-	-
Fats and oils, inedible.....	06	41		-	-	-	-	-	-	-	-
Fats and oils, inedible.....	06	4101		-	-	-	-	-	-	-	-
Agricultural chemicals and chemical products.....	06	5		369.894	373.315	361.027	356.222	345.738	-3.3	-1.3	-2.9
Mixed fertilizers.....	06	51		-	-	-	-	-	-	-	-
Mixed fertilizers.....	06	5105	06/86	-	-	-	-	-	-	-	-
Fertilizer materials.....	06	52		459.951	465.200	435.869	409.504	381.376	-6.3	-6.0	-6.9
Nitrogenates.....	06	5201		581.569	592.352	577.951	517.805	465.448	-2.4	-10.4	-10.1
Phosphates.....	06	5202		373.971	372.891	335.357	334.507	325.796	-10.1	-0.3	-2.6
Other agricultural chemicals.....	06	53		-	-	-	-	-	-	-	-
Other agricultural chemicals.....	06	5301		-	-	-	-	-	-	-	-
Plastic resins and materials.....	06	6		294.792	282.827	283.882	281.811	285.757	0.4	-0.7	1.4
Thermoplastic resins and plastics materials.....	06	62		296.704	281.998	283.217	280.785	285.845	0.4	-0.9	1.8
Thermoplastic resins and plastics materials.....	06	6212	12/03	206.179	195.959	196.806	195.116	198.632	0.4	-0.9	1.8
Thermosetting resins and plastics materials.....	06	63		-	-	-	-	-	-	-	-
Thermosetting resins and plastics materials.....	06	63	12/98	-	-	-	-	-	-	-	-
Other chemicals and allied products.....	06	7		-	-	-	-	-	-	-	-
Soaps and detergents.....	06	7		-	-	-	-	-	-	-	-
Soaps and other detergents.....	06	7	06/83	-	-	-	-	-	-	-	-
Polish and other sanitation goods.....	06	7	06/83	-	-	-	-	-	-	-	-
Polish and other sanitation goods.....	06	7	06/83	-	-	-	-	-	-	-	-
Cosmetics and other toilet preparations.....	06	75		-	-	-	-	-	-	-	-
Shaving preparations.....	06	7502		-	-	-	-	-	-	-	-
Perfumes, toilet waters, and colognes.....	06	7503		-	-	-	-	-	-	-	-
Hair preparations (including shampoos).....	06	7504		-	-	-	-	-	-	-	-
Toothpastes, denture cleaners, and mouthwashes.....	06	7504		-	-	-	-	-	-	-	-
Creams, lotions, and oils, excluding shaving, hair, and deodorant.....	06	7504	06/99	-	-	-	-	-	-	-	-
Other cosmetics and toilet preparations.....	06	7504	06/99	-	-	-	-	-	-	-	-
Misc. chemical prod. and preparations.....	06	79		-	-	-	-	-	-	-	-
Explosives and blasting accessories.....	06	7902		276.671	280.032	278.622	275.262	275.256	-0.5	-1.2	0.0
Industrial gases.....	06	7902		-	-	-	-	-	-	-	-
Adhesives and sealants.....	06	7904	12/83	-	-	-	-	-	-	-	-
Surface active agents.....	06	7904	12/83	-	-	-	-	-	-	-	-
Gum and wood chemicals, including wood distillation products.....	06	7904	06/84	-	-	-	-	-	-	-	-
Other miscellaneous chemical products.....	06	7909		-	-	-	-	-	-	-	-
Rubber and rubber products.....	07	1		-	-	-	-	-	-	-	-
Synthetic rubber, inc. styrene-butadiene rubber (SBR) and ethylene propylene.....	07	11		-	-	-	-	-	-	-	-
Synthetic rubber.....	07	1102		-	-	-	-	-	-	-	-
Tires, tubes, tread, & repair materials.....	07	12		-	-	-	-	-	-	-	-
Tires.....	07	12		-	-	-	-	-	-	-	-
Tread rubber, tire sundries, and repair materials.....	07	12		-	-	-	-	-	-	-	-
Miscellaneous rubber products.....	07	13		-	-	-	-	-	-	-	-
Rubber and plastics footwear, including athletic footwear.....	07	1301		-	-	-	-	-	-	-	-
Rubber and plastic belts and belting.....	07	1303		348.246	349.074	349.633	351.635	352.498	0.2	0.6	0.2
Rubber and plastics hose.....	07	1304		-	-	-	-	-	-	-	-
Miscellaneous rubber products, n.e.c.....	07	1306	06/83	-	-	-	-	-	-	-	-
Plastic products.....	07	2		-	-	-	-	-	-	-	-
Plastic construction products.....	07	21		-	-	-	-	-	-	-	-
Plastics construction products.....	07	2106		-	-	-	-	-	-	-	-
Unsupported plastic film, sheet and other shapes.....	07	22		-	-	-	-	-	-	-	-
Unsupported plastics film, sheet, and other shapes.....	07	2205	12/82	-	-	-	-	-	-	-	-
Laminated plastic sheets, rods, and tubes.....	07	23		-	-	-	-	-	-	-	-
Laminated plastics plates, sheet (except packaging), and shapes.....	07	2304		-	-	-	-	-	-	-	-
Parts for manufacturing from plastics.....	07	2304		-	-	-	-	-	-	-	-
Parts for transportation equipment.....	07	2304		-	-	-	-	-	-	-	-
Other parts and components for manufacturing.....	07	2304		-	-	-	-	-	-	-	-
Foam components for furniture.....	07	2603	12/82	-	-	-	-	-	-	-	-
Other plastic products.....	07	2603	12/82	-	-	-	-	-	-	-	-
Other plastics products.....	07	2603	12/82	-	-	-	-	-	-	-	-
Plastic packaging products.....	07	2603	12/06	-	-	-	-	-	-	-	-
Plastics packaging products.....	07	2603	12/06	-	-	-	-	-	-	-	-
Consumer, institutional, and commercial products, n.e.c.....	07	2603	12/06	-	-	-	-	-	-	-	-
All other consumer, institutional, and commercial products.....	07	2603	12/06	-	-	-	-	-	-	-	-
Recyclable plastics.....	07	2C	12/11	93.004	87.706	87.871	90.341	113.210	0.2	2.8	25.3
Recyclable plastics.....	07	2C01	12/11	93.004	87.706	87.871	90.341	113.210	0.2	2.8	25.3

See footnotes at end of table.

Table 8. Producer price indexes and percentage changes for selected commodity and service groupings and individual items, seasonally adjusted — Continued
 [February 2023, Index base 1982=100, unless otherwise indicated]

Title	Commodity code		Other index base	Seasonally adjusted index ¹					Seasonally adjusted 1-month percent change ¹		
	Group code	Item code		Oct. 2022	Nov. 2022 ^P	Dec. 2022 ^P	Jan. 2023 ^P	Feb. 2023 ^P	Nov. to Dec. ^P	Dec. to Jan. ^P	Jan. to Feb. ^P
Lumber.....	08	1		294.428	287.013	269.603	259.927	257.135	-6.1	-3.6	-1.1
Softwood lumber.....	08	11		321.371	316.217	290.987	262.326	260.403	-8.0	-9.8	-0.7
Softwood cut stock and dimension.....	08	1105		305.743	299.692	283.720	264.446	265.351	-5.3	-6.8	0.3
Softwood lumber, not edge worked.....	08	1106	12/03	166.989	163.802	149.737	133.644	132.479	-8.6	-10.7	-0.9
Softwood lumber, made from purchased lumber.....	08	1107	12/03	280.287	279.936	263.059	257.748	257.270	-6.0	-2.0	-0.2
Hardwood lumber.....	08	12		-	-	-	-	-	-	-	-
Hardwood cut stock and dimension.....	08	1203		-	-	-	-	-	-	-	-
Hardwood flooring.....	08		06/84	-	-	-	-	-	-	-	-
Hardwood lumber, not edge worked.....	08	1205	12/03	-	-	-	-	-	-	-	-
Millwork.....	08	2		369.936	366.474	365.245	364.027	363.897	-0.3	-0.3	0.0
General millwork.....	08	21		334.105	334.482	335.321	334.861	338.693	0.3	-0.1	1.1
General millwork.....	08	2101		334.105	334.482	335.321	334.861	338.693	0.3	-0.1	1.1
Prefabricated structural members.....	08	22		-	-	-	-	-	-	-	-
Prefabricated structural members.....	08	2201		-	-	-	-	-	-	-	-
Plywood.....	08	3		-	-	-	-	-	-	-	-
Softwood veneer and plywood.....	08	31		-	-	-	-	-	-	-	-
Softwood veneer and plywood.....	08			-	-	-	-	-	-	-	-
Hardwood veneer and plywood.....	08		12/05	-	-	-	-	-	-	-	-
Hardwood veneer and plywood.....	08		12/05	-	-	-	-	-	-	-	-
Other wood products.....	08	4		227.321	224.006	223.501	221.852	219.035	-0.2	-0.7	-1.3
Wood pallets and pallet containers, wood and metal combination.....	08	41		-	-	-	-	-	-	-	-
Wood pallets and pallet containers.....	08	4101		-	-	-	-	-	-	-	-
Wood boxes.....	08	42		-	-	-	-	-	-	-	-
Wood boxes.....	08	4201		-	-	-	-	-	-	-	-
Miscellaneous wood products.....	08	49		146.530	145.263	145.326	143.798	143.948	0.0	-1.1	0.1
Wood ties, siding, shingles, and shakes, and contract sawing of logs owned by others.....	08		12/03	-	-	-	-	-	-	-	-
Sawn wood fence stock, wood lath, and contract resawing and planing.....	08		12/03	-	-	-	-	-	-	-	-
All other miscellaneous wood products.....	08	4909	06/84	229.150	226.772	226.691	223.625	223.903	0.0	-1.4	0.1
Logs, bolts, timber, pulpwood and wood chips.....	08	5		-	-	-	-	-	-	-	-
Logs, bolts, timber, pulpwood and wood chips.....	08	51		-	-	-	-	-	-	-	-
Logs, bolts, timber, pulpwood and wood chips.....	08	5105	12/11	-	-	-	-	-	-	-	-
Prefabricated wood buildings & components.....	08	6	12/84	390.763	391.903	392.031	378.757	377.002	0.0	-3.4	-0.5
Prefabricated wood buildings & components.....	08	61	12/84	390.763	391.903	392.031	378.757	377.002	0.0	-3.4	-0.5
Prefabricated wood buildings and components.....	08	6101	12/84	390.763	391.903	392.031	378.757	377.002	0.0	-3.4	-0.5
Treated wood and contract wood preserving.....	08	7	06/85	-	-	-	-	-	-	-	-
Treated wood and contract wood preserving.....	08	71	06/85	-	-	-	-	-	-	-	-
Treated wood.....	08	7101	06/85	-	-	-	-	-	-	-	-
Contract wood preservation.....	08	7102	06/85	-	-	-	-	-	-	-	-
Pulp, paper, and prod., ex. bldg. paper.....	09	1		-	-	-	-	-	-	-	-
Wood pulp.....	09	11		-	-	-	-	-	-	-	-
Wood pulp.....	09	1105	06/06	-	-	-	-	-	-	-	-
Recyclable paper.....	09	12		-	-	-	-	-	-	-	-
News and other low grade recyclable paper.....	09	1201		-	-	-	-	-	-	-	-
Corrugated recyclable paper.....	09	1203		-	-	-	-	-	-	-	-
High grade recyclable paper (including pulp substitutes and deinking).....	09	1207	12/86	-	-	-	-	-	-	-	-
Paper.....	09	13		-	-	-	-	-	-	-	-
Writing and printing papers.....	09	1301		-	-	-	-	-	-	-	-
Newsprint.....	09			-	-	-	-	-	-	-	-
Packaging and industrial converting paper.....	09	1303		-	-	-	-	-	-	-	-
All other coated and processed papers.....	09		12/82	-	-	-	-	-	-	-	-
Paperboard.....	09	14		-	-	-	-	-	-	-	-
Corrugated paperboard in sheets and rolls, lined and unlined.....	09	1405		-	-	-	-	-	-	-	-
Paperboard, excluding corrugated paperboard in sheets and rolls.....	09	1411	12/82	-	-	-	-	-	-	-	-
Converted paper and paperboard products.....	09	15		-	-	-	-	-	-	-	-
Sanitary paper products, including stock.....	09	1501		-	-	-	-	-	-	-	-
Paper, plastic, and foil bags.....	09	1502		-	-	-	-	-	-	-	-
Paper boxes and containers.....	09	1503		-	-	-	-	-	-	-	-
Other corrugated and solid fiber products, including containers, pallets, pads, etc.....	09	1504		-	-	-	-	-	-	-	-
Office supplies and accessories.....	09	1506		-	-	-	-	-	-	-	-
Fiber cans, tubes, and similar fiber products.....	09	1507		-	-	-	-	-	-	-	-
Molded pulp goods, including egg cartons, florists pots, food trays, etc.....	09		06/85	-	-	-	-	-	-	-	-
Miscellaneous converted paper and paperboard products.....	09	1509	12/84	-	-	-	-	-	-	-	-
Pressure-sensitive products.....	09		12/82	-	-	-	-	-	-	-	-
Pressure-sensitive products.....	09		12/82	-	-	-	-	-	-	-	-

See footnotes at end of table.

Table 8. Producer price indexes and percentage changes for selected commodity and service groupings and individual items, seasonally adjusted — Continued
[February 2023, Index base 1982=100, unless otherwise indicated]

Title	Commodity code		Other index base	Seasonally adjusted index ¹					Seasonally adjusted 1-month percent change ¹		
	Group code	Item code		Oct. 2022	Nov. 2022 ^P	Dec. 2022 ^P	Jan. 2023 ^P	Feb. 2023 ^P	Nov. to Dec. ^P	Dec. to Jan. ^P	Jan. to Feb. ^P
Building paper & building board mill prods.....	09	2		-	-	-	-	-	-	-	-
Hardboard, particleboard & fiberboard prods.....	09	22		-	-	-	-	-	-	-	-
Particleboard and fiberboard.....				-	-	-	-	-	-	-	-
Hardboard products.....			06/84	-	-	-	-	-	-	-	-
Publications, printed matter and printing material.....			06/09	-	-	-	-	-	-	-	-
Books printing.....	09	44	12/83	-	-	-	-	-	-	-	-
Books printing.....	09	4401	12/83	-	-	-	-	-	-	-	-
Manifold business forms printing.....			12/83	-	-	-	-	-	-	-	-
Manifold business forms printing.....			12/83	-	-	-	-	-	-	-	-
Commercial printing.....	09	47	06/82	-	-	-	-	-	-	-	-
Magazine and periodical printing.....	09	4701	06/82	-	-	-	-	-	-	-	-
Label and wrapper printing for packaging.....			06/82	-	-	-	-	-	-	-	-
Catalog and directory printing.....	09	4703	06/82	-	-	-	-	-	-	-	-
Advertising printing.....	09	4705	06/82	-	-	-	-	-	-	-	-
Other general job printing.....	09	4706	06/82	-	-	-	-	-	-	-	-
Other commercial printing, incl. screen, engraving, digital, & general job exc. labels/wrappers.....			12/88	-	-	-	-	-	-	-	-
Blankbooks, binders, and bookbinding work.....	09	48	06/85	-	-	-	-	-	-	-	-
Tradebinding and related work.....	09	4802	12/85	-	-	-	-	-	-	-	-
Services for the printing trade.....	09	49	06/85	-	-	-	-	-	-	-	-
Prepress services, including platemaking.....	09	4905	12/03	-	-	-	-	-	-	-	-
Iron and steel.....	10	1		343.653	337.069	325.017	324.631	339.044	-3.6	-0.1	4.4
Iron ores.....	10	11		-	-	-	-	-	-	-	-
Iron ores.....	10	1105	12/97	-	-	-	-	-	-	-	-
Iron and steel scrap.....	10	12		561.996	551.780	528.212	540.714	597.948	-4.3	2.4	10.6
Carbon steel scrap.....	10	1211	12/86	519.447	505.158	482.792	491.107	548.429	-4.4	1.7	11.7
Stainless and other alloy steel scrap.....	10	1212	12/86	-	-	-	-	-	-	-	-
Cast iron scrap.....	10	1213	12/86	335.984	332.390	303.394	309.725	326.859	-8.7	2.1	5.5
Other ferrous scrap.....	10	1215	06/06	-	-	-	-	-	-	-	-
Foundry and forge shop products.....	10	15		-	-	-	-	-	-	-	-
Pressure and soil pipe & fittings, cast iron.....	10	1502		-	-	-	-	-	-	-	-
Other gray and ductile iron castings.....	10	1504		-	-	-	-	-	-	-	-
Steel investment castings.....	10	1506		-	-	-	-	-	-	-	-
Carbon steel castings, except investment.....	10	1507		-	-	-	-	-	-	-	-
High alloy steel castings, excluding investment.....	10	1508		-	-	-	-	-	-	-	-
Other alloy steel castings, except investment.....	10	1509		-	-	-	-	-	-	-	-
Other forge shop products.....	10	1513	06/82	-	-	-	-	-	-	-	-
Steel mill products.....	10	17		-	-	-	-	-	-	-	-
Semifinished steel mill products.....	10	1702	06/82	462.521	461.638	443.825	446.459	453.444	-3.9	0.6	1.6
Hot rolled steel bars, plates, and structural shapes.....	10	1704	06/82	323.110	315.432	311.606	297.786	296.653	-1.2	-4.4	-0.4
Steel wire.....	10	1705	06/82	-	-	-	-	-	-	-	-
Steel pipe and tube.....	10	1706	06/82	-	-	-	-	-	-	-	-
Cold rolled steel sheet and strip.....	10	1707	06/82	-	-	-	-	-	-	-	-
Cold finished steel bars and bar shapes.....	10	1708	06/82	-	-	-	-	-	-	-	-
Electrometallurgical ferroalloy products.....	10	1712	12/17	179.201	174.807	168.114	151.760	142.440	-3.8	-9.7	-6.1
Nonferrous metals.....	10	2		316.794	326.618	328.750	336.772	338.532	0.7	2.4	0.5
Nonferrous metal ores.....			12/83	-	-	-	-	-	-	-	-
Other metal ores.....			12/03	-	-	-	-	-	-	-	-
Primary nonferrous metals.....	10	22		-	-	-	-	-	-	-	-
Primary nonferrous metals.....				-	-	-	-	-	-	-	-
Nonferrous scrap.....	10	23		467.448	475.641	481.807	481.684	466.202	1.3	0.0	-3.2
Copper base scrap.....	10	2301		-	-	-	-	-	-	-	-
Aluminum base scrap.....	10	2302		236.556	238.141	252.234	251.890	248.164	5.9	-0.1	-1.5
Other nonferrous scrap (including lead, zinc and precious metals).....	10	2303		-	-	-	-	-	-	-	-
Secondary nonferrous metals.....	10	24		-	-	-	-	-	-	-	-
Secondary aluminum.....	10	2402		-	-	-	-	-	-	-	-
Secondary copper, alloyed and unalloyed.....	10	2403		-	-	-	-	-	-	-	-
Secondary precious metals.....				-	-	-	-	-	-	-	-
All other miscellaneous secondary nonferrous metals, including lead and zinc.....			06/11	-	-	-	-	-	-	-	-
Nonferrous mill shapes.....	10	25		-	-	-	-	-	-	-	-
Aluminum mill shapes.....				-	-	-	-	-	-	-	-
Copper and brass mill shapes.....	10	2502		-	-	-	-	-	-	-	-
Nickel and nickel-base alloy mill shapes.....	10	2504		-	-	-	-	-	-	-	-
Titanium and titanium-base alloy mill shapes.....				-	-	-	-	-	-	-	-
Other nonferrous mill shapes.....				-	-	-	-	-	-	-	-
Nonferrous wire and cable.....	10	26		-	-	-	-	-	-	-	-
Nonferrous wire and cable.....			12/82	-	-	-	-	-	-	-	-

See footnotes at end of table.

Table 8. Producer price indexes and percentage changes for selected commodity and service groupings and individual items, seasonally adjusted — Continued
 [February 2023, Index base 1982=100, unless otherwise indicated]

Title	Commodity code		Other index base	Seasonally adjusted index ¹					Seasonally adjusted 1-month percent change ¹		
	Group code	Item code		Oct. 2022	Nov. 2022 ^P	Dec. 2022 ^P	Jan. 2023 ^P	Feb. 2023 ^P	Nov. to Dec. ^P	Dec. to Jan. ^P	Jan. to Feb. ^P
Nonferrous forge shop products.....	10	27	12/83	202.807	203.871	204.915	203.196	210.139	0.5	-0.8	3.4
Nonferrous forge shop products.....	10	2701	12/83	202.807	203.871	204.915	203.196	210.139	0.5	-0.8	3.4
Nonferrous foundry shop products.....	10	28		269.146	272.664	273.688	272.939	274.987	0.4	-0.3	0.8
Aluminum castings.....	10	2802		229.030	233.664	233.842	231.609	233.143	0.1	-1.0	0.7
Castings, nonferrous (except aluminum).....			12/11	-	-	-	-	-	-	-	-
Metal containers.....	10	3		-	-	-	-	-	-	-	-
Metal cans and can components.....	10	31		-	-	-	-	-	-	-	-
Steel cans and tinware end products.....	10	3102		-	-	-	-	-	-	-	-
Aluminum cans and can components.....	10	3103		-	-	-	-	-	-	-	-
Barrels, drums, pails and other metal containers.....	10	32		-	-	-	-	-	-	-	-
Barrels, drums, pails and other metal containers.....	10	3201		-	-	-	-	-	-	-	-
Hardware.....	10	4		-	-	-	-	-	-	-	-
Hardware, n.e.c.....	10	41		-	-	-	-	-	-	-	-
Builders' hardware.....	10	4101		-	-	-	-	-	-	-	-
Transportation equipment hardware.....				-	-	-	-	-	-	-	-
Furniture hardware.....				-	-	-	-	-	-	-	-
Other miscellaneous hardware.....			06/85	-	-	-	-	-	-	-	-
Hand and edge tools.....	10	42		-	-	-	-	-	-	-	-
Hand and edge tools.....	10	4201		-	-	-	-	-	-	-	-
Plumbing fixtures and fittings.....	10	5		333.286	334.150	333.623	334.451	332.733	-0.2	0.2	-0.5
Plumbing fixture fittings and trim.....	10	54		393.160	393.694	392.850	394.519	388.328	-0.2	0.4	-1.6
Plumbing fixtures, fittings, and trim.....	10	5402		392.801	393.286	392.472	395.270	388.296	-0.2	0.7	-1.8
Enameled iron & metal sanitary ware.....	10	56	12/86	-	-	-	-	-	-	-	-
Enameled iron and metal sanitary ware.....	10	5601	12/86	-	-	-	-	-	-	-	-
Heating equipment.....	10	6		-	-	-	-	-	-	-	-
Steam and hot water equipment.....	10	61		-	-	-	-	-	-	-	-
Steam and hot water equipment.....	10	6101		-	-	-	-	-	-	-	-
Furnaces and heaters, including parts.....	10	62		-	-	-	-	-	-	-	-
Furnaces and heaters, including parts.....	10	6201		-	-	-	-	-	-	-	-
Other heating equipment, non-electric, including parts.....	10	63		338.148	352.850	356.035	358.742	362.584	0.9	0.8	1.1
Other heating equipment, non-electric, including parts.....	10	6301		338.148	352.850	356.035	358.742	362.584	0.9	0.8	1.1
Domestic heating stoves.....	10	64		-	-	-	-	-	-	-	-
Domestic heating stoves.....	10	6401		-	-	-	-	-	-	-	-
Domestic water heaters.....	10	66		-	-	-	-	-	-	-	-
Domestic water heaters.....	10	6601		-	-	-	-	-	-	-	-
Fabricated structural metal products.....	10	7		368.344	365.819	365.754	366.811	366.209	0.0	0.3	-0.2
Metal doors, sash, and trim.....	10	71		-	-	-	-	-	-	-	-
Metal doors and frames (except storm).....	10	7102	06/83	-	-	-	-	-	-	-	-
Metal windows (except storm sash).....			06/83	-	-	-	-	-	-	-	-
Metal molding and trim and store fronts.....			06/83	-	-	-	-	-	-	-	-
Metal combination screen, storm sash, and storm doors.....			06/83	-	-	-	-	-	-	-	-
Metal window and door screens (except combination screens) and metal weather strip.....			05/16	-	-	-	-	-	-	-	-
Metal tanks.....	10	72		-	-	-	-	-	-	-	-
Metal tanks.....	10	7201		-	-	-	-	-	-	-	-
Sheet metal products.....	10	73		-	-	-	-	-	-	-	-
Sheet metal products.....	10	7301		-	-	-	-	-	-	-	-
Structural, architectural, and pre-engineered metal products.....	10	74		369.149	365.462	365.085	367.657	367.523	-0.1	0.7	0.0
Fabricated structural metal.....	10	7405		369.356	367.819	369.880	370.071	370.407	0.6	0.1	0.1
Custom roll form products.....	10	7407		-	-	-	-	-	-	-	-
Ornamental and architectural metal work.....			12/83	-	-	-	-	-	-	-	-
Fabricated metal pipe, tube, and fittings.....			12/11	-	-	-	-	-	-	-	-
Heat exchangers and steam condensers.....				-	-	-	-	-	-	-	-
Heat exchangers and steam condensers.....	10	7501		-	-	-	-	-	-	-	-
Fabricated steel plate.....	10	76		-	-	-	-	-	-	-	-
Fabricated steel plate.....	10	7601		-	-	-	-	-	-	-	-
Prefabricated metal buildings.....	10	79		-	-	-	-	-	-	-	-
Prefabricated metal building systems (excl. farm service bldgs, residential bldgs, and parts).....	10	7901		-	-	-	-	-	-	-	-
Farm service buildings and other prefabricated and portable buildings, steel and aluminum.....	10	7902		-	-	-	-	-	-	-	-
Panels, parts, and sections for prefabricated buildings, steel and aluminum.....				-	-	-	-	-	-	-	-
Miscellaneous metal products.....	10	8		-	-	-	-	-	-	-	-
Bolts, nuts, screws, rivets, and washers.....	10	81		-	-	-	-	-	-	-	-
Externally threaded fasteners, except aircraft types.....			06/82	-	-	-	-	-	-	-	-
Internally threaded fasteners, except aircraft types.....			06/82	-	-	-	-	-	-	-	-

See footnotes at end of table.

Table 8. Producer price indexes and percentage changes for selected commodity and service groupings and individual items, seasonally adjusted — Continued
 [February 2023, Index base 1982=100, unless otherwise indicated]

Title	Commodity code		Other index base	Seasonally adjusted index ¹					Seasonally adjusted 1-month percent change ¹		
	Group code	Item code		Oct. 2022	Nov. 2022 ^P	Dec. 2022 ^P	Jan. 2023 ^P	Feb. 2023 ^P	Nov. to Dec. ^P	Dec. to Jan. ^P	Jan. to Feb. ^P
Nonthreaded metal fasteners, except aircraft types.....			06/82	-	-	-	-	-	-	-	-
Aircraft fasteners, except plastics (including aerospace).....			06/82	-	-	-	-	-	-	-	-
Formed products, except fasteners, made by cold-, warm-, or hot-heading processes.....			06/82	-	-	-	-	-	-	-	-
Lighting fixtures.....	10	83		-	-	-	-	-	-	-	-
Residential electric lighting fixtures, except portable.....				-	-	-	-	-	-	-	-
Commercial, institutional and industrial electric lighting fixtures.....	10	8303		-	-	-	-	-	-	-	-
Other lighting equipment.....	10	8305		-	-	-	-	-	-	-	-
Ammunition, except for small arms.....			12/85	-	-	-	-	-	-	-	-
Ammunition, except for small arms.....			12/85	-	-	-	-	-	-	-	-
Ordnance and ordnance accessories, n.e.c.....			12/85	-	-	-	-	-	-	-	-
Ordnance and ordnance accessories, n.e.c.....			12/85	-	-	-	-	-	-	-	-
Fabricated ferrous wire products.....	10	88	06/82	-	-	-	-	-	-	-	-
Ferrous wire rope, cable, forms and strand.....			06/82	-	-	-	-	-	-	-	-
Ferrous wire cloth, other woven wire products.....	10	8807	06/82	-	-	-	-	-	-	-	-
Other fabricated ferrous wire products.....	10	8809	06/82	-	-	-	-	-	-	-	-
Steel nails, staples, tacks, spikes and brads.....			06/09	-	-	-	-	-	-	-	-
Other miscellaneous metal products.....	10	89		-	-	-	-	-	-	-	-
Wire springs.....				-	-	-	-	-	-	-	-
Other metal products.....	10	8905		-	-	-	-	-	-	-	-
Metal stampings n.e.c.....			06/84	-	-	-	-	-	-	-	-
Metal foil and leaf.....			12/84	-	-	-	-	-	-	-	-
Heavy gauge springs.....	10	8909	06/04	-	-	-	-	-	-	-	-
Agricultural machinery and equipment.....	11	1		313.790	313.199	313.490	314.310	313.432	0.1	0.3	-0.3
Agricultural machinery and equipment.....	11	14	12/02	196.460	196.062	196.251	196.734	196.190	0.1	0.2	-0.3
Commercial turf and grounds care equipment, including parts and attachments.....	11	1401	12/02	-	-	-	-	-	-	-	-
Farm plows, harrows, rollers, pulverizers, etc., and attachments.....			12/02	-	-	-	-	-	-	-	-
Farm dairy equipment, sprayers and dusters, farm blowers, and attachments.....			12/02	-	-	-	-	-	-	-	-
Planting, seeding, and fertilizing machinery and attachments.....	11	1405	12/02	-	-	-	-	-	-	-	-
Harvesting machinery (except hay and straw) and attachments.....	11	1406	12/82	-	-	-	-	-	-	-	-
Haying machinery and attachments.....	11	1407	12/82	313.168	314.482	313.953	312.578	313.342	-0.2	-0.4	0.2
All other farm machinery and equipment, excluding parts, including attachments.....			12/02	-	-	-	-	-	-	-	-
Parts for farm machinery, for sale separately.....			12/02	-	-	-	-	-	-	-	-
Construction machinery and equipment.....	11	2		-	-	-	-	-	-	-	-
Tractors and attachments, ex. parts.....			12/99	-	-	-	-	-	-	-	-
Construction machinery for mounting (excluding parts, winches, snow clearing attachments).....			12/99	-	-	-	-	-	-	-	-
Tractor shovel loaders (skid steer, wheel, crawler, and integral design backhoes).....	11	2A04		-	-	-	-	-	-	-	-
Construction wheel and crawler tractors, dozers, self-propelled log skidders, etc.....			12/03	-	-	-	-	-	-	-	-
Power cranes, draglines, & shovels (excavators) (incl. surface mining equipment) (excl. parts).....	11	2B	12/99	-	-	-	-	-	-	-	-
Power cranes, draglines, & shovels (excavators) (incl. surface mining equip.) (excluding parts).....	11	2B05	12/99	-	-	-	-	-	-	-	-
Mixers, pavers, and related equipment (excluding parts).....	11	2C		-	-	-	-	-	-	-	-
Mixers, pavers, and related equipment (excluding parts).....	11	2C01		-	-	-	-	-	-	-	-
Off-highway, equipment, ex. parts.....			12/99	-	-	-	-	-	-	-	-
Off-highway trucks, haulers, truck-type tractor chassis, trailers, etc. (excluding parts).....	11	2D02	12/03	-	-	-	-	-	-	-	-
Graders, rollers & compactors, rough-terrain forklifts, scrapers, trenchers, etc. (excl. parts).....			12/03	-	-	-	-	-	-	-	-
Misc. construction machinery and equipment.....	11	2J	12/05	-	-	-	-	-	-	-	-
Winches, aerial work platforms, and automotive wrecker hoists, including parts and attachments.....			12/05	-	-	-	-	-	-	-	-
Other construction machinery and equipment (excluding parts).....	11	2J03	12/03	-	-	-	-	-	-	-	-
Parts for construction machinery and equipment, sold separately.....			12/99	-	-	-	-	-	-	-	-
Parts for construction machinery and equipment, sold separately.....			12/99	-	-	-	-	-	-	-	-
Metalworking machinery and equipment.....	11	3		231.111	232.660	233.836	234.483	234.696	0.5	0.3	0.1
Power-driven handtools, including parts and attachments.....	11	32		222.266	222.904	223.315	221.186	222.070	0.2	-1.0	0.4
Power-driven handtools, including parts and attachments.....	11	3211	12/04	151.377	151.807	152.001	150.626	151.275	0.1	-0.9	0.4
Welding machines and equipment.....	11	33		386.721	387.968	388.619	390.893	390.927	0.2	0.6	0.0
Arc welding machines, components, and accessories, excluding electrodes and stud welding equip.....	11	3301		417.490	419.080	420.070	420.411	420.419	0.2	0.1	0.0
Resistance welders, components, accessories, and electrodes.....				-	-	-	-	-	-	-	-
Gas welding and cutting equipment, parts, attachments, and accessories.....	11	3304		-	-	-	-	-	-	-	-
Other welding equipment, components, and accessories (excluding arc, resistance, and gas).....			12/00	-	-	-	-	-	-	-	-

See footnotes at end of table.

Table 8. Producer price indexes and percentage changes for selected commodity and service groupings and individual items, seasonally adjusted — Continued
 [February 2023, Index base 1982=100, unless otherwise indicated]

Title	Commodity code		Other index base	Seasonally adjusted index ¹					Seasonally adjusted 1-month percent change ¹		
	Group code	Item code		Oct. 2022	Nov. 2022 ^P	Dec. 2022 ^P	Jan. 2023 ^P	Feb. 2023 ^P	Nov. to Dec. ^P	Dec. to Jan. ^P	Jan. to Feb. ^P
Industrial process furnaces and ovens.	11	34		-	-	-	-	-	-	-	-
Industrial process furnaces and ovens, except parts and attachments.	11	3407	12/04	-	-	-	-	-	-	-	-
Parts and attachments for industrial process furnaces and ovens.			06/11	-	-	-	-	-	-	-	-
Cutting tools and accessories.	11	35		-	-	-	-	-	-	-	-
Small cutting tools.	11	3501		-	-	-	-	-	-	-	-
Other machine tool attachments and accessories.	11	3505	06/83	258.121	258.567	258.709	261.650	261.061	0.1	1.1	-0.2
Abrasive products.	11	36		-	-	-	-	-	-	-	-
Nonmetallic sized grains, powders, and flour abrasives (incl. graded only).				-	-	-	-	-	-	-	-
Nonmetallic abrasive products (including diamond abrasives).	11	3603		-	-	-	-	-	-	-	-
Nonmetallic coated abrasive products and buffing wheels, polishing wheels, and laps.	11	3605		-	-	-	-	-	-	-	-
Metal cutting machine tools.	11	37		-	-	-	-	-	-	-	-
Other metal-cutting machine tools.			12/09	-	-	-	-	-	-	-	-
Metal machining centers.			12/09	-	-	-	-	-	-	-	-
Rebuilt metal-cutting machine tools and parts for metal-cutting machine tools.			12/02	-	-	-	-	-	-	-	-
Metal forming machine tools.	11	38		268.741	268.553	268.706	268.207	268.004	0.1	-0.2	-0.1
Metal-forming machine tools (except rebuilt and parts).	11	3826	12/09	134.880	134.919	134.984	134.672	134.555	0.0	-0.2	-0.1
Rebuilt metal-forming machine tools and parts for metal-forming machine tools.			12/02	-	-	-	-	-	-	-	-
Tools, dies, jigs, fixtures & ind. molds.				-	-	-	-	-	-	-	-
Special tools, dies, jigs, and fixtures.				-	-	-	-	-	-	-	-
Industrial molds and mold boxes.				-	-	-	-	-	-	-	-
Metalworking machinery n. e. c.			06/83	-	-	-	-	-	-	-	-
Other metalworking machinery.	11	3A02	06/83	-	-	-	-	-	-	-	-
General purpose machinery and equipment.	11	4		314.263	316.472	317.855	319.868	320.547	0.4	0.6	0.2
Pumps, compressors, and equipment.	11	41		335.855	338.655	340.637	345.121	344.669	0.6	1.3	-0.1
Industrial pumps, except hydraulic fluid power pumps.	11	4102		333.865	335.882	337.423	347.798	347.617	0.5	3.1	-0.1
Parts and attachments for air and gas compressors and vacuum pumps.	11	4107	06/84	-	-	-	-	-	-	-	-
Domestic water systems.	11	4113	12/03	-	-	-	-	-	-	-	-
Air and gas compressors and vacuum pumps.	11	4115	06/05	-	-	-	-	-	-	-	-
Other pumps, including parts and attachments.	11	4119	12/83	-	-	-	-	-	-	-	-
Elevators, escalators, and other lifts.	11	42		-	-	-	-	-	-	-	-
Elevators and moving stairways.				-	-	-	-	-	-	-	-
Parts and attachments for elevators and moving stairs (sold separately).	11	4202		-	-	-	-	-	-	-	-
Fluid power equipment.	11	43		326.556	328.164	329.219	332.941	335.191	0.3	1.1	0.7
Fluid power pumps and parts.	11	4301		279.297	280.759	282.341	281.317	289.633	0.6	-0.4	3.0
Fluid power valves.	11	4302		-	-	-	-	-	-	-	-
Fluid power cylinders, actuators, accumulators, cushions, & parts.	11	4303		-	-	-	-	-	-	-	-
Fluid power hose and tube fittings.				-	-	-	-	-	-	-	-
Parts for fluid power valves.	11	4305	06/91	-	-	-	-	-	-	-	-
Industrial material handling equipment.	11	44		-	-	-	-	-	-	-	-
Conveying equipment, except parts and accessories.	11	4402		-	-	-	-	-	-	-	-
Industrial trucks, trailers, and stackers.	11	4403		-	-	-	-	-	-	-	-
Hoists, overhead cranes, and monorail systems.	11	4404		-	-	-	-	-	-	-	-
Parts and accessories for conveyors and conveying systems.			09/18	-	-	-	-	-	-	-	-
Mechanical power transmission equipment.	11	45		-	-	-	-	-	-	-	-
Speed changers, drives, gears.	11	4501		-	-	-	-	-	-	-	-
Other power transmission equipment.	11	4502	12/84	-	-	-	-	-	-	-	-
Scales and balances.	11	46		-	-	-	-	-	-	-	-
Vehicle and industrial scales.	11	4611	12/91	-	-	-	-	-	-	-	-
Retail, commercial, household, and mailing scales and balances.	11	4612	12/91	-	-	-	-	-	-	-	-
Parts, attachments, and accessories for scales and balances.	11	4613	12/91	-	-	-	-	-	-	-	-
Air purification equipment and industrial and commercial fans and blowers.	11	47		293.798	294.400	296.264	295.878	297.855	0.6	-0.1	0.7
Fan, blower, air purification equipment.	11	4701		293.798	294.400	296.264	295.878	297.855	0.6	-0.1	0.7
Air conditioning and refrigeration equip.	11	48		283.758	283.209	285.099	283.741	283.267	0.7	-0.5	-0.2
Unitary air-conditioners, except air source heat pumps.				-	-	-	-	-	-	-	-
Commercial refrigeration equipment.	11	4803		396.351	400.954	401.623	399.131	397.936	0.2	-0.6	-0.3
All other miscellaneous refrigeration and air-conditioning equipment.	11	4806		-	-	-	-	-	-	-	-
Heat transfer equipment, including heat pumps.	11	4807	12/11	166.145	166.013	166.694	165.919	166.220	0.4	-0.5	0.2
Parts and accessories for air conditioning and heat transfer equipment.	11	4809	12/89	-	-	-	-	-	-	-	-
Refrigeration condensing units.			01/19	-	-	-	-	-	-	-	-
Miscellaneous general purpose equipment.	11	49		349.440	352.485	353.840	356.231	357.326	0.4	0.7	0.3
Metal valves, except fluid power.	11	4902	12/82	419.076	424.860	425.443	427.980	427.581	0.1	0.6	-0.1
Metal pipe fittings, flanges, and unions.			12/82	-	-	-	-	-	-	-	-
Ball and roller bearings.	11	4905		-	-	-	-	-	-	-	-
Industrial patterns.	11	4907	12/84	-	-	-	-	-	-	-	-
Filters and strainers.	11	4908	12/84	-	-	-	-	-	-	-	-
Other miscellaneous general purpose equipment.	11	4911	12/84	246.296	248.177	250.107	252.361	252.498	0.8	0.9	0.1

See footnotes at end of table.

Table 8. Producer price indexes and percentage changes for selected commodity and service groupings and individual items, seasonally adjusted — Continued
 [February 2023, Index base 1982=100, unless otherwise indicated]

Title	Commodity code		Other index base	Seasonally adjusted index ¹					Seasonally adjusted 1-month percent change ¹		
	Group code	Item code		Oct. 2022	Nov. 2022 ^P	Dec. 2022 ^P	Jan. 2023 ^P	Feb. 2023 ^P	Nov. to Dec. ^P	Dec. to Jan. ^P	Jan. to Feb. ^P
Electronic computers and computer equipment.			12/98	-	-	-	-	-	-	-	-
Electronic computers.....			12/04	-	-	-	-	-	-	-	-
Electronic computers.....			12/04	-	-	-	-	-	-	-	-
Computer storage devices.....			12/04	-	-	-	-	-	-	-	-
Computer storage devices (except parts, attachments and accessories).....			12/04	-	-	-	-	-	-	-	-
Computer peripheral equipment and parts.....			12/98	-	-	-	-	-	-	-	-
Parts, attachments, and accessories for computer terminals and peripherals.....			12/98	-	-	-	-	-	-	-	-
Computer terminals (including POS and funds-transfer devices) and other computer peripherals.....			06/99	-	-	-	-	-	-	-	-
Special industry machinery and equipment.....	11	6		268.032	268.821	269.320	271.939	274.918	0.2	1.0	1.1
Food products machinery.....	11	61		354.023	355.179	356.980	364.161	364.715	0.5	2.0	0.2
Dairy and milk products plant machinery and equipment.....				-	-	-	-	-	-	-	-
Commercial food products machinery (except packaging and cooking equipment).....	11	6104		-	-	-	-	-	-	-	-
Industrial food products machinery for processing foods, beverages, & animal & fowl feed.....	11	6105	12/83	369.927	370.978	373.472	376.603	377.199	0.7	0.8	0.2
Textile machinery and equipment.....	11	62		-	-	-	-	-	-	-	-
Textile machinery (except parts, attachments, and accessories).....	11	6212	06/86	-	-	-	-	-	-	-	-
Textile machinery parts and attachments.....				-	-	-	-	-	-	-	-
Sawmill and woodworking machinery.....	11	63		-	-	-	-	-	-	-	-
Sawmill and woodworking machinery.....			12/04	-	-	-	-	-	-	-	-
Paper industries machinery.....	11	64	06/82	-	-	-	-	-	-	-	-
Paper industries machinery.....	11	6401	06/82	-	-	-	-	-	-	-	-
Printing trades machinery and equipment.....				-	-	-	-	-	-	-	-
Other printing machinery and equipment.....			12/82	-	-	-	-	-	-	-	-
Other special industry machinery.....	11	66		250.001	250.454	249.737	252.138	257.582	-0.3	1.0	2.2
Plastics and rubber working machinery.....				-	-	-	-	-	-	-	-
Miscellaneous special industry machinery.....	11	6606		243.601	244.052	243.091	245.860	252.038	-0.4	1.1	2.5
Packing, packaging, and bottling machinery and parts.....	11	67		-	-	-	-	-	-	-	-
Packing, packaging, and bottling machinery and parts.....			06/06	-	-	-	-	-	-	-	-
Service industry machinery and parts.....	11	68	06/82	-	-	-	-	-	-	-	-
Service industry machinery and parts.....	11	6801	06/82	-	-	-	-	-	-	-	-
Commercial laundry and drycleaning machinery products.....	11	69	12/82	331.155	335.646	336.815	345.932	345.227	0.3	2.7	-0.2
Commercial laundry and drycleaning machinery products.....	11	6909	06/03	187.353	189.892	190.525	195.712	195.340	0.3	2.7	-0.2
Electrical machinery and equipment.....	11	7		131.754	132.214	132.721	133.694	133.540	0.4	0.7	-0.1
Wiring devices.....	11	71		-	-	-	-	-	-	-	-
Current-carrying wiring devices.....	11	7101		-	-	-	-	-	-	-	-
Noncurrent-carrying wiring devices.....				-	-	-	-	-	-	-	-
Integrating and measuring instruments.....	11	72		-	-	-	-	-	-	-	-
Test equipment for electrical, radio, & communication circuits & motors.....			12/83	-	-	-	-	-	-	-	-
Motors, generators, motor generator sets.....	11	73		-	-	-	-	-	-	-	-
Fractional horsepower motors and generators.....	11	7303	06/83	211.898	211.926	212.165	213.033	213.875	0.1	0.4	0.4
Integral horsepower motors and generators (excluding land transportation types).....	11	7304	06/83	-	-	-	-	-	-	-	-
Parts and supplies for motors and generators.....			06/83	-	-	-	-	-	-	-	-
Other motors and generators.....	11	7311	06/06	-	-	-	-	-	-	-	-
Transformers and power regulators.....	11	74		-	-	-	-	-	-	-	-
Power and distribution transformers, except parts.....			12/99	-	-	-	-	-	-	-	-
Other transformers and parts for transformers.....			12/99	-	-	-	-	-	-	-	-
Switchgear, switchboard, industrial controls equipment.....	11	75		-	-	-	-	-	-	-	-
Industrial controls and related parts and accessories.....	11	7507		-	-	-	-	-	-	-	-
Switchgear and switchboard apparatus.....			06/05	-	-	-	-	-	-	-	-
Communications and related equipment and miscellaneous electronic systems & equipment.....	11	76	12/85	129.168	129.454	129.826	130.201	130.007	0.3	0.3	-0.1
Telephone and wireline data networking equipment.....	11	7601	12/85	-	-	-	-	-	-	-	-
Other communications and related equipment, including broadcast and wireless.....	11	7603	06/13	107.804	108.140	108.229	109.642	108.780	0.1	1.3	-0.8
Electronic systems and equipment, n.e.c.....			12/03	-	-	-	-	-	-	-	-
Search, detection, navigation & guidance systems and equipment.....	11	7606	06/04	159.837	160.234	160.877	159.787	160.061	0.4	-0.7	0.2
Electric lamp bulbs, tubes, and components.....	11	77		-	-	-	-	-	-	-	-
Electric lamp bulbs, tubes, and components.....			12/04	-	-	-	-	-	-	-	-
Electronic components and accessories.....	11	78		68.060	68.398	68.562	68.079	67.839	0.2	-0.7	-0.4
Relays for electronic circuitry, industrial control overload, and switchgear type.....	11	7821		-	-	-	-	-	-	-	-
Switches, mechanical, for electronic circuitry.....	11	7822	06/82	-	-	-	-	-	-	-	-
Connectors for electronic circuitry.....	11	7824		240.772	244.276	246.649	244.809	244.619	1.0	-0.7	-0.1
Filters, crystals, and transducers.....			06/82	-	-	-	-	-	-	-	-
Integrated microcircuits.....			06/05	-	-	-	-	-	-	-	-
Other semiconductor and related devices.....	11	7847	06/05	73.623	74.143	74.137	74.836	75.027	0.0	0.9	0.3

See footnotes at end of table.

Table 8. Producer price indexes and percentage changes for selected commodity and service groupings and individual items, seasonally adjusted — Continued
 [February 2023, Index base 1982=100, unless otherwise indicated]

Title	Commodity code		Other index base	Seasonally adjusted index ¹					Seasonally adjusted 1-month percent change ¹		
	Group code	Item code		Oct. 2022	Nov. 2022 ^P	Dec. 2022 ^P	Jan. 2023 ^P	Feb. 2023 ^P	Nov. to Dec. ^P	Dec. to Jan. ^P	Jan. to Feb. ^P
Bare printed circuit boards.			12/00	-	-	-	-	-	-	-	-
Electronic coils, transformers, and other inductors.	11	7853	06/82	-	-	-	-	-	-	-	-
Capacitors and resistors for electronic circuitry.			12/22	-	-	-	-	-	-	-	-
Microwave components, electron tubes, and other electronic components, n.e.c.			06/00	-	-	-	-	-	-	-	-
Printed circuit assemblies, loaded boards, modules and consumer external modems.	11	7861	06/82	-	-	-	-	-	-	-	-
Miscellaneous electrical machinery and equipment.				-	-	-	-	-	-	-	-
Storage batteries.				-	-	-	-	-	-	-	-
Primary batteries.				-	-	-	-	-	-	-	-
Carbon and graphite products.	11	7903		-	-	-	-	-	-	-	-
X-ray and electromedical equipment.	11	7905		-	-	-	-	-	-	-	-
Miscellaneous electrical industrial apparatus.			12/85	-	-	-	-	-	-	-	-
All other electrical equipment and components, except industrial.			12/06	-	-	-	-	-	-	-	-
Miscellaneous instruments.	11	8		235.864	237.223	238.016	241.877	242.306	0.3	1.6	0.2
Automatic environmental controls for monitoring residential, commercial, and appliance use.	11	81		-	-	-	-	-	-	-	-
Automatic environmental controls for monitoring residential, commercial, and appliance use.	11	8105	12/03	-	-	-	-	-	-	-	-
Industrial process control instruments.	11	82	06/83	273.993	276.333	277.919	284.059	284.528	0.6	2.2	0.2
Industrial process control instruments.	11	8201	06/83	273.993	276.333	277.919	284.059	284.528	0.6	2.2	0.2
Fluid meters and counting devices.	11	84	12/85	-	-	-	-	-	-	-	-
Fluid meters and counting devices.	11	8401	12/85	-	-	-	-	-	-	-	-
Engineering and scientific instruments.	11	85	12/85	269.802	273.921	273.623	277.012	277.234	-0.1	1.2	0.1
Aeronautical, nautical, and navigational instruments.	11	8501	12/85	310.784	313.505	313.068	308.404	310.206	-0.1	-1.5	0.6
Hospital beds and specialized hospital furniture.			12/11	-	-	-	-	-	-	-	-
Measuring instruments and lenses.	11	86	12/85	164.959	165.418	165.924	166.259	166.379	0.3	0.2	0.1
Sighting, tracking, and fire-control equipment, optical type.	11	8601	12/85	-	-	-	-	-	-	-	-
All other miscellaneous optical instruments and lenses.	11	8602	12/85	-	-	-	-	-	-	-	-
Laboratory analytical instruments.	11	8603	12/85	174.771	175.378	176.201	176.885	177.017	0.5	0.4	0.1
Measuring & controlling devices, n.e.c.	11	89	06/85	190.186	191.457	192.662	197.800	196.652	0.6	2.7	-0.6
Aircraft engine instruments.			06/85	-	-	-	-	-	-	-	-
Nuclear radiation detection & monitoring instruments.	11	8904	06/85	234.230	239.677	238.765	244.287	244.685	-0.4	2.3	0.2
Physical properties and kinematic testing equipment.			06/04	-	-	-	-	-	-	-	-
Commercial, geophysical, meteorological, surveying, drafting & general-purpose instruments.			06/04	-	-	-	-	-	-	-	-
Miscellaneous machinery.	11	9		-	-	-	-	-	-	-	-
Oil field and gas field machinery.	11	91		-	-	-	-	-	-	-	-
Oil and gas field drilling, surveying, and cementing machinery (except parts sold separately).	11	9102		-	-	-	-	-	-	-	-
Oil field and gas field production machinery (except pumps and parts sold separately).				-	-	-	-	-	-	-	-
Parts and attachments for oil and gas field machinery and equipment.			12/10	-	-	-	-	-	-	-	-
Mining machinery and equipment.	11	92		-	-	-	-	-	-	-	-
Mining machinery and equipment (except parts sold separately).			09/19	-	-	-	-	-	-	-	-
Parts and attachments for mining machinery and equipment (sold separately).	11	9253		314.289	316.630	320.296	318.722	317.784	1.2	-0.5	-0.3
Office and store machines and equipment.				-	-	-	-	-	-	-	-
Coin-operated machines and mechanisms.			05/18	-	-	-	-	-	-	-	-
Internal combustion engines.	11	94		-	-	-	-	-	-	-	-
Diesel, semidiesel, and dual-fuel engines (except automotive).	11	9407	12/82	-	-	-	-	-	-	-	-
Diesel, semidiesel, and dual-fuel engines for automobiles, trucks, and buses.	11	9408	12/82	-	-	-	-	-	-	-	-
Parts & accessories for internal combustion engines, ex. aircraft & gasoline automotive engines.	11	9413		235.517	236.608	237.545	244.251	244.810	0.4	2.8	0.2
Machine shop products.	11	95		-	-	-	-	-	-	-	-
Machine shop products.			06/84	-	-	-	-	-	-	-	-
Turbines and turbine generator sets.			06/87	-	-	-	-	-	-	-	-
Turbines and turbine generator sets (excluding parts).			06/87	-	-	-	-	-	-	-	-
Parts & accessories for turbines, turbine generators, and turbine generator sets.			09/15	-	-	-	-	-	-	-	-
Parts & accessories for turbines, turbine generators, and turbine generator sets.			09/15	-	-	-	-	-	-	-	-
Household furniture.	12	1		-	-	-	-	-	-	-	-
Metal household furniture.	12	11		-	-	-	-	-	-	-	-
Metal household furniture.				-	-	-	-	-	-	-	-
Wood household furniture (nonupholstered).	12	12		-	-	-	-	-	-	-	-
Wood household furniture (nonupholstered).			12/22	-	-	-	-	-	-	-	-
Upholstered household furniture.	12	13		-	-	-	-	-	-	-	-
Upholstered household furniture.	12	1301		-	-	-	-	-	-	-	-

See footnotes at end of table.

Table 8. Producer price indexes and percentage changes for selected commodity and service groupings and individual items, seasonally adjusted — Continued
 [February 2023, Index base 1982=100, unless otherwise indicated]

Title	Commodity code		Other index base	Seasonally adjusted index ¹					Seasonally adjusted 1-month percent change ¹		
	Group code	Item code		Oct. 2022	Nov. 2022 ^P	Dec. 2022 ^P	Jan. 2023 ^P	Feb. 2023 ^P	Nov. to Dec. ^P	Dec. to Jan. ^P	Jan. to Feb. ^P
Bedding.....	12	14		-	-	-	-	-	-	-	-
Bedding.....				-	-	-	-	-	-	-	-
Metal porch, lawn, outdoor & casual furniture.....	12	15		360.887	372.487	374.412	374.902	374.307	0.5	0.1	-0.2
Porch and lawn furniture.....	12	1501		360.887	372.487	374.412	374.902	374.307	0.5	0.1	-0.2
Nonupholstered household furniture, except wood and metal.....			12/85	-	-	-	-	-	-	-	-
Nonupholstered household furniture, except wood and metal.....			12/85	-	-	-	-	-	-	-	-
Commercial furniture.....	12	2		-	-	-	-	-	-	-	-
Wood office furniture and store fixtures.....	12	21		-	-	-	-	-	-	-	-
Wood office furniture and store fixtures.....				-	-	-	-	-	-	-	-
Nonwood furniture and store fixtures.....	12	22		-	-	-	-	-	-	-	-
Nonwood commercial storage units, files, and tables.....				-	-	-	-	-	-	-	-
Nonwood commercial furniture.....				-	-	-	-	-	-	-	-
Nonwood partitions and fixtures.....			12/83	-	-	-	-	-	-	-	-
Public building furniture.....			12/84	-	-	-	-	-	-	-	-
Public building furniture.....			12/84	-	-	-	-	-	-	-	-
Commercial furniture and fixtures, n.e.c.....	12	24	12/85	272.116	281.069	281.956	281.613	283.296	0.3	-0.1	0.6
Commercial furniture and fixtures, n.e.c.....	12	2401	12/85	272.116	281.069	281.956	281.613	283.296	0.3	-0.1	0.6
Floor coverings.....	12	3		-	-	-	-	-	-	-	-
Carpets and rugs.....	12	31		-	-	-	-	-	-	-	-
Carpet and rugs.....				-	-	-	-	-	-	-	-
Resilient floor coverings.....	12	32		-	-	-	-	-	-	-	-
Resilient floor coverings.....	12	3201		-	-	-	-	-	-	-	-
Household appliances.....	12	4		-	-	-	-	-	-	-	-
Major appliances.....	12	41		-	-	-	-	-	-	-	-
Household cooking appliances.....				-	-	-	-	-	-	-	-
Household refrigeration equipment.....				-	-	-	-	-	-	-	-
Other major household appliances including room air-conditioners.....	12	4104		-	-	-	-	-	-	-	-
Household vacuum cleaners, including parts and attachments.....	12	43		-	-	-	-	-	-	-	-
Household vacuum cleaners and other floor care machines (including parts and attachments).....	12	4301		-	-	-	-	-	-	-	-
Electric housewares and fans.....	12	44		-	-	-	-	-	-	-	-
Parts and attachments for small electric household appliances, including fan parts.....			12/82	-	-	-	-	-	-	-	-
Small electric household appliances, including fans.....			05/21	-	-	-	-	-	-	-	-
Portable residential lighting fixtures, including parts and accessories.....	12	45		-	-	-	-	-	-	-	-
Portable residential lighting fixtures, including parts and accessories.....				-	-	-	-	-	-	-	-
Home electronic equipment.....	12	5		-	-	-	-	-	-	-	-
Speakers and commercial sound equipment.....	12	57	12/03	-	-	-	-	-	-	-	-
Speakers and commercial sound equipment.....	12	5707	12/03	-	-	-	-	-	-	-	-
Other home electronic equipment.....			06/04	-	-	-	-	-	-	-	-
Other home electronic equipment, including television receivers and automotive A/V equipment.....			01/17	-	-	-	-	-	-	-	-
Other household durable goods.....	12	6		-	-	-	-	-	-	-	-
Vitreous china, fine earthenware, and other pottery products.....	12	61		-	-	-	-	-	-	-	-
Vitreous china, porcelain, and earthenware table and kitchenware and other pottery products.....	12	6101		-	-	-	-	-	-	-	-
Mirrors (decorated and undecorated).....				-	-	-	-	-	-	-	-
Mirrors (decorated and undecorated), made from purchased glass.....				-	-	-	-	-	-	-	-
Lawn/garden equipment.....	12	66		-	-	-	-	-	-	-	-
Parts and attachments for consumer lawn, garden, and snow equipment....			12/82	-	-	-	-	-	-	-	-
Consumer lawn, garden, and snow equipment.....			05/18	-	-	-	-	-	-	-	-
Cutlery, flatware (except precious), razors and razor blades.....	12	67		-	-	-	-	-	-	-	-
Cutlery, flatware (except precious), razors and razor blades.....	12	6701		-	-	-	-	-	-	-	-
Metal kitchen utensil, pots, and pans.....				-	-	-	-	-	-	-	-
Metal kitchen utensil, pots, and pans.....				-	-	-	-	-	-	-	-
Window shades, blinds, and accessories.....	12	69	06/84	-	-	-	-	-	-	-	-
Window shades, blinds, and accessories.....	12	6901	06/84	-	-	-	-	-	-	-	-
Glass.....				-	-	-	-	-	-	-	-
Flat glass.....	13	11		-	-	-	-	-	-	-	-
Specialty glass.....	13	1107		-	-	-	-	-	-	-	-
Flat glass (float, sheet, and plate process).....			12/22	-	-	-	-	-	-	-	-
Other finished glassware.....	13	13	06/83	-	-	-	-	-	-	-	-
Pressed and blown glassware.....	13	1301	06/83	-	-	-	-	-	-	-	-
Concrete ingredients and related products.....	13	2		377.944	379.656	382.159	395.552	397.841	0.7	3.5	0.6
Construction sand, gravel, and crushed stone.....	13	21		429.276	430.195	433.044	448.199	449.773	0.7	3.5	0.4
Construction sand, gravel and crushed stone.....	13	2101		429.276	430.195	433.044	448.199	449.773	0.7	3.5	0.4
Cement, hydraulic.....	13	22		308.410	311.926	313.955	324.999	328.818	0.7	3.5	1.2

See footnotes at end of table.

Table 8. Producer price indexes and percentage changes for selected commodity and service groupings and individual items, seasonally adjusted — Continued
 [February 2023, Index base 1982=100, unless otherwise indicated]

Title	Commodity code		Other index base	Seasonally adjusted index ¹					Seasonally adjusted 1-month percent change ¹		
	Group code	Item code		Oct. 2022	Nov. 2022 ^P	Dec. 2022 ^P	Jan. 2023 ^P	Feb. 2023 ^P	Nov. to Dec. ^P	Dec. to Jan. ^P	Jan. to Feb. ^P
Cement, hydraulic.....	13	2201		308.410	311.926	313.955	324.999	328.818	0.7	3.5	1.2
Concrete products.....	13	3		344.018	347.434	350.784	354.706	356.625	1.0	1.1	0.5
Concrete block and brick.....	13	31		336.276	337.651	338.476	352.270	351.226	0.2	4.1	-0.3
Structural concrete block.....	13	3111		347.906	349.935	351.250	364.880	363.197	0.4	3.9	-0.5
Decorative concrete block.....	13	3121		291.877	293.593	294.777	307.267	307.400	0.4	4.2	0.0
Concrete brick.....				-	-	-	-	-	-	-	-
Concrete pavers.....	13	3141		287.027	287.640	289.117	299.232	300.165	0.5	3.5	0.3
Concrete pipe.....				-	-	-	-	-	-	-	-
Concrete pipe.....				-	-	-	-	-	-	-	-
Ready-mix concrete.....	13	33		339.706	342.926	346.648	349.317	352.040	1.1	0.8	0.8
Ready-mix concrete.....	13	3301		339.706	342.926	346.648	349.317	352.040	1.1	0.8	0.8
Precast concrete products.....	13	34		364.083	366.767	369.243	371.936	373.787	0.7	0.7	0.5
Precast concrete products.....	13	3401		364.083	366.767	369.243	371.936	373.787	0.7	0.7	0.5
Prestressed concrete products.....				-	-	-	-	-	-	-	-
Prestressed concrete products.....				-	-	-	-	-	-	-	-
Clay construction products ex. refractories.....	13	4		-	-	-	-	-	-	-	-
Brick and structural clay tile.....	13	42	12/84	-	-	-	-	-	-	-	-
Building or common brick.....	13	4201	12/84	-	-	-	-	-	-	-	-
Glazed brick and other brick (paving, floor, and sewer).....	13	4202	12/84	-	-	-	-	-	-	-	-
Clay floor and wall tile, glazed and unglazed.....	13	44		-	-	-	-	-	-	-	-
Clay floor and wall tile, glazed and unglazed (including quarry tile and ceramic mosaic tile).....				-	-	-	-	-	-	-	-
Structural clay products, n.e.c.....	13	45		-	-	-	-	-	-	-	-
Structural clay products, n.e.c.....	13	4501		-	-	-	-	-	-	-	-
Refractories.....	13	5		-	-	-	-	-	-	-	-
Clay refractories.....	13	52		-	-	-	-	-	-	-	-
Clay refractories.....	13	5201		-	-	-	-	-	-	-	-
Nonclay refractories.....	13	53		-	-	-	-	-	-	-	-
Nonclay refractories (excluding dead-burned magnesia).....	13	5301		-	-	-	-	-	-	-	-
Asphalt felts and coatings.....	13	6		-	-	-	-	-	-	-	-
Prepared asphalt and tar roofing and siding products.....	13	61		-	-	-	-	-	-	-	-
Prepared asphalt and tar roofing and siding products.....	13	6101		-	-	-	-	-	-	-	-
Roofing asphalts, pitches, coatings, and cement.....	13	62		-	-	-	-	-	-	-	-
Roofing asphalts, pitches, coatings, and cement.....	13	6201		-	-	-	-	-	-	-	-
Gypsum products.....	13	7		463.961	468.345	471.377	459.124	464.904	0.6	-2.6	1.3
Gypsum products.....	13	71		463.961	468.345	471.377	459.124	464.904	0.6	-2.6	1.3
Gypsum products.....	13	7101		463.961	468.345	471.377	459.124	464.904	0.6	-2.6	1.3
Glass containers.....	13	8		253.580	257.501	258.759	277.026	276.472	0.5	7.1	-0.2
Glass containers.....	13	81		253.580	257.501	258.759	277.026	276.472	0.5	7.1	-0.2
Glass containers (including value of packaging).....	13	8101		253.580	257.501	258.759	277.026	276.472	0.5	7.1	-0.2
Other nonmetallic minerals.....	13	9		311.422	312.684	313.203	315.429	317.396	0.2	0.7	0.6
Insulation materials.....	13	92		-	-	-	-	-	-	-	-
Mineral wool for thermal and acoustical envelope insulation.....	13	9201		-	-	-	-	-	-	-	-
Mineral wool for industrial, equipment, and appliance insulation.....				-	-	-	-	-	-	-	-
Paving mixtures and blocks.....	13	94		397.539	398.754	395.909	392.700	400.460	-0.7	-0.8	2.0
Paving mixtures and blocks.....	13	9401		397.539	398.754	395.909	392.700	400.460	-0.7	-0.8	2.0
Cut stone and stone products.....			12/84	-	-	-	-	-	-	-	-
Cut stone and stone products.....			12/84	-	-	-	-	-	-	-	-
Gaskets, packing, and sealing devices.....	13	98	12/85	-	-	-	-	-	-	-	-
Gaskets and gasketing material.....	13	9801	12/85	-	-	-	-	-	-	-	-
Packing and sealing.....	13	9802	12/85	-	-	-	-	-	-	-	-
Nonmetallic minerals and products, n.e.c.....	13	99	06/82	-	-	-	-	-	-	-	-
Clay and stone mining and quarrying.....	13	9902	06/84	-	-	-	-	-	-	-	-
All other nonmetallic mineral products.....	13	9903	12/85	227.296	228.295	229.557	236.764	236.495	0.6	3.1	-0.1
Motor vehicles and equipment.....	14	1		167.373	167.574	167.885	168.671	168.791	0.2	0.5	0.1
Motor vehicles.....	14	11		169.020	169.495	169.936	170.875	171.175	0.3	0.6	0.2
Passenger cars and chassis.....	14	1101		141.536	141.768	141.784	142.803	143.144	0.0	0.7	0.2
Motorcycles, including three-wheel motorbikes, motorscooters, mopeds, and parts.....	14	1104		-	-	-	-	-	-	-	-
Trucks, truck tractors, & bus chassis 14,000 lb or less, incl. minivans & suvs.....	14	1105		195.654	196.485	197.464	198.588	198.904	0.5	0.6	0.2
Trucks, over 14,000 lbs GVW.....	14	1106		-	-	-	-	-	-	-	-
Motor vehicles parts.....	14	12		-	-	-	-	-	-	-	-
Motor vehicles parts.....			12/03	-	-	-	-	-	-	-	-
Truck and bus bodies.....	14	13	12/82	-	-	-	-	-	-	-	-
Truck and bus bodies sold separately.....	14	1301	12/82	-	-	-	-	-	-	-	-

See footnotes at end of table.

Table 8. Producer price indexes and percentage changes for selected commodity and service groupings and individual items, seasonally adjusted — Continued
 [February 2023, Index base 1982=100, unless otherwise indicated]

Title	Commodity code		Other index base	Seasonally adjusted index ¹					Seasonally adjusted 1-month percent change ¹		
	Group code	Item code		Oct. 2022	Nov. 2022 ^P	Dec. 2022 ^P	Jan. 2023 ^P	Feb. 2023 ^P	Nov. to Dec. ^P	Dec. to Jan. ^P	Jan. to Feb. ^P
Complete vehicles on purchased chassis.....			12/82	-	-	-	-	-	-	-	-
Truck trailers.....	14	14		-	-	-	-	-	-	-	-
Truck trailers.....	14	1406	12/86	-	-	-	-	-	-	-	-
Motor homes, built on purchased chassis.....	14	15	06/84	-	-	-	-	-	-	-	-
Motor homes, built on purchased chassis.....	14	1501	06/84	-	-	-	-	-	-	-	-
Travel trailers and campers.....	14	16	06/84	-	-	-	-	-	-	-	-
Travel trailers.....	14	1601	06/84	-	-	-	-	-	-	-	-
Camping trailers, campers, pick-up covers, and parts.....	14	1602	06/84	-	-	-	-	-	-	-	-
Aircraft and aircraft equipment.....	14	2		297.658	298.309	299.200	300.423	302.365	0.3	0.4	0.6
Aircraft.....	14	21		331.211	332.198	333.492	334.572	335.962	0.4	0.3	0.4
Civilian aircraft.....	14	2102	12/85	317.944	319.356	321.207	322.633	324.517	0.6	0.4	0.6
Military aircraft.....			06/13	-	-	-	-	-	-	-	-
Aircraft engine and engine parts.....	14	23	12/85	246.316	246.816	247.786	248.630	248.996	0.4	0.3	0.1
Aircraft engine and engine parts.....	14	2301	12/85	246.316	246.816	247.786	248.630	248.996	0.4	0.3	0.1
Other aircraft parts and equipment.....	14	25	06/85	200.433	200.497	200.454	201.965	205.778	0.0	0.8	1.9
Other aircraft parts and equipment.....	14	2501	06/85	200.433	200.497	200.454	201.965	205.778	0.0	0.8	1.9
Ships and boats.....	14	3		299.664	300.444	301.245	301.817	302.320	0.3	0.2	0.2
Ships.....	14	31	12/85	-	-	-	-	-	-	-	-
Military self-propelled ships, new construction.....			06/96	-	-	-	-	-	-	-	-
Nonmilitary self-propelled ships, new construction.....			06/96	-	-	-	-	-	-	-	-
Boats.....	14	32		342.994	344.902	346.886	347.797	348.485	0.6	0.3	0.2
Outboard motorboats, including commercial and military (except sailboats and lifeboats).....	14	3201		393.022	395.351	398.173	398.475	398.993	0.7	0.1	0.1
Inboard motorboats, including commercial and military (except sailboats and lifeboats).....	14	3202		345.659	347.847	350.188	347.944	350.466	0.7	-0.6	0.7
Inboard-outdrive boats, including commercial and military (except sailboats and lifeboats).....	14	3203		-	-	-	-	-	-	-	-
All other boats (excluding military and commercial).....				-	-	-	-	-	-	-	-
Railroad equipment.....	14	4		-	-	-	-	-	-	-	-
Railroad cars and locomotives.....			05/22	-	-	-	-	-	-	-	-
Railroad cars and locomotives.....			05/22	-	-	-	-	-	-	-	-
Railway maintenance of way equipment and parts.....			05/22	-	-	-	-	-	-	-	-
Railway maintenance of way equipment and parts.....				-	-	-	-	-	-	-	-
Transportation equipment, n.e.c.....			06/85	-	-	-	-	-	-	-	-
Transportation equipment, n.e.c.....			06/85	-	-	-	-	-	-	-	-
Other transportation equipment, incl. golf carts, vehicle trailers, and all-terrain vehicles.....			06/85	-	-	-	-	-	-	-	-
Toys, sporting goods, small arms, etc.....	15	1		202.417	205.044	207.167	207.156	208.799	1.0	0.0	0.8
Toys, games, and children's vehicles.....	15	11		-	-	-	-	-	-	-	-
Toys, games, and children's vehicles.....	15	1101		-	-	-	-	-	-	-	-
Sporting and athletic goods.....	15	12		-	-	-	-	-	-	-	-
Sporting and athletic goods.....	15	1201		-	-	-	-	-	-	-	-
Small arms and ammunition.....	15	13		312.684	313.221	313.586	314.310	314.288	0.1	0.2	0.0
Small arms.....	15	1301		-	-	-	-	-	-	-	-
Small arms ammunition.....	15	1302		418.570	420.059	421.563	423.077	424.111	0.4	0.4	0.2
Tobacco products, incl. stemmed & redried.....	15	2		-	-	-	-	-	-	-	-
Cigarettes, excluding electronic.....	15	21		-	-	-	-	-	-	-	-
Cigarettes, excluding electronic.....	15	2101		-	-	-	-	-	-	-	-
Stemmed and redried tobacco.....	15	24	06/84	-	-	-	-	-	-	-	-
Stemmed and redried tobacco.....	15		06/84	-	-	-	-	-	-	-	-
Other tobacco products.....	15	25	12/05	-	-	-	-	-	-	-	-
Other tobacco products.....	15	2501	12/05	-	-	-	-	-	-	-	-
Notions.....	15	3		-	-	-	-	-	-	-	-
Fasteners, zippers, buttons, needles, pins, and buckles.....	15	32		-	-	-	-	-	-	-	-
Fasteners, zippers, buttons, needles, pins, and buckles.....				-	-	-	-	-	-	-	-
Photographic equipment and supplies.....	15	4		-	-	-	-	-	-	-	-
Photographic and photocopying equipment.....	15	41		-	-	-	-	-	-	-	-
Photographic and photocopying equipment.....			12/83	-	-	-	-	-	-	-	-
Photographic supplies.....	15	42		-	-	-	-	-	-	-	-
Photographic supplies.....			12/83	-	-	-	-	-	-	-	-
Mobile homes.....	15	5		-	-	-	-	-	-	-	-
Manufactured homes (mobile homes), all sizes (incl. multisection).....	15	53		-	-	-	-	-	-	-	-
Manufactured mobile homes and nonresidential mobile buildings.....	15	5303	12/86	-	-	-	-	-	-	-	-
Medical, surgical & personal aid devices.....	15	6		195.756	195.661	196.481	198.295	198.408	0.4	0.9	0.1
Surgical and medical instruments.....	15	62	06/82	148.664	148.559	149.045	150.375	150.226	0.3	0.9	-0.1
Surgical and medical instruments.....	15	6201	06/82	148.664	148.559	149.045	150.375	150.226	0.3	0.9	-0.1

See footnotes at end of table.

Table 8. Producer price indexes and percentage changes for selected commodity and service groupings and individual items, seasonally adjusted — Continued
 [February 2023, Index base 1982=100, unless otherwise indicated]

Title	Commodity code		Other index base	Seasonally adjusted index ¹					Seasonally adjusted 1-month percent change ¹		
	Group code	Item code		Oct. 2022	Nov. 2022 ^P	Dec. 2022 ^P	Jan. 2023 ^P	Feb. 2023 ^P	Nov. to Dec. ^P	Dec. to Jan. ^P	Jan. to Feb. ^P
Medical and surgical appliances and supplies.....	15	63	06/83	-	-	-	-	-	-	-	-
Medical and surgical appliances and supplies.....	15	6301	06/83	-	-	-	-	-	-	-	-
Ophthalmic goods.....	15	64	12/83	-	-	-	-	-	-	-	-
Ophthalmic goods.....	15	6401	12/83	-	-	-	-	-	-	-	-
Dental equipment and supplies.....	15	65	06/85	-	-	-	-	-	-	-	-
Dental equipment and supplies.....	15	6501	06/85	-	-	-	-	-	-	-	-
Other industrial safety equipment.....	15	7		-	-	-	-	-	-	-	-
Personal safety equipment and clothing.....	15	71		-	-	-	-	-	-	-	-
Personal safety equipment and clothing.....			06/04	-	-	-	-	-	-	-	-
Other miscellaneous products.....	15	9		-	-	-	-	-	-	-	-
Burial caskets.....	15	91		495.610	504.655	503.682	517.560	519.721	-0.2	2.8	0.4
Burial caskets.....	15	9101		495.610	504.655	503.682	517.560	519.721	-0.2	2.8	0.4
Musical instruments.....	15	93		-	-	-	-	-	-	-	-
Musical instruments.....	15	9301		-	-	-	-	-	-	-	-
Jewelry and jewelry products.....				-	-	-	-	-	-	-	-
Jewelry (gold and platinum) and silverware.....				-	-	-	-	-	-	-	-
Costume jewelry and novelties.....				-	-	-	-	-	-	-	-
All other jewelry and personal goods (excluding costume).....			06/07	-	-	-	-	-	-	-	-
Jewelers' material and lapidary work.....			12/08	-	-	-	-	-	-	-	-
Pens, pencils, and marking devices.....	15	95		218.564	218.254	217.951	220.373	220.982	-0.1	1.1	0.3
Pens, markers, mechanical pencils, and associated parts.....	15	9502	12/85	-	-	-	-	-	-	-	-
Lead pencils, art goods, office supplies and small office equipment, excluding paper.....	15	9503	12/85	209.486	209.704	208.996	212.507	213.168	-0.3	1.7	0.3
Marking devices.....			12/85	-	-	-	-	-	-	-	-
Brooms and brushes.....	15	97		-	-	-	-	-	-	-	-
Brooms, brushes and mops.....	15	9705	12/85	-	-	-	-	-	-	-	-
Miscellaneous products, n.e.c.....	15	9A	12/85	-	-	-	-	-	-	-	-
Candles.....			12/85	-	-	-	-	-	-	-	-
Signs and advertising displays.....			12/85	-	-	-	-	-	-	-	-
All other miscellaneous fabricated products and recyclable materials.....			12/85	-	-	-	-	-	-	-	-
Reproduction of audio and video media and software.....			12/03	-	-	-	-	-	-	-	-
Reproduction of audio and video media and software.....			12/03	-	-	-	-	-	-	-	-
Services²											
Transportation of freight and mail.....	30	1	06/09	169.701	170.694	169.185	167.112	166.367	-0.9	-1.2	-0.4
Rail transportation of freight and mail.....	30	11	12/08	-	-	-	-	-	-	-	-
Rail transportation of freight and mail.....	30	1101	12/08	-	-	-	-	-	-	-	-
Truck transportation of freight.....	30	12	06/09	-	-	-	-	-	-	-	-
Local motor carrying.....	30	1201	06/09	-	-	-	-	-	-	-	-
Long-distance motor carrying.....	30	1202	06/09	-	-	-	-	-	-	-	-
Water transportation of freight.....			06/09	-	-	-	-	-	-	-	-
Deep sea water transportation of freight.....			12/08	-	-	-	-	-	-	-	-
Coastal and intercoastal water transportation of freight.....			12/08	-	-	-	-	-	-	-	-
Great Lakes-St Lawrence Seaway water transportation of freight.....	30	1303	12/08	-	-	-	-	-	-	-	-
Inland waterways transportation of freight.....			12/08	-	-	-	-	-	-	-	-
Air transportation of freight.....			12/08	-	-	-	-	-	-	-	-
Air transportation of freight.....			12/08	-	-	-	-	-	-	-	-
Courier, messenger, and U.S. postal services.....	30	16	06/09	178.298	179.232	178.559	182.487	182.704	-0.4	2.2	0.1
U.S. Postal Service.....	30	1601	06/89	-	-	-	-	-	-	-	-
Courier and messenger services, except air.....	30	1602	04/09	198.779	200.425	201.347	200.578	201.245	0.5	-0.4	0.3
Air mail and package delivery services, excluding by USPS.....	30	1603	04/09	235.157	237.697	230.298	237.891	237.716	-3.1	3.3	-0.1
Pipeline transportation.....			05/22	-	-	-	-	-	-	-	-
Pipeline transportation of petroleum products.....	30	1701	12/08	181.441	182.056	182.606	183.597	184.272	0.3	0.5	0.4
Pipeline transportation of natural gas.....			05/22	-	-	-	-	-	-	-	-
Transportation of passengers (partial).....	30	2	06/09	146.319	141.098	146.225	149.678	145.863	3.6	2.4	-2.5
Rail transportation of passengers.....	30	21	12/08	133.508	133.583	133.642	133.419	133.497	0.0	-0.2	0.1
Rail transportation of passengers.....	30	2101	12/08	133.508	133.583	133.642	133.419	133.497	0.0	-0.2	0.1
Airline passenger services.....	30	22	12/08	134.966	130.080	134.876	138.095	134.536	3.7	2.4	-2.6
Airline passenger services.....	30	2201	12/08	134.966	130.080	134.876	138.095	134.536	3.7	2.4	-2.6
Services related to water transportation.....	31	1	06/09	135.604	136.403	136.405	137.984	140.268	0.0	1.2	1.7
Towing, tugging, docking, and related services.....	31	11	03/09	-	-	-	-	-	-	-	-
Towing, tugging, docking and related services.....	31	1101	03/09	-	-	-	-	-	-	-	-
Operation of port waterfront terminals.....			12/08	-	-	-	-	-	-	-	-
Operation of port waterfront terminals.....			12/08	-	-	-	-	-	-	-	-
Marine cargo handling.....	31	13	12/08	128.986	129.137	129.280	129.345	129.537	0.1	0.1	0.1
Marine cargo handling.....	31	1301	12/08	128.986	129.137	129.280	129.345	129.537	0.1	0.1	0.1
Services related to air transportation.....	31	2	04/09	131.948	131.772	130.739	133.975	135.089	-0.8	2.5	0.8

See footnotes at end of table.

Table 8. Producer price indexes and percentage changes for selected commodity and service groupings and individual items, seasonally adjusted — Continued
 [February 2023, Index base 1982=100, unless otherwise indicated]

Title	Commodity code		Other index base	Seasonally adjusted index ¹					Seasonally adjusted 1-month percent change ¹		
	Group code	Item code		Oct. 2022	Nov. 2022 ^P	Dec. 2022 ^P	Jan. 2023 ^P	Feb. 2023 ^P	Nov. to Dec. ^P	Dec. to Jan. ^P	Jan. to Feb. ^P
Other airport operations, excluding aircraft maintenance and repair.....	31	21	04/09	131.948	131.772	130.739	133.975	135.089	-0.8	2.5	0.8
Other airport operations, excluding aircraft maintenance and repair.....	31	2101	04/09	131.948	131.772	130.739	133.975	135.089	-0.8	2.5	0.8
Other services related to transportation activities (partial).....			06/09	-	-	-	-	-	-	-	-
Arrangement of freight and cargo.....			12/08	-	-	-	-	-	-	-	-
Arrangement of freight and cargo.....			12/08	-	-	-	-	-	-	-	-
Freight forwarding.....			12/08	-	-	-	-	-	-	-	-
Freight forwarding.....			12/08	-	-	-	-	-	-	-	-
Warehousing, storage, and related services.....			12/08	-	-	-	-	-	-	-	-
Warehousing, storage, and related services.....			12/08	-	-	-	-	-	-	-	-
Warehousing, storage, and related services.....			12/08	-	-	-	-	-	-	-	-
Book, periodical, and newspaper publishing sales and subscriptions.....	33	1	06/09	150.387	147.745	148.440	147.395	147.948	0.5	-0.7	0.4
Sales of books.....	33	11		456.568	456.203	458.684	456.063	456.861	0.5	-0.6	0.2
Sales of textbooks.....	33	1101		-	-	-	-	-	-	-	-
Sales of technical, scientific, and professional books.....	33	1102		736.366	744.430	736.226	723.352	729.410	-1.1	-1.7	0.8
Sales of religious books.....				-	-	-	-	-	-	-	-
Sales of general adult and juvenile books.....				-	-	-	-	-	-	-	-
Sales of general reference books.....				-	-	-	-	-	-	-	-
Sales and subscriptions of periodicals and newspapers.....	33	12	06/09	153.907	148.084	148.643	147.639	148.444	0.4	-0.7	0.5
Sales and subscriptions of periodicals.....			06/07	-	-	-	-	-	-	-	-
Newspaper subscription and single copy sales.....	33	1202		594.336	591.230	595.133	587.766	593.243	0.7	-1.2	0.9
Greeting card publishing sales.....			12/85	-	-	-	-	-	-	-	-
Greeting card publishing sales.....			12/85	-	-	-	-	-	-	-	-
Greeting card publishing sales.....			12/85	-	-	-	-	-	-	-	-
Calendars, yearbooks, and other miscellaneous publishing sales.....			12/89	-	-	-	-	-	-	-	-
Calendars, yearbooks, and other miscellaneous publishing sales.....			12/89	-	-	-	-	-	-	-	-
Calendars, yearbooks, and other miscellaneous publishing sales.....			12/89	-	-	-	-	-	-	-	-
Directory, mailing list, and related compilations publishing sales.....			12/22	-	-	-	-	-	-	-	-
Directory, mailing list, and related compilations publishing sales.....			12/22	-	-	-	-	-	-	-	-
Directory, mailing list, and related compilations publishing sales.....			12/22	-	-	-	-	-	-	-	-
System software publishing.....			05/22	-	-	-	-	-	-	-	-
System software publishing.....			05/22	-	-	-	-	-	-	-	-
System software publishing.....			05/22	-	-	-	-	-	-	-	-
Application software publishing.....			06/09	-	-	-	-	-	-	-	-
Application software publishing.....			06/09	-	-	-	-	-	-	-	-
Desktop and portable device application software publishing.....			12/08	-	-	-	-	-	-	-	-
Application software publishing, cross-industry, vertical market, utilities, and other.....			12/08	-	-	-	-	-	-	-	-
Application software publishing, game software.....	34	2104	12/13	-	-	-	-	-	-	-	-
Affiliate agreements, programming sales, and retransmission fees for cable and broadcast tv.....	35	1	06/09	159.952	160.179	160.703	157.612	157.542	0.3	-1.9	0.0
Affiliate agreements, programming sales, and retransmission fees for cable and broadcast tv.....	35	11	06/09	159.952	160.179	160.703	157.612	157.542	0.3	-1.9	0.0
Affiliate agreements, programming sales, and retransmission fees for cable and broadcast tv.....	35	1101	12/08	163.000	163.244	163.787	160.412	160.410	0.3	-2.1	0.0
Affiliate agreements, programming sales, and retransmission fees for radio.....			06/09	-	-	-	-	-	-	-	-
Affiliate agreements, programming sales, and retransmission fees for radio.....			06/09	-	-	-	-	-	-	-	-
Affiliate agreements, programming sales, and network compensation for radio.....			12/08	-	-	-	-	-	-	-	-
Advertising space sales in periodicals, newspapers, directories, and mailing lists.....	36	1	06/09	-	-	-	-	-	-	-	-
Advertising space sales in periodicals and newspapers.....	36	11	06/09	-	-	-	-	-	-	-	-
Advertising space sales in periodicals.....	36	1101		-	-	-	-	-	-	-	-
Advertising space sales in newspapers.....	36	1102		-	-	-	-	-	-	-	-
Advertising space sales in directories and mailing lists.....	36	12	12/08	-	-	-	-	-	-	-	-
Print advertising space sales in directories and mailing lists.....	36	1201	12/08	-	-	-	-	-	-	-	-
Television advertising time sales.....	36	2	06/09	100.579	107.172	97.556	96.126	89.889	-9.0	-1.5	-6.5
Television advertising time sales.....	36	21	06/09	100.579	107.172	97.556	96.126	89.889	-9.0	-1.5	-6.5
Broadcast and network television advertising time sales.....	36	2101	12/08	96.439	100.153	85.113	84.812	83.355	-15.0	-0.4	-1.7
Cable network advertising time sales.....	36	2102	12/08	-	-	-	-	-	-	-	-
Local cable system advertising time sales.....			12/08	-	-	-	-	-	-	-	-
Radio advertising time sales.....	36	3	03/09	99.662	101.187	99.219	89.133	99.245	-1.9	-10.2	11.3
Radio advertising time sales.....	36	31	03/09	99.662	101.187	99.219	89.133	99.245	-1.9	-10.2	11.3
Radio advertising time sales.....	36	3101	03/09	99.662	101.187	99.219	89.133	99.245	-1.9	-10.2	11.3
Internet advertising sales.....			12/22	-	-	-	-	-	-	-	-
Internet advertising sales.....			12/22	-	-	-	-	-	-	-	-

See footnotes at end of table.

Table 8. Producer price indexes and percentage changes for selected commodity and service groupings and individual items, seasonally adjusted — Continued
 [February 2023, Index base 1982=100, unless otherwise indicated]

Title	Commodity code		Other index base	Seasonally adjusted index ¹					Seasonally adjusted 1-month percent change ¹		
	Group code	Item code		Oct. 2022	Nov. 2022 ^P	Dec. 2022 ^P	Jan. 2023 ^P	Feb. 2023 ^P	Nov. to Dec. ^P	Dec. to Jan. ^P	Jan. to Feb. ^P
Internet advertising sales.....			12/22	-	-	-	-	-	-	-	-
Wired telephone services.....	37	1	06/09	-	-	-	-	-	-	-	-
Residential wired telephone services.....	37	11	06/09	-	-	-	-	-	-	-	-
Local residential wired telephone service.....	37	1101	12/08	-	-	-	-	-	-	-	-
Long distance residential wired telephone service.....	37	1102	03/09	-	-	-	-	-	-	-	-
All-distance residential wired telephone service.....	37	1103	12/11	-	-	-	-	-	-	-	-
Business wired telephone services.....			06/09	-	-	-	-	-	-	-	-
Local business wired telephone service.....			12/08	-	-	-	-	-	-	-	-
Long distance business wired telephone and other toll service.....	37	1202	04/09	98.750	98.830	99.318	101.326	100.126	0.5	2.0	-1.2
Private line wired telephone service.....	37	1204	12/11	-	-	-	-	-	-	-	-
All-distance business wired telephone service (partial).....			05/22	-	-	-	-	-	-	-	-
Other telephone services.....			12/08	-	-	-	-	-	-	-	-
Other wired telephone services.....			12/08	-	-	-	-	-	-	-	-
Wireless telecommunication services.....	37	2	06/09	65.942	65.865	65.918	65.940	66.157	0.1	0.0	0.3
Cellular phone and other wireless telecommunication services.....	37	21	03/09	64.413	64.369	64.398	64.369	64.645	0.0	0.0	0.4
Cellular phone and other wireless telecommunication services.....	37	2101	03/09	64.413	64.369	64.398	64.369	64.645	0.0	0.0	0.4
Cable and satellite subscriber services.....	37	3	12/08	156.015	157.089	160.440	160.872	161.059	2.1	0.3	0.1
Cable and satellite subscriber services.....	37	31	12/08	156.015	157.089	160.440	160.872	161.059	2.1	0.3	0.1
Cable and satellite subscriber services.....	37	3101	12/08	156.015	157.089	160.440	160.872	161.059	2.1	0.3	0.1
Internet access services.....			03/09	-	-	-	-	-	-	-	-
Internet access services.....			03/09	-	-	-	-	-	-	-	-
Residential Internet access services.....			12/11	-	-	-	-	-	-	-	-
Business Internet access services.....	37	4103	12/11	-	-	-	-	-	-	-	-
Bundled wired telecommunications access services.....			12/11	-	-	-	-	-	-	-	-
Bundled wired telecommunications access services.....			12/11	-	-	-	-	-	-	-	-
Bundled wired telecommunications access services.....			12/11	-	-	-	-	-	-	-	-
Data processing and related services.....			06/09	-	-	-	-	-	-	-	-
Data processing and related services.....			06/09	-	-	-	-	-	-	-	-
Hosting, ASP and other IT infrastructure provisioning services.....			12/08	-	-	-	-	-	-	-	-
Business process management services (partial).....			12/08	-	-	-	-	-	-	-	-
Data management, information transformation and other services.....			12/08	-	-	-	-	-	-	-	-
Loan services (partial).....	39	1	06/09	173.208	183.438	180.070	191.825	207.692	-1.8	6.5	8.3
Business loans (partial).....	39	11	04/09	308.833	334.731	339.669	369.130	408.793	1.5	8.7	10.7
Business loans (partial).....	39	1101	04/09	308.833	334.731	339.669	369.130	408.793	1.5	8.7	10.7
Consumer loans (partial).....	39	12	06/09	122.928	127.059	118.593	120.661	123.784	-6.7	1.7	2.6
Residential real estate loans (partial).....			04/09	-	-	-	-	-	-	-	-
Vehicle loans (partial).....	39	1202	04/09	61.901	65.868	58.395	59.741	60.533	-11.3	2.3	1.3
Credit cards, overdraft credit, and related plans (partial).....	39	1203	04/09	169.855	173.543	179.657	184.960	191.376	3.5	3.0	3.5
Other loans and loan services (partial).....			04/09	-	-	-	-	-	-	-	-
Other loans and loan services (partial).....			04/09	-	-	-	-	-	-	-	-
Deposit services (partial).....			04/09	-	-	-	-	-	-	-	-
Deposit services (partial).....			04/09	-	-	-	-	-	-	-	-
Deposit services (partial).....			04/09	-	-	-	-	-	-	-	-
Other credit intermediation services, including trust services (partial).....			04/09	-	-	-	-	-	-	-	-
Other credit intermediation services, including trust services (partial).....			04/09	-	-	-	-	-	-	-	-
Other credit intermediation services, including trust services (partial).....			04/09	-	-	-	-	-	-	-	-
Securities brokerage, dealing, investment advice, and related services.....			06/09	-	-	-	-	-	-	-	-
Securities brokerage, dealing, investment advice, and related services.....			06/09	-	-	-	-	-	-	-	-
Securities brokerage, dealing, and investment advice.....			12/08	-	-	-	-	-	-	-	-
Securities brokerage and dealing related services (partial).....			12/08	-	-	-	-	-	-	-	-
Portfolio management.....			12/08	-	-	-	-	-	-	-	-
Portfolio management.....			12/08	-	-	-	-	-	-	-	-
Portfolio management.....			12/08	-	-	-	-	-	-	-	-
Investment banking.....			12/08	-	-	-	-	-	-	-	-
Investment banking.....			12/08	-	-	-	-	-	-	-	-
Investment banking.....			12/08	-	-	-	-	-	-	-	-
Insurance.....	41	1	06/09	129.379	129.494	130.237	130.448	130.660	0.6	0.2	0.2
Insurance.....	41	11	06/09	129.379	129.494	130.237	130.448	130.660	0.6	0.2	0.2
Life insurance.....	41	1101	03/09	-	-	-	-	-	-	-	-
Disability insurance, including accidental death.....	41	1102	03/09	-	-	-	-	-	-	-	-
Health and medical insurance.....	41	1103	03/09	144.977	145.057	145.341	144.155	144.549	0.2	-0.8	0.3
Property and casualty insurance.....	41	1104	03/09	-	-	-	-	-	-	-	-
Annuities.....			03/09	-	-	-	-	-	-	-	-

See footnotes at end of table.

Table 8. Producer price indexes and percentage changes for selected commodity and service groupings and individual items, seasonally adjusted — Continued
 [February 2023, Index base 1982=100, unless otherwise indicated]

Title	Commodity code		Other index base	Seasonally adjusted index ¹					Seasonally adjusted 1-month percent change ¹		
	Group code	Item code		Oct. 2022	Nov. 2022 ^P	Dec. 2022 ^P	Jan. 2023 ^P	Feb. 2023 ^P	Nov. to Dec. ^P	Dec. to Jan. ^P	Jan. to Feb. ^P
Annuities.....			03/09	-	-	-	-	-	-	-	-
Annuities.....			03/09	-	-	-	-	-	-	-	-
Commissions from sales of insurance.....	42	1	06/09	-	-	-	-	-	-	-	-
Commissions from sales of insurance.....	42	11	06/09	-	-	-	-	-	-	-	-
Commissions from sales of life insurance and annuities.....	42	1101	06/09	-	-	-	-	-	-	-	-
Commissions from sales of health and medical insurance.....			06/09	-	-	-	-	-	-	-	-
Commissions from sales of property and casualty insurance.....	42	1103	06/09	-	-	-	-	-	-	-	-
Commissions from sales of other insurance.....			06/09	-	-	-	-	-	-	-	-
Nonresidential real estate services.....			06/09	-	-	-	-	-	-	-	-
Nonresidential real estate rents.....	43	11	06/09	-	-	-	-	-	-	-	-
Office buildings, gross rents.....			12/08	-	-	-	-	-	-	-	-
Retail properties, gross rents.....			04/09	-	-	-	-	-	-	-	-
Industrial buildings, gross rents.....			04/09	-	-	-	-	-	-	-	-
Self-service storage and miniwarehouses, gross rents.....	43	1104	12/08	-	-	-	-	-	-	-	-
Other nonresidential buildings, gross rents.....			12/08	-	-	-	-	-	-	-	-
Nonresidential property sales and leases including land, brokerage fees and commissions.....			12/08	-	-	-	-	-	-	-	-
Nonresidential property sales and leases including land, brokerage fees and commissions.....			12/08	-	-	-	-	-	-	-	-
Nonresidential property management fees.....			12/08	-	-	-	-	-	-	-	-
Nonresidential property management fees.....			12/08	-	-	-	-	-	-	-	-
Residential real estate services (partial).....	43	2	06/09	171.893	171.895	171.473	171.285	169.801	-0.2	-0.1	-0.9
Residential property sales and rental, brokerage fees and commissions.....	43	21	12/08	191.339	190.996	190.999	190.300	188.418	0.0	-0.4	-1.0
Residential property sales and rental, brokerage fees and commissions.....	43	2101	12/08	191.339	190.996	190.999	190.300	188.418	0.0	-0.4	-1.0
Residential property management fees.....			12/08	-	-	-	-	-	-	-	-
Residential property management fees.....			12/08	-	-	-	-	-	-	-	-
Real estate appraisal fees.....			12/08	-	-	-	-	-	-	-	-
Real estate appraisal fees.....			12/08	-	-	-	-	-	-	-	-
Real estate appraisal fees.....			12/08	-	-	-	-	-	-	-	-
Passenger car rental.....	44	1	03/09	113.378	110.040	110.157	108.096	106.724	0.1	-1.9	-1.3
Passenger car rental.....	44	11	03/09	113.378	110.040	110.157	108.096	106.724	0.1	-1.9	-1.3
Passenger car rental.....	44	1101	03/09	113.378	110.040	110.157	108.096	106.724	0.1	-1.9	-1.3
Truck, trailer, and RV rental and leasing.....			06/09	-	-	-	-	-	-	-	-
Truck, trailer, and RV rental and leasing.....			06/09	-	-	-	-	-	-	-	-
Truck, truck trailer and RV rental.....			12/08	-	-	-	-	-	-	-	-
Truck, truck trailer and RV leasing.....			12/08	-	-	-	-	-	-	-	-
Construction, mining, and forestry machinery and equipment rental and leasing.....			03/09	-	-	-	-	-	-	-	-
Construction, mining, and forestry machinery and equipment rental and leasing.....			03/09	-	-	-	-	-	-	-	-
Construction, mining, and forestry machinery and equipment rental and leasing.....			03/09	-	-	-	-	-	-	-	-
Legal services.....	45	1	03/09	156.093	156.782	157.229	159.730	161.534	0.3	1.6	1.1
Legal services.....	45	11	03/09	156.093	156.782	157.229	159.730	161.534	0.3	1.6	1.1
Legal services.....	45	1101	03/09	156.093	156.782	157.229	159.730	161.534	0.3	1.6	1.1
Accounting services (partial).....	45	2	06/09	120.884	120.684	121.129	122.657	122.930	0.4	1.3	0.2
Accounting services, excluding payroll.....	45	21	06/09	120.884	120.684	121.129	122.657	122.930	0.4	1.3	0.2
Financial auditing.....	45	2101	12/08	-	-	-	-	-	-	-	-
Tax preparation and planning.....	45	2102	04/09	123.018	123.393	126.480	126.381	127.135	2.5	-0.1	0.6
Bookkeeping and compilation.....			12/08	-	-	-	-	-	-	-	-
Other accounting services, including billing and review (partial).....			12/08	-	-	-	-	-	-	-	-
Architectural and engineering services.....	45	3	06/09	129.372	129.871	129.945	130.042	130.661	0.1	0.1	0.5
Architectural services.....			03/09	-	-	-	-	-	-	-	-
Architectural services.....			03/09	-	-	-	-	-	-	-	-
Engineering services.....	45	32	03/09	132.560	133.039	133.062	133.379	134.090	0.0	0.2	0.5
Engineering services.....	45	3201	03/09	132.560	133.039	133.062	133.379	134.090	0.0	0.2	0.5
Management, scientific, and technical consulting services.....	45	4	06/09	113.233	113.196	114.547	115.838	114.462	1.2	1.1	-1.2
Management consulting services.....	45	41	06/09	113.233	113.196	114.547	115.838	114.462	1.2	1.1	-1.2
Administrative and general management consulting services.....	45	4101	12/08	134.332	134.404	135.707	137.585	134.707	1.0	1.4	-2.1
Human resources consulting services.....			12/08	-	-	-	-	-	-	-	-
Marketing consulting services.....			12/08	-	-	-	-	-	-	-	-
Process, physical distribution, and logistics consulting services.....			12/08	-	-	-	-	-	-	-	-
Advertising and related services (partial).....			12/08	-	-	-	-	-	-	-	-
Advertising agency services.....			12/08	-	-	-	-	-	-	-	-
Advertising agency services.....			12/08	-	-	-	-	-	-	-	-

See footnotes at end of table.

Table 8. Producer price indexes and percentage changes for selected commodity and service groupings and individual items, seasonally adjusted — Continued
 [February 2023, Index base 1982=100, unless otherwise indicated]

Title	Commodity code		Other index base	Seasonally adjusted index ¹					Seasonally adjusted 1-month percent change ¹		
	Group code	Item code		Oct. 2022	Nov. 2022 ^P	Dec. 2022 ^P	Jan. 2023 ^P	Feb. 2023 ^P	Nov. to Dec. ^P	Dec. to Jan. ^P	Jan. to Feb. ^P
Information technology (IT) technical support and consulting services (partial) . . .	45	6	12/08	-	-	-	-	-	-	-	-
Information technology (IT) technical support and consulting services (partial)	45	61	12/08	-	-	-	-	-	-	-	-
Information technology (IT) technical support and consulting services (partial)	45	6101	12/08	-	-	-	-	-	-	-	-
Permanent placement services			03/09	-	-	-	-	-	-	-	-
Permanent placement services			03/09	-	-	-	-	-	-	-	-
Employment placement services			03/09	-	-	-	-	-	-	-	-
Executive search services			12/08	-	-	-	-	-	-	-	-
Executive search services			12/08	-	-	-	-	-	-	-	-
Executive search services			12/08	-	-	-	-	-	-	-	-
Staffing services	46	3	06/09	129.128	129.262	129.422	129.033	129.803	0.1	-0.3	0.6
Temporary help services			03/09	-	-	-	-	-	-	-	-
Temporary help services			03/09	-	-	-	-	-	-	-	-
Co-employment staffing services	46	32	12/08	119.763	119.938	120.085	119.435	119.548	0.1	-0.5	0.1
Co-employment staffing services	46	3201	12/08	119.763	119.938	120.085	119.435	119.548	0.1	-0.5	0.1
Arrangement of flights (partial)	47	1	06/09	104.521	105.004	103.847	103.323	104.442	-1.1	-0.5	1.1
Arrangement of international flights	47	11	12/08	108.944	109.714	108.244	107.313	109.173	-1.3	-0.9	1.7
Arrangement of international flights	47	1101	12/08	108.944	109.714	108.244	107.313	109.173	-1.3	-0.9	1.7
Arrangement of domestic flights			12/08	-	-	-	-	-	-	-	-
Arrangement of domestic flights (partial)			12/08	-	-	-	-	-	-	-	-
Arrangement of vehicle rentals and lodging	47	2	12/08	-	-	-	-	-	-	-	-
Arrangement of vehicle rentals and lodging	47	21	12/08	-	-	-	-	-	-	-	-
Arrangement of vehicle rentals and lodging (partial)	47	2101	12/08	-	-	-	-	-	-	-	-
Arrangement of cruises and tours			12/08	-	-	-	-	-	-	-	-
Arrangement of cruises and tours			12/08	-	-	-	-	-	-	-	-
Arrangement of cruises and tours			12/08	-	-	-	-	-	-	-	-
Other travel arrangements (partial)			12/08	-	-	-	-	-	-	-	-
Other travel arrangements (partial)			12/08	-	-	-	-	-	-	-	-
Other travel arrangements (partial)			12/08	-	-	-	-	-	-	-	-
Security guard services			03/09	-	-	-	-	-	-	-	-
Security guard services			03/09	-	-	-	-	-	-	-	-
Security guard services			03/09	-	-	-	-	-	-	-	-
Janitorial services			03/09	-	-	-	-	-	-	-	-
Janitorial services			03/09	-	-	-	-	-	-	-	-
Janitorial services			03/09	-	-	-	-	-	-	-	-
Waste collection	50	1	12/08	156.182	157.130	158.210	160.201	162.700	0.7	1.3	1.6
Solid waste collection	50	11	12/08	156.182	157.130	158.210	160.201	162.700	0.7	1.3	1.6
Solid waste collection	50	1101	12/08	156.182	157.130	158.210	160.201	162.700	0.7	1.3	1.6
Outpatient care (partial)	51	1	06/09	125.971	126.210	126.269	126.650	127.322	0.0	0.3	0.5
Outpatient care (partial)	51	11	06/09	125.971	126.210	126.269	126.650	127.322	0.0	0.3	0.5
Physician care	51	1101	03/09	116.512	116.579	116.758	116.148	116.799	0.2	-0.5	0.6
Medical laboratory and diagnostic imaging center care			03/09	-	-	-	-	-	-	-	-
Home health and hospice care	51	1103	12/08	121.916	122.196	122.525	121.745	121.758	0.3	-0.6	0.0
Hospital outpatient care	51	1104	12/08	-	-	-	-	-	-	-	-
Dental care	51	1105	06/10	128.053	128.263	128.384	128.997	132.681	0.1	0.5	2.9
Inpatient care	51	2	06/09	142.744	143.256	143.819	144.297	144.653	0.4	0.3	0.2
Inpatient care	51	21	06/09	142.744	143.256	143.819	144.297	144.653	0.4	0.3	0.2
Hospital inpatient care	51	2101	12/08	144.470	144.991	145.642	145.894	146.234	0.4	0.2	0.2
Nursing home care	51	2102	12/08	141.078	141.648	141.983	142.663	143.095	0.2	0.5	0.3
Intellectual and developmental disability center care	51	2103	12/08	176.113	176.320	176.370	180.638	181.042	0.0	2.4	0.2
Sales of blood and blood products, organs, and tissues			03/09	-	-	-	-	-	-	-	-
Sales of blood and blood products, organs, and tissues			03/09	-	-	-	-	-	-	-	-
Sales of blood and blood products, organs, and tissues			03/09	-	-	-	-	-	-	-	-
Traveler accommodation services	53	1	06/09	140.296	143.630	146.388	142.765	138.881	1.9	-2.5	-2.7
Traveler accommodation services	53	11	06/09	140.296	143.630	146.388	142.765	138.881	1.9	-2.5	-2.7
Guestroom or unit rental	53	1101	03/09	145.220	149.047	152.162	147.676	143.292	2.1	-2.9	-3.0
Other traveler accommodation services			03/09	-	-	-	-	-	-	-	-
Food and beverage for immediate consumption services (partial)	54	1	06/09	-	-	-	-	-	-	-	-
Food and nonalcoholic beverages for immediate consumption (partial)	54	11	04/09	-	-	-	-	-	-	-	-
Food and nonalcoholic beverages for immediate consumption (partial)	54	1101	04/09	-	-	-	-	-	-	-	-
Alcoholic beverages for immediate consumption (partial)			12/08	-	-	-	-	-	-	-	-
Alcoholic beverages for immediate consumption (partial)			12/08	-	-	-	-	-	-	-	-

See footnotes at end of table.

Table 8. Producer price indexes and percentage changes for selected commodity and service groupings and individual items, seasonally adjusted — Continued

[February 2023, Index base 1982=100, unless otherwise indicated]

Title	Commodity code		Other index base	Seasonally adjusted index ¹					Seasonally adjusted 1-month percent change ¹		
	Group code	Item code		Oct. 2022	Nov. 2022 ^P	Dec. 2022 ^P	Jan. 2023 ^P	Feb. 2023 ^P	Nov. to Dec. ^P	Dec. to Jan. ^P	Jan. to Feb. ^P
Commercial and industrial machinery and equipment repair and maintenance. . .	55	1	03/09	150.251	151.242	151.999	150.398	149.673	0.5	-1.1	-0.5
Commercial and industrial machinery and equipment repair and maintenance.....	55	11	03/09	150.251	151.242	151.999	150.398	149.673	0.5	-1.1	-0.5
Commercial machinery repair and maintenance.....	55	1101	03/09	150.251	151.242	151.999	150.398	149.673	0.5	-1.1	-0.5
Motor vehicle repair and maintenance (partial).....	55	2	12/08	153.813	154.333	154.808	156.538	156.270	0.3	1.1	-0.2
Motor vehicle repair and maintenance (partial).....	55	21	12/08	153.813	154.333	154.808	156.538	156.270	0.3	1.1	-0.2
Motor vehicle repair and maintenance (partial).....	55	2101	12/08	153.813	154.333	154.808	156.538	156.270	0.3	1.1	-0.2
Ship repair and maintenance.....			06/09	-	-	-	-	-	-	-	-
Ship repair and maintenance.....			06/09	-	-	-	-	-	-	-	-
Ship repair, military.....			12/08	-	-	-	-	-	-	-	-
Ship repair, nonmilitary.....	55	3102	12/08	-	-	-	-	-	-	-	-
Aircraft repair and maintenance.....	55	4	04/09	137.489	137.803	138.598	137.891	140.332	0.6	-0.5	1.8
Aircraft repair and maintenance.....	55	41	04/09	137.489	137.803	138.598	137.891	140.332	0.6	-0.5	1.8
Aircraft repair and maintenance.....	55	4101	04/09	137.489	137.803	138.598	137.891	140.332	0.6	-0.5	1.8
Membership dues and admissions and recreation facility use fees (partial).....	56	1	06/09	-	-	-	-	-	-	-	-
Membership dues and admissions and recreation facility use fees (partial).....	56	11	06/09	-	-	-	-	-	-	-	-
Membership dues.....	56	1101	04/09	-	-	-	-	-	-	-	-
Admissions and recreational facilities use fees (partial).....	56	1102	12/08	-	-	-	-	-	-	-	-
Recreational activity instruction fees (partial).....	56	2	12/08	-	-	-	-	-	-	-	-
Recreational activity instruction fees (partial).....	56	21	12/08	-	-	-	-	-	-	-	-
Recreational activity instruction fees (partial).....	56	2101	12/08	-	-	-	-	-	-	-	-
Gaming receipts (partial).....			12/08	-	-	-	-	-	-	-	-
Gaming receipts (partial).....			12/08	-	-	-	-	-	-	-	-
Gaming receipts (partial).....			12/08	-	-	-	-	-	-	-	-
Machinery and equipment and parts and supplies wholesaling.....			06/09	-	-	-	-	-	-	-	-
Machinery and equipment and parts and supplies wholesaling.....			06/09	-	-	-	-	-	-	-	-
Parts and supplies for machinery and equipment wholesaling.....			03/09	-	-	-	-	-	-	-	-
Machinery and vehicle wholesaling.....			05/19	-	-	-	-	-	-	-	-
Professional and commercial equipment wholesaling.....			05/19	-	-	-	-	-	-	-	-
Furnishings wholesaling.....			03/09	-	-	-	-	-	-	-	-
Furnishings wholesaling.....			03/09	-	-	-	-	-	-	-	-
Furnishings wholesaling.....			03/09	-	-	-	-	-	-	-	-
Building materials, paint, and hardware wholesaling.....	57	3	03/09	142.312	140.457	141.536	139.643	139.407	0.8	-1.3	-0.2
Building materials, paint, and hardware wholesaling.....	57	31	03/09	142.312	140.457	141.536	139.643	139.407	0.8	-1.3	-0.2
Building materials, paint, and hardware wholesaling.....	57	3101	03/09	142.312	140.457	141.536	139.643	139.407	0.8	-1.3	-0.2
Metals, minerals, and ores wholesaling.....			03/09	-	-	-	-	-	-	-	-
Metals, minerals, and ores wholesaling.....			03/09	-	-	-	-	-	-	-	-
Metals, minerals, and ores wholesaling.....			03/09	-	-	-	-	-	-	-	-
Chemicals and allied products wholesaling.....	57	5	03/09	-	-	-	-	-	-	-	-
Chemicals and allied products wholesaling.....	57	51	03/09	-	-	-	-	-	-	-	-
Chemicals and allied products wholesaling.....	57	5101	03/09	-	-	-	-	-	-	-	-
Paper and plastics products wholesaling.....			03/09	-	-	-	-	-	-	-	-
Paper and plastics products wholesaling.....			03/09	-	-	-	-	-	-	-	-
Paper and plastics products wholesaling.....			03/09	-	-	-	-	-	-	-	-
Apparel wholesaling.....			03/09	-	-	-	-	-	-	-	-
Apparel wholesaling.....			03/09	-	-	-	-	-	-	-	-
Apparel wholesaling.....			03/09	-	-	-	-	-	-	-	-
Food and alcohol wholesaling.....			06/09	-	-	-	-	-	-	-	-
Food and alcohol wholesaling.....			06/09	-	-	-	-	-	-	-	-
Food wholesaling.....			03/09	-	-	-	-	-	-	-	-
Alcohol wholesaling.....			02/09	-	-	-	-	-	-	-	-
Other commodities wholesaling.....			03/09	-	-	-	-	-	-	-	-
Other commodities wholesaling.....			03/09	-	-	-	-	-	-	-	-
Other commodities wholesaling.....			03/09	-	-	-	-	-	-	-	-
Food and alcohol retailing.....	58	1	03/09	173.121	172.446	171.935	169.987	175.432	-0.3	-1.1	3.2
Food and alcohol retailing.....	58	11	03/09	173.121	172.446	171.935	169.987	175.432	-0.3	-1.1	3.2
Food retailing.....	58	1102	09/15	138.632	138.284	137.691	136.246	140.016	-0.4	-1.0	2.8
Alcohol retailing.....			09/15	-	-	-	-	-	-	-	-
Health and beauty care retailing, including optical goods.....			03/09	-	-	-	-	-	-	-	-
Health and beauty care retailing, including optical goods.....			03/09	-	-	-	-	-	-	-	-
Health and beauty care retailing, including optical goods.....			03/09	-	-	-	-	-	-	-	-
Apparel, jewelry, footwear, and accessories retailing.....	58	3	06/09	123.393	123.564	127.523	129.643	128.713	3.2	1.7	-0.7

See footnotes at end of table.

Table 8. Producer price indexes and percentage changes for selected commodity and service groupings and individual items, seasonally adjusted — Continued
 [February 2023, Index base 1982=100, unless otherwise indicated]

Title	Commodity code		Other index base	Seasonally adjusted index ¹					Seasonally adjusted 1-month percent change ¹		
	Group code	Item code		Oct. 2022	Nov. 2022 ^P	Dec. 2022 ^P	Jan. 2023 ^P	Feb. 2023 ^P	Nov. to Dec. ^P	Dec. to Jan. ^P	Jan. to Feb. ^P
Apparel, jewelry, footwear, and accessories retailing.....	58	31	06/09	123.393	123.564	127.523	129.643	128.713	3.2	1.7	-0.7
Apparel, footwear, and accessories retailing.....	58	3101	03/09	120.615	118.994	122.339	125.027	123.044	2.8	2.2	-1.6
Jewelry retailing.....	58	3102	03/09	-	-	-	-	-	-	-	-
Computer hardware, software, and supplies retailing.....			03/09	-	-	-	-	-	-	-	-
Computer hardware, software, and supplies retailing.....			03/09	-	-	-	-	-	-	-	-
Computer hardware, software, and supplies retailing.....			03/09	-	-	-	-	-	-	-	-
TV, video, and photographic equipment and supplies retailing.....	58	5	03/09	49.317	55.628	50.747	48.634	48.035	-8.8	-4.2	-1.2
TV, video, and photographic equipment and supplies retailing.....	58	51	03/09	49.317	55.628	50.747	48.634	48.035	-8.8	-4.2	-1.2
TV, video, and photographic equipment and supplies retailing.....	58	5101	03/09	49.317	55.628	50.747	48.634	48.035	-8.8	-4.2	-1.2
Automobiles and automobile parts retailing.....	58	6	06/09	201.083	199.609	193.286	183.979	180.092	-3.2	-4.8	-2.1
Automobiles and automobile parts retailing.....	58	61	06/09	201.083	199.609	193.286	183.979	180.092	-3.2	-4.8	-2.1
Automobile retailing (Partial).....	58	6101	03/09	230.401	225.369	214.239	199.740	194.854	-4.9	-6.8	-2.4
Automotive parts, including tires, retailing.....			03/09	-	-	-	-	-	-	-	-
RVs, trailers, and campers retailing.....			03/09	-	-	-	-	-	-	-	-
RVs, trailers, and campers retailing.....			03/09	-	-	-	-	-	-	-	-
RVs, trailers, and campers retailing.....			03/09	-	-	-	-	-	-	-	-
Sporting goods, including boats, retailing.....	58	9	03/09	128.326	128.630	126.826	123.319	124.861	-1.4	-2.8	1.3
Sporting goods, including boats, retailing.....	58	91	03/09	128.326	128.630	126.826	123.319	124.861	-1.4	-2.8	1.3
Sporting goods, including boats, retailing.....	58	9101	03/09	128.326	128.630	126.826	123.319	124.861	-1.4	-2.8	1.3
Lawn, garden, and farm equipment and supplies retailing.....			03/09	-	-	-	-	-	-	-	-
Lawn, garden, and farm equipment and supplies retailing.....			03/09	-	-	-	-	-	-	-	-
Lawn, garden, and farm equipment and supplies retailing.....			03/09	-	-	-	-	-	-	-	-
Furniture retailing.....			03/09	-	-	-	-	-	-	-	-
Furniture retailing.....			03/09	-	-	-	-	-	-	-	-
Furniture retailing.....			03/09	-	-	-	-	-	-	-	-
Flooring and floor coverings retailing.....			03/09	-	-	-	-	-	-	-	-
Flooring and floor coverings retailing.....			03/09	-	-	-	-	-	-	-	-
Flooring and floor coverings retailing.....			03/09	-	-	-	-	-	-	-	-
Hardware and building materials and supplies retailing.....	58	D	03/09	174.667	175.223	163.234	162.450	156.389	-6.8	-0.5	-3.7
Hardware and building materials and supplies retailing.....	58	D1	03/09	174.667	175.223	163.234	162.450	156.389	-6.8	-0.5	-3.7
Hardware and building materials and supplies retailing.....	58	D101	03/09	174.667	175.223	163.234	162.450	156.389	-6.8	-0.5	-3.7
Major household appliance retailing.....	58	E	03/09	124.307	122.156	122.926	124.086	139.215	0.6	0.9	12.2
Major household appliance retailing.....	58	E1	03/09	124.307	122.156	122.926	124.086	139.215	0.6	0.9	12.2
Major household appliance retailing.....	58	E101	03/09	124.307	122.156	122.926	124.086	139.215	0.6	0.9	12.2
Fuels and lubricants retailing.....	58	F	06/09	279.117	289.079	331.827	294.298	288.280	14.8	-11.3	-2.0
Fuels and lubricants retailing.....	58	F1	06/09	279.117	289.079	331.827	294.298	288.280	14.8	-11.3	-2.0
Automotive fuels and lubricants retailing.....			03/09	-	-	-	-	-	-	-	-
Household fuels retailing.....	58	F102	03/09	135.995	172.890	165.068	166.023	180.195	-4.5	0.6	8.5
Cleaning supplies and paper products retailing.....			03/09	-	-	-	-	-	-	-	-
Cleaning supplies and paper products retailing.....			03/09	-	-	-	-	-	-	-	-
Cleaning supplies and paper products retailing.....			03/09	-	-	-	-	-	-	-	-
Book retailing.....			03/09	-	-	-	-	-	-	-	-
Book retailing.....			03/09	-	-	-	-	-	-	-	-
Book retailing.....			03/09	-	-	-	-	-	-	-	-
Other merchandise retailing (partial).....	58	I	03/09	136.534	138.384	139.096	134.488	134.797	0.5	-3.3	0.2
Other merchandise retailing (partial).....	58	I1	03/09	136.534	138.384	139.096	134.488	134.797	0.5	-3.3	0.2
Other merchandise retailing (partial).....	58	I101	03/09	136.534	138.384	139.096	134.488	134.797	0.5	-3.3	0.2
Metal treatment services.....			12/84	-	-	-	-	-	-	-	-
Metal treatment services.....			12/84	-	-	-	-	-	-	-	-
Metal plating and polishing.....	59	1101	12/84	242.270	242.827	243.089	249.286	249.674	0.1	2.5	0.2
Metal coating and allied services.....			12/84	-	-	-	-	-	-	-	-
Metal heat treating.....			06/85	-	-	-	-	-	-	-	-
Mining services.....	60	1	06/85	-	-	-	-	-	-	-	-
Mining services.....	60	11	06/85	-	-	-	-	-	-	-	-
Metal mining services.....			12/85	-	-	-	-	-	-	-	-
Support activities for coal mining.....	60	1102	06/85	-	-	-	-	-	-	-	-
Drilling oil and gas wells services.....	60	1103	12/85	-	-	-	-	-	-	-	-
Support activities for oil and gas operations.....			12/85	-	-	-	-	-	-	-	-
Contract work on textile products and apparel.....			06/10	-	-	-	-	-	-	-	-
Contract work on textile products and apparel.....			06/10	-	-	-	-	-	-	-	-
Contract work on textile products.....	61	1102	06/87	-	-	-	-	-	-	-	-
Contract work on apparel.....			06/87	-	-	-	-	-	-	-	-

See footnotes at end of table.

Table 8. Producer price indexes and percentage changes for selected commodity and service groupings and individual items, seasonally adjusted — Continued
 [February 2023, Index base 1982=100, unless otherwise indicated]

Title	Commodity code		Other index base	Seasonally adjusted index ¹					Seasonally adjusted 1-month percent change ¹		
	Group code	Item code		Oct. 2022	Nov. 2022 ^p	Dec. 2022 ^p	Jan. 2023 ^p	Feb. 2023 ^p	Nov. to Dec. ^p	Dec. to Jan. ^p	Jan. to Feb. ^p
Contract & commission receipts for tanning or finishing leather owned by others.....			06/11	-	-	-	-	-	-	-	-
Contract & commission receipts for tanning or finishing leather owned by others.....			06/11	-	-	-	-	-	-	-	-
Contract and commission receipts for tanning or finishing leather owned by others.....			12/97	-	-	-	-	-	-	-	-
New nonresidential building construction.....			06/09	-	-	-	-	-	-	-	-
New nonresidential building construction.....			06/09	-	-	-	-	-	-	-	-
New warehouse building construction.....			12/04	-	-	-	-	-	-	-	-
New school building construction.....			12/05	-	-	-	-	-	-	-	-
New office building construction.....			06/06	-	-	-	-	-	-	-	-
New industrial building construction.....			06/07	-	-	-	-	-	-	-	-
New health care building construction.....			06/12	-	-	-	-	-	-	-	-
Maintenance and repair of nonresidential buildings (partial).....	80	2	04/09	-	-	-	-	-	-	-	-
Maintenance and repair of nonresidential buildings (partial).....	80	21	04/09	-	-	-	-	-	-	-	-
Maintenance and repair of nonresidential buildings (partial).....	80	2101	04/09	-	-	-	-	-	-	-	-

¹ All indexes are subject to revision for 4 months after their originally scheduled publication to incorporate late reports and corrections by survey respondents. In addition, seasonally adjusted indexes are subject to change for up to 5 years due to the recalculation of seasonal factors published each January.

² Due to incomplete coverage of the services sector, some services indexes in this table reflect only a portion of their wherever-provided output. These indexes are flagged using the term "partial" at the end of their titles. For more information regarding wherever-provided services indexes, go to <https://www.bls.gov/ppi/wepnotice.htm>. This webpage includes methodology documentation, a table identifying missing coverage areas for those indexes with incomplete coverage, and a concordance table between wherever-provided services indexes and Census product codes.

^p Preliminary

"-" Seasonal tests did not indicate the presence of seasonality.

Table 9. Producer price indexes for commodity and service groupings and individual items, not seasonally adjusted

[February 2023, Index base 1982=100, unless otherwise indicated]

Title	Commodity code		Other index base	Unadjusted index ¹				
	Group code	Item code		Oct. 2022	Nov. 2022 ^P	Dec. 2022 ^P	Jan. 2023 ^P	Feb. 2023 ^P
Goods								
All commodities.....	00	000000		265.061	263.212	258.012	259.865	258.652
Industrial commodities.....	IND	THRU15		266.225	262.890	256.938	259.912	259.108
Farm products, processed foods and feeds.....	PFF	PLUS02		256.406	261.587	259.995	256.874	253.869
Farm products.....	01	–		249.274	261.427	260.716	246.923	242.656
Fruits & melons, fresh/dry vegs. & nuts.....	01	1		296.484	355.298	327.090	276.998	252.993
Fresh fruits and melons.....	01	11		188.321	194.273	179.071	190.738	178.480
Citrus fruits.....	01	1101		453.496	327.964	318.951	348.286	333.832
Grapefruits.....	01	110101		–	744.878	670.185	633.264	634.109
Lemons.....	01	110104		332.664	311.994	284.163	274.370	254.290
Valencia oranges.....	01	110105		285.193	–	–	303.573	243.091
Navel oranges.....	01	110106		–	239.989	224.503	222.602	207.483
Tangerines.....	01	110108	12/91	–	569.702	638.038	646.286	833.678
Tangelos.....	01	110110	12/17	–	–	–	–	109.109
Other fruits and berries.....	01	1102		156.252	179.547	161.653	172.143	159.778
Plums and fresh prunes.....	01	110201	12/91	541.578	–	–	–	–
Avocados.....	01	110205	12/91	364.234	352.477	334.782	338.701	–
Kiwifruit.....	01	110206	12/91	–	–	264.791	263.422	–
Granny Smith apples.....	01	110208	12/91	–	186.914	208.397	217.620	220.864
Golden delicious apples.....	01	110211	12/91	–	–	222.938	233.348	233.348
Red delicious apples.....	01	110215		317.616	300.091	310.527	327.107	339.720
McIntosh apples.....	01	110216		244.663	224.193	235.769	233.798	234.690
Gala apples.....	01	110220	03/15	112.966	119.739	125.748	141.754	140.089
Pears.....	01	110221		147.305	148.539	158.470	165.730	169.017
Strawberries.....	01	110222		185.467	288.505	198.940	228.781	171.170
Raspberries.....	01	110224	12/91	21.800	–	–	–	–
Blackberries.....	01	110225	12/91	41.781	–	–	–	–
Grapes.....	01	110228		138.595	137.920	137.920	137.920	144.152
Table grapes.....	01	1102281	12/11	142.842	140.534	140.534	–	–
Wine grapes.....	01	1102283	12/11	109.906	109.906	109.906	109.906	114.955
Juice grapes.....	01	1102284	01/16	174.071	174.071	174.071	174.071	174.071
Fuji apples.....	01	110229	03/15	–	189.731	190.313	181.723	176.190
Empire apples.....	01	110230	10/15	137.466	129.535	137.466	137.466	137.466
Melons.....	01	1103	12/91	179.108	242.200	–	–	–
Cantaloupes.....	01	110301		210.867	293.046	–	–	–
Honeydews.....	01	110302	12/91	220.721	265.591	–	–	–
Watermelons.....	01	110303	12/91	269.713	–	–	–	–
Fresh and dry vegetables.....	01	13		427.390	590.450	535.102	356.039	307.454
Dry vegetables.....	01	1301		235.394	236.404	234.068	235.031	236.844
Dry beans.....	01	13011	09/15	161.604	161.354	159.289	160.302	162.640
Dry pinto beans.....	01	130110	12/91	389.775	388.778	388.778	388.778	388.778
Dry great northern beans.....	01	130111	12/91	384.127	439.002	439.002	439.002	439.002
Dry pea beans.....	01	130113		245.042	238.876	238.669	239.067	238.669
Dry kidney beans.....	01	130114	12/11	122.957	119.377	117.765	117.529	117.293
Dry small red beans.....	01	130115	12/11	–	–	74.009	81.939	–
Dry garbanzo beans.....	01	130116	12/11	77.073	80.165	77.073	77.073	83.257
Dry black beans.....	01	130117	09/15	189.939	186.454	181.178	186.674	189.422
Dry peas and lentils.....	01	13012	09/15	140.884	142.588	141.726	141.856	141.561
Dry peas.....	01	130120	12/91	334.115	334.115	337.154	334.115	338.330
Dry lentils.....	01	130121	12/91	301.808	312.470	301.808	308.916	298.255
Fresh vegetables, except potatoes.....	01	1302		509.747	729.634	640.647	352.884	277.492
Cabbage.....	01	130211		299.297	316.561	325.082	419.090	333.281
Carrots.....	01	130212		230.326	252.425	253.730	259.390	269.351
Celery.....	01	130213		204.112	541.416	891.045	1,033.816	318.403
Sweet corn.....	01	130214		233.629	345.188	–	304.971	326.794
Lettuce.....	01	130215		1,097.774	1,736.783	1,393.390	421.968	279.184
Dry onions.....	01	130216		229.677	220.381	220.540	210.890	188.933
Tomatoes.....	01	130217		507.243	638.990	–	305.112	233.320
Snap beans.....	01	130218		–	553.110	358.404	401.672	300.713
Broccoli.....	01	130222	12/91	479.711	350.825	586.823	345.837	248.606
Cauliflower.....	01	130223	12/91	114.975	430.053	247.058	66.244	165.142
Spinach.....	01	130224	12/91	688.087	574.458	–	–	–
Greens.....	01	130225	12/91	249.980	240.290	233.564	256.280	248.668
Endive.....	01	130226	12/91	535.174	619.920	905.517	979.685	949.595
Green peppers.....	01	130228	12/91	387.360	554.816	468.077	575.991	439.894
Eggplant.....	01	130229	12/91	535.152	275.369	341.557	396.870	341.557

See footnotes at end of table.

Table 9. Producer price indexes for commodity and service groupings and individual items, not seasonally adjusted — Continued

[February 2023, Index base 1982=100, unless otherwise indicated]

Title	Commodity code		Other index base	Unadjusted index ¹				
	Group code	Item code		Oct. 2022	Nov. 2022 ^P	Dec. 2022 ^P	Jan. 2023 ^P	Feb. 2023 ^P
Squash.....	01	130231	12/91	214.316	193.549	218.204	334.398	191.607
Beets.....	01	130232	12/91	215.696	229.869	166.090	126.228	136.637
Cucumbers.....	01	130234	12/91	305.448	380.019	241.550	241.550	—
Artichokes.....	01	130235	12/11	117.908	248.386	288.920	355.609	253.888
Pumpkins.....	01	130236	12/11	192.410	—	—	—	—
Sweet potatoes.....	01	1303	12/91	169.975	157.117	156.581	154.567	154.567
Sweet potatoes.....	01	130301	12/91	109.895	101.582	101.235	99.933	99.933
Potatoes.....	01	1306	12/11	160.057	204.873	210.946	206.347	201.770
Russet potatoes.....	01	130603	12/91	285.995	372.187	383.336	374.133	365.330
Round red potatoes.....	01	130604	12/91	236.801	239.694	236.347	237.753	238.572
Round yellow potatoes.....	01	130605	09/15	124.704	124.704	149.222	151.004	—
Tree nuts.....	01	19	12/91	1,266.015	1,266.015	1,266.015	1,424.698	1,424.698
Tree nuts.....	01	1901	12/91	1,266.015	1,266.015	1,266.015	1,424.698	1,424.698
Pecans.....	01	190101	12/91	732.203	732.203	732.203	732.203	732.203
Almonds.....	01	190102	12/91	361.015	361.015	361.015	428.007	428.007
Filberts.....	01	190103	12/91	281.736	281.736	281.736	281.736	281.736
Walnuts.....	01	190104	12/91	174.891	174.891	174.891	174.891	174.891
Macadamias.....	01	190105	12/91	506.013	506.013	506.013	506.013	506.013
Pistachios.....	01	190106	12/91	257.201	257.201	257.201	257.201	257.201
Grains.....	01	2	12/91	280.361	277.504	270.886	268.988	279.814
Wheat.....	01	21	12/91	275.984	266.950	247.614	238.789	252.844
Wheat.....	01	2101	12/91	275.984	266.950	247.614	238.789	252.844
Hard red winter wheat.....	01	210101	12/91	286.364	275.300	249.950	233.990	262.367
Hard red spring wheat.....	01	210102	12/91	299.877	298.903	289.167	289.896	275.923
Soft white wheat.....	01	210103	12/91	202.074	201.386	196.353	191.037	188.911
Soft red winter wheat.....	01	210104	12/91	269.807	247.226	222.846	225.100	236.326
Hard amber durum wheat.....	01	210105	12/84	283.732	303.107	289.013	286.604	269.204
Other grains.....	01	22	12/91	288.236	286.350	282.152	281.942	292.842
Barley.....	01	2201	12/91	303.094	310.517	310.320	306.832	316.064
Barley.....	01	220101	12/91	303.094	310.517	310.320	306.832	316.064
Corn.....	01	2202	12/91	281.492	279.628	275.639	275.574	286.310
Corn.....	01	220205	12/91	281.492	279.628	275.639	275.574	286.310
Oats.....	01	2203	12/91	273.044	277.288	266.478	260.145	259.499
Oats.....	01	220311	12/91	273.044	277.288	266.478	260.145	259.499
Sorghum.....	01	2205	12/91	335.042	327.241	315.151	311.981	323.039
Sorghum.....	01	220501	12/91	335.042	327.241	315.151	311.981	323.039
Rough rice.....	01	23	12/91	136.738	144.090	154.122	147.939	148.548
Rough rice.....	01	2301	12/91	136.738	144.090	154.122	147.939	148.548
Rough rice.....	01	230103	12/04	232.496	244.997	262.055	251.541	252.577
Long grain rough rice.....	01	2301031	09/15	148.624	151.376	155.963	155.046	155.046
Medium/short grain rough rice.....	01	2301032	09/15	149.682	171.338	198.726	175.796	178.308
Livestock.....	01	3	12/91	189.982	193.298	193.037	191.359	201.422
Slaughter cattle.....	01	31	12/91	213.255	221.936	224.831	228.815	237.110
Slaughter steers and heifers.....	01	3101	12/91	223.889	233.495	237.936	240.536	244.347
Slaughter steers and heifers.....	01	310199	12/91	212.144	221.246	225.454	227.918	231.529
Slaughter cows and bulls.....	01	3102	12/91	151.905	157.294	154.600	163.294	186.738
Slaughter cows and bulls.....	01	310299	12/91	136.609	141.455	139.032	146.851	167.934
Slaughter vealers.....	01	3103	12/91	100.024	100.033	99.985	99.140	98.065
Slaughter vealers.....	01	310399	12/91	86.411	86.419	86.377	85.647	84.719
Slaughter hogs.....	01	32	12/91	116.805	110.776	105.166	94.030	100.244
Slaughter barrows and gilts.....	01	3201	12/91	115.285	109.514	104.515	93.724	99.157
Slaughter barrows and gilts.....	01	320199	12/91	174.303	165.578	158.020	141.705	149.919
Slaughter sows.....	01	3202	12/91	150.971	136.417	108.951	85.793	123.442
Slaughter sows.....	01	320299	12/91	262.144	236.873	189.182	148.970	214.344
Slaughter lambs.....	01	33	12/91	249.526	334.883	290.703	321.526	382.378
Slaughter lambs.....	01	3301	12/91	249.526	334.883	290.703	321.526	382.378
Slaughter lambs.....	01	330199	12/91	287.776	386.217	335.266	370.813	440.993
Feeder and replacement cattle.....	01	34	09/21	110.930	114.611	116.508	119.106	126.531
Feeder and replacement cattle.....	01	3401	09/21	110.930	114.611	116.508	119.106	126.531
Feeder and replacement cattle.....	01	340199	09/21	110.930	114.611	116.508	119.106	126.531
Slaughter poultry.....	01	4	12/91	346.009	351.640	352.893	346.083	343.034
Slaughter chickens.....	01	41	12/91	343.483	352.600	352.731	344.537	344.122
Broilers and other meat type chickens.....	01	4102	12/91	348.262	357.506	357.640	349.331	348.910
Slaughter chickens.....	01	410299	12/91	335.361	344.263	344.391	336.390	335.985

See footnotes at end of table.

Table 9. Producer price indexes for commodity and service groupings and individual items, not seasonally adjusted — Continued

[February 2023, Index base 1982=100, unless otherwise indicated]

Title	Commodity code		Other index base	Unadjusted index ¹				
	Group code	Item code		Oct. 2022	Nov. 2022 ^P	Dec. 2022 ^P	Jan. 2023 ^P	Feb. 2023 ^P
Slaughter turkeys.....	01	42		374.260	365.552	370.564	369.540	352.774
Slaughter turkeys.....	01	4201		374.260	365.552	370.564	369.540	352.774
Slaughter turkeys.....	01	420199	12/91	340.582	332.658	337.219	336.287	321.030
Slaughter ducks.....	01	43	12/91	282.841	290.941	299.422	299.422	301.244
Slaughter ducks.....	01	4301	12/91	282.841	290.941	299.422	299.422	301.244
Slaughter ducks.....	01	430199	12/91	282.841	290.941	299.422	299.422	301.244
Raw cotton.....	01	5		151.222	144.424	137.053	141.072	137.683
Raw cotton.....	01	51		149.679	142.951	135.655	139.633	136.278
Raw cotton.....	01	5101		149.679	142.951	135.655	139.633	136.278
Raw cotton.....	01	510101		149.679	142.951	135.655	139.633	136.278
Upland cotton.....	01	5101011	09/15	145.369	139.205	131.364	135.652	135.607
Pima cotton.....	01	5101012	09/15	194.364	180.971	180.971	180.971	137.444
Raw milk.....	01	6		197.592	195.303	188.437	176.230	163.412
Raw milk.....	01	61		198.391	196.093	189.199	176.943	164.073
Raw milk.....	01	6101		198.391	196.093	189.199	176.943	164.073
Raw milk.....	01	610102		198.391	196.093	189.199	176.943	164.073
Chicken eggs.....	01	7		502.166	600.677	782.151	624.892	399.430
Chicken eggs.....	01	71		502.166	600.677	782.151	624.892	399.430
Eggs for fresh use.....	01	7107	12/91	370.006	466.304	580.664	506.971	297.502
Eggs, jumbo.....	01	710701	12/84	421.247	493.376	621.208	553.685	323.511
Eggs, extra large.....	01	710702	12/84	434.368	523.935	660.043	588.840	340.437
Eggs, large.....	01	710703		459.172	577.707	727.756	638.741	355.337
Eggs, medium.....	01	710704	12/84	362.124	496.496	576.136	470.525	357.401
Eggs, small.....	01	710705	12/84	270.303	322.542	382.464	339.443	282.594
Breaker stock and checks and undergrades.....	01	7108	12/91	580.670	639.447	894.290	617.016	454.506
Breaker stock.....	01	710801	12/91	554.439	616.744	865.116	594.331	439.274
Checks and undergrades.....	01	710802	12/91	863.375	885.065	1,210.406	860.577	619.196
Hay, hayseeds, and oilseeds.....	01	8		295.872	303.680	316.105	310.307	323.578
Hay and hayseeds.....	01	81		530.239	450.456	546.646	486.745	537.949
Hay and hayseeds.....	01	8101		530.239	450.456	546.646	486.745	537.949
Alfalfa hay.....	01	810101		527.325	510.172	536.543	527.127	613.824
All other hay.....	01	810102	09/15	184.405	129.241	193.241	152.497	156.157
Oilseeds.....	01	83		256.852	273.938	276.599	276.288	285.202
Oilseeds.....	01	8301		256.852	273.938	276.599	276.288	285.202
Peanuts.....	01	830111		130.448	129.211	116.271	164.778	133.195
Cottonseed.....	01	830121		370.871	322.831	298.988	304.023	296.649
Soybeans.....	01	830131		233.422	252.096	256.533	253.042	264.510
Flaxseed.....	01	830151	12/91	354.246	344.124	354.246	339.064	308.700
Sunflower.....	01	830161	12/91	416.134	394.869	376.347	361.770	336.732
Canola.....	01	830171	12/11	126.843	138.163	132.021	131.910	129.535
Miscellaneous oil crops.....	01	830181	09/15	161.722	161.722	161.722	171.170	171.170
Processed foods and feeds.....	02	—		260.317	262.148	260.128	262.259	259.870
Cereal and bakery products.....	02	1		321.750	325.106	324.663	327.133	329.346
Bakery products.....	02	11		341.070	345.950	346.212	347.345	349.444
Bread (white, wheat, rye, etc.), including frozen.....	02	1102	06/06	168.401	169.888	170.814	169.633	169.934
Bread (white, wheat, rye, etc.), including frozen.....	02	110201	06/06	168.401	169.888	170.814	169.633	169.934
White pan bread.....	02	11020111	12/11	137.607	138.384	138.922	139.168	139.783
White hearth bread (French, Italian, etc.).....	02	11020112	12/11	140.689	141.425	141.498	141.498	143.802
Dark wheat breads (whole wheat, cracked wheat, multigrain, etc.).....	02	11020113	12/11	131.788	132.533	134.207	133.317	132.046
Other variety breads (rye, unleavened, raisin, potato, self-rising, salt-free, canned, etc.).....	02	11020114	12/11	123.990	126.561	127.270	123.798	123.522
Rolls (bread-type), muffins, bagels, and croissants.....	02	1105		348.456	367.927	365.012	366.138	370.458
Rolls (bread-type), muffins, bagels, and croissants.....	02	110505	06/06	170.003	179.502	178.080	178.629	180.737
Rolls, hamburger and wiener.....	02	11050501	12/11	126.126	136.759	137.470	137.049	136.726
All other rolls, bread-type (incl. muffins, bagels, and croissants).....	02	11050502	12/11	141.451	145.249	142.044	143.292	146.843
Other sweet goods, excluding frozen.....	02	1107		363.534	366.517	366.144	377.156	380.163
Other sweet goods, excluding frozen.....	02	110703	06/99	226.004	227.859	227.627	234.473	236.342
Soft cakes, excluding frozen.....	02	1108		416.989	413.800	412.205	414.982	417.454
Soft cakes, excluding frozen.....	02	110803	06/99	213.883	212.247	211.429	212.854	214.122
Cookies, crackers, and related products.....	02	1121		261.801	261.801	262.441	262.441	263.049
Cookies, wafers, and ice cream cones and cups (excluding frozen).....	02	112103	06/83	258.298	258.298	258.298	258.298	259.204
Crackers, biscuits, and related products.....	02	112104	06/83	249.435	249.435	250.945	250.945	250.991
Saltines and all other crackers, cracker meal and crumbs, and biscuits.....	02	1121042	12/11	100.856	100.856	101.467	101.467	101.485
Retail bakery products, excluding retail trade.....	02	1130	06/14	153.797	153.797	154.800	156.450	157.961

See footnotes at end of table.

Table 9. Producer price indexes for commodity and service groupings and individual items, not seasonally adjusted — Continued

[February 2023, Index base 1982=100, unless otherwise indicated]

Title	Commodity code		Other index base	Unadjusted index ¹				
	Group code	Item code		Oct. 2022	Nov. 2022 ^P	Dec. 2022 ^P	Jan. 2023 ^P	Feb. 2023 ^P
Retail bakery products, excluding retail trade.....	02	113001	06/14	153.797	153.797	154.800	156.450	157.961
Flour and flour base mixes and doughs.....	02	12		277.106	279.032	275.247	275.506	276.059
Wheat flour.....	02	1203		297.747	300.640	291.738	289.899	292.208
Wheat flour.....	02	120301	06/83	290.686	293.511	284.819	283.024	285.279
Flour base mixes and doughs.....	02	1204		260.133	261.187	262.064	263.427	263.042
Flour base mixes and doughs.....	02	120401	06/83	273.342	274.449	275.371	276.803	276.399
Prepared flour mixes, including refrigerated and frozen doughs and batters, made in flour mills.....	02	1204011	12/11	132.982	133.087	133.782	135.346	135.260
Flour mixes, excluding cake mixes, made from purchased flour.....	02	1204013	12/11	141.338	142.014	142.498	143.096	142.855
Milled rice and byproducts.....	02	13		285.226	287.102	292.879	302.457	303.594
Head rice.....	02	1301		300.337	301.790	308.281	321.501	322.386
Head rice.....	02	130106	06/03	290.825	292.232	298.517	311.319	312.176
Head rice not packaged with other ingredients.....	02	1301066	12/11	135.597	136.343	137.457	144.000	144.499
Milled rice (incl second heads, screenings, brewers, bran, sharps, rice flour, and byproducts).....	02	1302	06/84	168.573	171.257	173.442	177.019	177.900
Milled rice (incl second heads, screenings, brewers, bran, sharps, rice flour, and byproducts).....	02	130201	06/84	168.573	171.257	173.442	177.019	177.900
Cereal and pasta products.....	02	14		298.324	300.247	300.931	306.150	310.047
Dry macaroni, spaghetti, and egg noodle products, made from purchased flour.....	02	1402	06/85	284.468	284.468	284.468	309.678	313.705
Dry macaroni, spaghetti, and egg noodle products, made from purchased flour.....	02	140203	12/02	234.108	234.108	234.108	254.855	258.170
Dry macaroni, spaghetti, and egg noodle products, made from purchased flour.....	02	14020303	06/09	157.768	157.768	157.768	171.750	173.984
Cereal and mill products, other than flour.....	02	1409	06/85	278.525	280.771	281.570	282.009	285.580
Manufactured starch, made by wet milling.....	02	140907	06/85	270.208	267.433	268.036	265.503	312.912
Wheat mill products, corn mill products, and other grain mill products except flour.....	02	140908	06/98	281.567	280.834	283.586	281.061	271.433
Wheat mill products, except flour.....	02	1409081	12/09	165.821	168.972	183.021	174.538	165.626
Corn mill products.....	02	1409082	12/09	174.922	173.975	172.328	175.418	168.066
Other grain mill products.....	02	1409083	12/09	183.627	181.063	180.015	178.254	180.553
Breakfast cereal.....	02	140909	12/11	124.374	126.472	126.472	128.121	128.121
Meats, poultry, and fish.....	02	2		225.604	227.466	221.303	225.337	222.050
Meats.....	02	21		214.819	216.768	218.090	221.806	218.189
Beef and veal products, fresh or frozen.....	02	2101		231.773	238.391	247.479	263.620	259.255
Beef, fresh/frozen variety meats, not canned or made into sausage, made in slaughtering plants.....	02	210126	06/08	212.201	222.012	219.161	232.674	214.962
Beef, fresh/frozen whole/half carcass, not canned or made into sausage, misp.....	02	210131	06/08	156.139	177.559	157.310	172.372	171.729
Beef, fresh/frozen, primal and subprimal cuts, made in slaughtering plants.....	02	210133	12/95	198.126	202.278	212.854	226.216	223.565
Lamb/mutton, fresh or frozen, not canned or made into sausage, made in slaughtering plants.....	02	2103		295.360	484.597	482.907	481.419	481.584
Lamb/mutton, fresh or frozen, not canned or made into sausage, made in slaughtering plants.....	02	210321	12/88	236.247	387.610	386.259	385.069	385.201
Pork products, fresh, frozen, or processed, except sausage.....	02	2104		172.071	169.637	164.869	164.151	156.264
Pork, fresh/frozen, unprocessed, all cuts, except sausage, made in slaughtering plants.....	02	210444	06/01	109.378	109.548	103.071	106.259	100.405
Pork, processed or cured, not canned or made into sausage.....	02	210447	06/01	187.733	182.043	182.927	175.260	168.253
Pork, processed or cured, not canned or made into sausage, made in slaughtering plants.....	02	2104471	06/08	187.204	181.103	183.202	177.721	159.703
Pork, processed or cured, not canned or made into sausage, mfpc.....	02	2104472	06/08	168.391	163.410	163.855	156.370	153.182
Pork, sweet-pickled, dry-cured, or dry salt, not canned or made into sausage, mfpc.....	02	21044721	09/16	127.629	126.984	126.958	126.893	127.041
Smoked hams and picnics, excluding canned, made from purchased carcasses.....	02	21044722	12/11	142.446	143.054	143.471	125.489	128.819
Smoked slab bacon, made from purchased carcasses.....	02	21044723	09/16	169.271	154.483	149.914	147.579	147.097
Smoked sliced bacon, made from purchased carcasses.....	02	21044724	12/11	143.651	132.719	134.011	131.315	124.744
Other smoked pork, not canned or made into sausage, made from purchased carcasses.....	02	21044725	12/11	133.394	133.243	132.372	131.009	131.076
Boiled ham, barbecue pork, and other cooked pork, excluding canned meats and sausage, mfpc.....	02	21044726	12/11	133.443	136.406	136.236	130.529	124.761
Other meats, fresh, frozen, or canned.....	02	2105		219.761	219.279	217.249	212.973	214.853
Fresh/processed sausage, deli & cooked meats, etc.....	02	210503	06/01	208.438	209.595	205.475	202.669	203.125
Fresh and processed sausage, deli, and cooked meats, made in slaughtering plants.....	02	2105031	06/08	234.009	239.461	232.268	232.202	229.017
Fresh and processed sausage, deli, and cooked meats, mfpc.....	02	2105032	06/08	177.562	177.454	174.621	171.914	172.686
Fresh sausage (pork sausage, breakfast links, etc.), excluding canned, mfpc.....	02	21050321	12/11	157.974	157.792	151.298	146.760	147.519
Dry or semidry sausage (salami, cervelat, pepperoni, summer sausage, pork roll, etc), mfpc.....	02	21050322	12/11	143.020	142.576	140.784	139.263	139.631
Frankfurters, including wieners, excluding canned, made from purchased carcasses.....	02	21050323	12/11	139.602	139.727	139.255	140.053	140.066

See footnotes at end of table.

Table 9. Producer price indexes for commodity and service groupings and individual items, not seasonally adjusted — Continued

[February 2023, Index base 1982=100, unless otherwise indicated]

Title	Commodity code		Other index base	Unadjusted index ¹				
	Group code	Item code		Oct. 2022	Nov. 2022 ^P	Dec. 2022 ^P	Jan. 2023 ^P	Feb. 2023 ^P
Other sausage (smoked or cooked) & jellied goods & similar preparations, excluding canned, mfpc.....	02	21050324	12/11	137.011	137.437	137.869	135.548	136.947
Boxed meat (beef, pork, lamb, etc.), made from purchased carcasses...	02	210504	06/08	134.894	133.893	134.269	123.241	126.882
Canned meats, excluding dog, cat, and baby food.....	02	210579	12/88	277.634	277.527	277.762	275.405	276.097
Frozen ground meat patties and other processed, frozen, or cooked meats, mfpc.....	02	210586	12/01	156.158	154.852	153.855	153.463	154.798
Processed poultry.....	02	22		196.738	200.005	180.462	184.457	181.922
Young chickens, including bulk, chilled, frozen, whole, and in parts.....	02	2203		204.644	197.664	190.282	186.604	191.129
Young chickens, including bulk, chilled, frozen, whole, and in parts.....	02	220333	12/90	202.165	195.270	187.977	184.344	188.814
Turkeys, including frozen, whole, and in parts.....	02	2206		283.418	283.527	282.628	282.738	276.598
Turkeys, including frozen, whole, and in parts.....	02	220611	12/90	281.310	281.418	280.526	280.635	274.541
Canned, cooked, smoked or prepared poultry.....	02	2208		157.251	174.842	131.006	147.732	136.263
Canned, cooked, smoked or prepared poultry.....	02	220811	12/90	129.218	143.673	107.652	121.396	111.971
Chicken hens and other poultry/small game.....	02	2209	12/90	104.363	105.766	113.601	113.814	112.761
Other poultry/small game (duck, goose, rabbit, etc.).....	02	220911	12/90	301.056	309.221	309.616	311.272	303.112
Unprocessed and prepared seafood.....	02	23		447.630	438.066	428.897	434.794	432.119
Unprocessed finfish.....	02	2301		828.156	785.295	721.256	806.353	702.492
Haddock.....	02	230101		382.621	365.684	354.412	361.951	249.501
Halibut.....	02	230102		1,063.305	1,162.218	—	—	873.394
Salmon.....	02	230103		559.969	548.376	—	—	—
Flounder.....	02	230131	12/91	152.210	130.294	163.512	189.650	112.096
Cod.....	02	230132	12/91	107.020	91.056	138.645	110.038	90.634
Pollock.....	02	230133	12/91	265.795	222.779	220.446	176.521	206.052
Tuna.....	02	230136	01/16	89.169	96.869	75.835	121.067	89.772
Other finfish.....	02	230199	12/91	651.630	643.162	526.389	689.119	582.704
Canned seafood (including soups, stews, and chowders).....	02	2304		225.294	225.294	225.294	—	—
Canned seafood (including soups, stews, and chowders).....	02	230429	12/84	255.329	255.329	255.329	—	—
Unprocessed shellfish.....	02	2305	12/91	294.447	284.009	283.228	284.308	305.589
Shrimp.....	02	230501	12/91	106.898	105.380	105.231	104.394	103.389
Lobsters.....	02	230503	12/91	205.080	178.264	180.069	183.561	261.494
Clams.....	02	230504	12/91	271.212	271.212	273.027	273.027	273.027
Oysters.....	02	230505	01/16	138.725	138.725	138.725	138.725	138.725
Sea scallops.....	02	230506	01/16	125.968	128.872	126.341	126.722	116.047
Mussels.....	02	230507	01/16	113.793	124.138	134.483	134.483	134.483
Prepared fresh and frozen seafood.....	02	2306	12/11	133.195	132.373	131.543	132.146	131.309
Prepared fresh fish/seafood, inc. surimi/surimi-based products.....	02	230601	12/11	142.230	141.797	142.801	142.549	142.422
Prepared frozen fish.....	02	230602	12/11	127.134	128.465	125.323	127.080	125.130
Prepared frozen shellfish.....	02	230603	12/11	143.651	140.981	140.000	138.092	136.037
Other prepared fresh and frozen seafood.....	02	230604	12/11	116.364	111.328	115.103	116.103	118.708
Dairy products.....	02	3		246.962	246.065	244.664	240.218	236.299
Fluid milk products.....	02	31		295.695	299.976	296.826	292.874	287.772
Packaged fluid milk and related products.....	02	3103	12/82	299.372	306.449	303.961	301.445	296.361
Fluid whole milk.....	02	310301		278.917	285.651	283.252	281.143	274.220
Reduced fat and lowfat milk (1/2-2).....	02	310302	12/82	308.863	316.970	314.151	313.935	309.660
Fat free or skim milk.....	02	310303	12/82	299.650	308.651	308.118	308.011	310.001
Other fluid milk related products, packaged, incl. cartons, bottles, cans, and dispenser cans.....	02	310304	12/82	334.319	338.815	335.379	327.597	321.313
Cottage cheese.....	02	3104	12/82	309.774	313.325	309.526	308.817	311.456
Cottage cheese.....	02	310401	12/82	309.774	313.325	309.526	308.817	311.456
Other milk products.....	02	3105	12/82	235.332	236.814	236.315	238.930	238.226
Other milk products.....	02	310501	12/82	235.332	236.814	236.315	238.930	238.226
Yogurt, excluding frozen.....	02	3105011	12/11	117.383	117.486	117.325	117.480	117.359
Other packaged milk products.....	02	3105012	12/11	141.116	143.799	143.252	147.070	146.198
Bulk fluid milk and cream.....	02	3106	12/91	247.144	247.175	240.966	226.588	216.830
Bulk fluid milk and cream.....	02	310601	12/91	247.144	247.175	240.966	226.588	216.830
Butter.....	02	32		227.598	206.958	200.396	175.102	174.869
Butter.....	02	3201		227.598	206.958	200.396	175.102	174.869
Butter.....	02	320114	06/84	227.152	206.553	200.003	174.759	174.527
Natural, processed, and imitation cheese.....	02	33		198.800	197.798	199.104	197.214	192.946
Natural cheese, except cottage cheese.....	02	3302		187.829	187.184	189.670	188.005	185.202
Natural cheese, except cottage cheese.....	02	330212	06/88	206.024	205.317	208.043	206.217	203.143
Natural cheese, except lowfat, shipped in consumer packages or containers (3 lbs or less).....	02	3302121	12/07	136.345	135.979	136.131	135.770	134.787
Natural cheese, except lowfat, shipped in packages or containers (more than 3 lbs) or bulk.....	02	3302122	12/07	104.831	104.458	106.683	104.593	101.742
Lowfat natural cheese, except cottage cheese, shipped in consumer packages (3 lbs. or less).....	02	3302123	06/10	120.204	120.226	120.228	120.771	120.579
Lowfat natural cheese, except cottage cheese, shipped in packages (more than 3 lbs.) or in bulk.....	02	3302124	06/10	144.215	142.583	148.546	147.703	145.735

See footnotes at end of table.

Table 9. Producer price indexes for commodity and service groupings and individual items, not seasonally adjusted — Continued
 [February 2023, Index base 1982=100, unless otherwise indicated]

Title	Commodity code		Other index base	Unadjusted index ¹				
	Group code	Item code		Oct. 2022	Nov. 2022 ^P	Dec. 2022 ^P	Jan. 2023 ^P	Feb. 2023 ^P
Processed cheese and related products.....	02	3303		204.066	201.799	198.107	195.569	185.404
Process cheese and related products.....	02	330312	06/88	216.903	214.494	210.569	207.872	197.067
Process cheese, shipped in consumer packages or containers (3 lbs. or less).....	02	3303121	06/10	138.239	135.361	132.875	129.159	124.795
All other process cheese and related products.....	02	3303122	06/10	156.357	155.813	152.970	152.853	142.759
Process cheese shipped in packages or containers (more than 3 lbs.) or in bulk.....	02	33031221	06/10	144.392	153.947	152.868	150.734	146.650
Cheese food, spread, and other related products.....	02	33031225	12/11	135.126	124.873	120.913	122.440	109.639
Cheese substitutes and imitations.....	02	3304	06/88	334.587	352.397	352.397	352.397	352.397
Cheese substitutes and imitations.....	02	330401	06/88	334.587	352.397	352.397	352.397	352.397
Raw liquid whey.....	02	3307	12/04	300.854	257.728	240.284	234.369	211.265
Raw liquid whey.....	02	330701	12/04	300.854	257.728	240.284	234.369	211.265
Ice cream and frozen desserts.....	02	34		280.971	282.123	282.220	281.894	282.731
Ice cream and frozen desserts.....	02	3402	06/83	277.188	278.324	278.419	278.098	278.924
Ice cream and frozen desserts.....	02	340201	06/83	277.188	278.324	278.419	278.098	278.924
Ice cream, excl. lowfat and nonfat (incl. custards), shipped in bulk (containers 3 gal or more).....	02	3402011	12/11	136.452	136.395	135.769	133.609	133.374
Ice cream, incl. custards (excl. lowfat and nonfat) shipped in sizes less than 3 gallons.....	02	3402012	12/11	126.897	127.974	128.111	126.055	126.861
Ice cream, including custards (excluding lowfat and nonfat), novelty forms.....	02	3402013	12/11	136.946	137.155	137.244	138.004	137.806
Ice cream, including custards, lowfat and nonfat.....	02	3402014	12/11	118.470	118.470	118.470	123.615	123.651
Frozen desserts containing fats other than butterfat (incl. soy, rice, almond, oats, etc.).....	02	3402016	12/22	—	—	100.000	104.928	104.858
Other frozen desserts (yogurt, sherbet, water ices, mellorine, frozen pudding, gelato, etc.).....	02	3402019	12/11	136.555	136.605	136.641	141.397	141.464
Dry, condensed, and evaporated milk products.....	02	35		212.445	209.647	205.876	201.162	198.396
Dry milk products, including feed grade.....	02	3502	12/83	188.481	186.579	182.079	177.488	174.712
Dry milk products, including feed grade.....	02	350201	12/83	188.481	186.579	182.079	177.488	174.712
Liquid milk products.....	02	3503	12/83	239.159	233.987	232.250	226.610	225.410
Consumer-type canned milk products.....	02	350301	12/83	282.930	278.449	278.169	281.136	280.394
Bulk liquid milk products, including feed grade.....	02	350303	12/83	185.044	176.393	170.006	155.836	154.239
Ice cream mixes and related products.....	02	3505	06/02	173.536	172.974	171.008	170.812	168.162
Ice cream mixes and related products.....	02	350502	06/02	173.536	172.974	171.008	170.812	168.162
Processed fruits and vegetables.....	02	4		260.436	264.802	265.407	269.519	272.183
Canned fruits and juices.....	02	41		270.186	272.598	272.743	283.690	284.355
Canned fruits, excluding baby foods.....	02	4101		292.871	293.612	294.045	300.615	302.002
Canned fruits, excluding baby foods.....	02	410105	12/87	257.985	258.638	259.019	264.806	266.028
Canned and fresh fruit juices, nectars, and concentrates.....	02	4102		263.462	266.730	266.736	280.503	280.761
Canned and fresh fruit juices, nectars, and concentrates.....	02	410239	12/87	216.880	219.570	219.575	230.907	231.119
Frozen fruits, juices and ades.....	02	42		229.099	240.025	239.980	238.165	245.081
Frozen fruits.....	02	4202		300.844	295.671	295.566	291.117	291.646
Frozen fruits.....	02	420209	12/90	283.940	279.057	278.958	274.759	275.259
Canned vegetables and juices.....	02	44		234.630	240.491	241.756	240.351	240.658
Canned vegetables and juices.....	02	4401		234.630	240.491	241.756	240.351	240.658
Canned vegetables.....	02	440102	12/87	267.269	272.748	275.150	271.364	270.766
Canned catsup and other tomato based sauces.....	02	440127	12/87	202.044	207.064	208.003	208.025	208.877
Frozen vegetables.....	02	45		274.267	280.079	280.234	282.968	291.053
Frozen potato products (French-fried, patties, puffs, etc.).....	02	4502	12/90	271.568	279.614	279.614	284.667	298.282
Frozen potato products (French-fried, patties, puffs, etc.).....	02	450202		342.025	352.159	352.159	358.523	375.670
Frozen vegetables, other than potato products.....	02	4505	12/90	192.240	194.012	194.275	194.181	195.040
Frozen vegetables, other than potato products.....	02	450509	06/97	188.793	190.533	190.791	190.699	191.543
Dried and dehydrated food.....	02	48	12/03	202.514	201.437	202.070	211.218	211.336
Dried and dehydrated food.....	02	4801	12/03	202.514	201.437	202.070	211.218	211.336
Dried and dehydrated food.....	02	480101	12/03	202.514	201.437	202.070	211.218	211.336
Soup mixes (including dried/dehydrated/freeze-dried) and bouillon....	02	48010101	12/11	128.698	124.716	124.716	130.908	130.908
Dried and dehydrated fruits and vegetables, including freeze-dried. ...	02	48010102	12/11	135.274	136.398	137.056	139.673	139.784
Sugar and confectionery.....	02	5		253.687	252.629	252.005	251.909	260.123
Raw cane sugar and sugar cane mill products and byproducts.....	02	52		213.595	214.338	216.729	223.720	226.551
Raw cane sugar and sugarcane mill products and byproducts.....	02	5201		213.595	214.338	216.729	223.720	226.551
Raw cane sugar and sugarcane mill products and byproducts.....	02	520106	12/03	197.163	197.848	200.056	206.509	209.122
Refined sugar products and byproducts.....	02	53		214.847	214.159	215.778	216.848	222.086
Refined sugar products and byproducts.....	02	5307	12/02	178.886	178.313	179.660	180.551	184.913
Refined granulated cane sugar and byproducts.....	02	530701	12/02	197.423	199.510	201.115	202.322	206.097
Beet sugar.....	02	530702	12/02	165.350	162.853	164.013	164.648	169.577
Confectionery materials.....	02	54		225.781	218.645	216.839	221.957	244.179
Confectionery materials.....	02	5401		225.781	218.645	216.839	221.957	244.179

See footnotes at end of table.

Table 9. Producer price indexes for commodity and service groupings and individual items, not seasonally adjusted — Continued

[February 2023, Index base 1982=100, unless otherwise indicated]

Title	Commodity code		Other index base	Unadjusted index ¹				
	Group code	Item code		Oct. 2022	Nov. 2022 ^P	Dec. 2022 ^P	Jan. 2023 ^P	Feb. 2023 ^P
Corn sweeteners, made by wet milling.	02	540107	06/85	245.176	232.021	228.720	236.767	277.405
Chocolate coatings, made from cacao beans.	02	540108	06/83	207.603	209.882	210.472	208.914	205.154
Other chocolate and cocoa products, made from cacao beans.	02	540109	06/83	289.164	296.368	298.040	300.480	295.754
Confectionery end products.	02	55		300.861	302.358	301.125	297.963	303.370
Candy and nuts.	02	5503	06/83	270.964	272.397	271.216	268.166	270.880
Chocolate and chocolate-type confectionery products.	02	550301	06/83	268.785	272.159	270.672	270.782	276.900
Chocolate/chocolate-type confectionery prods, cacao beans.	02	5503011	12/11	125.541	125.541	125.541	125.541	130.755
Chocolate/confectionery products, made from purchased chocolate, not retailed.	02	5503014	12/11	116.543	118.345	117.540	117.597	119.847
Nonchocolate-type confectioneries.	02	550302	06/83	265.922	268.381	270.255	271.536	274.066
Nonchocolate-type confectioneries.	02	5503023	12/11	126.616	127.656	128.563	—	—
Nuts and seeds (salted, roasted, cooked or blanched).	02	550304	06/91	196.325	194.747	191.860	184.346	183.528
Nuts (salted, roasted, cooked, or blanched), sold in bulk.	02	5503041	06/08	120.188	118.792	114.676	109.756	109.574
Canned nuts (salted, roasted, cooked, or blanched).	02	5503042	06/08	135.377	135.487	134.133	133.113	129.219
All other packaged nuts, including all types of seeds (salted, roasted, cooked, or blanched).	02	5503043	06/08	176.981	175.067	174.866	174.579	169.329
Other confectionery-type products.	02	550305	06/91	212.379	212.379	220.790	220.790	220.790
Beverages and beverage materials.	02	6		242.296	243.911	243.064	250.981	250.012
Alcoholic beverages.	02	61		213.833	216.118	216.644	217.379	218.044
Malt beverages.	02	6101		228.973	229.314	228.569	230.068	231.046
Bottled beer and ale.	02	610101		200.299	199.627	199.390	201.878	201.878
Canned beer and ale.	02	610103		238.620	239.844	238.568	240.144	241.309
Beer and ale in barrels and kegs.	02	610105	06/82	311.425	311.853	311.683	312.830	314.572
All other malt beverages and brewing products.	02	610108	12/03	109.159	109.174	109.137	109.718	110.409
Distilled and bottled liquor, excluding brandy.	02	6102		195.770	195.195	198.752	198.752	198.752
Distilled liquor, excluding brandy.	02	610202	12/11	102.812	102.782	106.818	106.818	106.818
Distilled whiskey, all other distilled liquor, excluding brandy.	02	6102022	12/11	122.975	123.167	123.167	123.167	123.167
Bottled liquor, excluding brandy.	02	610204	12/11	103.929	103.388	103.388	103.388	103.388
Bottled whiskey.	02	6102041	06/12	101.922	101.922	101.922	101.922	101.922
Bottled gin, vodka, rum, cordials, cocktails, and similar compounds.	02	6102042	06/12	104.383	103.205	103.205	103.205	103.205
Wines, brandy, and brandy spirits.	02	6104	12/83	196.242	204.095	204.095	204.352	205.014
Wines, brandy, and brandy spirits.	02	610441	06/06	125.156	130.164	130.164	130.328	130.750
Wines, white, red & rose grape, and other fruit, 14 percent or less alcohol.	02	6104411	12/11	114.621	114.622	114.622	114.648	115.011
Wines, white grape, 14 percent or less alcohol content.	02	61044111	12/11	115.351	115.351	115.351	115.100	115.697
Wines, red grape, 14 percent or less alcohol content.	02	61044112	12/11	111.275	111.277	111.277	111.551	111.722
Wines, rose grape & other fruits & berries, 14 percent or less alcohol.	02	61044113	12/11	142.935	142.935	142.935	143.484	142.937
Wines, dessert, effervescent, and wine coolers.	02	6104412	12/11	119.697	121.012	121.012	123.244	123.291
Other wines, brandy, and brandy spirits.	02	6104413	12/11	125.207	148.357	148.357	148.934	149.805
Soft drinks.	02	62		268.594	269.477	266.196	286.331	281.917
Soft drinks, non-carbonated and bottled water.	02	6206		237.140	237.649	230.677	259.322	245.084
Bottled water, non-carb, processed or pasteurized.	02	620608	12/03	113.487	113.721	115.072	116.362	116.962
Soft drinks, non-carbonated.	02	620609		259.939	260.509	247.871	294.598	269.849
Soft drinks, non-carbonated, all other types.	02	6206093	12/07	124.674	125.664	125.637	130.319	130.382
Soft drinks, non-carbonated, fruit drinks, cocktails, ades.	02	6206094	12/11	143.705	143.285	130.119	166.138	145.523
Soft drinks, bottle/can, carbonated, all types.	02	6210	12/11	154.640	155.284	155.461	161.714	164.257
Soft drinks, bottle/can, carbonated, all types.	02	621001	12/11	154.640	155.284	155.461	161.714	164.257
Packaged beverage materials.	02	63		232.308	233.729	234.462	234.344	235.347
Coffee (whole bean, ground, & instant).	02	6301		239.029	240.611	241.553	241.080	241.080
Coffee, concentrated, including coffee substitutes.	02	630103		196.130	196.130	196.130	196.130	196.130
Roasted coffee.	02	630104	06/88	210.568	212.059	212.948	212.518	212.518
Tea in consumer packages, exc. canned ice tea.	02	6303		189.668	190.084	189.528	192.134	200.899
Tea in consumer packages, exc. canned ice tea.	02	630313	12/85	160.830	161.183	160.711	162.921	170.353
Other beverage materials.	02	64		314.097	314.060	315.158	323.144	326.453
Other beverage materials.	02	6401		314.097	314.060	315.158	323.144	326.453
Malt and malt byproducts.	02	640101		153.705	153.615	153.695	154.641	166.607
Liquid beverage bases, excluding use by soft drink bottlers.	02	640109	12/85	306.727	306.727	312.325	313.173	313.173
Fats and oils.	02	7		424.196	434.697	419.822	420.574	395.375
Shortening, cooking oil, and margarine.	02	78		403.123	414.582	397.273	388.339	380.810
Shortening, cooking oil, and margarine.	02	7801		403.123	414.582	397.273	388.339	380.810
Margarine, butter blends, and butter substitutes.	02	780109		421.367	419.846	418.690	423.385	—
Shortening and cooking oils.	02	780115	12/11	133.296	137.573	131.237	127.388	124.395
Other oilseed processing.	02	7A	12/04	389.994	388.416	384.810	387.983	351.763
Other oilseed processing.	02	7A01	12/04	389.994	388.416	384.810	387.983	351.763
Cotton linters.	02	7A0104	12/11	66.916	67.012	67.269	67.226	66.610
Cottonseed cake, meal, hulls, and other byproducts.	02	7A0105	12/11	135.546	135.139	128.744	129.206	126.657

See footnotes at end of table.

Table 9. Producer price indexes for commodity and service groupings and individual items, not seasonally adjusted — Continued

[February 2023, Index base 1982=100, unless otherwise indicated]

Title	Commodity code		Other index base	Unadjusted index ¹				
	Group code	Item code		Oct. 2022	Nov. 2022 ^P	Dec. 2022 ^P	Jan. 2023 ^P	Feb. 2023 ^P
Cottonseed cake and meal.....	02	7A01051	12/11	149.249	148.055	137.753	138.738	136.793
Other crude and refined vegetable oils and other vegetable mill products.....	02	7A0106	12/11	198.486	195.452	196.057	195.088	195.147
Other crude vegetable oils, including linseed, peanut, sunflower, safflower, etc.....	02	7A01061	12/11	242.837	240.740	242.319	239.573	239.716
Other vegetable oil mill products, including all oil seed cake and meal.....	02	7A01063	12/11	119.280	116.045	114.931	115.018	115.018
Corn oil, crude and refined.....	02	7B	01/16	239.011	249.074	241.797	255.303	238.373
Corn oil, made by wet milling.....	02	7B01	01/16	239.011	249.074	241.797	255.303	238.373
Corn oil, made by wet milling.....	02	7B0101	01/16	239.011	249.074	241.797	255.303	238.373
Miscellaneous processed foods.....	02	8		290.904	293.407	296.784	296.432	289.651
Canned jams, jellies, and preserves.....	02	81		239.249	239.320	239.127	242.890	243.148
Canned jams, jellies, and preserves.....	02	8101		239.249	239.320	239.127	242.890	243.148
Canned jams, jellies, and preserves.....	02	810102	12/87	211.756	211.819	211.648	214.978	215.207
Pickles and other pickled products, including horseradish.....	02	82		309.503	311.339	311.310	311.310	311.852
Pickles and other pickled products.....	02	8201		309.503	311.339	311.310	311.310	311.852
Pickles and other pickled products, including horseradish.....	02	820106	12/86	276.629	278.269	278.244	278.244	278.728
Specialty canning.....	02	84		320.507	321.219	322.355	325.821	326.304
Specialty canning.....	02	8401		320.507	321.219	322.355	325.821	326.304
Canned dry beans.....	02	840102	12/82	198.444	200.296	203.769	203.831	203.988
Canned soups and stews, excluding frozen and seafood.....	02	840104	12/82	445.861	446.560	446.560	446.560	447.525
Canned baby foods and other canned specialties/nationality foods.....	02	840105	06/08	146.169	145.580	145.763	152.520	152.520
Frozen specialty food.....	02	85		223.265	224.337	225.491	227.277	228.067
Frozen specialty food.....	02	8501		223.265	224.337	225.491	227.277	228.067
Frozen cakes, pies, and other pastries.....	02	850109	12/82	325.682	323.189	325.959	333.514	335.251
Frozen dinners (beef, pork, and poultry pies) and nationality foods, incl. frozen pizza.....	02	850111	12/82	179.891	181.814	182.696	183.593	184.218
Other frozen specialties, incl. all whipped topping, waffles, soups, etc., excluding seafood.....	02	850113	12/82	277.535	277.790	278.082	277.175	277.471
Prepared sauces, except tomato.....	02	86		230.304	231.416	231.416	231.416	232.084
Prepared sauces, excluding tomato-based sauces and sauces comprised of 20 percent or more meat.....	02	8601		230.304	231.416	231.416	231.416	232.084
Prepared sauces, excluding tomato-based sauces and sauces comprised of 20 percent or more meat.....	02	860103	12/86	191.003	191.925	191.925	191.925	192.480
Other miscellaneous processed foods.....	02	89		305.329	309.560	311.138	310.584	306.782
Other miscellaneous processed foods.....	02	8901		305.329	309.560	311.138	310.584	306.782
Mayonnaise, salad dressings, and sandwich spreads.....	02	890102	12/86	294.968	294.982	295.685	295.883	295.727
Dry mix food preparations.....	02	890148	06/91	157.370	157.370	158.372	158.372	158.691
Perishable non-frozen prepared food, including tortillas.....	02	890149	06/91	194.543	204.822	207.734	201.431	187.233
Perishable prepared foods.....	02	8901492	12/07	139.801	148.314	151.370	146.033	133.446
Flavoring extracts, emulsions, liquid flavors, and food colorings.....	02	890151	12/85	339.704	339.704	339.704	339.704	339.704
Other flavoring agents, except chocolate syrup.....	02	890154	12/00	162.288	160.606	161.072	168.093	168.164
Soft drink flavoring syrup, sold in bulk.....	02	89015411	12/11	144.621	144.621	144.621	155.095	155.095
Other flavoring agents (except chocolate syrups).....	02	89015412	12/11	127.914	127.914	127.914	131.968	132.110
Table salt (evaporated), pepper (white and black), and other spices.....	02	890156	06/91	279.755	279.725	278.784	280.288	279.999
Pepper and other spices in commercial sizes (1 lb or more).....	02	8901566	05/17	110.747	110.653	110.806	110.561	110.152
Peanut butter.....	02	890158	06/91	158.450	158.737	156.647	157.430	158.498
Ice.....	02	890161	12/85	269.848	272.834	287.360	287.360	292.737
Dairy product substitutes.....	02	890162	06/92	183.460	185.328	190.124	192.054	192.006
Dry, condensed, and evaporated dairy product substitutes.....	02	8901621	12/09	—	—	—	127.596	127.527
Liquid dairy product substitutes.....	02	8901622	12/09	119.336	117.240	124.547	126.910	126.910
Chips (potato, corn, etc.).....	02	890172	12/85	270.924	275.277	275.289	275.262	279.790
Potato chips and sticks, plain and flavored.....	02	8901721	12/07	149.757	152.342	152.342	152.342	155.316
Corn chips and related products.....	02	8901722	12/07	191.738	196.915	196.937	196.883	196.883
Other chips, sticks (hard pretzels, bacon rinds, popcorn (except candied), etc.).....	02	8901723	12/07	169.245	169.253	169.253	169.253	174.764
Vinegar and cider.....	02	890174	12/85	194.379	194.379	194.379	194.379	194.379
Other food preparations.....	02	890175	12/85	—	—	—	309.086	309.086
Prepared animal feeds.....	02	9		257.967	259.739	258.938	259.834	258.352
Soybean cake, meal, and other byproducts.....	02	92		150.182	152.260	152.083	155.549	158.281
Soybean cake, meal, and byproducts.....	02	9201		150.182	152.260	152.083	155.549	158.281
Soybean cake, meal, and byproducts.....	02	920112	12/04	183.184	185.719	185.503	189.730	193.064
Soybean cake and meal.....	02	9201121	12/09	100.536	99.164	100.440	102.692	105.359
Other soybean products, including isolates and concentrates.....	02	9201122	12/09	191.203	249.869	221.389	226.979	218.130
Formula feeds.....	02	93		295.795	294.611	293.259	294.256	294.744
Formula feeds.....	02	9301		295.795	294.611	293.259	294.256	294.744
Chicken and turkey feed, supplements, concentrates, and premixes.....	02	930102	12/86	298.742	296.405	295.088	295.938	298.516

See footnotes at end of table.

Table 9. Producer price indexes for commodity and service groupings and individual items, not seasonally adjusted — Continued
 [February 2023, Index base 1982=100, unless otherwise indicated]

Title	Commodity code		Other index base	Unadjusted index ¹				
	Group code	Item code		Oct. 2022	Nov. 2022 ^P	Dec. 2022 ^P	Jan. 2023 ^P	Feb. 2023 ^P
Dairy cattle feed, supplements, concentrates, and premixes.....	02	930110	12/11	140.573	140.877	143.597	144.453	142.454
Swine feed, supplements, concentrates, and premixes.....	02	930115	12/11	130.144	128.720	124.344	124.970	125.553
Beef cattle feed, supplements, concentrates, and premixes.....	02	930117	12/11	138.084	138.141	134.337	135.116	135.708
Poultry, exc. chicken and turkey, and livestock, exc. cattle and swine, feed.....	02	930118	12/86	360.966	361.646	362.330	360.824	360.167
Miscellaneous feedstuffs.....	02	94		341.555	345.746	344.816	344.260	338.557
Pet food.....	02	9402		334.302	338.761	339.069	339.710	340.145
Dog and cat food.....	02	940202	12/85	286.084	290.495	290.612	291.163	291.294
Dog food.....	02	9402021	12/10	147.458	149.269	149.352	149.709	149.798
Canned dog food.....	02	94020211	12/10	159.666	159.765	159.765	159.765	159.928
Dry and semi moist dog food.....	02	94020214	12/11	136.984	139.375	139.486	139.890	139.960
Cat food.....	02	9402022	12/10	146.617	150.118	150.118	150.217	150.230
Canned cat food.....	02	94020224	12/11	157.472	157.490	157.490	157.490	157.498
Dry and semi moist cat food.....	02	94020225	12/10	128.920	137.508	137.508	137.625	137.638
Pet (excluding dog and cat), laboratory, and fur animal feed.....	02	940203	12/85	283.507	282.310	283.788	284.312	287.786
Miscellaneous feedstuffs other than pet food.....	02	9403		338.669	342.246	339.355	337.692	326.399
Meat meal and meat and bone meal.....	02	940301		198.222	204.416	213.484	217.696	217.850
Wet process corn byproducts.....	02	940317	06/85	223.898	227.396	226.894	226.583	234.782
Other animal feeds, including fertilizer byproducts and feather.....	02	940325	12/97	225.573	220.228	221.952	219.588	226.915
Animal and marine feed and fertilizer byproducts, except meat and bone meal.....	02	9403252	06/09	113.371	107.611	110.620	107.374	115.406
Other prepared animal feeds, including feeding materials and adjuncts.....	02	9403253	06/09	138.568	138.570	137.339	137.568	138.518
Miscellaneous byproducts of slaughtering plants.....	02	940333	06/01	639.423	656.224	631.045	623.604	566.927
Distillers' dried grains (dark and light) and dried solubles.....	02	940334	12/22	—	—	100.000	101.831	—
Textile products and apparel.....	03	—		187.156	186.994	185.662	185.651	185.390
Synthetic fibers.....	03	1		165.207	164.946	162.940	166.122	165.584
Unprocessed filament yarns.....	03	15		171.187	170.915	168.837	172.134	171.577
Noncellulosic and cellulosic organic fibers.....	03	1504	05/22	105.553	105.386	104.104	106.137	105.794
Noncellulosic fibers.....	03	150401		156.071	155.824	153.929	157.868	158.128
Noncellulosic organic fibers.....	03	1504014	06/05	143.856	143.560	141.289	140.870	141.232
Polyester manufactured fibers.....	03	15040147	06/11	140.095	138.964	134.493	132.694	133.197
Other noncellulosic organic fibers, incl. polyamide, polyolefin, and producer-textured.....	03	15040149	06/11	128.384	128.376	127.037	127.377	127.621
Processed yarns and threads.....	03	2		194.691	191.828	186.279	180.528	180.205
Yarns.....	03	26		188.209	185.380	179.898	174.216	173.896
Spun cotton yarns.....	03	2601		176.593	172.430	163.359	154.625	152.629
Spun cotton yarns.....	03	260115	05/22	93.696	91.487	86.675	82.040	80.981
Spun synthetic yarns.....	03	2603		182.008	177.481	164.898	160.256	159.477
Spun synthetic yarns.....	03	260304	12/94	163.140	159.082	147.803	143.642	142.945
Rayon, acetate, and lyocell spun yarns.....	03	2603041	06/08	147.247	140.164	140.164	—	—
Textured and twisted yarns.....	03	2604	12/88	187.693	186.579	187.017	183.863	185.241
Textured and twisted yarns.....	03	260405	05/22	99.371	98.781	99.013	97.343	98.073
Other spun noncellulosic and natural fiber (excluding cotton and wool) yarns.....	03	2607	06/08	151.403	149.835	145.679	139.703	138.206
Other spun noncellulosic and natural fiber (excluding cotton and wool) yarns.....	03	260701	06/08	151.403	149.835	145.679	139.703	138.206
Greige fabrics.....	03	3		173.542	171.400	171.311	170.743	168.570
Greige broadwoven fabrics.....	03	37		170.775	170.244	170.098	170.272	169.295
Greige manmade, silk, and other natural fiber (exc cotton/wool) broadwoven fabrics.....	03	3703		167.734	167.541	167.896	169.050	168.500
Greige manmade, silk, and other natural fiber (exc cotton/wool) broadwoven fabrics.....	03	370304	12/94	147.389	147.220	147.531	148.546	148.063
Greige knit fabrics.....	03	38		197.627	197.098	197.098	197.372	197.051
Weft (circular) knit fabrics, greige goods (excluding hosiery).....	03	3803		177.319	177.319	177.319	177.319	177.319
Weft (circular) knit fabrics, greige goods (excluding hosiery).....	03	380301		177.319	177.319	177.319	177.319	177.319
Warp knit fabrics, greige goods (excluding hosiery).....	03	3804		226.861	225.352	225.352	225.910	225.257
Warp knit fabrics, greige goods (excluding hosiery).....	03	380401		226.861	225.352	225.352	225.910	225.257
Tire cord and tire fabric.....	03	39	06/84	167.012	161.215	161.215	158.288	152.080
Tire cord and tire fabrics.....	03	3901	06/84	167.012	161.215	161.215	158.288	152.080
Tire cord and tire fabrics.....	03	390101	06/84	167.012	161.215	161.215	158.288	152.080
Finished fabrics.....	03	4		204.039	204.826	203.750	204.050	205.137
Finished broadwoven fabrics.....	03	42		232.687	233.684	227.492	223.359	224.619
Finished cotton broadwoven fabrics.....	03	4201		203.517	208.050	211.725	217.205	220.645
Finished cotton broadwoven fabrics.....	03	420104	12/94	180.211	184.225	187.479	192.331	195.377
Finished manmade, silk, and other natural fiber (exc. cotton and wool) broadwoven fabrics.....	03	4203		250.696	250.290	239.686	229.866	229.964

See footnotes at end of table.

Table 9. Producer price indexes for commodity and service groupings and individual items, not seasonally adjusted — Continued

[February 2023, Index base 1982=100, unless otherwise indicated]

Title	Commodity code		Other index base	Unadjusted index ¹				
	Group code	Item code		Oct. 2022	Nov. 2022 ^P	Dec. 2022 ^P	Jan. 2023 ^P	Feb. 2023 ^P
Finished manmade, silk, and other natural fiber (exc. cotton and wool) broadwoven fabrics.	03	420306	12/94	206.398	206.064	197.333	189.248	189.330
Finished manmade, silk, & natural fiber (exc cotton/wool) broadwoven, finished in weaving mills.	03	4203061	06/10	122.996	123.144	123.418	123.578	123.724
Finished manmade fiber, silk and other natural fiber broadwoven fabrics, finishing mill.	03	4203062	06/10	205.418	204.787	191.406	179.219	179.219
Woven and braided narrow fabrics.	03	44		257.571	257.416	259.293	265.773	264.895
Woven and braided narrow fabrics.	03	4402	06/84	257.572	257.417	259.293	265.773	264.896
Woven narrow fabrics (12 inches or less in width).	03	440204	12/89	217.082	216.880	219.383	226.055	226.055
Braided narrow fabrics (12 inches or less in width).	03	440205	12/08	228.140	228.131	228.131	227.148	222.204
Nonwoven fabrics and felts.	03	45		208.321	208.410	208.068	208.829	211.011
Nonwoven fabrics and felts.	03	4503		208.321	208.410	208.068	208.829	211.011
Nonwoven fabrics.	03	450321		207.140	207.085	206.788	207.625	209.769
Pressed, punched, or needled felts, excluding hats.	03	450333	12/01	139.401	141.357	140.544	140.184	141.924
Coated fabrics, not rubberized.	03	46	06/85	253.720	254.207	253.663	255.709	258.896
Coated fabrics, not rubberized.	03	4601	06/85	253.720	254.207	253.663	255.709	258.896
Vinyl coated fabrics, including expanded vinyl coated.	03	460102	06/85	247.447	246.334	246.322	246.846	245.792
Coated or laminated fabrics and coated yarns, incl. impregnated fabrics.	03	460103	06/85	260.235	261.316	260.569	263.279	268.283
Screen printed textile materials, embroideries, and lace goods.	03	47	06/85	217.501	219.803	219.786	220.354	220.381
Screen printed textile and apparel materials and embroideries.	03	4701	06/85	217.758	220.077	220.059	220.631	220.658
Embroideries (excluding Schiffl machine products) and embroidery contractors.	03	470103	12/11	127.492	128.190	128.219	128.952	129.038
Screen printing on garments, apparel accessories, and other fabric articles, excluding labels.	03	470108	12/85	218.106	220.737	220.704	221.124	221.124
Knit fabrics, finished in knitting mills.	03	48	12/03	168.039	168.009	169.113	171.022	171.161
Weft (circular) knit fabrics, knit and finished in the same establishment (excluding hosiery).	03	4801	12/03	198.589	198.602	198.687	198.687	198.552
Weft (circular) knit fabrics, knit and finished in the same establishment (excluding hosiery).	03	480101	12/03	198.589	198.602	198.687	198.687	198.552
Warp knit goods, knit and finished in the same establishment.	03	4802	12/03	143.703	143.642	145.447	149.096	149.483
Warp knit goods, knit and finished in the same establishment.	03	480201	12/03	143.703	143.642	145.447	149.096	149.483
Warp knit fabrics, knit and finished in same establishment.	03	4802011	06/08	159.976	159.976	162.004	166.149	166.580
Apparel & other fabricated textile prods.	03	8		174.351	174.961	175.078	176.406	176.443
Apparel.	03	81		155.563	155.746	155.757	156.460	156.576
Miscellaneous apparel and accessories.	03	8104	12/83	219.166	219.405	219.505	223.280	223.397
Men's and boys' fabric, straw, and felt hats, made from purchased materials.	03	810414	12/09	168.253	168.253	168.253	168.253	168.253
Hat bodies and fabric caps, made from purchased materials.	03	810416	12/09	177.929	177.929	177.929	183.434	183.434
Gloves and mittens, made from purchased materials.	03	810424	12/11	144.016	144.016	144.016	146.705	146.705
Leather and sheep-lined apparel, made from purchased materials.	03	810428	12/03	191.861	195.059	195.059	198.112	198.112
Apparel and accessories, n.e.c.	03	810441	12/85	184.917	185.003	185.124	189.094	189.249
Fabricated apparel accessories.	03	8104412	06/09	144.673	144.673	144.971	144.971	144.971
All other apparel accessories, made from purchased materials.	03	81044125	12/11	137.792	137.792	138.157	138.157	138.157
Women's, girls', and infants' cut and sew apparel.	03	8106	12/03	108.600	108.551	108.543	108.543	108.608
Women's and girls' blouses and shirts, made from purchased fabrics.	03	810603	12/22	-	-	100.000	100.000	100.000
Women's and girls' dresses, made from purchased fabrics.	03	810611	12/03	103.129	103.129	103.129	103.129	103.129
Women's and girls' lingerie and nightwear, made from purchased fabrics.	03	810647		-	-	-	160.365	160.365
Women's and girls' other outerwear, made from purchased fabrics.	03	810661	12/22	-	-	100.000	100.000	100.097
Men's and boys' cut and sew apparel.	03	8107	12/03	135.126	135.833	135.833	135.994	136.240
Men's and boys' pants, except work pants, made from purchased fabrics.	03	810703	12/22	-	-	100.000	100.000	100.000
Men's and boys' work clothing, made from purchased fabrics.	03	810713	12/22	-	-	100.000	100.000	100.790
Men's and boys' shirts, except work shirts, made from purchased fabrics.	03	810723	12/22	-	-	100.000	100.000	100.000
Men's and boys' suits, coats, and overcoats, made from purchased fabrics.	03	810735	12/13	119.486	119.486	119.486	119.486	119.486
Men's and boys' other outerwear, made from purchased fabrics.	03	810744	12/22	-	-	100.000	101.035	101.191
Men's and boys' nightwear, robes, and underwear, made from purchased fabrics.	03	810761	12/03	161.145	161.145	161.145	161.145	161.145
Apparel made in knitting mills.	03	8108	12/03	122.647	122.647	122.647	122.442	122.442
Knit outerwear, underwear, and nightwear, made in knitting mills.	03	810808	05/16	107.682	107.682	107.682	107.682	-
Hosiery and socks.	03	810831	05/20	106.953	106.953	106.953	106.715	106.715
Textile house furnishings.	03	82		182.308	182.308	182.308	182.422	182.422
Textile house furnishings.	03	8203	06/83	196.369	196.369	196.369	196.491	196.491
Curtains and draperies, made from purchased materials.	03	820304	12/05	150.908	150.908	150.908	150.908	150.908
Other textiles, including towels and bed textiles.	03	820312	06/05	145.836	145.836	145.836	145.960	145.960
Fabricated textile products, made in weaving mills.	03	8203121	06/11	104.564	104.566	104.566	105.524	105.524
Other household textile products.	03	8203122	06/11	131.252	131.252	131.252	131.252	131.252

See footnotes at end of table.

Table 9. Producer price indexes for commodity and service groupings and individual items, not seasonally adjusted — Continued
 [February 2023, Index base 1982=100, unless otherwise indicated]

Title	Commodity code		Other index base	Unadjusted index ¹				
	Group code	Item code		Oct. 2022	Nov. 2022 ^P	Dec. 2022 ^P	Jan. 2023 ^P	Feb. 2023 ^P
Bedspreads, made from purchased materials.....	03	82031221	12/11	139.542	139.542	139.542	139.542	139.542
Sheets and pillowcases, made from purchased materials.....	03	82031223	12/11	157.610	157.610	157.610	157.610	157.610
Other household furnishings, made from purchased materials.....	03	82031226	12/11	126.150	126.150	126.150	126.150	126.150
Industrial and other fabricated products.....	03	83		210.653	212.205	212.536	215.196	215.163
Industrial and other fabricated products.....	03	8303		209.830	211.376	211.705	214.354	214.321
Rope, cordage, and twine.....	03	830321	06/12	129.274	129.024	128.458	134.470	134.134
All other textile bags.....	03	830334	06/10	145.591	145.821	145.716	153.017	—
Canvas and related products.....	03	830345	06/03	179.971	179.971	180.660	180.660	180.664
All other fabricated textile products, excluding trimming and findings....	03	830351	12/85	162.630	165.024	165.358	167.790	167.790
All other miscellaneous fabricated textile products.....	03	8303516	09/18	119.224	121.711	122.058	124.800	124.800
Trimming and findings, excluding automobile and apparel.....	03	830361	12/06	195.240	195.240	182.490	195.257	195.257
Miscellaneous textile products/services.....	03	9	06/85	214.015	213.340	212.850	205.678	200.477
Miscellaneous textile products/services.....	03	94	09/18	146.239	145.778	145.443	140.542	136.989
Miscellaneous textile products/services.....	03	9401	09/18	146.239	145.778	145.443	140.542	136.989
Textile and fabric finishing, except broadwoven.....	03	940103	12/01	185.381	184.852	183.795	176.475	165.560
Hides, skins, leather, and related products.....	04	—		179.670	176.665	176.307	177.933	178.099
Hides and skins, incl. cattle.....	04	1		121.140	111.676	111.627	110.763	110.600
Hides and skins, incl. cattle.....	04	19	06/01	55.460	51.128	51.105	50.709	50.635
Hides, skins, and pelts, made in slaughtering plants.....	04	1901	06/01	55.460	51.128	51.105	50.709	50.635
Hides, skins, and pelts, made in slaughtering plants.....	04	190108	06/01	55.460	51.128	51.105	50.709	50.635
Leather.....	04	2		202.694	200.750	198.324	200.774	199.122
Finished and unfinished leather.....	04	27	12/97	111.117	110.052	108.722	110.065	109.159
Finished and unfinished leather.....	04	2701	12/97	111.117	110.052	108.722	110.065	109.159
Finished and unfinished leather.....	04	270102	12/03	92.691	91.802	90.693	91.813	91.058
Footwear.....	04	3		247.426	248.142	248.142	248.142	250.478
Men's nonathletic footwear.....	04	31		287.317	288.476	288.476	288.476	292.841
Men's footwear (size 6 and larger), excluding athletic.....	04	3105	12/93	200.366	201.174	201.174	201.174	204.219
Men's footwear (size 6 and larger), excluding athletic.....	04	310501	12/93	200.518	201.326	201.326	201.326	204.373
Women's nonathletic footwear.....	04	32		192.023	192.131	192.131	192.131	192.136
Women's footwear (size 4 and larger), excluding athletic.....	04	3205	12/93	150.129	150.213	150.213	150.213	150.217
Women's footwear (size 4 and larger), excluding athletic.....	04	320501	12/93	150.047	150.131	150.131	150.131	150.135
Other footwear including slippers.....	04	39	12/02	172.660	172.660	172.660	172.660	172.660
Other footwear, excluding rubber and plastic soled footwear.....	04	3901	12/02	172.660	172.660	172.660	172.660	172.660
Other footwear, excluding rubber and plastic soled footwear.....	04	390104	12/11	153.462	153.462	153.462	153.462	153.462
Other leather and related products.....	04	4		211.955	212.124	212.276	217.585	217.635
Luggage and small leather goods.....	04	41		190.268	190.268	190.295	195.282	195.366
Luggage and small leather goods.....	04	4101		190.268	190.268	190.295	195.282	195.366
Luggage (including suitcases, travel bags, backpacks, and other types).....	04	410112	12/84	143.184	143.184	143.184	150.672	150.672
Women's and children's handbags and purses.....	04	410128	06/82	196.103	196.103	196.171	196.171	196.367
Personal leather goods (excluding women's handbags and purses).....	04	410132	06/82	200.187	200.187	200.187	200.625	200.625
Leather and leather-like goods, n.e.c.....	04	45	06/85	224.444	224.838	225.153	230.472	230.472
Leather and leather-like goods, n.e.c.....	04	4501	06/85	224.444	224.838	225.153	230.472	230.472
All other leather goods.....	04	450101	06/85	248.890	249.380	249.774	256.271	256.271
Boot and shoe cut stock and findings.....	04	4501011	12/11	118.639	118.639	118.639	118.639	118.639
All other miscellaneous leather goods.....	04	4501014	12/11	151.163	151.521	151.807	156.252	156.252
Leather belts, made from purchased materials.....	04	450111	06/85	176.090	176.104	176.104	176.127	176.127
Fuels and related products and power.....	05	—		275.243	263.537	242.790	248.977	244.146
Coal.....	05	1		308.819	303.957	281.087	281.496	286.551
Coal.....	05	13		308.819	303.957	281.087	281.496	286.551
Coal.....	05	1301		308.819	303.957	281.087	281.496	286.551
Unprepared bituminous coal and lignite (utility sold).....	05	130101		179.265	178.968	178.484	182.820	182.286
Unprepared bituminous coal and lignite from surface mine (utility sold).....	05	1301011	06/08	153.427	153.173	152.758	156.655	158.484
Unprepared bituminous coal and lignite from underground mine (utility sold).....	05	1301012	12/22	—	—	100.000	102.258	99.841
Prepared bituminous coal and lignite (utility sold).....	05	130102	12/01	347.489	341.217	311.437	310.990	315.331
Prepared bituminous coal & lignite, from surface mine (utility sold)....	05	1301021	06/08	169.590	171.161	162.523	158.845	160.813
Prepared bituminous coal & lignite, from underground mine (utility sold).....	05	1301022	06/08	215.854	216.093	184.546	186.329	189.078
Coal exports.....	05	130103	12/22	—	—	100.000	99.533	108.711
Coal non-utility sold (including anthracite).....	05	130104	12/86	357.037	357.037	357.037	356.981	346.926
Gas fuels.....	05	3		221.247	197.737	244.079	191.703	133.998

See footnotes at end of table.

Table 9. Producer price indexes for commodity and service groupings and individual items, not seasonally adjusted — Continued

[February 2023, Index base 1982=100, unless otherwise indicated]

Title	Commodity code		Other index base	Unadjusted index ¹				
	Group code	Item code		Oct. 2022	Nov. 2022 ^P	Dec. 2022 ^P	Jan. 2023 ^P	Feb. 2023 ^P
Natural gas.....	05	31		203.859	178.276	233.027	171.965	100.820
Natural gas.....	05	3101		203.859	178.276	233.027	171.965	100.820
Natural gas.....	05	310105	06/96	258.373	225.948	295.341	217.950	127.780
Natural gas from the wellhead.....	05	3101051	06/09	144.194	124.500	160.619	104.340	68.097
Natural gas from processing facilities.....	05	3101052	06/09	141.781	134.936	190.880	235.688	91.908
Liquefied petroleum gas.....	05	32		203.582	205.567	175.638	168.422	171.142
Liquefied petroleum gas.....	05	3201		203.582	205.567	175.638	168.422	171.142
Isopentane and natural gasoline.....	05	320102	06/09	102.233	96.931	90.252	103.661	99.754
Propane.....	05	320104		186.134	183.200	142.319	168.946	174.479
Butane.....	05	320105		141.917	143.555	132.630	158.908	181.532
Plant condensate, ethane, gas mixtures, and other natural gas liquids.....	05	320108	06/09	72.026	74.665	63.341	54.016	54.110
Electric power.....	05	4		255.461	248.322	250.597	263.232	260.948
Residential electric power.....	05	41	12/90	215.497	212.355	213.274	220.445	221.290
Residential electric power.....	05	4121	12/90	215.497	212.355	213.274	220.445	221.290
Residential electric power.....	05	412101	12/90	215.497	212.355	213.274	220.445	221.290
Residential electric power, New England.....	05	4121011	12/07	188.028	188.028	190.075	217.157	217.157
Residential electric power, Middle Atlantic.....	05	4121012	12/07	145.610	140.758	143.603	144.597	144.824
Residential electric power, East North Central.....	05	4121013	12/07	148.495	148.924	152.720	159.842	159.802
Residential electric power, West North Central.....	05	4121014	12/07	150.785	143.300	137.612	138.376	137.255
Residential electric power, South Atlantic.....	05	4121015	12/07	141.552	139.962	140.967	143.772	145.469
Residential electric power, East South Central.....	05	4121016	12/07	150.707	149.424	150.944	157.026	161.782
Residential electric power, West South Central.....	05	4121017	12/07	149.883	146.624	144.550	146.628	146.047
Residential electric power, Mountain.....	05	4121018	12/07	129.841	126.129	126.186	128.289	128.289
Residential electric power, Pacific.....	05	4121019	12/07	208.054	208.020	208.009	219.450	219.416
Commercial electric power.....	05	42	12/90	243.130	233.670	235.711	248.061	245.854
Commercial electric power.....	05	4221	12/90	212.804	204.524	206.311	217.121	215.189
Commercial electric power.....	05	422101	12/90	212.804	204.524	206.311	217.121	215.189
Commercial electric power, New England.....	05	4221011	12/07	180.997	180.997	183.196	206.073	206.073
Commercial electric power, Middle Atlantic.....	05	4221012	12/07	150.359	140.875	147.688	153.566	146.707
Commercial electric power, East North Central.....	05	4221013	12/07	134.370	133.786	136.911	147.059	142.577
Commercial electric power, West North Central.....	05	4221014	12/07	152.602	144.852	137.002	139.271	137.550
Commercial electric power, South Atlantic.....	05	4221015	12/07	120.861	120.685	121.533	125.600	126.363
Commercial electric power, East South Central.....	05	4221016	12/07	143.625	140.352	143.974	147.934	151.898
Commercial electric power, West South Central.....	05	4221017	12/07	145.584	139.554	135.776	140.205	139.772
Commercial electric power, Mountain.....	05	4221018	12/07	133.075	130.433	130.490	133.882	133.882
Commercial electric power, Pacific.....	05	4221019	12/07	191.364	174.281	174.258	189.380	189.311
Industrial electric power.....	05	43	12/90	285.166	273.942	280.039	305.732	293.344
Industrial electric power.....	05	4321	12/90	239.782	230.344	235.471	257.075	246.659
Industrial electric power.....	05	432101	12/90	239.782	230.344	235.471	257.075	246.659
Industrial electric power, New England.....	05	4321011	12/07	179.990	206.988	272.218	250.755	246.566
Industrial electric power, Middle Atlantic.....	05	4321012	12/07	175.949	168.002	160.008	166.679	165.487
Industrial electric power, East North Central.....	05	4321013	12/07	152.849	153.329	154.902	169.153	164.443
Industrial electric power, West North Central.....	05	4321014	12/07	160.330	148.779	148.754	153.274	144.965
Industrial electric power, South Atlantic.....	05	4321015	12/07	117.036	116.614	116.893	118.749	119.286
Industrial electric power, East South Central.....	05	4321016	12/07	138.310	135.751	138.782	142.782	154.762
Industrial electric power, West South Central.....	05	4321017	12/07	129.138	129.849	126.963	129.568	128.781
Industrial electric power, Mountain.....	05	4321018	12/07	214.859	166.575	172.184	274.457	198.695
Industrial electric power, Pacific.....	05	4321019	12/07	200.413	180.597	180.550	196.958	196.816
Transportation electric power.....	05	46	12/10	119.631	119.011	119.386	126.192	126.247
Transportation electric power.....	05	4621	12/10	119.631	119.011	119.386	126.192	126.247
Transportation electric power.....	05	462111	12/10	119.631	119.011	119.386	126.192	126.247
Utility natural gas.....	05	5	12/90	310.472	301.828	313.250	337.430	310.035
Residential natural gas.....	05	51	12/90	308.018	303.487	310.531	346.699	310.323
Residential natural gas.....	05	5121	12/90	308.018	303.487	310.531	346.699	310.323
Residential natural gas.....	05	512101	12/90	308.018	303.487	310.531	346.699	310.323
Residential natural gas, New England.....	05	5121011	06/12	172.642	188.242	186.111	185.380	181.889
Residential natural gas, Middle Atlantic.....	05	5121012	06/12	153.136	152.918	154.312	160.859	160.107
Residential natural gas, East North Central.....	05	5121013	06/12	181.533	175.988	176.046	172.536	163.027
Residential natural gas, West North Central.....	05	5121014	06/12	161.466	153.961	172.514	173.691	165.358
Residential natural gas, South Atlantic.....	05	5121015	06/12	156.819	147.803	146.191	150.560	142.419
Residential natural gas, East South Central.....	05	5121016	06/12	141.471	132.549	125.444	124.628	123.556
Residential natural gas, West South Central.....	05	5121017	06/12	224.976	219.045	222.872	223.862	216.609
Residential natural gas, Mountain.....	05	5121018	06/12	197.166	196.854	196.606	205.491	206.435
Residential natural gas, Pacific.....	05	5121019	06/12	173.526	175.617	194.316	323.393	210.647
Commercial natural gas.....	05	52	12/90	317.999	312.225	323.842	365.629	317.550
Commercial natural gas.....	05	5221	12/90	317.999	312.225	323.842	365.629	317.550

See footnotes at end of table.

Table 9. Producer price indexes for commodity and service groupings and individual items, not seasonally adjusted — Continued
 [February 2023, Index base 1982=100, unless otherwise indicated]

Title	Commodity code		Other index base	Unadjusted index ¹				
	Group code	Item code		Oct. 2022	Nov. 2022 ^p	Dec. 2022 ^p	Jan. 2023 ^p	Feb. 2023 ^p
Commercial natural gas.....	05	522101	12/90	317.999	312.225	323.842	365.629	317.550
Commercial natural gas, New England.....	05	5221011	06/12	183.832	201.624	196.944	196.745	186.924
Commercial natural gas, Middle Atlantic.....	05	5221012	06/12	142.963	142.208	146.884	144.973	143.854
Commercial natural gas, East North Central.....	05	5221013	06/12	194.929	190.816	189.438	183.608	172.809
Commercial natural gas, West North Central.....	05	5221014	06/12	177.008	167.215	191.119	189.176	182.097
Commercial natural gas, South Atlantic.....	05	5221015	06/12	160.084	145.463	147.220	148.210	137.385
Commercial natural gas, East South Central.....	05	5221016	06/12	165.054	151.764	146.678	141.140	139.278
Commercial natural gas, West South Central.....	05	5221017	06/12	256.683	239.959	241.360	244.092	237.867
Commercial natural gas, Mountain.....	05	5221018	06/12	213.670	213.342	213.178	223.555	223.713
Commercial natural gas, Pacific.....	05	5221019	06/12	199.239	210.763	246.953	473.072	276.898
Industrial natural gas.....	05	53	12/90	269.108	258.816	272.404	282.525	255.856
Industrial natural gas.....	05	5321	12/90	269.108	258.816	272.404	282.525	255.856
Industrial natural gas.....	05	532101	12/90	269.108	258.816	272.404	282.525	255.856
Industrial natural gas, New England.....	05	5321011	09/16	193.777	211.195	205.577	205.837	194.587
Industrial natural gas, Middle Atlantic.....	05	5321012	09/16	203.688	201.172	207.869	189.497	180.680
Industrial natural gas, East North Central.....	05	5321013	06/12	184.035	181.403	193.520	187.257	167.011
Industrial natural gas, West North Central.....	05	5321014	06/12	182.211	174.188	201.277	203.817	196.051
Industrial natural gas, South Atlantic.....	05	5321015	09/16	172.786	165.730	167.153	172.970	158.423
Industrial natural gas, East South Central.....	05	5321016	09/16	182.451	171.951	169.324	154.214	149.675
Industrial natural gas, West South Central.....	05	5321017	09/16	224.398	196.215	205.183	208.837	179.673
Industrial natural gas, Mountain.....	05	5321018	09/16	150.171	150.847	150.847	159.917	161.442
Industrial natural gas, Pacific.....	05	5321019	09/16	129.345	144.907	156.432	202.396	183.218
Natural gas to electric power.....	05	54	12/90	269.583	257.286	271.128	274.172	268.330
Natural gas to electric power.....	05	5421	12/90	269.583	257.286	271.128	274.172	268.330
Natural gas to electric power.....	05	542101	12/90	269.583	257.286	271.128	274.172	268.330
Crude petroleum (domestic production).....	05	6		247.665	241.614	209.831	207.154	222.316
Crude petroleum (domestic production).....	05	61		247.665	241.614	209.831	207.154	222.316
Crude petroleum (domestic production).....	05	6101		247.665	241.614	209.831	207.154	222.316
Crude petroleum (domestic production).....	05	610102	06/84	269.742	263.151	228.535	225.620	242.133
Petroleum products, refined.....	05	7		381.173	362.533	289.215	311.022	315.133
Gasoline.....	05	71		293.825	269.824	219.839	244.902	261.371
Unleaded premium gasoline.....	05	7103		324.231	308.715	244.336	269.018	283.345
Unleaded premium gasoline.....	05	710304	06/02	367.327	349.749	276.812	304.775	321.007
Unleaded regular gasoline.....	05	7104		286.475	261.251	214.196	239.676	256.515
Unleaded regular gasoline.....	05	710404	06/02	344.235	313.925	257.383	288.000	308.234
Unleaded mid-premium gasoline.....	05	7105	12/87	489.888	451.154	363.867	408.413	435.915
Unleaded mid-premium gasoline.....	05	710504	06/02	335.018	308.529	248.836	279.300	298.107
Kerosene and jet fuels.....	05	72		370.972	362.673	304.552	346.034	343.381
Kerosene.....	05	7202		399.779	391.884	308.717	331.081	319.970
Kerosene.....	05	720201		399.797	391.902	308.730	331.096	319.985
Jet fuel.....	05	7203		370.588	362.250	305.144	348.014	345.914
Jet fuel.....	05	720301		373.438	365.036	307.491	350.690	348.574
Light fuel oils.....	05	73		565.417	544.954	395.108	422.191	408.540
Home heating oil and distillates.....	05	7302		374.928	345.843	301.413	308.133	291.428
Home heating oil and distillates.....	05	730201		374.928	345.843	301.413	308.133	291.428
No. 2 diesel fuel.....	05	7303		605.641	585.306	419.191	449.169	435.248
No. 2 diesel fuel.....	05	730302	06/85	758.113	732.659	524.723	562.248	544.822
Residual fuels (heavy fuel oils, incl. #5, #6, & other residual fuels).....	05	74		198.057	211.467	204.483	174.481	164.961
Residual fuels (heavy fuel oils, incl. #5, #6, & other residual fuels).....	05	7407	06/85	290.948	310.647	300.387	256.315	242.330
Residual fuels (heavy fuel oils, incl. #5, #6, & other residual fuels).....	05	740703	06/02	257.142	274.553	265.485	226.534	214.173
Finished lubricants.....	05	76		613.213	615.169	614.939	612.093	613.574
Lubricating and similar oils.....	05	7604	06/85	589.938	591.972	591.733	588.438	582.210
Lubricating and similar oils not from petroleum refineries.....	05	760401	06/85	571.246	573.216	572.984	569.793	563.763
Lubricating oil base stocks.....	05	78	06/09	235.947	226.158	241.599	192.033	182.359
Lubricating oil base stocks.....	05	7801	06/09	235.947	226.158	241.599	192.033	182.359
Lubricating oil base stocks.....	05	780121	06/09	235.947	226.158	241.599	192.033	182.359
Asphalt and other petroleum and coal products, n.e.c.....	05	8	12/84	505.156	527.984	477.292	446.013	439.288
Asphalt and other petroleum and coal products, n.e.c.....	05	81	12/84	505.156	527.984	477.292	446.013	439.288
Asphalt.....	05	8102	06/85	332.137	308.041	191.574	208.736	216.427
Asphalt.....	05	810212	06/85	332.137	308.041	191.574	208.736	216.427
Other petroleum and coal products, including coke oven products, n.e.c.....	05	8103	12/84	1,003.667	1,125.041	1,185.930	1,076.039	1,048.081
Other petroleum and coal products, including coke oven products, n.e.c.....	05	810319	12/84	1,003.667	1,125.041	1,185.930	1,076.039	1,048.081
Other petroleum and coal products, made in coke oven establishments.....	05	8103191	06/09	198.955	197.216	196.626	196.882	194.910

See footnotes at end of table.

Table 9. Producer price indexes for commodity and service groupings and individual items, not seasonally adjusted — Continued
 [February 2023, Index base 1982=100, unless otherwise indicated]

Title	Commodity code		Other index base	Unadjusted index ¹				
	Group code	Item code		Oct. 2022	Nov. 2022 ^P	Dec. 2022 ^P	Jan. 2023 ^P	Feb. 2023 ^P
Chemicals and allied products.....	06	—		364.005	361.155	358.338	359.568	358.160
Industrial chemicals.....	06	1		341.677	337.469	333.694	332.825	325.408
Basic inorganic chemicals.....	06	13		394.217	389.312	389.354	397.978	400.857
Inorganic chemicals, other than alkalis and chlorine.....	06	1302		352.063	344.795	345.900	351.824	356.393
Aluminum compounds.....	06	130209	06/95	139.868	139.868	139.868	133.966	150.473
Inorganic acids, inc. hydrochloric, sulfuric acid, and other.....	06	13020T	12/08	153.137	121.448	119.120	119.242	118.568
Sulfuric acid.....	06	13020T1	06/87	297.574	208.812	205.684	205.122	205.122
Lime.....	06	130213		353.829	359.427	358.026	422.775	434.664
Potassium and sodium compounds, excluding bleaches, alkalis, and alum.....	06	130217	06/01	437.555	449.486	464.025	467.664	477.922
Rock salt.....	06	130271	12/84	419.333	419.603	419.603	420.170	420.170
Other inorganic chemicals, nec.....	06	130283	12/06	175.558	177.516	178.094	180.893	183.521
All other inorganic chemicals.....	06	1302833	12/08	121.392	122.128	122.763	125.322	128.217
Alkalis and chlorine, including natural sodium carbonate and sulfate.....	06	1303		586.145	586.985	584.043	603.556	600.259
Chlorine, sodium hydroxide, and other alkalis.....	06	130302	06/05	305.790	306.301	304.844	309.101	307.242
Sodium hydroxide (caustic soda).....	06	1303024	12/07	241.293	241.593	240.095	244.945	242.881
Other alkalis.....	06	1303028	12/11	181.884	182.326	181.919	182.161	181.973
Basic organic chemicals.....	06	14		334.517	330.405	326.015	323.242	313.693
Primary basic organic chemicals.....	06	1401		289.009	278.584	276.731	277.014	258.751
Aromatics.....	06	140197	06/01	240.241	253.656	229.761	227.808	237.653
Liquid refinery gases.....	06	140198	06/01	278.360	258.633	266.450	267.563	240.136
Cyclic intermediate chemicals and dyes.....	06	1402		301.060	300.654	300.436	298.878	302.148
Cyclic intermediate chemicals.....	06	140281	06/01	284.752	284.367	284.056	284.045	287.222
Synthetic organic dyes.....	06	140282	06/01	129.821	129.654	130.209	124.374	125.487
Other basic organics.....	06	1403		324.101	323.819	318.138	314.001	309.101
Ethanol (ethyl alcohol).....	06	140341		306.564	320.648	298.985	288.988	285.303
Other basic organics, n.e.c.....	06	140399	06/87	321.438	316.808	316.113	314.201	309.000
Fatty acids.....	06	1403991	12/07	255.623	256.931	246.759	245.939	235.242
Bulk pesticides and other bulk synthetic organic agricultural chemicals, excluding preparation.....	06	1403992	12/07	290.500	290.500	290.500	284.345	284.345
Industrial organic flavor oil mixtures and blends.....	06	1403993	12/08	400.071	400.071	400.071	400.109	402.070
Natural organic chemicals.....	06	1403995	12/08	146.637	147.626	145.110	144.230	150.414
Synthetic organic chemicals for use as flavor and perfume materials.....	06	1403997	12/07	133.143	133.143	133.143	132.128	132.128
Synthetic organic plasticizers.....	06	1403999	12/07	165.325	163.658	148.132	154.012	158.005
Other synthetic organic chemicals.....	06	140399A	12/07	111.069	108.516	109.107	107.521	107.557
Miscellaneous end use chemicals and chemical products, excluding urea.....	06	140399B	12/07	226.802	223.181	225.616	222.476	212.492
Miscellaneous cyclic and acyclic chemicals and chemical products, excluding fatty acid esters.....	06	140399C	12/07	148.854	145.551	143.813	145.291	145.291
Paints and allied products.....	06	2		405.153	407.998	409.384	411.344	410.854
Prepared paint.....	06	21		424.011	424.562	425.976	427.177	426.137
Architectural coatings.....	06	2101		506.400	506.379	508.893	509.063	509.117
Architectural coatings.....	06	210104	12/03	277.808	277.796	279.175	279.268	279.298
Exterior architectural coatings.....	06	2101041	12/12	182.102	182.083	184.475	184.647	184.702
Interior architectural coatings.....	06	2101042	12/12	153.739	153.739	153.739	153.739	153.739
OEM finishes excluding marine coatings.....	06	2102	06/83	266.347	267.195	267.987	268.879	270.026
OEM finishes excluding marine coatings.....	06	210201	06/83	266.347	267.195	267.987	268.879	270.026
Transportation finishes, except powdered and high-solids coatings.....	06	2102011	12/12	121.386	122.248	123.624	126.206	126.206
All other product finishes for original equipment manufacturers (OEM), excluding marine coating.....	06	2102012	12/12	148.436	148.701	148.701	148.492	149.300
Special purpose coatings, incl. marine, industrial & construction coatings.....	06	2103	06/83	553.089	554.008	554.425	559.084	550.788
Special purpose coatings, incl. marine, industrial & construction coatings.....	06	210301	06/83	553.089	554.008	554.425	559.084	550.788
Paint materials.....	06	22		337.163	346.430	347.965	352.760	353.897
Paint colors.....	06	2202		282.911	291.589	293.025	293.025	294.091
All other inorganic pigments, including TiO ₂ , chrome colors, and other white opaque pigments.....	06	22020N	09/21	126.171	129.698	129.698	129.698	130.238
Synthetic organic pigments, lakes, and toners.....	06	220298	06/87	185.917	193.624	198.312	198.312	198.312
Kaolin and ball clay.....	06	2204		248.904	248.904	248.904	282.657	282.657
Kaolin and ball clay.....	06	220407		285.364	285.364	285.364	324.060	324.060
Allied and miscellaneous paint products.....	06	23	06/83	428.672	428.721	428.384	428.670	428.670
Allied and miscellaneous paint products.....	06	2301	06/83	428.672	428.721	428.384	428.670	428.670
Allied and miscellaneous paint products.....	06	230104	12/03	242.669	242.697	242.506	242.668	242.668
Drugs and pharmaceuticals.....	06	3		646.126	646.298	644.202	657.208	660.447
Medicinal and botanical chemicals, drugs, and other products.....	06	31		184.521	185.265	184.962	185.657	184.961
Medicinal and botanical chemicals, drugs, and other products.....	06	3102	06/82	184.576	185.320	185.017	185.711	185.015

See footnotes at end of table.

Table 9. Producer price indexes for commodity and service groupings and individual items, not seasonally adjusted — Continued
 [February 2023, Index base 1982=100, unless otherwise indicated]

Title	Commodity code		Other index base	Unadjusted index ¹				
	Group code	Item code		Oct. 2022	Nov. 2022 ^P	Dec. 2022 ^P	Jan. 2023 ^P	Feb. 2023 ^P
Synthetic organic medicinal chemicals, medicinal & botanical drugs, & other products.....	06	310203	06/82	184.576	185.320	185.017	185.711	185.015
Biological products, including diagnostics.....	06	37		312.322	312.290	311.939	320.263	322.807
Biological products, excluding diagnostic, for veterinary, industrial, and all other misc. uses.....	06	3717	12/04	151.952	150.840	150.840	166.823	166.823
Biological products, excluding diagnostic, for veterinary, industrial, and all other misc. uses.....	06	371705	12/22	—	—	100.000	110.596	110.596
Diagnostics.....	06	3718	06/09	139.498	139.776	139.348	139.988	142.823
In-vitro diagnostic substances.....	06	371801		225.629	225.629	224.902	226.122	226.886
Biological products, excluding diagnostic, for human use.....	06	3719	06/09	152.312	152.311	152.312	154.078	154.078
Biological products, excluding diagnostic, for human use.....	06	371904	12/22	—	—	100.000	101.159	101.159
Pharmaceutical preparations.....	06	38	06/01	282.700	282.733	281.601	287.008	288.302
Pharmaceuticals affecting neoplasms, the endocrine system, & metabolic diseases.....	06	3801	06/01	310.766	310.766	310.764	313.742	313.950
Cancer therapy products.....	06	380102	12/09	114.886	114.886	114.886	117.003	117.123
Insulin/antidiabetes products.....	06	380103	12/09	307.839	307.839	307.839	315.576	315.576
Other neoplasms, endocrine system, and metabolic diseases.....	06	380104	12/09	175.002	175.002	175.002	176.325	176.465
Hormones and oral contraceptives.....	06	380105	12/09	225.193	225.193	225.187	226.573	226.573
Pharmaceuticals acting on the central nervous system and the sense organs.....	06	3802	06/01	328.273	328.273	328.273	337.826	342.508
Analgesics.....	06	380202	12/09	277.153	277.153	277.153	277.153	289.326
Analgesics, over-the-counter.....	06	380202OC	06/81	263.265	263.265	263.265	263.265	265.002
Analgesics, prescription.....	06	380202RX	06/81	2,381.186	2,381.186	2,381.186	2,381.186	2,494.492
Psychotherapeutics.....	06	380203	12/09	186.144	186.144	186.144	191.447	191.447
Antidepressants.....	06	3802031	12/09	185.322	185.322	185.322	190.235	190.235
Other psychotherapeutics, including tranquilizers.....	06	3802032	12/09	201.418	201.418	201.418	209.790	209.790
Anticonvulsants.....	06	380204	12/09	245.476	245.476	245.476	255.498	255.498
Other central nervous system and sense organs.....	06	380205	12/09	196.726	196.726	196.726	205.520	205.520
Pharmaceuticals acting on the cardiovascular system.....	06	3803	06/01	425.389	425.389	425.389	445.685	445.685
Other cardiovascular preparations.....	06	380305	12/09	319.406	319.406	319.406	331.559	331.559
Pharmaceuticals acting on the respiratory system.....	06	3804	06/01	232.371	232.371	226.285	229.690	229.774
Antihistamines and bronchodilators, including antiasthmatics.....	06	380402	12/07	163.432	163.432	163.432	167.583	167.685
Other respiratory preparations.....	06	380403	12/07	198.826	198.826	191.752	191.752	191.752
Other respiratory preparations, over-the-counter.....	06	380403OC	12/07	122.349	122.349	122.349	122.349	122.349
Other respiratory preparations, prescription.....	06	380403RX	12/07	220.107	220.107	211.053	211.053	—
Pharmaceuticals acting on the digestive or the genito-urinary systems.....	06	3805	06/01	201.636	201.707	201.707	202.155	202.155
Other digestive or genito-urinary preparations.....	06	380503	12/09	146.641	146.694	146.694	147.057	147.057
Other digestive or genito-urinary preparations, prescription.....	06	380503RX	06/01	221.161	221.252	221.252	221.939	221.939
Pharmaceuticals acting on the skin.....	06	3806	06/01	190.026	190.026	190.026	195.018	195.018
Other pharmaceutical preparations acting on the skin.....	06	380603	12/09	124.637	124.637	124.637	128.306	—
Anti-acne preparations.....	06	380606	12/09	111.726	111.726	111.726	111.796	111.796
Vitamin, nutrient, and hematinic preparations.....	06	3807	06/01	146.795	146.795	146.870	146.870	146.870
Multivitamins.....	06	380702	12/09	117.975	117.975	117.975	117.975	117.975
Other vitamins and nutrients.....	06	380703	12/09	136.013	136.013	136.135	136.135	136.135
Pharmaceuticals affecting parasitic and infective diseases.....	06	3808	06/01	272.954	273.298	273.298	275.218	275.218
Broad and medium spectrum antibiotics.....	06	380802	12/09	170.335	171.403	171.403	171.403	171.403
Systemic antivirals.....	06	380803	12/09	190.053	190.053	190.053	196.197	196.197
Other parasitic and infective diseases.....	06	380804	12/09	206.934	206.934	206.934	208.949	208.949
Fats and oils, inedible.....	06	4		390.546	413.546	384.156	376.155	355.273
Fats and oils, inedible.....	06	41		390.546	413.546	384.156	376.155	355.273
Fats and oils, inedible.....	06	4101		390.546	413.546	384.156	376.155	355.273
Soybean oil, processed for inedible purposes.....	06	410131	06/95	223.378	240.826	220.837	215.455	205.970
Crude soybean oil, degummed, made from soybeans crushed in the same establishment.....	06	4101311	12/07	93.870	96.585	95.905	94.349	94.018
Soybean oil, all other types.....	06	4101312	12/07	176.876	194.518	172.294	167.352	156.349
Lard, inedible tallow, and grease, except wool grease.....	06	410132	06/02	654.831	653.966	633.879	629.209	567.288
Agricultural chemicals and chemical products.....	06	5		363.717	369.306	358.035	354.484	345.424
Mixed fertilizers.....	06	51		286.372	286.955	287.899	290.814	285.663
Mixed fertilizers.....	06	5105	06/86	302.176	302.791	303.787	306.863	301.428
Mixed fertilizers.....	06	510501	06/86	302.176	302.791	303.787	306.863	301.428
Mixed fertilizers, made in plants which manufacture fertilizer materials.....	06	5105011	12/09	287.772	287.772	286.385	287.424	282.667
Mixed fertilizers, dry, mixing only.....	06	5105012	12/09	140.362	141.380	142.829	144.716	143.704
Mixed fertilizers, liquid, mixing only.....	06	5105013	12/09	159.376	156.875	156.501	158.901	148.438
Fertilizer materials.....	06	52		448.751	454.928	423.159	405.594	384.713
Nitrogenates.....	06	5201		565.279	581.400	562.173	520.239	476.535
Fertilizer materials of organic origin.....	06	520137	12/93	234.613	234.613	234.613	234.502	242.205
Synthetic ammonia, nitric acid, ammonium compounds, and urea.....	06	52013A	12/14	184.622	190.105	183.565	169.086	153.642

See footnotes at end of table.

Table 9. Producer price indexes for commodity and service groupings and individual items, not seasonally adjusted — Continued

[February 2023, Index base 1982=100, unless otherwise indicated]

Title	Commodity code		Other index base	Unadjusted index ¹				
	Group code	Item code		Oct. 2022	Nov. 2022 ^P	Dec. 2022 ^P	Jan. 2023 ^P	Feb. 2023 ^P
Phosphates.....	06	5202		366.267	366.003	326.845	327.195	323.013
Phosphoric acid, 52-54 percent APA, superphosphates and other phosphate fertilizer materials.....	06	52026A	12/14	158.567	158.452	141.500	141.651	139.841
Other agricultural chemicals.....	06	53		259.178	265.464	268.534	273.677	273.656
Other agricultural chemicals.....	06	5301		259.178	265.464	268.534	273.677	273.656
Lawn and garden pesticides and chemicals.....	06	530107	06/03	190.643	192.613	192.613	200.209	200.209
Household and institutional pesticides and chemicals.....	06	530108	06/03	174.259	174.259	174.259	182.942	182.869
Agricultural and commercial pesticides and chemicals.....	06	530109	06/03	173.797	178.658	181.091	184.212	184.200
Plastic resins and materials.....	06	6		299.731	283.819	280.446	276.488	282.757
Thermoplastic resins and plastics materials.....	06	62		302.487	283.160	279.195	274.647	282.386
Thermoplastic resins and plastics materials.....	06	6212	12/03	210.197	196.766	194.012	190.851	196.229
Thermoplastic resins and plastics materials.....	06	621201	12/03	210.197	196.766	194.012	190.851	196.229
Thermosetting resins and plastics materials.....	06	63		304.303	308.696	308.792	308.679	305.111
Thermosetting resins and plastics materials.....	06	6306	12/98	216.850	219.981	220.049	219.969	217.426
Thermosetting resins and plastics materials.....	06	630601	12/98	216.850	219.981	220.049	219.969	217.426
Other chemicals and allied products.....	06	7		249.331	248.949	250.616	253.021	255.343
Soaps and detergents.....	06	71		222.404	225.373	232.572	235.295	235.834
Soaps and other detergents.....	06	7104	06/83	213.609	216.460	223.375	225.990	226.507
Soaps and detergents, commercial, industrial, and institutional.....	06	710401	06/83	290.668	292.198	314.296	321.355	321.797
Commercial, industrial, and institutional hard surface cleaners.....	06	71040101	12/11	112.212	112.212	112.212	120.341	120.341
Commercial, industrial, and institutional laundry detergents.....	06	71040102	12/11	132.896	132.896	132.896	134.085	134.085
Commercial, industrial, and institutional dishwashing detergents.....	06	71040103	12/11	140.893	140.941	169.374	170.504	170.504
Commercial, industrial, and institutional metal cleaners.....	06	71040104	12/11	142.756	142.756	142.756	142.756	142.756
Dairy, farm, and food plant cleaners, sanitizers, etc.....	06	71040106	12/11	135.532	136.475	136.475	136.475	136.475
Commercial, industrial, and institutional soaps, excluding specialty cleaners.....	06	71040107	12/11	140.069	140.069	140.069	142.525	143.221
Household detergents.....	06	710402		181.427	185.809	185.980	185.980	186.193
Household alkaline detergents and cleaners.....	06	7104021	05/18	128.447	139.432	139.862	139.862	140.028
Household dry and liquid laundry detergents.....	06	7104022	05/18	116.658	116.658	116.658	116.658	116.658
Soaps, excluding specialty cleaners, household.....	06	710403	06/83	222.522	222.522	223.004	223.056	224.061
Polish and other sanitation goods.....	06	72	06/83	227.179	227.838	227.872	228.312	229.301
Polish and other sanitation goods.....	06	7201	06/83	227.179	227.838	227.872	228.312	229.301
Polishing preparations and related products.....	06	720103	06/83	295.161	295.218	295.236	295.236	295.254
Specialty cleaning and sanitation products.....	06	720105	05/17	120.458	120.491	120.516	120.923	121.837
Disinfectants, nonagricultural, industrial and institutional.....	06	7201051	05/17	156.499	156.499	156.499	156.692	159.589
Air and room fresheners.....	06	7201053	12/11	126.777	126.777	126.777	127.206	127.206
Laundry fabric softeners and rinses, liquid and dry.....	06	7201058	05/17	109.558	109.748	109.748	110.806	110.806
Other specialty cleaning and sanitation products.....	06	7201059	12/11	120.659	120.597	120.666	121.200	121.241
Cosmetics and other toilet preparations.....	06	75		181.308	181.474	181.511	183.608	187.317
Shaving preparations.....	06	7502		190.731	191.287	191.287	191.287	191.287
Shaving preparations.....	06	750206	06/99	168.757	169.249	169.249	169.249	169.249
Perfumes, toilet waters, and colognes.....	06	7503		188.206	188.206	188.206	188.206	193.786
Perfumes, toilet waters, and colognes.....	06	750306	06/99	117.386	117.386	117.386	117.386	120.866
Hair preparations (including shampoos).....	06	7504		212.013	212.754	213.015	215.630	215.630
Hair preparations (including shampoos).....	06	750407	06/99	156.926	157.475	157.667	159.603	159.603
Hair preparations incl professional, consumer, and cream/gel shampoos.....	06	75040701	12/11	139.171	139.757	139.936	141.679	141.679
Hair tonics and hair dressings incl professional and consumer use.....	06	75040702	12/11	113.476	113.606	113.725	115.049	115.049
Toothpastes, denture cleaners, and mouthwashes.....	06	7505		158.898	159.033	158.920	158.920	163.396
Denture cleaners, mouthwashes, gargles, and rinses.....	06	750504	12/11	125.564	125.747	125.594	125.594	125.594
Creams, lotions, and oils, excluding shaving, hair, and deodorant.....	06	7514	06/99	127.312	127.312	127.312	132.123	134.558
Creams, lotions, and oils, excluding shaving, hair, and deodorant.....	06	751401	06/99	127.312	127.312	127.312	132.123	134.558
Other cosmetics and toilet preparations.....	06	7515	06/99	120.399	120.402	120.402	120.736	123.741
Other cosmetics and toilet preparations.....	06	751501	06/99	120.399	120.402	120.402	120.736	123.741
Misc. chemical prod. and preparations.....	06	79		315.795	313.405	314.370	317.140	319.025
Explosives and blasting accessories.....	06	7902		274.712	278.355	275.208	276.770	277.452
Explosives and blasting accessories.....	06	790234	12/03	168.858	171.097	169.163	170.123	170.542
Industrial gases.....	06	7903		363.333	348.565	346.525	360.256	361.754
Carbon dioxide.....	06	790302		516.622	505.180	514.305	525.386	526.747
Nitrogen.....	06	790303		292.594	288.291	288.343	293.021	304.090
Oxygen.....	06	790304		546.640	546.776	547.176	552.124	545.572
Argon and hydrogen.....	06	790309	06/09	83.675	84.355	87.366	85.921	86.549
Other industrial gases (including fluorocarbon and acetylene).....	06	790312	06/09	280.193	260.136	253.899	271.163	271.163
Adhesives and sealants.....	06	7904	12/83	353.465	352.939	353.725	352.938	355.788
Synthetic resin and rubber adhesives.....	06	790402	12/83	357.121	356.125	358.161	354.768	359.444
Epoxy adhesives.....	06	7904021	12/11	156.030	156.030	156.030	156.268	156.268
Other synthetic resin and rubber adhesives.....	06	7904026	12/11	136.882	136.321	135.076	135.282	135.282

See footnotes at end of table.

Table 9. Producer price indexes for commodity and service groupings and individual items, not seasonally adjusted — Continued
 [February 2023, Index base 1982=100, unless otherwise indicated]

Title	Commodity code		Other index base	Unadjusted index ¹				
	Group code	Item code		Oct. 2022	Nov. 2022 ^P	Dec. 2022 ^P	Jan. 2023 ^P	Feb. 2023 ^P
Structural sealants (load bearing).....	06	790407	12/11	120.486	120.486	117.350	117.350	117.350
Nonstructural caulking compounds and sealants.....	06	79040A	12/11	174.130	174.327	174.165	176.645	176.645
Surface active agents.....	06	7905	12/83	352.057	347.887	353.816	353.816	353.816
Textile and leather assistants and finishes.....	06	790501	12/83	276.721	253.826	253.826	253.826	253.826
Surfactants (bulk surface active agents).....	06	790502	12/83	374.267	374.634	382.078	382.078	382.078
Gum and wood chemicals, including wood distillation products.....	06	7906	06/84	554.852	559.666	559.312	559.608	558.716
Gum and wood chemicals, including wood distillation products.....	06	790607	12/03	362.251	365.394	365.163	365.356	364.774
Other miscellaneous chemical products.....	06	7909		264.513	264.768	264.928	266.533	268.639
Carbon black, all processes.....	06	790918	12/83	633.952	620.183	610.833	589.058	614.016
Printing ink.....	06	790919	06/84	258.409	259.751	260.041	263.888	262.932
Gravure printing inks.....	06	7909192	12/11	104.715	104.715	104.718	104.718	104.718
Lithographic and offset inks.....	06	7909193	12/11	127.432	127.432	127.432	132.688	132.688
News and nonheat web offset printing inks.....	06	79091931	12/11	136.230	136.230	136.230	142.894	142.894
Publication and commercial web inks.....	06	79091932	12/11	123.760	123.760	123.760	132.373	132.373
Sheet-fed general inks.....	06	79091933	12/11	131.332	131.332	131.332	131.332	131.332
Sheet-fed packaging inks.....	06	79091934	12/11	126.455	126.455	126.455	126.455	126.455
Flexographic printing inks.....	06	7909194	12/11	166.304	166.304	166.304	166.304	166.240
Nonimpact/digital inks.....	06	7909195	12/11	177.986	180.576	181.111	181.006	178.012
All other printing inks.....	06	7909196	12/11	116.538	116.205	116.236	118.545	120.227
Water-treating compounds.....	06	790961	06/85	221.350	222.306	223.682	223.782	236.119
Automotive chemicals.....	06	790991	06/09	115.927	116.690	116.690	115.238	114.747
All other chemical preparations, including essential oils, matches, and gelatin.....	06	790999	06/85	291.804	291.821	292.939	295.708	294.219
Rubber and plastic products.....	07	—		258.165	257.689	257.041	256.544	257.002
Rubber and rubber products.....	07	1		222.532	221.774	220.613	222.083	222.698
Synthetic rubber, inc. styrene-butadiene rubber (SBR) and ethylene propylene.....	07	11		260.010	250.596	239.344	233.244	232.856
Synthetic rubber.....	07	1102		261.362	251.899	240.589	234.457	234.066
Synthetic rubber, inc. sbr and ethylene propylene.....	07	110224	06/03	207.065	199.568	190.607	185.750	185.440
Tires, tubes, tread, & repair materials.....	07	12		188.319	189.321	190.317	194.845	194.831
Tires.....	07	1201		183.938	184.978	186.008	190.543	190.543
Pneumatic tires (including passenger, truck, bus, tractor, industrial, and other tires).....	07	12010		183.877	184.924	185.963	190.679	190.679
Passenger car pneumatic tires.....	07	120104	12/03	187.841	188.155	188.155	194.165	194.165
Truck and bus (including off-the-highway) pneumatic tires.....	07	120105		191.435	194.169	197.432	202.025	202.025
Tread rubber, tire sundries, and repair materials.....	07	1203		277.905	277.905	277.986	277.986	277.151
Tread rubber, tire sundries, and repair materials.....	07	120354	12/03	199.915	199.915	199.973	199.973	199.373
Miscellaneous rubber products.....	07	13		250.330	250.727	250.798	252.064	253.814
Rubber and plastics footwear, including athletic footwear.....	07	1301		156.491	156.491	157.055	157.221	157.221
Rubber and plastics footwear, including athletic footwear.....	07	130109	12/11	116.643	116.643	117.064	117.187	117.187
Rubber and plastic belts and belting.....	07	1303		347.160	347.419	347.419	352.662	353.400
Flat rubber and plastics belts and belting.....	07	130371	12/03	313.994	314.359	314.359	320.714	320.714
Rubber and plastics transmission belts and belting (excluding flat).....	07	130372	12/03	156.189	156.189	156.189	157.236	158.111
Rubber and plastics hose.....	07	1304		304.394	303.373	303.732	301.731	301.646
Rubber and plastics hose.....	07	130411	12/11	134.968	134.515	134.674	133.787	133.749
Industrial rubber and plastics hose without fittings.....	07	1304116	12/11	121.201	121.201	121.201	120.014	120.014
Rubber and plastics water hose (incl. fire, irrigation, etc.).....	07	1304117	12/11	184.537	184.537	186.309	183.917	183.917
Rubber and plastics hose for on- and off-highway motor vehicles.....	07	1304118	12/11	123.322	122.203	122.203	122.203	122.088
Miscellaneous rubber products, n.e.c.....	07	1306	06/83	224.429	225.011	225.030	226.326	228.385
All other industrial rubber products.....	07	130604	06/83	323.065	326.246	326.246	326.246	326.246
All other miscellaneous rubber goods.....	07	130606	06/83	239.134	239.134	239.304	245.113	248.308
Rubber compounds or mixtures for sale or interplant transfer.....	07	130612	06/83	312.671	312.671	312.671	313.259	313.417
Rubber druggist and medical sundries, excluding gloves.....	07	130616	12/03	142.257	142.257	142.257	142.325	142.325
Rubber products for mechanical use.....	07	130617	12/04	133.119	133.631	133.631	134.685	137.542
Molded rubber mechanical goods automotive.....	07	1306171	12/11	96.787	96.787	96.787	97.549	102.137
Molded rubber mechanical goods, transportation/off-highway.....	07	1306172	12/11	123.236	123.236	123.236	125.896	125.530
Other molded rubber mechanical goods (excluding tubing).....	07	1306179	12/11	141.659	141.659	141.659	141.659	141.659
Other extruded rubber mechanical goods (excl. auto)(excl. tubing).....	07	130617C	12/11	124.885	125.805	125.805	125.805	125.805
Rubber coated fabrics, garments, and footwear.....	07	130618	06/06	197.176	197.176	197.176	197.176	203.930
Plastic products.....	07	2		280.371	279.977	279.487	278.284	278.705
Plastic construction products.....	07	21		359.843	357.590	356.648	355.737	353.905
Plastics construction products.....	07	2106		359.843	357.590	356.649	355.737	353.906
Plastics pipe.....	07	210603	12/05	217.324	215.090	214.084	212.579	206.018
Plastics drain, waste, and vent pipe.....	07	2106031	12/11	180.829	172.283	172.988	165.381	153.530
Plastics water pipe.....	07	2106033	12/11	252.319	252.167	246.770	250.950	249.955
Plastics sewer, stormdrain, and water main pipe.....	07	2106038	12/17	228.274	230.445	229.458	228.196	217.236
Other plastics pipe.....	07	210603B	12/11	186.515	186.515	186.515	187.410	187.410

See footnotes at end of table.

Table 9. Producer price indexes for commodity and service groupings and individual items, not seasonally adjusted — Continued
 [February 2023, Index base 1982=100, unless otherwise indicated]

Title	Commodity code		Other index base	Unadjusted index ¹				
	Group code	Item code		Oct. 2022	Nov. 2022 ^P	Dec. 2022 ^P	Jan. 2023 ^P	Feb. 2023 ^P
Plastics pipe fittings and unions.....	07	210604	12/05	328.102	325.134	324.786	323.786	317.384
Plastics plumbing fixtures.....	07	210605	12/05	163.269	163.557	164.420	167.132	168.682
Other plastics construction products.....	07	210606		300.917	299.566	298.658	297.653	300.945
Building and construction polystyrene foam products.....	07	2106061	06/08	217.320	216.696	216.188	216.400	215.882
Building & construction fabricated plastics products (excl foam, plumbing fixtures, hardware).....	07	2106063	06/08	169.112	168.302	167.771	167.102	169.273
Unsupported plastic film, sheet and other shapes.....	07	22		291.789	293.540	291.352	290.929	294.046
Unsupported plastics film, sheet, and other shapes.....	07	2205	12/82	289.152	290.887	288.719	288.300	291.389
Unsupported plastics film, sheet, and other shapes.....	07	220501	12/82	289.152	290.887	288.719	288.300	291.389
Unlaminated polyethylene film and sheet.....	07	2205011	12/11	135.412	136.520	136.268	135.561	136.545
Unlaminated vinyl and vinyl copolymer film and sheet.....	07	2205013	12/11	166.878	166.878	163.130	163.130	163.130
Miscellaneous unlaminated plastics film and sheet.....	07	2205014	12/11	125.227	124.747	122.948	122.701	123.179
Unlaminated plastics profile shapes.....	07	2205015	12/11	134.881	138.820	139.312	140.083	142.912
Laminated plastic sheets, rods, and tubes.....	07	23		259.317	260.086	260.030	260.030	259.979
Laminated plastics plates, sheet (except packaging), and shapes.....	07	2304		259.666	260.436	260.381	260.381	260.330
Laminated plastics plates, sheet (except packaging), and shapes.....	07	230401	12/82	267.289	268.082	268.025	268.025	267.972
Parts for manufacturing from plastics.....	07	26		186.302	186.050	186.914	186.764	184.200
Parts for transportation equipment.....	07	2601		173.691	173.801	173.799	173.807	171.980
Parts for transportation equipment.....	07	260105	12/82	172.272	172.381	172.379	172.388	170.575
Transportation polyurethane foam products.....	07	2601051	12/11	123.914	124.750	124.750	124.750	124.749
Transportation fabricated plastic parts (excluding foam and reinforced plastics).....	07	2601052	12/11	133.820	133.838	133.837	133.844	132.327
Other parts and components for manufacturing.....	07	2602		179.521	178.416	180.381	180.381	176.276
Other parts and components for manufacturing.....	07	260205	12/82	179.660	178.554	180.521	180.521	176.412
All other miscellaneous polyurethane foam products.....	07	2602051	12/11	117.286	117.286	117.440	117.441	117.441
Electrical & electronic fabricated plastics (excl. foam and reinforced plastics).....	07	2602052	12/11	113.893	113.893	115.610	115.610	108.664
All other polystyrene foam products incl. transportation application uses.....	07	2602053	12/11	179.304	175.877	175.877	175.877	173.999
Industrial machinery plastics products, excl foam (incl gears, bearings, bushings, cams).....	07	2602054	12/11	143.394	142.198	144.280	144.280	144.382
Foam components for furniture.....	07	2603	12/82	308.415	307.736	313.177	311.109	305.951
Foam components for furniture.....	07	260305	12/99	227.249	226.749	230.758	229.234	225.434
Other plastic products.....	07	29	12/82	296.787	297.158	297.456	296.709	298.622
Other plastics products.....	07	2901	12/82	296.787	297.158	297.456	296.709	298.622
Custom compounding of purchased resins and color concentrates.....	07	290196	12/99	206.328	206.780	205.602	200.346	199.922
All other reinforced and fiberglass plastics products.....	07	290197	12/99	225.069	225.087	227.575	235.465	240.633
Products made of foam other than polystyrene or polyurethane.....	07	290198	12/99	161.316	161.316	161.316	164.142	164.142
Plastic packaging products.....	07	2A	12/06	153.958	153.186	152.532	149.446	148.337
Plastics packaging products.....	07	2A01	12/06	153.958	153.186	152.532	149.446	148.337
Plastics packaging products.....	07	2A0101	12/06	153.958	153.186	152.532	149.446	148.337
Other plastics packaging products, excluding film, sheet, foam and bottles.....	07	2A01012	12/09	142.039	140.461	140.406	137.196	136.450
Packaging polyurethane foam products.....	07	2A01013	12/09	197.161	197.161	197.161	197.161	197.161
Plastics bottles.....	07	2A01014	12/09	136.044	135.768	135.716	132.402	130.627
Polystyrene foam food containers.....	07	2A01015	12/11	247.630	251.256	240.941	238.615	238.328
Polystyrene foam protective shipping pads, shaped cushioning, etc.....	07	2A01016	12/11	249.057	249.045	247.004	248.341	246.868
Consumer, institutional, and commercial products, n.e.c.....	07	2B	12/06	194.079	194.544	194.331	194.922	195.542
All other consumer, institutional, and commercial products.....	07	2B01	12/06	194.079	194.544	194.331	194.922	195.542
All other consumer, institutional, and commercial products.....	07	2B0101	12/06	194.079	194.544	194.331	194.922	195.542
Consumer and institutional polystyrene foam products.....	07	2B01011	12/07	236.730	238.183	231.192	231.791	230.207
Consumer/institutional/commercial fabricated plastics products.....	07	2B01015	12/07	175.446	175.751	175.775	176.349	177.315
Recyclable plastics.....	07	2C	12/11	91.510	86.610	86.141	87.764	110.397
Recyclable plastics.....	07	2C01	12/11	91.510	86.610	86.141	87.764	110.397
Recyclable plastics.....	07	2C0101	12/11	91.510	86.610	86.141	87.764	110.397
Lumber and wood products.....	08	-		317.617	312.847	308.147	306.498	306.477
Lumber.....	08	1		282.917	276.495	264.420	263.278	267.137
Softwood lumber.....	08	11		302.976	299.409	282.704	267.995	277.321
Softwood cut stock and dimension.....	08	1105		292.425	287.156	274.382	267.455	276.446
Softwood cut stock and dimension.....	08	110503		312.107	306.484	292.850	285.457	295.053
Softwood lumber, not edge worked.....	08	1106	12/03	156.183	154.849	145.578	137.127	142.101
Softwood lumber, not edge worked.....	08	110601	12/03	156.183	154.849	145.578	137.127	142.101
Softwood dressed lumber, less than 2 inches in nominal thickness, not edge worked.....	08	1106012	06/12	178.061	182.457	183.508	180.865	171.188
Softwood dressed 2-inch lumber, 2 inches in nominal thickness only, not edge worked.....	08	1106013	06/12	168.899	166.809	149.008	135.163	146.706
Softwood dressed lumber and timbers, more than 2 inches in nominal thickness, not edge worked.....	08	1106014	06/12	155.472	150.384	149.923	137.642	139.966

See footnotes at end of table.

Table 9. Producer price indexes for commodity and service groupings and individual items, not seasonally adjusted — Continued

[February 2023, Index base 1982=100, unless otherwise indicated]

Title	Commodity code		Other index base	Unadjusted index ¹				
	Group code	Item code		Oct. 2022	Nov. 2022 ^P	Dec. 2022 ^P	Jan. 2023 ^P	Feb. 2023 ^P
Softwood lumber, made from purchased lumber.....	08	1107	12/03	272.588	266.040	255.125	253.526	258.523
Softwood lumber, made from purchased lumber.....	08	110701	12/03	272.588	266.040	255.125	253.526	258.523
Hardwood lumber.....	08	12		265.546	253.624	249.011	268.347	264.111
Hardwood cut stock and dimension.....	08	1203		308.309	300.949	296.147	296.142	296.140
Hardwood cut stock and dimension.....	08	120311	06/84	268.241	261.837	257.659	257.655	257.653
Hardwood flooring.....	08	1204	06/84	259.495	260.901	261.657	260.499	264.255
Oak and maple hardwood flooring.....	08	120401	06/84	261.526	263.281	264.194	262.948	266.988
Hardwood flooring, other than oak and maple.....	08	120402	12/11	153.749	153.574	153.574	153.574	153.574
Hardwood lumber, not edge worked.....	08	1205	12/03	108.845	98.590	94.322	108.046	103.884
Hardwood lumber, not edge worked.....	08	120501	12/03	108.845	98.590	94.322	108.046	103.884
Millwork.....	08	2		369.928	365.436	363.516	362.625	362.878
General millwork.....	08	21		334.095	333.247	333.265	333.097	337.409
General millwork.....	08	2101		334.095	333.247	333.265	333.097	337.409
Stock wood kitchen cabinets, related cabinetwork and countertops.....	08	210102	12/12	121.676	121.676	121.676	121.676	121.676
Stock wood kitchen cabinets and related cabinetwork for permanent installation.....	08	2101021	12/09	128.433	128.433	128.433	128.433	128.433
Custom wood kitchen cabinets, bathroom vanities, and related cabinetwork.....	08	210105	12/12	144.867	144.953	149.461	149.461	149.461
Custom wood kitchen cabinets and related cabinetwork not sold direct to customer at retail.....	08	2101051	12/09	167.166	167.376	176.965	176.965	176.965
Custom wood kitchen cabinets, bathroom vanities, and related cabinet work sold at retail.....	08	2101052	12/09	140.548	140.548	141.627	141.627	141.627
Wood window units.....	08	210112	06/83	359.617	359.617	359.617	359.617	373.981
Double hung wood window units.....	08	2101121	06/13	159.673	159.673	159.673	159.673	165.860
Casement wood window units.....	08	2101122	06/13	176.415	176.415	176.415	176.415	183.420
All other wood window units, including horizontal sliding, awning and single hung.....	08	2101123	06/13	151.009	151.009	151.009	151.009	157.605
Wood sash, excluding sash shipped in window units.....	08	210122	06/83	362.135	362.135	362.135	362.135	378.432
Wood window & door frames, incl. door frames in door units, excl. window frames in window units.....	08	210132	06/83	266.477	261.377	243.530	240.882	241.516
Wood panel, flush, & molded face doors, interior & exterior, incl. doors with glazed sections.....	08	210142	06/83	345.273	345.697	346.154	349.084	363.127
Other wood doors, incl. garage, patio, bifold, cabinet, screen, storm and louver.....	08	210152	06/83	319.557	320.000	319.129	317.538	330.149
Wood moldings.....	08	210162	06/83	375.775	374.729	370.286	365.928	364.717
Mirror and picture frames and framed pictures.....	08	210175	06/02	147.291	147.291	147.291	147.291	147.291
Other wood millwork products, including stairwork, exterior millwork, and softwood flooring.....	08	210183	06/83	318.364	309.972	305.829	308.511	307.318
Prefabricated structural members.....	08	22		553.609	530.059	518.001	514.033	497.408
Prefabricated structural members.....	08	2201		553.609	530.059	518.001	514.033	497.408
Laminated veneer lumber.....	08	220107	12/03	272.411	272.411	271.020	270.545	270.027
Other engineered structural wood members, excluding trusses & laminated veneer lumber.....	08	220108	12/03	262.050	246.483	245.336	245.248	240.311
Wood trusses.....	08	220109	12/03	343.997	327.949	318.614	315.393	303.003
Plywood.....	08	3		311.089	298.745	293.742	289.555	286.500
Softwood veneer and plywood.....	08	31		368.465	347.050	338.192	326.938	322.805
Softwood veneer and plywood.....	08	3103		287.745	271.020	264.103	255.315	252.087
Softwood veneer and plywood.....	08	310303	12/05	177.769	167.436	163.163	157.733	155.739
Softwood veneer, incl. veneer backed w/ paper, cloth, or other flexible material.....	08	3103031	12/07	158.460	148.196	140.640	136.946	131.493
Softwood plywood products: rough, sanded, and specialties.....	08	3103035	12/11	206.249	194.639	191.022	183.899	184.470
Hardwood veneer and plywood.....	08	35	12/05	168.881	167.558	167.163	168.911	167.569
Hardwood veneer and plywood.....	08	3501	12/05	168.881	167.558	167.163	168.911	167.569
Hardwood veneer, including veneer backed with paper, cloth, or other flexible material.....	08	350102	12/11	139.813	140.248	140.545	141.044	141.334
Hardwood plywood.....	08	350104	12/12	175.997	173.376	172.160	173.089	168.672
Hardwood veneered panels, including two-ply veneers.....	08	350107	12/11	155.551	154.715	155.324	161.606	162.300
Other wood products.....	08	4		227.102	223.725	223.108	222.225	219.365
Wood pallets and pallet containers, wood and metal combination.....	08	41		413.371	406.093	404.353	401.926	392.158
Wood pallets and pallet containers.....	08	4101		413.371	406.093	404.353	401.926	392.158
Wood pallets and pallet containers, wood and metal combination.....	08	410101	12/09	211.670	207.944	207.053	205.810	200.808
Wood boxes.....	08	42		243.985	238.463	237.782	237.833	238.222
Wood boxes.....	08	4201		243.985	238.463	237.782	237.833	238.222
Nailed and lock-corner wood boxes.....	08	420101	06/85	215.526	215.526	215.125	215.538	215.538
Wood box and crate shook.....	08	420102	06/85	259.712	244.681	243.068	243.068	243.981
Other wood container parts and wood containers.....	08	420127	12/03	129.016	129.016	129.016	129.016	129.005
Miscellaneous wood products.....	08	49		146.173	144.805	144.686	144.423	144.501
Wood ties, siding, shingles, and shakes, and contract sawing of logs owned by others.....	08	4903	12/03	166.132	165.978	168.148	170.198	170.178

See footnotes at end of table.

Table 9. Producer price indexes for commodity and service groupings and individual items, not seasonally adjusted — Continued

[February 2023, Index base 1982=100, unless otherwise indicated]

Title	Commodity code		Other index base	Unadjusted index ¹				
	Group code	Item code		Oct. 2022	Nov. 2022 ^P	Dec. 2022 ^P	Jan. 2023 ^P	Feb. 2023 ^P
Wood ties, siding, shingles, and shakes, and contract sawing of logs owned by others.....	08	490301	12/03	166.132	165.978	168.148	170.198	170.178
Sawn wood fence stock, wood lath, and contract resawing and planing. ..	08	4904	12/03	220.450	220.450	220.450	220.450	220.450
Sawn wood fence stock, wood lath, and contract resawing and planing.....	08	490401	12/03	220.450	220.450	220.450	220.450	220.450
All other miscellaneous wood products.....	08	4909	06/84	228.477	225.908	225.483	224.777	224.922
All other miscellaneous wood products.....	08	490901	06/84	228.477	225.908	225.483	224.777	224.922
Logs, bolts, timber, pulpwood and wood chips.....	08	5		275.713	275.608	276.579	274.953	272.505
Logs, bolts, timber, pulpwood and wood chips.....	08	51		275.713	275.608	276.579	274.953	272.505
Logs, bolts, timber, pulpwood and wood chips.....	08	5105	12/11	117.813	117.768	118.183	117.488	116.442
Logs, bolts, timber and pulpwood.....	08	510502	12/11	116.862	117.108	116.712	115.887	114.646
Wood chips, excluding field chips.....	08	510505	12/11	117.860	116.847	119.949	119.826	119.629
Prefabricated wood buildings & components.....	08	6	12/84	387.160	388.344	387.668	376.901	376.003
Prefabricated wood buildings & components.....	08	61	12/84	387.160	388.344	387.668	376.901	376.003
Prefabricated wood buildings and components.....	08	6101	12/84	387.160	388.344	387.668	376.901	376.003
Prefabricated stationary wood buildings, components (not sold as complete units).....	08	610101	12/84	204.405	203.553	202.817	215.043	212.162
Prefabricated stationary wood buildings, precut packages (complete units).....	08	610102	12/84	519.767	520.156	519.803	513.170	512.687
Prefabricated stationary wood buildings, shipped in panel form (complete units).....	08	610103	12/84	607.986	623.366	621.594	569.761	568.355
Prefabricated stationary wood buildings, shipped in three-dimensional assemblies.....	08	610104	12/84	400.610	400.506	400.506	401.923	401.923
Prefabricated stationary wood buildings, three-dimensional assemblies, residential.....	08	6101041	12/11	187.617	187.560	187.560	188.295	188.295
Prefabricated stationary wood buildings, three-dimensional assemblies, nonresidential.....	08	6101042	12/11	196.515	196.515	196.515	196.593	196.593
Treated wood and contract wood preserving.....	08	7	06/85	276.371	276.800	273.154	271.571	273.055
Treated wood and contract wood preserving.....	08	71	06/85	276.371	276.800	273.154	271.571	273.055
Treated wood.....	08	7101	06/85	282.192	282.793	278.866	276.685	278.224
Wood poles, piles, and posts owned and treated by the same establishment.....	08	710101	06/85	402.514	404.919	409.296	404.841	401.682
Other wood products owned and treated by the same establishment. ..	08	710102	06/85	243.946	244.022	237.776	236.787	241.861
Contract wood preservation.....	08	7102	06/85	222.737	221.610	220.525	229.344	230.120
Receipts for treating wood owned by others w/ arsenical chemicals, creosote, & other chemicals.....	08	710201	06/85	222.737	221.610	220.525	229.344	230.120
Pulp, paper, and allied products.....	09	—		333.144	333.820	333.810	334.468	334.750
Pulp, paper, and prod., ex. bldg. paper.....	09	1		290.607	290.520	291.116	291.317	291.479
Wood pulp.....	09	11		252.599	264.353	256.879	269.429	257.771
Wood pulp.....	09	1105	06/06	175.364	183.524	178.335	187.048	178.954
Wood pulp.....	09	110501	06/06	175.364	183.524	178.335	187.048	178.954
Special alpha and dissolving wood pulp, incl. sulfite and sulfate and other wood pulp.....	09	1105012	12/11	132.372	138.425	133.526	140.295	133.507
All other miscellaneous pulp, other than wood, and pulp mill byproducts incl. turpentine.....	09	1105017	12/07	201.280	211.291	211.296	218.395	218.395
Recyclable paper.....	09	12		224.090	170.590	188.684	178.892	198.360
News and other low grade recyclable paper.....	09	1201		260.011	188.286	188.286	177.429	177.429
News and other low grade recyclable paper.....	09	120125	06/06	117.386	85.005	85.005	80.103	80.103
Corrugated recyclable paper.....	09	1203		171.201	111.711	135.931	131.698	157.297
Corrugated recyclable paper.....	09	120325	06/06	58.807	38.372	46.692	45.238	54.031
High grade recyclable paper (including pulp substitutes and deinking).....	09	1207	12/86	182.104	180.876	177.846	162.463	160.399
High grade recyclable (including pulp substitutes and deinking).....	09	120725	06/06	136.912	135.990	133.711	122.146	120.594
Paper.....	09	13		249.997	249.047	249.606	248.994	250.680
Writing and printing papers.....	09	1301		242.449	243.060	244.644	247.028	250.053
Bleached bristol, clay-coated, uncoated, and industrial converted paper.....	09	130119	12/11	130.383	130.158	130.536	132.371	134.322
Printing paper, coated at establishments other than where paper was produced.....	09	130120	12/11	131.814	131.814	131.814	133.301	133.301
Newsprint.....	09	1302		179.189	177.547	173.423	174.239	176.545
Newsprint.....	09	130291		179.189	177.547	173.423	174.239	176.545
Packaging and industrial converting paper.....	09	1303		320.531	317.444	315.494	311.323	310.752
Coated and laminated single and multi-web paper.....	09	130321	12/87	273.575	273.556	274.655	275.816	276.540
Single-web paper, rolls and sheets, including waxed, for flexible packaging uses.....	09	1303211	12/11	161.020	161.020	161.868	163.483	163.483
Multiweb laminated rolls and sheets, except foil, for flexible packaging uses.....	09	1303213	12/11	143.887	143.864	144.208	144.010	144.760
Coated and laminated single and multi-web film.....	09	130322	12/87	254.125	251.151	249.016	246.193	245.386
Single-web film, rolls, and sheets, including coextruded, for flexible packaging uses.....	09	130322A	01/19	124.781	122.790	123.646	121.789	121.348
Single-web film, rolls, and sheets for flexible packaging uses.....	09	130322A1	12/11	136.863	134.576	135.357	132.975	133.072

See footnotes at end of table.

Table 9. Producer price indexes for commodity and service groupings and individual items, not seasonally adjusted — Continued
 [February 2023, Index base 1982=100, unless otherwise indicated]

Title	Commodity code		Other index base	Unadjusted index ¹				
	Group code	Item code		Oct. 2022	Nov. 2022 ^P	Dec. 2022 ^P	Jan. 2023 ^P	Feb. 2023 ^P
Coextruded single-web film, for flexible packaging uses.....	09	130322A2	12/11	135.138	133.480	135.172	134.606	131.697
All other coated and processed papers.....	09	1305	12/82	259.606	255.537	262.594	256.405	261.448
Converted foil for nonpackaging applications.....	09	130505	06/13	123.754	123.754	123.754	123.754	121.419
Other coated and processed papers, except for packaging uses.....	09	130506	06/13	122.537	120.082	124.341	120.599	124.046
Paperboard.....	09	14		357.591	358.511	356.729	354.857	351.926
Corrugated paperboard in sheets and rolls, lined and unlined.....	09	1405		365.063	365.255	361.250	357.871	357.612
Corrugated paperboard in sheets and rolls, lined and unlined.....	09	140551		365.063	365.255	361.250	357.871	357.612
Paperboard, excluding corrugated paperboard in sheets and rolls.....	09	1411	12/82	377.224	378.364	376.977	375.352	371.610
Recycled paperboard.....	09	141105	12/82	437.975	437.478	431.586	423.868	416.681
Unbleached kraft packaging and industrial converting paperboard.....	09	141107	12/99	225.449	225.449	225.449	225.384	224.067
Bleached packaging and industrial converting paperboard.....	09	141112	05/21	128.594	130.842	130.842	130.842	130.842
Converted paper and paperboard products.....	09	15		305.221	307.235	308.126	308.860	309.290
Sanitary paper products, including stock.....	09	1501		214.325	220.259	219.356	221.433	221.541
Sanitary paper products, including stock.....	09	150123	12/99	148.730	152.848	152.221	153.663	153.738
Sanitary tissue paper products, made in paper mills.....	09	1501233	12/07	130.122	134.781	133.612	135.330	134.855
Disposable diapers and similar disposable products, purchased sanitary paper stock and wadding.....	09	1501234	12/07	123.291	123.291	123.291	123.291	123.291
Sanitary tissue paper products, made from purchased sanitary paper stock or wadding.....	09	1501235	12/07	140.026	143.319	143.999	145.312	146.953
Paper, plastic, and foil bags.....	09	1502		353.406	350.877	351.345	352.551	352.227
Uncoated single-web paper grocers' bags and sacks and variety and shopping bags.....	09	150214	12/83	398.077	398.077	402.522	402.522	402.522
Specialty bags, pouches and liners.....	09	150216	12/83	286.059	283.566	283.652	284.760	284.463
Plastics, foil, and coated paper bags.....	09	1502161	12/10	153.004	154.124	154.413	155.347	155.150
Specialty bags, pouches, and liners, multiweb laminations and foil, except film-film.....	09	15021612	06/13	148.039	149.897	150.242	152.033	151.656
Single-web film specialty bags, pouches, and liners.....	09	1502162	12/10	140.397	138.688	138.706	139.244	139.083
Polyethylene grocery and variety bags and pouches.....	09	15021621	12/11	125.352	124.343	124.343	124.343	124.511
Polyethylene refuse bags.....	09	15021622	12/11	138.361	133.720	133.720	131.914	130.950
Other polyethylene bags, pouches, and liners.....	09	15021625	12/11	143.513	142.452	142.563	145.406	145.696
Coextruded single-web film specialty bags, pouches, & liners.....	09	15021626	06/13	141.967	141.967	141.967	141.967	141.172
Multiweb film/film combination specialty bags, pouches and liners.....	09	1502163	12/10	141.245	142.196	142.197	140.928	141.840
Paper boxes and containers.....	09	1503		353.786	356.066	356.438	356.374	357.288
Corrugated shipping containers.....	09	150301	06/87	348.558	348.260	347.440	345.504	346.446
Corrugated shipping containers for food and beverages and carryout boxes for retail food.....	09	1503011	12/09	169.368	168.878	168.753	167.739	167.375
Corrugated shipping containers for paper and allied products.....	09	1503012	12/09	182.031	182.005	181.106	178.789	184.842
Corrugated shipping containers for metal and electrical machinery.....	09	1503013	12/09	202.075	202.327	202.175	198.681	197.693
Corrugated shipping containers for all other end uses.....	09	1503014	12/09	176.424	176.326	176.090	176.539	175.927
Setup (rigid) paperboard boxes.....	09	150322	12/83	442.889	457.952	461.605	476.542	480.686
Folding paperboard boxes, packaging, and packaging components.....	09	150336	12/04	152.238	155.165	156.282	156.650	157.196
Folding paperboard boxes, packaging, and packaging components.....	09	15033601	12/11	139.447	142.128	143.151	143.488	143.989
Paperboard fiber drums with ends of any material.....	09	150337		554.320	552.776	552.776	552.302	535.340
Cups and liquid-tight paper and paperboard containers.....	09	150355	12/17	114.060	114.060	114.060	114.060	-
Other corrugated and solid fiber products, including containers, pallets, pads, etc.....	09	1504		443.960	443.960	443.811	445.363	441.015
Other corrugated and solid fiber products, including containers, pallets, pads, etc.....	09	150441		617.423	617.423	617.215	619.373	613.326
Office supplies and accessories.....	09	1506		265.873	256.916	268.946	267.649	272.457
Envelopes.....	09	150636	12/84	258.634	259.262	260.459	256.667	256.022
Die-cut paper and paperboard office supplies.....	09	150646	12/03	257.950	258.701	275.222	280.308	280.308
Paper supplies for business machines and other misc. unprinted office supplies.....	09	150655	06/90	267.716	227.706	258.870	255.318	267.575
Tablets, pads, and related products.....	09	150657	12/11	131.836	136.414	139.138	140.896	145.796
Fiber cans, tubes, and similar fiber products.....	09	1507		485.886	485.752	486.262	486.844	493.577
Fiber cans, all fiber and composite.....	09	150731	12/09	180.777	180.006	180.562	181.243	189.307
Fiber cores and tubes.....	09	150732	12/09	190.210	190.554	190.554	190.554	190.460
Paperboard cones, reels, spools, bobbins, blocks, and all vulcanized fiber products.....	09	150733	12/09	155.856	155.856	155.856	155.856	155.856
Molded pulp goods, including egg cartons, florists pots, food trays, etc.....	09	1508	06/85	270.512	272.104	276.543	278.153	275.595
Molded pulp goods, including egg cartons, florists pots, food trays, etc.....	09	150814	06/90	235.452	236.838	240.701	242.103	239.876
Miscellaneous converted paper and paperboard products.....	09	1509	12/84	253.325	253.709	253.339	251.526	249.490
Pasted, lined, laminated, or surface-coated paperboard.....	09	150901	12/84	341.041	341.041	341.041	333.949	333.949
Wallcoverings.....	09	150902	06/85	189.397	189.397	189.397	189.397	189.397
Other sanitary paper products & misc. converted paper & paperboard products.....	09	150999	12/84	248.427	248.901	248.444	247.353	244.825
Miscellaneous converted paper and paperboard products.....	09	1509992	06/10	152.836	153.215	152.850	151.827	149.456
Pressure-sensitive products.....	09	16	12/82	245.582	246.012	248.532	248.635	247.982
Pressure-sensitive products.....	09	1601	12/82	245.582	246.012	248.532	248.635	247.982
Pressure-sensitive products.....	09	160101	12/82	245.080	245.509	248.024	248.126	247.475

See footnotes at end of table.

Table 9. Producer price indexes for commodity and service groupings and individual items, not seasonally adjusted — Continued
 [February 2023, Index base 1982=100, unless otherwise indicated]

Title	Commodity code		Other index base	Unadjusted index ¹				
	Group code	Item code		Oct. 2022	Nov. 2022 ^P	Dec. 2022 ^P	Jan. 2023 ^P	Feb. 2023 ^P
Building paper & building board mill prods.....	09	2		337.620	336.562	308.457	287.980	287.980
Hardboard, particleboard & fiberboard prods.....	09	22		318.503	317.505	290.991	271.674	271.674
Particleboard and fiberboard.....	09	2201		330.846	329.777	299.486	278.862	278.862
Particleboard made from particleboard produced at the same location...	09	220125	12/82	402.972	403.696	396.716	399.180	399.180
Prefinished particleboard and medium density fiberboard (MDF) made from purchased materials.....	09	220141	12/02	285.197	286.333	277.477	277.477	277.477
Hardboard products.....	09	2202	06/84	243.229	242.685	241.379	240.123	240.123
Hardboard products.....	09	220206	12/11	185.422	185.007	184.012	183.054	183.054
Publications, printed matter and printing material.....	09	4	06/09	138.008	139.261	139.777	141.646	141.888
Books printing.....	09	44	12/83	264.282	268.057	269.075	273.534	276.795
Books printing.....	09	4401	12/83	264.282	268.057	269.075	273.534	276.795
Books printing.....	09	440114	06/05	168.178	170.580	171.228	174.066	176.141
Textbook printing and binding.....	09	4401141	12/11	162.503	162.685	162.685	162.778	162.778
Technical, scientific, & professional book printing & binding.....	09	4401143	12/11	150.536	150.642	151.257	151.299	151.299
Religious book printing and binding.....	09	4401145	12/11	162.663	163.539	163.651	164.864	164.864
General book (trade, etc.) printing and binding.....	09	4401147	12/11	191.014	197.939	198.082	206.613	213.031
Other book and pamphlet printing and binding.....	09	440114E	12/11	116.401	116.401	118.250	118.035	118.035
Manifold business forms printing.....	09	45	12/83	421.696	421.696	422.097	422.097	422.097
Manifold business forms printing.....	09	4501	12/83	421.696	421.696	422.097	422.097	422.097
Manifold business forms printing, excluding checkbooks.....	09	450105	09/18	114.180	114.180	114.289	114.289	114.289
Commercial printing.....	09	47	06/82	223.907	226.153	227.074	230.101	230.297
Magazine and periodical printing.....	09	4701	06/82	170.095	170.095	172.316	172.865	172.865
Magazine and periodical printing (lithographic).....	09	470102	06/82	181.015	181.015	183.379	183.962	183.962
Label and wrapper printing for packaging.....	09	4702	06/82	251.322	253.572	253.834	256.197	256.206
Label and wrapper printing (lithographic).....	09	470202	06/82	179.795	179.795	179.795	179.795	179.795
Label and wrapper printing (flexographic).....	09	470205	12/08	155.315	157.418	157.663	158.479	158.488
Catalog and directory printing.....	09	4703	06/82	158.205	159.010	159.263	160.624	160.624
Catalog and directory printing (lithographic).....	09	470302	06/82	172.211	173.088	173.363	174.845	174.845
Advertising printing.....	09	4705	06/82	184.384	185.228	185.626	185.899	185.864
Advertising printing (lithographic).....	09	470506	06/82	180.828	181.656	182.046	182.314	182.314
Other general job printing.....	09	4706	06/82	284.600	295.231	297.204	297.218	297.218
Quick printing.....	09	470604	12/08	121.100	121.100	122.208	122.208	122.208
Other commercial and general job printing.....	09	470609	06/82	284.055	297.441	299.435	299.454	299.454
Other commercial and general job printing (lithographic).....	09	4706091	06/09	128.324	134.611	135.548	135.557	135.557
All other commercial and general job printing.....	09	4706094	09/18	128.850	128.850	128.850	128.850	128.850
Other commercial printing, incl. screen, engraving, digital, & general job exc. labels/wrappers.....	09	4711	12/88	190.456	191.693	192.623	198.838	199.344
Commercial screen printing, excluding on garments, apparel accessories, & other fabric articles.....	09	471101	06/82	173.751	173.751	177.692	182.707	182.707
Screen printing (excluding on textiles, apparel, apparel accessories, and labels).....	09	4711012	06/09	123.695	123.695	126.500	130.070	130.070
Other commercial and general job screen printing.....	09	47110123	06/10	126.963	126.963	126.963	129.192	129.192
Digital printing.....	09	471103	12/88	144.969	146.187	146.374	151.516	152.019
Blankbooks, binders, and bookbinding work.....	09	48	06/85	330.254	330.254	330.825	338.059	340.361
Tradebinding and related work.....	09	4802	12/85	213.648	213.648	214.880	215.148	217.536
Miscellaneous binding and postpress work, incl collating, perforating, folding, gluing, etc.....	09	480203	12/11	134.676	134.676	134.676	134.869	135.820
Softcover, pamphlet, sample book, and other binding of books and materials printed elsewhere.....	09	480204	12/11	138.811	138.811	141.103	141.109	144.156
Services for the printing trade.....	09	49	06/85	112.772	112.772	112.772	112.772	112.772
Prepress services, including platemaking.....	09	4905	12/03	100.601	100.601	100.601	100.601	100.601
Prepress services, excl platemaking (incl film, assembled flats, color sep., typesetting, etc.).....	09	490501	12/03	98.838	98.838	98.838	98.838	98.838
Printing plates and cylinders, prepared for printing (excl blank plates and blank cylinders).....	09	490502	12/03	107.956	107.956	107.956	107.956	107.956
Metals and metal products.....	10	-		308.808	308.312	307.583	310.060	313.731
Iron and steel.....	10	1		336.866	327.873	324.085	325.667	335.149
Iron ores.....	10	11		212.131	215.261	214.962	216.837	216.837
Iron ores.....	10	1105	12/97	222.922	226.211	225.897	227.868	227.868
Iron ores.....	10	110555	12/97	222.922	226.211	225.897	227.868	227.868
Iron and steel scrap.....	10	12		510.006	493.071	531.513	591.887	626.106
Carbon steel scrap.....	10	1211	12/86	469.730	450.773	487.248	544.559	575.527
Heavy melting scrap.....	10	121191	06/96	270.724	262.179	283.977	322.882	350.919
Carbon steel scrap bundles.....	10	121192	06/96	241.894	227.585	246.363	268.931	291.365
Shredded carbon steel scrap.....	10	121193	06/96	232.667	221.038	239.226	268.518	285.196
Cut plate and structural scrap.....	10	121194	06/96	257.104	250.685	267.534	295.316	317.009
Other carbon steel scrap.....	10	121195	06/96	206.367	205.363	223.808	242.328	203.087

See footnotes at end of table.

Table 9. Producer price indexes for commodity and service groupings and individual items, not seasonally adjusted — Continued

[February 2023, Index base 1982=100, unless otherwise indicated]

Title	Commodity code		Other index base	Unadjusted index ¹				
	Group code	Item code		Oct. 2022	Nov. 2022 ^P	Dec. 2022 ^P	Jan. 2023 ^P	Feb. 2023 ^P
Stainless and other alloy steel scrap.....	10	1212	12/86	389.956	414.627	456.148	485.970	517.370
Stainless and other alloy steel scrap.....	10	121208	06/96	252.648	268.632	295.533	314.855	335.198
Cast iron scrap.....	10	1213	12/86	308.813	299.434	304.301	325.537	350.504
Cast iron scrap.....	10	121308	06/96	240.420	233.118	236.908	253.440	272.878
Other ferrous scrap.....	10	1215	06/06	96.574	98.929	97.431	121.344	125.955
Other ferrous scrap.....	10	121501	06/06	96.574	98.929	97.431	121.344	125.955
Foundry and forge shop products.....	10	15		273.456	273.285	273.747	277.827	280.461
Pressure and soil pipe & fittings, cast iron.....	10	1502		572.609	580.896	586.893	584.145	587.404
Pressure pipe & fittings, cast iron.....	10	15021	12/11	137.110	139.612	141.423	140.354	141.622
Pressure pipe & fittings, ductile iron.....	10	150211		415.095	423.011	419.303	416.053	419.697
Other gray and ductile iron castings.....	10	1504		268.121	268.111	266.116	265.800	270.414
Ductile iron castings (excluding pressure pipe & fittings).....	10	150413	12/03	192.482	192.511	192.307	192.094	193.423
Ductile iron castings for automotive uses.....	10	1504131	06/12	111.015	110.944	110.767	110.938	112.764
Ductile iron castings for all other uses.....	10	1504132	06/12	141.337	141.441	141.345	140.977	141.188
Gray iron castings (excluding soil & pressure pipe & fittings).....	10	150419	12/11	137.480	137.457	135.705	135.526	139.992
Steel investment castings.....	10	1506		312.146	312.146	312.146	318.596	318.596
Steel investment castings.....	10	150624	12/03	178.182	178.182	178.182	181.864	181.864
Carbon steel castings, except investment.....	10	1507		276.757	277.615	284.676	285.419	286.949
Carbon steel castings, except investment.....	10	150701	12/03	187.327	187.907	192.687	193.190	194.225
High alloy steel castings, excluding investment.....	10	1508		370.047	370.085	370.085	395.866	—
High alloy steel castings, excluding investment.....	10	150801	12/03	271.830	271.859	271.859	290.797	—
Other alloy steel castings, except investment.....	10	1509		265.214	265.212	265.212	265.645	265.645
Other alloy steel castings, except investment.....	10	150901	12/03	189.982	189.980	189.980	190.290	190.290
Other forge shop products.....	10	1513	06/82	199.470	198.305	199.016	203.829	205.821
Closed die forgings, ferrous.....	10	151359	06/98	147.939	146.808	144.704	148.430	150.136
Hot impression die impact, press and upset steel forgings.....	10	15135912	12/17	120.478	119.498	117.675	121.009	122.401
Hot impression die impact, press, and upset carbon steel forgings.....	10	151359121	12/17	112.628	112.123	108.097	110.781	112.654
Hot impression die impact, press, & upset alloy steel forgings, except stainless and high temp.....	10	151359122	12/17	125.335	123.579	124.136	126.615	127.640
Steel mill products.....	10	17		337.206	326.698	315.639	308.080	316.013
Semifinished steel mill products.....	10	1702	06/82	454.672	447.567	433.018	441.512	456.668
Hot rolled steel bars, plates, and structural shapes.....	10	1704	06/82	319.265	309.332	301.002	293.197	294.111
Hot rolled steel bars, plates, and structural shapes, carbon.....	10	170410	12/17	185.132	179.932	174.234	170.046	170.046
Steel wire.....	10	1705	06/82	423.116	418.748	412.857	414.670	410.483
Steel wire, carbon.....	10	170501	12/03	387.513	380.029	372.383	371.898	364.841
Steel wire, stainless steel.....	10	170502	12/10	195.142	195.142	195.105	195.105	—
Steel pipe and tube.....	10	1706	06/82	473.076	468.438	454.060	448.330	426.957
Steel pipe and tube, carbon.....	10	170652	12/17	200.026	198.118	191.905	188.892	180.050
Steel pipe and tube, stainless steel.....	10	170674	12/10	155.108	153.496	151.481	153.040	152.543
Cold rolled steel sheet and strip.....	10	1707	06/82	368.249	356.160	349.378	319.632	329.742
Cold rolled steel sheet and strip.....	10	170710	06/82	368.249	356.160	349.378	319.632	329.742
Cold finished steel bars and bar shapes.....	10	1708	06/82	292.638	293.241	288.020	288.989	293.411
Cold finished steel bars and bar shapes.....	10	170810	12/17	152.756	153.071	150.345	150.852	153.160
Electrometallurgical ferroalloy products.....	10	1712	12/17	172.529	170.024	163.536	151.365	144.943
Electrometallurgical ferroalloy products.....	10	171201	12/17	172.529	170.024	163.536	151.365	144.943
Nonferrous metals.....	10	2		316.042	325.689	328.267	336.908	339.167
Nonferrous metal ores.....	10	21	12/83	488.946	514.391	511.147	540.652	534.607
Other metal ores.....	10	2112	12/03	2,377.284	—	—	—	—
Other metal ores.....	10	211201	12/03	2,377.284	—	—	—	—
Primary nonferrous metals.....	10	22		221.406	233.469	236.483	243.567	249.807
Primary nonferrous metals.....	10	2201		226.866	239.227	242.315	249.574	255.967
Copper cathode and refined copper.....	10	220131	12/96	221.779	228.488	228.488	232.710	—
Other nonferrous metals, unalloyed.....	10	220181	06/88	324.715	340.242	351.106	367.058	379.500
Nonferrous scrap.....	10	23		461.674	468.241	479.537	483.214	471.490
Copper base scrap.....	10	2301		539.245	588.507	600.617	620.588	626.528
No. 1 copper scrap, including wire.....	10	230101	12/86	433.539	492.822	498.119	518.068	524.783
No. 2 copper scrap, including wire.....	10	230102	12/86	695.386	796.322	809.361	844.624	837.308
Yellow brass scrap.....	10	230103	12/86	603.966	627.576	650.281	668.761	—
Other copper and brass scrap.....	10	230104	12/86	641.041	642.848	664.906	675.043	—
Aluminum base scrap.....	10	2302		227.399	226.405	248.635	254.421	256.915
Used beverage can scrap.....	10	230205	12/86	183.289	197.799	202.660	196.867	231.789
Other old aluminum base scrap.....	10	230206	12/86	173.243	181.483	181.417	186.002	190.242
Other nonferrous scrap (including lead, zinc and precious metals).....	10	2303		581.204	567.592	550.563	535.337	489.446
Other nonferrous scrap (including lead, zinc and precious metals).....	10	230309	06/06	248.564	242.743	235.460	228.948	209.322
Secondary nonferrous metals.....	10	24		304.857	320.653	323.008	325.192	327.967
Secondary aluminum.....	10	2402		291.948	286.339	286.962	288.032	295.875

See footnotes at end of table.

Table 9. Producer price indexes for commodity and service groupings and individual items, not seasonally adjusted — Continued

[February 2023, Index base 1982=100, unless otherwise indicated]

Title	Commodity code		Other index base	Unadjusted index ¹				
	Group code	Item code		Oct. 2022	Nov. 2022 ^P	Dec. 2022 ^P	Jan. 2023 ^P	Feb. 2023 ^P
Secondary aluminum.....	10	240229	06/97	181.691	178.200	178.588	179.254	184.135
Secondary copper, alloyed and unalloyed.....	10	2403		668.617	685.573	668.127	683.742	692.058
Secondary copper, alloyed and unalloyed.....	10	240339	06/97	438.125	449.236	437.804	448.036	453.485
Secondary precious metals.....	10	2406		322.243	373.241	—	385.767	378.514
Secondary precious metals.....	10	240669	06/97	382.094	442.563	—	457.416	448.816
All other miscellaneous secondary nonferrous metals, including lead and zinc.....	10	2408		103.099	101.867	106.747	104.762	103.247
Nonferrous mill shapes.....	10	25		260.782	263.918	266.404	273.822	280.860
Aluminum mill shapes.....	10	2501		231.681	228.166	230.635	238.240	245.258
Aluminum sheet and strip.....	10	250105	12/03	145.001	142.621	144.258	147.657	151.803
Extruded aluminum rod, bar, and other extruded shapes.....	10	250162	12/04	155.686	154.139	156.153	163.458	169.191
Aluminum extruded and drawn pipe and tube.....	10	250163	12/04	112.111	110.643	112.301	121.707	127.203
Copper and brass mill shapes.....	10	2502		531.671	571.548	576.411	589.349	602.721
Copper and copper alloy sheet, strip and plate.....	10	250237	12/03	270.166	289.511	292.339	305.375	313.072
Copper and copper alloy rod, bar and shapes.....	10	250238	12/03	318.609	342.551	346.763	354.097	359.862
Copper and copper alloy pipe and tube.....	10	250239	06/04	331.501	356.954	357.047	358.999	371.905
Nickel and nickel-base alloy mill shapes.....	10	2504		227.204	223.675	223.410	225.192	230.897
Nickel and nickel-base alloy mill shapes.....	10	250466	12/03	165.089	162.525	162.332	163.627	167.772
Titanium and titanium-base alloy mill shapes.....	10	2505		198.218	198.218	202.397	205.122	205.122
Titanium and titanium-base alloy mill shapes.....	10	250505	12/03	176.324	176.324	180.041	182.465	182.465
Other nonferrous mill shapes.....	10	2519		246.637	247.315	247.931	255.276	262.009
All other nonferrous metal mill shapes, except precious metal.....	10	251935	12/03	229.126	230.087	230.958	234.364	243.067
Nonferrous wire and cable.....	10	26		346.527	360.618	362.692	374.964	382.995
Nonferrous wire and cable.....	10	2603	12/82	355.449	369.902	372.030	384.618	392.855
Electronic wire and cable.....	10	260301	12/82	313.863	314.882	314.882	322.639	333.986
Copper wire and cable.....	10	260314	12/86	366.290	376.068	381.066	397.421	410.603
Power wire and cable.....	10	260332	06/04	343.111	391.328	394.209	390.648	405.664
Fiber optic cable.....	10	260333	12/88	67.120	67.120	67.120	67.805	67.805
Other wire and cable.....	10	260398	06/04	208.972	208.859	210.476	210.481	213.200
Nonferrous forge shop products.....	10	27	12/83	203.365	203.930	204.036	202.028	208.500
Nonferrous forge shop products.....	10	2701	12/83	203.365	203.930	204.036	202.028	208.500
Nonferrous forge shop products.....	10	270111	12/83	204.332	204.900	205.007	202.989	209.491
Hot impression die, impact, press and upset aluminum and other nonferrous forgings.....	10	2701111	12/07	120.601	120.960	121.027	119.708	123.958
Hot impression die, impact, press and upset aluminum and aluminum alloy forgings.....	10	27011111	12/07	133.078	133.402	133.547	130.129	130.391
Hot impression die, impact, press and upset titanium and titanium alloy forgings.....	10	27011112	12/07	105.677	105.677	105.677	106.323	115.035
Other nonferrous hot impression die impact, press, and upset forgings.....	10	27011113	12/07	121.924	123.556	123.556	125.432	129.538
Nonferrous foundry shop products.....	10	28		267.596	271.273	271.249	272.522	274.726
Aluminum castings.....	10	2802		227.560	232.098	232.193	232.086	233.416
Aluminum die-castings.....	10	280207	06/83	193.935	198.328	197.968	196.810	198.446
Aluminum castings, excluding die-castings.....	10	280208	05/18	127.699	129.570	130.190	131.377	131.535
Castings, nonferrous (except aluminum).....	10	2807	12/11	135.425	135.748	135.610	137.692	139.467
Castings, nonferrous (except aluminum).....	10	280701	12/11	135.425	135.748	135.610	137.692	139.467
Nonferrous die-castings (except aluminum).....	10	2807011	12/11	137.867	137.396	137.515	139.018	139.103
Copper base castings (excluding die-castings).....	10	2807013	12/11	131.008	132.580	132.021	134.545	135.493
Metal containers.....	10	3		237.478	236.419	236.430	232.183	231.303
Metal cans and can components.....	10	31		212.931	212.931	212.931	209.240	209.240
Steel cans and tinware end products.....	10	3102		325.315	325.315	325.315	327.073	327.073
Steel cans and tinware end products.....	10	310231	12/01	255.010	255.010	255.010	256.389	256.389
Aluminum cans and can components.....	10	3103		153.361	153.361	153.361	148.480	148.480
Aluminum cans and can components.....	10	310331	12/01	180.929	180.929	180.929	175.171	175.171
Barrels, drums, pails and other metal containers.....	10	32		466.614	457.226	457.327	447.841	438.658
Barrels, drums, pails and other metal containers.....	10	3201		466.614	457.226	457.327	447.841	438.658
Steel shipping barrels and drums (excl. beer barrels) (more than 12-gallon capacity).....	10	320106	12/11	185.490	172.819	173.134	165.874	157.165
All other metal containers.....	10	320107	12/11	188.697	188.697	188.593	185.018	185.018
Hardware.....	10	4		280.660	281.772	283.731	286.095	283.980
Hardware, n.e.c.....	10	41		283.475	284.768	287.509	290.307	285.445
Builders' hardware.....	10	4101		333.508	333.835	340.393	341.550	327.605
Builders' hardware (lock units, key blanks, door & window hardware, cabinet hardware, etc.).....	10	410104	06/07	168.068	168.232	171.537	172.120	165.093
Transportation equipment hardware.....	10	4103		193.539	196.313	196.313	201.714	203.235
Motor vehicle hardware.....	10	410311	06/85	161.712	166.633	166.633	169.478	169.478
Other transportation equipment hardware, incl. marine & aircraft (excl. motor vehicle hardware).....	10	410341	06/85	572.245	553.576	553.576	—	—

See footnotes at end of table.

Table 9. Producer price indexes for commodity and service groupings and individual items, not seasonally adjusted — Continued
 [February 2023, Index base 1982=100, unless otherwise indicated]

Title	Commodity code		Other index base	Unadjusted index ¹				
	Group code	Item code		Oct. 2022	Nov. 2022 ^P	Dec. 2022 ^P	Jan. 2023 ^P	Feb. 2023 ^P
Furniture hardware.....	10	4104		332.007	330.312	330.312	326.361	325.834
Furniture hardware.....	10	410411	06/85	296.606	295.092	295.092	291.562	291.091
Other miscellaneous hardware.....	10	4105	06/85	466.116	466.062	466.090	466.472	478.384
Other miscellaneous hardware.....	10	410502	12/03	329.788	329.749	329.769	330.040	338.467
Hand and edge tools.....	10	42		283.010	283.834	284.466	286.008	289.496
Hand and edge tools.....	10	4201		283.010	283.834	284.466	286.008	289.496
Mechanics hand service tools.....	10	420135	06/06	143.364	144.360	145.125	146.516	146.960
Edge tools, hand operated.....	10	420145	06/06	165.473	165.473	165.473	165.473	169.341
All other misc handtools, including cutting dies, machine & power-driven (except metal cutting).....	10	420155	06/06	145.621	145.621	145.621	146.683	149.236
All other handtools, n.e.c.....	10	4201554	12/11	134.940	134.940	134.940	—	—
Saw blades and handsaws.....	10	420168	12/03	139.272	139.272	139.272	—	—
Plumbing fixtures and fittings.....	10	5		330.929	331.026	330.497	334.343	335.212
Plumbing fixture fittings and trim.....	10	54		388.615	388.615	388.615	394.728	394.728
Plumbing fixtures, fittings, and trim.....	10	5402		388.453	388.453	388.453	394.563	394.563
Lavatory and sink fittings.....	10	540218	06/98	197.312	197.312	197.312	203.488	203.488
Miscellaneous plumbing fixtures, fittings, and trim.....	10	540223	06/83	396.535	396.535	396.535	397.862	397.862
Enameled iron & metal sanitary ware.....	10	56	12/86	287.957	288.344	286.216	284.862	290.568
Enameled iron and metal sanitary ware.....	10	5601	12/86	287.957	288.344	286.216	284.862	290.568
Enameled iron and metal sanitary ware.....	10	560102	12/03	205.493	205.769	204.251	203.285	207.356
Heating equipment.....	10	6		373.267	381.980	383.084	384.494	383.930
Steam and hot water equipment.....	10	61		404.473	404.473	404.473	404.473	404.473
Steam and hot water equipment.....	10	6101		404.473	404.473	404.473	404.473	404.473
Cast iron heating boilers, radiators and convectors.....	10	610106	06/99	279.201	279.201	279.201	279.201	279.201
Furnaces and heaters, including parts.....	10	62		292.757	298.221	297.768	298.095	294.790
Furnaces and heaters, including parts.....	10	6201		292.757	298.221	297.768	298.095	294.790
Furnaces and heaters, including parts.....	10	620146	12/03	193.510	197.122	196.822	197.039	194.854
Warm air furnaces, including parts.....	10	6201461	12/09	171.773	173.819	173.501	173.749	171.074
Warm air furnaces.....	10	62014611	12/09	167.131	169.395	169.043	169.296	166.567
Floor and wall furnaces, unit heaters, infrared heaters, & mechanical stokers, including parts.....	10	6201462	12/09	145.692	153.516	153.516	153.556	153.556
Other heating equipment, non-electric, including parts.....	10	63		334.452	351.953	356.594	361.339	364.542
Other heating equipment, non-electric, including parts.....	10	6301		334.452	351.953	356.594	361.339	364.542
Other heating equipment, non-electric, including parts.....	10	630161	06/99	207.602	218.466	221.346	224.292	226.279
Domestic heating stoves.....	10	64		252.894	271.720	271.720	274.628	274.628
Domestic heating stoves.....	10	6401		252.894	271.720	271.720	274.628	274.628
Domestic heating stoves.....	10	640141	06/99	199.133	213.957	213.957	216.247	216.247
Domestic water heaters.....	10	66		569.210	569.385	569.385	569.385	571.783
Domestic water heaters.....	10	6601		569.210	569.385	569.385	569.385	571.783
Household water heaters, electric, for permanent installation.....	10	660101		563.918	563.918	563.918	563.918	564.715
Household water heaters, except electric.....	10	660114	12/00	346.462	346.657	346.657	346.657	348.640
Fabricated structural metal products.....	10	7		366.801	363.682	362.561	362.835	363.334
Metal doors, sash, and trim.....	10	71		425.493	426.020	426.042	426.081	429.103
Metal doors and frames (except storm).....	10	7102	06/83	401.489	402.289	402.325	402.399	404.014
Metal doors and frames (except storm).....	10	710209	06/07	208.283	208.697	208.716	208.754	209.592
Metal windows (except storm sash).....	10	7103	06/83	405.639	405.798	405.798	405.726	405.741
Metal windows (except storm sash).....	10	710313	06/97	276.934	277.042	277.042	276.993	277.004
Metal molding and trim and store fronts.....	10	7104	06/83	1,057.060	1,057.060	1,057.060	1,057.012	1,057.012
Metal molding and trim and store fronts.....	10	710413	06/83	1,057.060	1,057.060	1,057.060	1,057.012	1,057.012
Metal combination screen, storm sash, and storm doors.....	10	7105	06/83	232.272	232.272	232.272	232.272	259.936
Metal combination screen, storm sash, and storm doors.....	10	710515	06/83	232.272	232.272	232.272	232.272	259.936
Metal window and door screens (except combination screens) and metal weather strip.....	10	7107	05/16	154.147	154.147	154.147	154.147	154.147
Metal window and door screens (except combination screens) and metal weather strip.....	10	710717	05/16	154.147	154.147	154.147	154.147	154.147
Metal tanks.....	10	72		318.241	318.460	318.286	321.136	321.149
Metal tanks.....	10	7201		318.241	318.460	318.286	321.136	321.149
Metal tanks, heavy gauge, including field-erected.....	10	720123		318.241	318.460	318.286	321.136	321.149
Sheet metal products.....	10	73		321.198	317.522	317.131	315.026	312.930
Sheet metal products.....	10	7301		321.198	317.522	317.131	315.026	312.930
Sheet metal air-conditioning ducts and stove pipe.....	10	730120	12/03	289.244	289.244	289.244	290.994	290.994
Sheet metal roofing and roof drainage equipment.....	10	730170	12/03	251.805	242.203	242.974	241.646	238.881
Sheet metal electronic enclosures.....	10	7301C	06/11	140.319	140.150	140.188	140.363	140.282
Steel sheet metal computer & peripheral equipment enclosures.....	10	7301C1	06/11	122.558	122.407	122.537	122.578	122.612
Aluminum sheet metal computer & peripheral equipment enclosures.....	10	7301C2	06/11	167.861	167.648	167.648	167.729	167.729

See footnotes at end of table.

Table 9. Producer price indexes for commodity and service groupings and individual items, not seasonally adjusted — Continued
 [February 2023, Index base 1982=100, unless otherwise indicated]

Title	Commodity code		Other index base	Unadjusted index ¹				
	Group code	Item code		Oct. 2022	Nov. 2022 ^P	Dec. 2022 ^P	Jan. 2023 ^P	Feb. 2023 ^P
Other sheet metal electronic enclosures (excl. computers).....	10	7301C3	06/11	138.996	138.835	138.827	139.157	138.938
Other sheet metal work.....	10	7301G	06/11	138.370	137.374	137.123	137.047	137.114
Aluminum and other sheet metal work.....	10	7301G3	06/11	132.041	130.499	130.112	129.983	130.088
Structural, architectural, and pre-engineered metal products.....	10	74		367.891	362.984	361.628	362.731	363.766
Fabricated structural metal.....	10	7405		364.901	362.563	362.542	364.391	365.558
Fabricated structural metal bar joists and concrete reinforcing bars.....	10	74051		353.146	350.066	350.684	354.140	356.604
Fabricated structural iron & steel for industrial bldgs metal bar joists, short span.....	10	740510	06/11	170.240	168.154	165.877	164.715	166.367
Fabricated structural iron & steel for commercial, residential, institutional, & public bldgs.....	10	740514	06/11	204.974	203.321	204.254	207.174	208.451
Other fabricated structural metal, including for bridges.....	10	74055	06/82	372.702	371.570	370.566	371.075	371.163
Fabricated structural metal for bridges.....	10	740553	12/07	170.469	170.747	168.875	174.104	161.434
Other fabricated structural iron and steel, aluminum, and other metals.....	10	740554	12/07	175.548	174.886	174.643	174.392	175.681
Custom roll form products.....	10	7407		249.849	237.394	231.927	231.796	231.694
Custom roll form products.....	10	740775	06/90	235.885	224.125	218.964	218.841	218.744
Ornamental and architectural metal work.....	10	7408	12/83	533.743	530.216	530.188	530.123	529.741
Iron, steel, and aluminum stairs, staircases and fire escapes.....	10	740803	12/83	585.144	575.772	575.677	575.375	574.218
Steel and aluminum fences, gates (not wire), and railings and window guards.....	10	740813	12/97	297.960	296.386	296.386	296.515	296.507
Open metal flooring, grating and studs.....	10	740814	12/97	—	289.823	—	—	—
Other architectural and ornamental metal work.....	10	74082	12/97	322.257	322.257	322.257	322.257	322.257
Other aluminum and metal architectural and ornamental work.....	10	740821	12/08	207.995	207.995	207.995	207.995	207.995
Other iron and steel architectural and ornamental work.....	10	740822	12/08	208.477	208.477	208.477	208.477	208.477
Fabricated metal pipe, tube, and fittings.....	10	7411	12/11	138.912	137.599	137.211	137.238	138.911
Fabricated metal pipe, tube, and fittings.....	10	741151	12/11	138.912	137.599	137.211	137.238	138.911
Heat exchangers and steam condensers.....	10	75		414.558	415.316	416.882	416.924	416.924
Heat exchangers and steam condensers.....	10	7501		414.224	414.981	416.546	416.587	416.587
Heat exchangers and steam condensers (except for nuclear applications).....	10	750103		417.054	418.100	420.021	420.021	420.021
Steel power boilers, parts and attachments (excl. nuclear applications).....	10	750106	05/22	101.129	—	—	101.187	—
Fabricated steel plate.....	10	76		336.245	333.302	330.554	330.554	330.554
Fabricated steel plate.....	10	7601		336.245	333.302	330.554	330.554	330.554
Fabricated steel plate.....	10	760102	12/01	229.523	227.514	225.639	225.639	225.639
Prefabricated metal buildings.....	10	79		518.999	518.520	511.737	511.891	515.175
Prefabricated metal building systems (excl. farm service bldgs, residential bldgs, and parts).....	10	7901		537.307	537.316	534.015	534.015	537.977
Prefabricated metal building systems (excl. farm service bldgs, residential bldgs, and parts).....	10	790101	12/97	390.346	390.352	387.954	387.954	390.832
Industrial & commercial prefab metal building systems (excl farm svc bldgs, residential, parts).....	10	7901012	12/07	257.155	257.160	255.474	255.474	257.656
Farm service buildings and other prefabricated and portable buildings, steel and aluminum.....	10	7902		474.063	474.072	470.652	468.433	472.789
Farm service buildings and other prefabricated and portable buildings, steel and aluminum.....	10	790201	12/97	321.870	321.876	319.553	318.047	321.005
Panels, parts, and sections for prefabricated buildings, steel and aluminum.....	10	7903		419.319	416.624	394.694	397.270	396.907
Panels, parts, and sections for prefabricated buildings, steel and aluminum.....	10	790354		419.319	416.624	394.694	397.270	396.907
Miscellaneous metal products.....	10	8		221.265	222.963	222.732	222.996	224.974
Bolts, nuts, screws, rivets, and washers.....	10	81		294.403	292.059	292.325	296.441	298.894
Externally threaded fasteners, except aircraft types.....	10	8102	06/82	255.153	254.387	253.912	260.287	265.471
Hex bolts, including heavy, tap-and-joint.....	10	810206	06/82	203.963	198.652	198.918	203.425	203.547
Cap, set, machine, lag, flange, and self-locking screws, except aircraft types.....	10	810231		312.676	310.863	309.876	330.314	338.319
Other metal bolts, incl. square, round, plow, high-strength structural, and bent.....	10	810262	12/99	267.484	267.485	267.485	263.856	279.292
Other externally threaded metal fasteners, including studs, except aircraft types.....	10	810263	12/99	182.836	184.931	184.436	183.139	184.469
Internally threaded fasteners, except aircraft types.....	10	8103	06/82	148.351	149.044	152.060	152.463	152.517
Internally threaded fasteners, except aircraft types.....	10	810312	06/82	148.351	149.044	152.060	152.463	152.517
Nonthreaded metal fasteners, except aircraft types.....	10	8104	06/82	269.501	265.359	264.910	272.039	269.171
Nonthreaded metal fasteners, except aircraft types.....	10	810424	06/82	269.501	265.359	264.910	272.039	269.171
Aircraft fasteners, except plastics (including aerospace).....	10	8105	06/82	571.542	560.681	560.681	560.681	560.681
Aircraft fasteners, except plastics (including aerospace).....	10	810536	06/82	571.542	560.681	560.681	560.681	560.681
Formed products, except fasteners, made by cold-, warm-, or hot-heading processes.....	10	8106	06/82	253.009	253.009	253.009	253.009	253.009
Formed products, except fasteners, made by cold-, warm-, or hot-heading processes.....	10	810648	06/82	253.009	253.009	253.009	253.009	253.009
Lighting fixtures.....	10	83		217.199	217.199	217.529	219.317	219.498
Residential electric lighting fixtures, except portable.....	10	8302		255.067	255.075	255.075	255.076	255.077

See footnotes at end of table.

Table 9. Producer price indexes for commodity and service groupings and individual items, not seasonally adjusted — Continued
 [February 2023, Index base 1982=100, unless otherwise indicated]

Title	Commodity code		Other index base	Unadjusted index ¹				
	Group code	Item code		Oct. 2022	Nov. 2022 ^P	Dec. 2022 ^P	Jan. 2023 ^P	Feb. 2023 ^P
Residential electric lighting fixtures, except portable.....	10	830225	06/98	176.845	176.850	176.850	176.851	176.851
Commercial, institutional and industrial electric lighting fixtures.....	10	8303		238.516	238.516	239.211	242.366	242.733
Commercial and institutional electric lighting fixtures, including parts and accessories.....	10	830302	12/04	158.396	158.396	158.995	161.491	161.782
Industrial electric lighting fixtures, including parts and accessories.....	10	830304	12/04	190.243	190.243	190.243	190.243	190.243
Other lighting equipment.....	10	8305		199.470	199.470	199.470	200.032	200.032
Outdoor lighting equipment (including parts and accessories).....	10	830522	06/85	203.995	203.995	203.995	205.355	205.355
All other miscellaneous electric and nonelectric lighting equipment, incl parts and accessories.....	10	830524	06/85	125.854	125.854	125.854	125.854	125.854
Ammunition, except for small arms.....	10	85	12/85	240.560	240.560	239.738	239.738	239.738
Ammunition, except for small arms.....	10	8501	12/85	240.560	240.560	239.738	239.738	239.738
Ammunition, except for small arms.....	10	850101	12/85	240.560	240.560	239.738	239.738	239.738
Ordnance and ordnance accessories, n.e.c.....	10	86	12/85	223.603	223.603	223.603	224.803	224.803
Ordnance and ordnance accessories, n.e.c.....	10	8601	12/85	223.603	223.603	223.603	224.803	224.803
Ordnance and ordnance accessories, n.e.c.....	10	860101	12/85	223.603	223.603	223.603	224.803	224.803
Fabricated ferrous wire products.....	10	88	06/82	368.871	365.799	361.787	360.545	359.264
Ferrous wire rope, cable, forms and strand.....	10	8801	06/82	367.496	365.526	351.310	353.101	354.861
Ferrous wire rope, cable, forms and strand.....	10	880101	06/82	367.496	365.526	351.310	353.101	354.861
Ferrous wire cloth, other woven wire products.....	10	8807	06/82	215.652	215.652	215.652	215.652	218.151
Ferrous wire cloth, other woven wire products.....	10	880701	06/82	215.652	215.652	215.652	215.652	218.151
Other fabricated ferrous wire products.....	10	8809	06/82	357.523	353.176	353.975	351.518	348.729
Steel fencing and fence gates.....	10	880993	06/09	153.682	150.903	151.688	143.524	143.829
Other fabricated ferrous wire products, n.e.c.....	10	880996	12/11	167.343	165.538	165.800	165.808	164.257
Steel nails, staples, tacks, spikes and brads.....	10	8812	06/09	254.880	254.899	255.184	254.617	254.776
Steel nails, staples, tacks, spikes and brads.....	10	881201	06/09	254.880	254.899	255.184	254.617	254.776
Other miscellaneous metal products.....	10	89		201.259	203.871	203.788	203.597	205.989
Wire springs.....	10	8904		356.147	353.001	351.502	350.215	348.517
Precision mechanical wire springs.....	10	890424		263.346	264.520	264.725	266.122	265.323
Precision mechanical extension- and torsion-type wire springs.....	10	8904241	12/09	160.313	159.824	159.335	159.029	157.993
Precision mechanical compression-type springs.....	10	8904242	12/09	146.755	147.902	148.268	149.822	149.747
Other metal products.....	10	8905		182.370	185.008	185.040	184.528	186.728
Automotive job stampings.....	10	890507		124.526	129.464	129.433	128.953	128.360
Precision turned products, automotive.....	10	890521	12/83	155.228	155.228	155.228	155.228	168.442
Precision turned products, except automotive.....	10	890522	12/83	253.596	254.280	254.306	254.616	266.232
Metal powders, paste, and flake.....	10	890564	06/85	235.730	235.772	235.772	227.844	229.519
Powder metallurgy parts, except bearings, gears, etc.....	10	890571	12/91	134.967	134.514	134.476	134.307	—
Other fabricated metal products.....	10	890589	06/85	244.179	242.878	243.169	244.817	242.153
Metal stampings n.e.c.....	10	8907	06/84	250.053	243.652	243.233	244.558	250.310
Metal job stampings, except automotive.....	10	890701		286.093	277.021	276.427	279.356	282.432
Recreational vehicle metal job stamping.....	10	8907011	12/10	169.014	142.955	142.955	146.009	—
Motor and generator metal job stamping.....	10	8907012	12/10	118.070	118.070	118.070	113.469	113.469
Other metal job stampings.....	10	8907013	12/10	141.298	141.298	140.849	143.610	143.610
Metal foil and leaf.....	10	8908	12/84	206.567	206.567	206.567	211.923	211.952
Flexible packaging foil.....	10	890811	12/84	184.257	184.257	184.257	189.034	189.060
Heavy gauge springs.....	10	8909	06/04	218.332	294.552	292.711	293.116	291.126
Cold formed steel springs, except wire.....	10	890913	06/04	228.838	387.989	387.606	387.989	388.096
Machinery and equipment.....	11	—		168.743	169.320	169.721	171.855	172.197
Agricultural machinery and equipment.....	11	1		314.954	314.768	314.641	314.257	313.065
Agricultural machinery and equipment.....	11	14	12/02	197.173	197.056	196.977	196.736	195.990
Commercial turf and grounds care equipment, including parts and attachments.....	11	1401	12/02	160.137	160.859	160.859	159.651	160.044
Commercial turf and grounds care equipment, including parts and attachments.....	11	140111	12/02	160.137	160.859	160.859	159.651	160.044
Farm plows, harrows, rollers, pulverizers, etc., and attachments.....	11	1402	12/02	283.843	283.843	283.843	283.843	283.843
Farm plows, harrows, rollers, pulverizers, etc., and attachments.....	11	140211	12/02	283.843	283.843	283.843	283.843	283.843
Farm dairy equipment, sprayers and dusters, farm blowers, and attachments.....	11	1404	12/02	174.233	173.782	173.782	175.099	175.099
Farm dairy equipment, sprayers and dusters, farm blowers, and attachments.....	11	140411	12/02	174.233	173.782	173.782	175.099	175.099
Planting, seeding, and fertilizing machinery and attachments.....	11	1405	12/02	194.665	194.665	196.563	198.719	200.065
Planting, seeding, and fertilizing machinery and attachments.....	11	140511	12/02	194.665	194.665	196.563	198.719	200.065
Harvesting machinery (except hay and straw) and attachments.....	11	1406	12/82	333.471	333.471	333.471	333.471	333.471
Harvesting machinery (except hay and straw) and attachments.....	11	140611	12/82	333.471	333.471	333.471	333.471	333.471
Haying machinery and attachments.....	11	1407	12/82	315.407	315.787	315.787	312.703	312.703
Haying machinery and attachments.....	11	140711	12/82	315.407	315.787	315.787	312.703	312.703
All other farm machinery and equipment, excluding parts, including attachments.....	11	1408	12/02	241.391	239.628	238.296	237.193	232.585
All other farm machinery and equipment, excluding parts, including attachments.....	11	140811	12/02	241.391	239.628	238.296	237.193	232.585

See footnotes at end of table.

Table 9. Producer price indexes for commodity and service groupings and individual items, not seasonally adjusted — Continued
 [February 2023, Index base 1982=100, unless otherwise indicated]

Title	Commodity code		Other index base	Unadjusted index ¹				
	Group code	Item code		Oct. 2022	Nov. 2022 ^P	Dec. 2022 ^P	Jan. 2023 ^P	Feb. 2023 ^P
Parts for farm machinery, for sale separately.	11	1409	12/02	183.117	183.387	182.916	183.108	185.753
Parts for farm machinery, for sale separately.	11	140911	12/02	183.117	183.387	182.916	183.108	185.753
Construction machinery and equipment.	11	2		282.777	283.298	283.370	293.099	294.220
Tractors and attachments, ex. parts.	11	2A	12/99	181.273	180.077	180.077	189.267	190.656
Construction machinery for mounting (excluding parts, winches, snow clearing attachments).	11	2A03	12/99	171.427	171.427	171.427	189.743	189.743
Construction machinery for mounting (excluding parts, winches, snow clearing attachments).	11	2A0302	12/99	171.427	171.427	171.427	189.743	189.743
Tractor shovel loaders (skid steer, wheel, crawler, and integral design backhoes).	11	2A04		269.373	269.551	269.551	283.253	283.997
Tractor shovel loaders (skid steer, wheel, crawler, and integral design backhoes).	11	2A0406	06/86	256.902	257.072	257.072	270.140	270.849
Construction wheel and crawler tractors, dozers, self-propelled log skidders, etc.	11	2A05	12/03	170.032	167.888	167.888	171.930	175.242
Construction wheel and crawler tractors, dozers, self-propelled log skidders, etc.	11	2A0501	12/03	170.032	167.888	167.888	171.930	175.242
Power cranes, draglines, & shovels (excavators) (incl. surface mining equipment) (excl. parts).	11	2B	12/99	180.826	181.071	181.071	189.450	189.450
Power cranes, draglines, & shovels (excavators) (incl. surface mining equip.) (excluding parts).	11	2B05	12/99	180.826	181.071	181.071	189.450	189.450
Power cranes, draglines, & shovels (excavators) (incl. surface mining equip.) (excluding parts).	11	2B0504	12/99	180.826	181.071	181.071	189.450	189.450
Mixers, pavers, and related equipment (excluding parts).	11	2C		292.538	296.274	296.274	313.413	313.413
Mixers, pavers, and related equipment (excluding parts).	11	2C01		292.538	296.274	296.274	313.413	313.413
Mixers, pavers, and related equipment (excluding parts).	11	2C0109	12/99	210.058	212.740	212.740	225.048	225.048
Off-highway, equipment, ex. parts.	11	2D	12/99	198.609	199.301	199.301	207.294	207.294
Off-highway trucks, haulers, truck-type tractor chassis, trailers, etc. (excluding parts).	11	2D02	12/03	179.320	179.771	179.771	186.441	186.441
Off-highway trucks, haulers, truck-type tractor chassis, trailers, etc. (excluding parts).	11	2D0201	12/03	179.320	179.771	179.771	186.441	186.441
Graders, rollers & compactors, rough-terrain forklifts, scrapers, trenchers, etc. (excl. parts).	11	2D03	12/03	196.714	197.517	197.517	205.986	205.986
Graders, rollers & compactors, rough-terrain forklifts, scrapers, trenchers, etc. (excl. parts).	11	2D0301	12/03	196.714	197.517	197.517	205.986	205.986
Misc. construction machinery and equipment.	11	2J	12/05	173.545	174.832	174.832	176.077	177.334
Winches, aerial work platforms, and automotive wrecker hoists, including parts and attachments.	11	2J01	12/05	180.347	180.347	180.347	183.184	186.068
Winches, aerial work platforms, and automotive wrecker hoists, including parts and attachments.	11	2J0101	12/03	227.167	227.167	227.167	230.741	234.374
Other construction machinery and equipment (excluding parts).	11	2J03	12/03	187.722	190.665	190.665	190.683	190.683
Other construction machinery and equipment (excluding parts).	11	2J0301	12/03	187.722	190.665	190.665	190.683	190.683
Parts for construction machinery and equipment, sold separately.	11	2K	12/99	186.279	187.508	188.060	189.103	189.110
Parts for construction machinery and equipment, sold separately.	11	2K01	12/99	186.279	187.508	188.060	189.103	189.110
Parts for cranes, draglines, and shovels (including surface mining equipment) (sold separately).	11	2K0101	12/11	154.093	154.088	154.088	154.087	154.087
Parts for off-highway wheel tractors and shovel loaders (sold separately).	11	2K0102	12/11	121.293	128.038	128.038	128.629	128.629
Parts for other construction machinery (sold separately).	11	2K0103	12/11	134.935	134.359	135.115	136.475	136.485
Metalworking machinery and equipment.	11	3		230.661	231.622	232.788	234.268	234.999
Power-driven handtools, including parts and attachments.	11	32		221.574	221.576	221.576	223.449	223.449
Power-driven handtools, including parts and attachments.	11	3211	12/04	150.929	150.930	150.930	152.206	152.206
Power-driven handtools, including parts and attachments.	11	321101	12/04	150.929	150.930	150.930	152.206	152.206
Power-driven handtools, pneumatic, hydraulic, and powder-actuated.	11	3211011	06/11	151.196	151.198	151.198	153.308	153.308
Power-driven handtools, electric (except battery powered), including parts.	11	3211014	06/11	142.507	142.507	142.507	142.507	142.507
Welding machines and equipment.	11	33		385.828	386.525	386.525	389.294	389.368
Arc welding machines, components, and accessories, excluding electrodes and stud welding equip.	11	3301		418.112	418.112	418.112	418.267	418.267
Arc welding machines, components, and accessories, excluding electrodes and stud welding equip.	11	330175	12/97	274.705	274.705	274.705	274.807	274.807
Resistance welders, components, accessories, and electrodes.	11	3302		291.551	291.551	291.551	301.810	—
Resistance welders, components, accessories, and electrodes.	11	330276	12/84	270.185	270.185	270.185	279.692	—
Gas welding and cutting equipment, parts, attachments, and accessories.	11	3304		259.825	259.825	259.825	267.528	267.670
Gas welding and cutting equipment, parts, attachments, and accessories.	11	330461	06/83	255.553	255.553	255.553	263.129	263.268
Other welding equipment, components, and accessories (excluding arc, resistance, and gas).	11	3306	12/00	152.431	152.431	152.431	155.188	155.485
Other welding equipment, components, and accessories (excluding arc, resistance, and gas).	11	330629	12/00	152.431	152.431	152.431	155.188	155.485
Industrial process furnaces and ovens.	11	34		263.427	264.210	266.102	267.292	268.618

See footnotes at end of table.

Table 9. Producer price indexes for commodity and service groupings and individual items, not seasonally adjusted — Continued

[February 2023, Index base 1982=100, unless otherwise indicated]

Title	Commodity code		Other index base	Unadjusted index ¹				
	Group code	Item code		Oct. 2022	Nov. 2022 ^P	Dec. 2022 ^P	Jan. 2023 ^P	Feb. 2023 ^P
Industrial process furnaces and ovens, except parts and attachments.	11	3407	12/04	161.929	162.581	163.889	164.753	166.186
Industrial process furnaces and ovens, except parts and attachments. ...	11	340711	12/04	161.929	162.581	163.889	164.753	166.186
Parts and attachments for industrial process furnaces and ovens.	11	3409	06/11	140.580	140.580	141.233	141.550	140.760
Parts and attachments for industrial process furnaces and ovens.	11	340901	06/11	140.580	140.580	141.233	141.550	140.760
Cutting tools and accessories.	11	35		217.465	218.637	220.762	222.026	222.107
Small cutting tools.	11	3501		203.388	204.834	207.630	208.732	208.840
End mills and milling cutters.	11	350144	12/11	116.907	117.577	118.518	120.093	120.610
Threading tools, including blanks, tips and inserts.	11	350145	12/11	118.300	118.559	118.559	119.161	119.161
Carbon and high-speed steel, shank, solid, tipped carbide twist drills. ...	11	350146	12/11	123.131	123.131	123.131	123.162	123.162
Taps, carbide indexable, and throwaway inserts for machine tools.	11	350147	12/11	134.684	134.684	134.684	135.497	135.497
Other cutting tools for machine tools, excluding tips and blanks.	11	350149	12/11	115.771	116.950	119.381	119.917	119.917
Other machine tool attachments and accessories.	11	3505	06/83	257.453	258.026	258.026	262.061	262.061
Other machine tool attachments and accessories.	11	350501	06/83	257.453	258.026	258.026	262.061	262.061
Abrasive products.	11	36		257.704	262.422	263.086	264.347	265.384
Nonmetallic sized grains, powders, and flour abrasives (incl. graded only).	11	3601		190.585	190.585	190.585	190.585	190.585
Nonmetallic sized grains, powders, and flour abrasives (incl. graded only).	11	360105	06/87	245.362	245.362	245.362	245.362	245.362
Nonmetallic abrasive products (including diamond abrasives).	11	3603		240.265	250.139	250.430	251.605	254.144
Nonmetallic abrasive products (including diamond abrasives).	11	360311	06/87	219.944	228.983	229.249	230.325	232.650
Nonmetallic coated abrasive products and buffing wheels, polishing wheels, and laps.	11	3605		307.898	314.802	314.802	314.802	315.310
Nonmetallic coated abrasive products and buffing wheels, polishing wheels, and laps.	11	360505		227.905	233.015	233.015	233.015	233.391
Metal cutting machine tools.	11	37		225.608	226.975	226.975	227.723	230.184
Other metal-cutting machine tools.	11	3720	12/09	122.485	123.445	123.445	123.501	123.501
Other metal-cutting machine tools.	11	372041	12/09	122.485	123.445	123.445	123.501	123.501
Metal machining centers.	11	3721	12/09	124.674	125.970	125.970	125.970	132.026
Metal machining centers.	11	372121	12/09	124.674	125.970	125.970	125.970	132.026
Rebuilt metal-cutting machine tools and parts for metal-cutting machine tools.	11	3753	12/02	156.852	156.852	156.852	158.624	158.624
Rebuilt metal-cutting machine tools and parts for metal-cutting machine tools.	11	375311	12/02	156.852	156.852	156.852	158.624	158.624
Metal forming machine tools.	11	38		268.010	268.010	268.188	268.188	268.396
Metal-forming machine tools (except rebuilt and parts).	11	3826	12/09	134.636	134.636	134.636	134.636	134.636
Metal punching and shearing (power & manual), and bending and forming machines (power only).	11	382611		217.541	217.541	217.541	217.541	217.541
Metalworking presses (except forging and die-stamping presses).	11	382631		274.628	274.628	274.628	274.628	274.628
Rebuilt metal-forming machine tools and parts for metal-forming machine tools.	11	3852	12/02	153.830	153.830	154.341	154.341	154.690
Rebuilt metal-forming machine tools and parts for metal-forming machine tools.	11	385205	12/02	153.830	153.830	154.341	154.341	154.690
Tools, dies, jigs, fixtures & ind. molds.	11	39		175.586	175.875	176.255	178.506	179.056
Special tools, dies, jigs, and fixtures.	11	3901		195.180	195.369	195.758	196.301	197.270
Special tools, dies, jigs, and fixtures.	11	390135	12/03	128.052	128.176	128.431	128.788	129.424
Jigs and fixtures, including parts.	11	3901351	06/10	134.672	135.060	135.529	135.878	137.176
Metalworking dies and die sets.	11	3901353	06/10	116.827	116.827	117.068	117.436	118.296
Standard punches, industrial prototypes, die parts & other special tooling for dies.	11	3901357	06/10	123.444	123.444	123.444	123.775	123.775
Industrial molds and mold boxes.	11	3903		149.839	150.220	150.578	154.992	155.006
Industrial injection-type molds made of metal for plastics.	11	390312	12/09	125.252	125.467	125.467	125.590	125.590
Other industrial molds and mold boxes.	11	390331	12/09	114.038	114.379	114.797	119.916	119.932
Metalworking machinery n. e. c.	11	3A	06/83	245.893	245.893	245.893	242.116	242.740
Other metalworking machinery.	11	3A02	06/83	316.256	316.256	316.256	316.256	319.480
Other metalworking machinery.	11	3A0201	06/83	316.256	316.256	316.256	316.256	319.480
General purpose machinery and equipment.	11	4		313.525	315.108	315.878	319.689	320.614
Pumps, compressors, and equipment.	11	41		335.348	337.460	337.548	344.710	345.193
Industrial pumps, except hydraulic fluid power pumps.	11	4102		333.702	333.702	333.702	348.775	348.775
Industrial pumps, except hydraulic fluid power pumps.	11	410212	12/97	212.918	212.918	212.918	222.535	222.535
Parts and attachments for air and gas compressors and vacuum pumps.	11	4107	06/84	393.201	393.910	393.910	396.316	396.886
Parts and attachments for air and gas compressors, ex. refrigeration, ice making, & a/c.	11	410701	06/84	393.201	393.910	393.910	396.316	396.886
Domestic water systems.	11	4113	12/03	208.173	208.173	208.173	216.471	216.471
Domestic water systems.	11	411311	12/03	208.173	208.173	208.173	216.471	216.471
Air and gas compressors and vacuum pumps.	11	4115	06/05	217.800	220.894	220.894	222.815	223.329
Air and gas compressors and vacuum pumps.	11	411501	06/05	217.800	220.894	220.894	222.815	223.329
Other pumps, including parts and attachments.	11	4119	12/83	345.676	346.899	347.269	348.511	349.532
Parts and attachments for pumps.	11	411911	12/83	408.375	408.375	409.715	412.009	412.254

See footnotes at end of table.

Table 9. Producer price indexes for commodity and service groupings and individual items, not seasonally adjusted — Continued

[February 2023, Index base 1982=100, unless otherwise indicated]

Title	Commodity code		Other index base	Unadjusted index ¹				
	Group code	Item code		Oct. 2022	Nov. 2022 ^P	Dec. 2022 ^P	Jan. 2023 ^P	Feb. 2023 ^P
All other pumps, including domestic sump, oil well, and oil field pumps.....	11	411915	12/97	189.153	190.146	190.146	190.661	191.411
Oil-well and oil-field pumps.....	11	4119153	12/09	—	—	—	121.900	121.900
Other pumps, except automotive circulating pumps, and measuring & dispensing pumps.....	11	4119155	12/09	155.077	156.478	156.478	156.968	157.684
Elevators, escalators, and other lifts.....	11	42		201.688	201.423	201.472	202.630	202.561
Elevators and moving stairways.....	11	4201		196.444	196.444	196.496	197.750	197.750
Elevators and moving stairways.....	11	420112	12/03	171.633	171.633	171.678	172.774	172.774
Parts and attachments for elevators and moving stairs (sold separately)...	11	4202		224.780	223.351	223.390	223.772	223.218
Parts and attachments for elevators and moving stairs (sold separately).....	11	420221		224.780	223.351	223.390	223.772	223.218
Fluid power equipment.....	11	43		325.910	327.078	327.853	333.690	335.744
Fluid power pumps and parts.....	11	4301		278.962	279.662	281.327	281.511	289.813
Nonaerospace-type reciprocating fluid power pumps.....	11	430112	12/11	135.208	136.145	137.089	137.089	147.209
Nonaerospace-type rotary and other fluid power pumps.....	11	430113	12/14	106.655	106.655	—	—	—
Nonaerospace-type fluid power motors.....	11	430115	12/11	147.026	147.026	147.842	149.141	149.141
Parts for fluid power pumps, motors, and hydrostatic transmissions.....	11	430119	12/11	128.590	128.590	129.457	129.049	129.049
Fluid power valves.....	11	4302		345.193	345.993	346.870	347.306	347.306
Fluid power valves.....	11	430201	12/82	336.757	337.537	338.393	338.818	338.818
Nonaerospace type hydraulic directional control valves.....	11	4302013	12/07	160.816	161.757	164.318	164.610	164.610
Nonaerospace type pneumatic directional control valves.....	11	4302015	12/07	160.982	161.613	162.355	164.533	164.533
Aerospace type fluid power valves.....	11	430201A	06/09	151.502	151.784	151.578	151.412	151.412
Fluid power cylinders, actuators, accumulators, cushions, & parts.....	11	4303		306.685	308.903	309.545	312.011	312.455
Non-aerospace hydraulic & all aerospace-type fluid power cylinders.....	11	430312	06/98	213.400	215.230	215.824	217.821	218.266
Non-aerospace pneumatic fluid power cylinders.....	11	430313	06/98	172.782	172.782	172.782	174.090	174.090
Parts for hydraulic & pneumatic cylinders and actuators.....	11	430315	06/98	266.035	267.401	267.401	268.557	268.557
Fluid power hose and tube fittings.....	11	4304		372.546	372.546	372.546	396.174	397.268
Fluid power hose and tube fittings.....	11	430406		372.546	372.546	372.546	396.174	397.268
Nonaerospace type flared (metal) fittings, couplings, and assemblies.....	11	4304062	06/09	142.912	142.912	142.912	144.169	144.276
Parts for fluid power valves.....	11	4305	06/91	236.955	236.892	236.892	237.255	235.102
Parts for fluid power valves.....	11	430501	06/91	236.955	236.892	236.892	237.255	235.102
Industrial material handling equipment.....	11	44		283.965	288.387	288.550	293.223	294.939
Conveying equipment, except parts and accessories.....	11	4402		280.295	281.620	282.061	289.859	290.083
Unit handling conveyors and conveying systems.....	11	440212	06/84	229.294	229.343	229.834	229.746	229.746
Unit handling gravity and trolley conveyors and conveying systems.....	11	4402122	06/09	130.235	130.248	130.208	130.166	130.166
All other unit handling conveyors, including tow, belt, roller, pneumatic, portable, etc.....	11	4402124	06/09	144.863	144.897	145.291	145.223	145.223
Bulk material handling conveyors and conveying systems.....	11	440216	06/84	289.776	292.504	292.790	313.063	313.641
Industrial trucks, trailers, and stackers.....	11	4403		270.714	277.795	277.855	280.342	282.763
Industrial trucks, tractors, mobile straddle carriers & cranes, & automatic stacking machines.....	11	44035	12/11	150.199	154.868	154.908	155.458	157.031
Work trucks with lifting & handling equipment, riding, electric, self-propelled.....	11	440353	06/02	211.488	225.311	225.311	224.462	224.462
Work trucks with lifting & handling equipment, non-riding electric or any non-electric.....	11	440356	06/02	185.188	188.815	188.907	189.102	189.157
Work trucks not fitted with lifting & handling equipment, electric or non-electric.....	11	440357	06/02	206.411	206.600	206.700	208.617	212.589
Bulk powered material moving equipment, dock boards, and metal pallets and skids.....	11	440358	06/02	206.565	206.680	206.680	205.703	205.763
Parts and attachments for industrial trucks and tractors.....	11	440378	12/86	349.421	349.421	349.421	359.540	360.715
Hoists, overhead cranes, and monorail systems.....	11	4404		349.173	350.871	350.871	350.871	356.445
Hoists and parts and attachments for hoists (sold separately).....	11	440481	12/84	324.125	329.616	329.616	329.616	336.606
Overhead traveling cranes and monorail systems, including parts and attachments sold separately.....	11	440485	12/84	332.387	331.562	331.562	331.562	334.731
Parts and accessories for conveyors and conveying systems.....	11	4406	09/18	132.962	133.132	133.135	136.725	136.725
Parts and accessories for unit handling conveyors and conveying systems.....	11	440601	06/84	295.294	295.086	295.103	295.664	295.664
Parts and accessories for bulk material handling conveyors and conveying systems.....	11	440602	06/84	468.589	469.905	469.905	489.297	489.297
Mechanical power transmission equipment.....	11	45		347.463	353.175	355.852	359.241	358.771
Speed changers, drives, gears.....	11	4501		340.307	351.796	356.840	357.985	357.985
Loose gear, pinions and racks.....	11	450108	12/83	—	—	—	258.327	258.327
Speed changers and industrial high speed drives & parts other than loose gearing.....	11	450117	12/03	196.809	206.962	209.747	211.019	211.019
Other power transmission equipment.....	11	4502	12/84	335.561	335.358	335.594	340.117	339.396
Mechanical power transmission equipment, excl. speed changers, drives, & gears.....	11	450212	12/03	221.981	221.798	222.010	225.045	224.465
Scales and balances.....	11	46		223.510	226.670	228.500	231.442	232.813
Vehicle and industrial scales.....	11	4611	12/91	194.862	199.196	200.436	201.412	201.726
Vehicle and industrial scales.....	11	461101	06/03	169.483	173.252	174.330	175.179	175.453

See footnotes at end of table.

Table 9. Producer price indexes for commodity and service groupings and individual items, not seasonally adjusted — Continued
 [February 2023, Index base 1982=100, unless otherwise indicated]

Title	Commodity code		Other index base	Unadjusted index ¹				
	Group code	Item code		Oct. 2022	Nov. 2022 ^P	Dec. 2022 ^P	Jan. 2023 ^P	Feb. 2023 ^P
Motor truck and railroad track scales.....	11	4611011	12/10	150.925	153.735	153.964	154.792	154.792
Industrial scales (including automatic checkweigher and bulkweigher scales).....	11	4611012	12/10	161.168	165.699	168.195	169.543	170.700
Miscellaneous non-vehicle scales (crane, susp., tank, hopper, measuring dev, lab, bulk conveyer).....	11	4611013	12/10	—	—	—	140.681	140.681
Retail, commercial, household, and mailing scales and balances.....	11	4612	12/91	182.111	182.274	183.004	195.379	195.379
Retail, commercial, household, and mailing scales and balances.....	11	461201	06/03	167.168	167.317	167.987	179.348	179.348
Parts, attachments, and accessories for scales and balances.....	11	4613	12/91	254.052	256.235	259.548	260.879	269.531
Parts, attachments, and accessories for scales and balances.....	11	461301	06/03	248.257	250.390	253.627	254.927	263.382
Air purification equipment and industrial and commercial fans and blowers...	11	47		294.089	293.378	294.057	296.458	298.182
Fan, blower, air purification equipment.....	11	4701		294.089	293.378	294.057	296.458	298.182
Dust collection and other air purification equipment for cleaning incoming air.....	11	470143	12/83	247.137	245.569	247.435	251.686	256.032
Air filters for air-conditioners and furnaces, etc., of 2400 CFM or less, except parts.....	11	4701431	06/09	160.920	159.750	161.809	167.120	166.749
Other dust collection and air purification equipment, except parts.....	11	4701432	06/09	134.726	134.726	134.730	135.224	146.208
Parts for dust collection and air purification equipment.....	11	4701433	06/09	148.871	147.516	147.516	146.916	146.916
Industrial and commercial fans and blowers.....	11	470145	12/03	229.557	229.303	229.263	230.279	230.048
Centrifugal blower filter units, and classes I-IV centrifugal fans, except parts.....	11	4701452	06/09	185.548	185.548	185.739	189.778	189.778
Other centrifugal fans and blowers, except parts.....	11	4701453	06/09	184.406	183.991	183.873	183.873	183.873
Axial fans and industrial propeller fans, except parts.....	11	4701457	06/09	159.916	159.916	159.916	159.916	159.916
Power roof ventilators, except parts.....	11	4701458	06/09	159.676	159.676	159.676	159.676	159.676
Parts and accessories for fans and blowers.....	11	4701459	06/09	172.911	172.911	172.934	172.934	170.744
Air conditioning and refrigeration equip.....	11	48		282.631	281.272	282.644	283.781	283.522
Unitary air-conditioners, except air source heat pumps.....	11	4802		253.604	249.953	253.126	253.428	251.481
Unitary air-conditioners, except air source heat pumps.....	11	480222	06/97	206.787	203.810	206.397	206.644	205.057
Commercial refrigeration equipment.....	11	4803		395.197	397.273	397.273	398.776	398.776
Commercial refrigeration equipment.....	11	480331	06/97	256.144	257.490	257.490	258.463	258.463
All other miscellaneous refrigeration and air-conditioning equipment.....	11	4806		340.418	340.418	340.418	345.978	345.978
All other miscellaneous refrigeration and air-conditioning equipment.....	11	480631	06/97	235.737	235.737	235.737	239.587	239.587
Heat transfer equipment, including heat pumps.....	11	4807	12/11	165.318	164.328	165.125	165.711	166.013
Heat transfer equipment, except dehumidifiers.....	11	480732	12/03	239.072	238.051	239.191	240.695	240.612
Heat pumps.....	11	480734	12/09	143.033	141.040	141.766	140.364	142.135
Parts and accessories for air conditioning and heat transfer equipment.....	11	4809	12/89	259.164	259.021	259.113	260.345	262.747
Parts and accessories for air conditioning and heat transfer equipment.....	11	480901	12/89	259.164	259.021	259.113	260.345	262.747
Refrigeration condensing units.....	11	4815	01/19	155.013	155.277	155.544	155.813	156.274
Refrigeration condensing units.....	11	481511	01/19	155.013	155.277	155.544	155.813	156.274
Miscellaneous general purpose equipment.....	11	49		349.308	351.304	351.968	355.240	356.876
Metal valves, except fluid power.....	11	4902	12/82	418.757	423.436	423.366	427.012	427.013
Gates, globes, angles, and checks.....	11	490201	12/82	452.885	454.572	454.572	460.052	460.052
Gates, globes, angles, straightway (Y-type) checks, stop & check, 3- & 4-way, etc.....	11	4902011	06/09	159.551	159.551	159.551	163.251	163.251
Industrial valves for water works and municipal equipment.....	11	4902012	06/09	152.607	154.506	154.506	155.188	155.188
Industrial ball valves, incl. manual and power operated.....	11	490202	12/82	545.571	558.306	557.891	—	—
Industrial butterfly valves, incl. manual and power operated.....	11	490203	12/82	285.289	291.956	291.956	297.351	297.351
Industrial plug valves.....	11	490204	12/82	282.981	297.667	297.667	297.667	297.667
Plumbing and heating valves and specialties, except plumbers' brass goods.....	11	490205	12/82	376.375	376.375	376.375	—	—
Other industrial valves, including nuclear.....	11	490209	12/82	391.532	392.429	392.429	394.504	394.504
Automatic regulating and control valves.....	11	490211	12/98	248.340	248.851	248.851	248.862	248.862
Metal pipe fittings, flanges, and unions.....	11	4903	12/82	475.703	475.960	475.943	476.906	493.162
Metal pipe fittings, flanges, and unions.....	11	490301	12/82	475.703	475.960	475.943	476.906	493.162
Ball and roller bearings.....	11	4905		325.814	327.399	327.529	327.729	327.290
Ball bearings, complete, unmounted.....	11	490531	12/03	164.814	166.465	166.883	166.883	166.883
Mounted bearings, except plain.....	11	490534	06/83	461.919	471.822	467.464	469.593	469.593
Parts and components for ball and roller bearings, incl. balls and rollers.....	11	490535	06/83	203.159	202.549	203.418	201.976	199.305
Tapered roller bearings (including cups & cones), unmounted.....	11	490537	06/83	376.241	376.241	376.241	376.241	—
Other roller bearings, unmounted.....	11	490538	06/83	357.097	357.097	357.097	358.869	358.869
Industrial patterns.....	11	4907	12/84	200.151	200.151	200.151	200.151	200.151
Industrial patterns.....	11	490701	12/84	200.151	200.151	200.151	200.151	200.151
Filters and strainers.....	11	4908	12/84	293.607	292.924	293.913	301.844	302.728
Filters and strainers, except fluid power.....	11	490805	12/03	180.453	179.927	180.688	188.978	189.902
Industrial filters and strainers and reusable media, except fluid power.....	11	4908051	12/11	133.597	133.024	133.686	141.042	141.900
Nonreusable media for filters and strainers, except fluid power.....	11	4908052	12/11	134.528	135.400	135.400	135.400	135.400
Parts and accessories for filters and strainers, except fluid power.....	11	4908053	12/11	138.641	138.719	138.719	142.406	142.406
Other miscellaneous general purpose equipment.....	11	4911	12/84	246.180	247.417	249.234	251.975	252.652
Other miscellaneous general purpose equipment.....	11	491102	06/07	145.758	146.570	147.762	149.387	149.788

See footnotes at end of table.

Table 9. Producer price indexes for commodity and service groupings and individual items, not seasonally adjusted — Continued
 [February 2023, Index base 1982=100, unless otherwise indicated]

Title	Commodity code		Other index base	Unadjusted index ¹				
	Group code	Item code		Oct. 2022	Nov. 2022 ^P	Dec. 2022 ^P	Jan. 2023 ^P	Feb. 2023 ^P
Electronic computers and computer equipment.....	11	5	12/98	27.177	27.190	27.449	27.921	28.002
Electronic computers.....	11	51	12/04	17.298	16.759	17.114	17.522	17.666
Electronic computers.....	11	5101	12/04	17.298	16.759	17.114	17.522	17.666
Personal computers and workstations (excluding portable computers)...	11	510114	06/07	21.959	21.586	22.228	22.500	22.266
Portable computers, laptops, tablets and other single user computers...	11	510115	06/07	13.971	13.883	13.958	13.915	14.031
Host computers, multiusers (mainframes, UNIX and PC servers).....	11	510116	12/04	27.996	26.888	27.454	28.233	28.547
Computer storage devices.....	11	52	12/04	47.865	49.101	49.619	48.925	48.925
Computer storage devices (except parts, attachments and accessories)...	11	5201	12/04	47.524	49.033	49.033	48.326	48.326
Computer storage devices (except parts, attachments and accessories).....	11	520101	12/04	47.524	49.033	49.033	48.326	48.326
Computer peripheral equipment and parts.....	11	54	12/98	84.421	84.290	84.425	87.365	87.304
Parts, attachments, and accessories for computer terminals and peripherals.....	11	5405	12/98	—	—	—	151.158	151.136
Parts, attachments, and accessories for computer terminals and peripherals.....	11	540501	12/98	—	—	—	151.158	151.136
Computer terminals (including POS and funds-transfer devices) and other computer peripherals.....	11	5406	06/99	65.863	65.714	65.868	65.949	65.869
Computer terminals (including POS and funds-transfer devices) and other computer peripherals.....	11	540602	06/07	68.847	68.691	68.851	68.936	68.853
Special industry machinery and equipment.....	11	6		267.682	268.504	268.936	271.823	274.961
Food products machinery.....	11	61		353.004	354.461	356.245	364.922	364.922
Dairy and milk products plant machinery and equipment.....	11	6101		348.536	348.536	349.290	349.290	—
Dairy and milk products plant machinery and equipment.....	11	610111	12/83	340.952	340.952	341.689	341.689	—
Commercial food products machinery (except packaging and cooking equipment).....	11	6104		303.735	306.808	309.558	320.465	320.465
Commercial food products machinery (except packaging and cooking equipment).....	11	610409	12/83	299.651	302.683	305.395	316.156	316.156
Industrial food products machinery for processing foods, beverages, & animal & fowl feed.....	11	6105	12/83	369.938	369.672	370.369	376.863	376.863
Industrial food products machinery for processing foods, beverages, & animal & fowl feed.....	11	610501	12/83	369.938	369.672	370.369	376.863	376.863
Other industrial food and feed machinery.....	11	6105012	12/12	143.740	143.740	144.062	144.488	144.488
Machinery for sorting, grading, and cleaning fruits, vegetables, eggs, and for processing meat.....	11	6105013	12/12	149.152	149.152	149.152	153.834	153.834
Parts and attachments for industrial food and feed products machinery.....	11	6105014	12/12	140.386	139.868	140.386	139.907	139.907
Textile machinery and equipment.....	11	62		185.767	185.571	185.571	185.571	185.571
Textile machinery (except parts, attachments, and accessories).....	11	6212	06/86	158.564	158.331	158.331	158.331	158.331
Textile machinery (except parts, attachments, and accessories).....	11	621201	06/86	158.564	158.331	158.331	158.331	158.331
Textile machinery parts and attachments.....	11	6277		202.872	202.872	202.872	202.872	202.872
Textile machinery parts and attachments.....	11	627701	06/86	182.071	182.071	182.071	182.071	182.071
Sawmill and woodworking machinery.....	11	63		288.827	288.832	289.628	290.673	292.583
Sawmill and woodworking machinery.....	11	6306	12/04	194.168	194.172	194.707	195.409	196.693
Sawmill and woodworking machinery, excluding parts and attachments (sold separately).....	11	630602	06/12	165.881	165.882	166.425	166.725	167.818
Parts, attachments, & accessories for sawmill & woodworking machinery.....	11	630603	06/12	160.870	160.884	160.884	163.015	164.097
Paper industries machinery.....	11	64	06/82	263.687	268.753	269.308	271.966	271.966
Paper industries machinery.....	11	6401	06/82	263.687	268.753	269.308	271.966	271.966
Paper industries machinery, excluding parts & attachments (sold separately).....	11	640114	12/03	143.663	143.847	144.418	145.576	145.576
Parts and attachments for paper industries machinery.....	11	640115	12/03	171.078	177.666	177.683	180.189	180.189
Printing trades machinery and equipment.....	11	65		178.875	178.589	178.670	179.516	179.252
Other printing machinery and equipment.....	11	6509	12/82	168.142	167.797	167.895	168.929	168.606
Other printing machinery and equipment, incl. pre-press preparation equipment & plates.....	11	650912	06/09	99.333	98.635	98.834	99.795	99.404
Parts, attachments, & accessories for printing trades machinery.....	11	650913	06/09	120.895	120.895	120.895	120.895	120.895
Other special industry machinery.....	11	66		249.506	249.953	249.142	251.703	257.553
Plastics and rubber working machinery.....	11	6603		226.365	226.693	228.075	227.972	227.972
Plastics working machinery and equipment, excluding patterns and molds, including parts.....	11	66039	09/15	104.859	105.040	105.388	105.340	105.340
Plasticworking machinery (excluding parts).....	11	660391	12/08	110.069	110.069	110.466	110.466	110.466
Parts for plasticworking machinery.....	11	660395	12/08	123.278	124.261	124.543	124.201	124.201
Miscellaneous special industry machinery.....	11	6606		243.060	243.506	242.442	245.366	252.006
Semiconductor manufacturing machinery and parts.....	11	660638	06/87	121.653	121.653	122.470	122.564	125.152
Packing, packaging, and bottling machinery and parts.....	11	67		343.968	343.968	345.096	351.904	354.230
Packing, packaging, and bottling machinery and parts.....	11	6705	06/06	168.088	168.088	168.640	171.966	173.103
Packing, packaging, and bottling machinery, excluding parts.....	11	670501	06/06	160.849	160.849	161.407	164.896	165.993
Parts for packing, packaging, and bottling machinery.....	11	670502	12/83	341.838	341.838	342.833	347.670	349.922

See footnotes at end of table.

Table 9. Producer price indexes for commodity and service groupings and individual items, not seasonally adjusted — Continued
 [February 2023, Index base 1982=100, unless otherwise indicated]

Title	Commodity code		Other index base	Unadjusted index ¹				
	Group code	Item code		Oct. 2022	Nov. 2022 ^P	Dec. 2022 ^P	Jan. 2023 ^P	Feb. 2023 ^P
Service industry machinery and parts.....	11	68	06/82	309.787	310.705	313.140	314.087	315.095
Service industry machinery and parts.....	11	6801	06/82	309.787	310.705	313.140	314.087	315.095
Commercial cooking and food warming equipment.....	11	680118	12/03	227.608	228.485	228.627	228.633	228.714
Commercial cooking equipment incl. ranges, deep-fat fryers, etc. except electric.....	11	6801181	12/11	183.656	183.656	183.656	183.656	183.656
Commercial electric cooking equipment, incl. ranges, deep-fat fryers, etc.....	11	6801182	12/11	152.263	153.815	154.110	154.121	154.268
Parts and accessories for commercial cooking and food warming equipment.....	11	6801183	12/11	146.287	147.230	147.230	147.230	147.230
Other service industry machinery, incl. electronic teaching mach. & auto. maintenance equipment.....	11	680123	06/07	140.561	140.938	141.983	142.570	143.246
All other parts and attachments for service industry equipment.....	11	6801232	12/11	125.893	125.893	127.940	127.940	129.088
Commercial and industrial floor & carpet cleaning machines, excl. vacuum cleaners.....	11	6801233	09/16	131.742	131.742	136.018	140.232	140.232
Electronic teaching machines, teaching aids, etc., incl. kits.....	11	6801235	09/16	103.052	103.052	103.052	103.052	—
Other service industry equipment.....	11	6801236	09/16	128.522	129.145	130.265	130.773	131.589
Commercial laundry and drycleaning machinery products.....	11	69	12/82	328.201	333.484	333.484	348.537	348.537
Commercial laundry and drycleaning machinery products.....	11	6909	06/03	185.684	188.673	188.673	197.190	197.190
Commercial laundry and drycleaning machinery products.....	11	690901	06/03	185.684	188.673	188.673	197.190	197.190
Electrical machinery and equipment.....	11	7		131.658	132.137	132.516	133.851	133.686
Wiring devices.....	11	71		348.329	352.024	352.085	381.287	381.994
Current-carrying wiring devices.....	11	7101		214.137	216.129	216.182	256.169	256.276
Current-carrying switches for electrical circuitry (including vehicular switches).....	11	710143	12/99	174.349	175.566	175.622	176.728	177.013
Current-carrying wire connectors for electrical circuitry.....	11	710144	12/99	170.069	172.367	172.330	173.616	175.206
Current-carrying wiring devices n.e.c.....	11	710147	06/06	133.929	134.970	135.051	183.197	183.900
Noncurrent-carrying wiring devices.....	11	7102		552.129	558.471	558.543	561.578	561.316
Noncurrent-carrying electrical conduit and conduit fittings, incl. plastic conduit & fittings.....	11	710216	12/04	325.527	326.275	326.275	329.847	329.411
Other noncurrent-carrying wiring devices and supplies (boxes, covers, bar hangers, etc.).....	11	710217	12/04	205.996	206.424	206.488	206.391	205.800
Porcelain, steatite, and other ceramic electrical products.....	11	710252	12/03	185.409	186.490	186.582	186.333	187.664
Integrating and measuring instruments.....	11	72		176.851	176.885	177.059	180.689	180.689
Test equipment for electrical, radio, & communication circuits & motors.....	11	7205	12/83	166.766	166.814	167.063	170.487	170.487
Test equipment for electrical, radio, & communication circuits & motors.....	11	720501		175.714	175.764	176.026	179.634	179.634
Motors, generators, motor generator sets.....	11	73		276.981	276.981	277.582	279.250	283.352
Fractional horsepower motors and generators.....	11	7303	06/83	211.851	211.851	211.851	213.325	214.579
Fractional horsepower motors and generators.....	11	730312	12/99	159.395	159.395	159.395	160.504	161.447
Integral horsepower motors and generators (excluding land transportation types).....	11	7304	06/83	407.330	407.330	407.330	407.330	407.349
Integral horsepower motors and generators (excluding land transportation types).....	11	730405	12/99	283.623	283.623	283.623	283.623	283.635
Parts and supplies for motors and generators.....	11	7309	06/83	294.146	294.146	300.228	300.228	313.106
Parts and supplies for motors and generators.....	11	730901	06/83	294.146	294.146	300.228	300.228	313.106
Other motors and generators.....	11	7311	06/06	146.401	146.401	146.401	148.125	150.514
Other motors and generators.....	11	731101	06/06	146.401	146.401	146.401	148.125	150.514
Prime mover generator sets, except steam & hydraulic turbine.....	11	7311012	12/14	121.658	121.658	121.658	124.129	127.681
Transformers and power regulators.....	11	74		372.655	374.963	376.397	385.726	388.229
Power and distribution transformers, except parts.....	11	7409	12/99	321.879	324.243	325.844	335.623	337.205
Power and distribution transformers, except parts.....	11	740999	12/99	321.879	324.243	325.844	335.623	337.205
Other transformers and parts for transformers.....	11	7411	12/99	227.895	228.412	228.412	228.412	231.872
Switchgear, switchboard, industrial controls equipment.....	11	75		305.349	306.476	314.022	314.937	314.918
Industrial controls and related parts and accessories.....	11	7507		289.475	289.727	303.436	304.617	304.808
Industrial controls and related parts and accessories.....	11	750799	06/85	275.506	275.746	288.793	289.917	290.099
General-purpose industrial controls.....	11	7507991	06/11	147.679	147.684	155.094	156.025	156.031
Parts for industrial controls and motor-control accessories.....	11	7507992	06/11	136.766	136.766	141.424	141.782	141.782
Specific-purpose industrial controls.....	11	7507993	06/11	126.994	127.401	132.987	132.987	133.263
Switchgear and switchboard apparatus.....	11	7522	06/05	179.206	180.235	181.713	182.125	182.032
Switchgear and switchboard apparatus.....	11	752201	06/05	179.206	180.235	181.713	182.125	182.032
Low voltage panelboards and distribution boards, 1000 volts or less.....	11	7522013	12/07	143.743	143.766	146.651	146.682	146.948
Switchgear, except relays and ducts.....	11	752201A	12/07	177.364	179.409	180.009	180.721	180.431
Communications and related equipment and miscellaneous electronic systems & equipment.....	11	76	12/85	128.832	129.197	129.204	130.787	130.618
Telephone and wireline data networking equipment.....	11	7601	12/85	88.691	89.358	89.358	89.358	91.758
Wireline voice and data network equipment.....	11	760141	12/85	81.012	82.064	82.064	—	—
Other communications and related equipment, including broadcast and wireless.....	11	7603	06/13	107.587	108.089	108.107	109.786	108.835
Broadcast, studio, and related electronic equipment.....	11	760301	12/85	119.714	119.504	119.571	120.073	119.174
Radio station and wireless communication equipment.....	11	760302	12/85	99.754	99.776	99.847	101.583	100.521

See footnotes at end of table.

Table 9. Producer price indexes for commodity and service groupings and individual items, not seasonally adjusted — Continued
 [February 2023, Index base 1982=100, unless otherwise indicated]

Title	Commodity code		Other index base	Unadjusted index ¹				
	Group code	Item code		Oct. 2022	Nov. 2022 ^P	Dec. 2022 ^P	Jan. 2023 ^P	Feb. 2023 ^P
Radio station equipment.....	11	7603022	06/13	109.891	109.891	109.891	109.891	109.891
Other broadcast and wireless communications systems and equipment.....	11	7603023	06/13	113.165	113.213	113.374	114.819	113.406
Intercommunications, alarm and traffic control systems.....	11	760303	12/85	156.606	160.809	160.442	162.298	162.298
Alarm systems, including electric sirens and horns.....	11	7603031	06/08	121.815	128.995	128.995	131.353	131.353
Intercommunications systems, including inductive paging systems.....	11	7603033	06/08	150.894	151.037	148.546	148.457	148.457
Electronic systems and equipment, n.e.c.....	11	7605	12/03	138.489	140.304	140.304	140.336	140.336
Electronic systems and equipment, n.e.c.....	11	760512	12/03	138.489	140.304	140.304	140.336	140.336
Search, detection, navigation & guidance systems and equipment.....	11	7606	06/04	159.349	159.349	159.349	161.418	161.445
Search, detection, navigation & guidance systems and equipment.....	11	760613	06/04	159.349	159.349	159.349	161.418	161.445
Electric lamp bulbs, tubes, and components.....	11	77	101.328	101.328	101.328	102.724	102.724	
Electric lamp bulbs, tubes, and components.....	11	7704	12/04	78.181	78.181	78.181	79.258	79.258
Electric lamp bulbs, tubes, and components.....	11	770401	12/04	78.181	78.181	78.181	79.258	79.258
Electronic components and accessories.....	11	78	68.079	68.406	68.543	68.067	67.795	
Relays for electronic circuitry, industrial control overload, and switchgear type.....	11	7821	263.542	263.542	278.662	283.382	283.382	
Relays for electronic circuitry, industrial control overload, and switchgear type.....	11	782119	06/90	195.937	195.937	207.178	210.687	210.687
Switches, mechanical, for electronic circuitry.....	11	7822	06/82	248.570	248.570	248.570	249.312	—
Switches, mechanical, for electronic circuitry.....	11	7822299	06/82	248.570	248.570	248.570	249.312	—
Connectors for electronic circuitry.....	11	7824	241.270	243.336	244.622	243.898	243.885	
Connectors for electronic circuitry.....	11	782481	12/11	139.364	140.558	141.301	140.883	140.875
Filters, crystals, and transducers.....	11	7828	06/82	116.717	116.717	116.717	114.480	114.957
Filters, crystals, and transducers.....	11	782890	06/82	116.717	116.717	116.717	114.480	114.957
Crystal, filter, piezoelectric, and other related electronic devices (exc. microwave filters).....	11	7828901	06/82	121.266	121.266	121.266	118.942	119.438
Integrated microcircuits.....	11	7839	06/05	33.860	33.924	33.947	33.697	33.765
Integrated microcircuits.....	11	783911	06/05	33.860	33.924	33.947	33.697	33.765
Other semiconductor and related devices.....	11	7847	06/05	73.685	74.412	74.396	74.863	74.863
Other semiconductor devices, including parts (such as chips, wafers and heat sinks).....	11	784711	06/05	71.782	72.490	72.475	72.930	72.930
Bare printed circuit boards.....	11	7849	12/00	119.887	119.887	121.079	121.105	122.546
Bare printed circuit boards.....	11	784901	06/82	125.422	125.422	126.669	126.697	128.204
Electronic coils, transformers, and other inductors.....	11	7853	06/82	232.452	234.103	234.322	234.508	234.508
Electronic coils, transformers, and other inductors.....	11	785399	06/00	159.572	160.705	160.856	160.984	160.984
Capacitors and resistors for electronic circuitry.....	11	7854	12/22	—	—	100.000	100.310	100.310
Capacitors for electronic circuitry.....	11	785411	12/02	181.536	186.922	186.922	187.085	187.085
Microwave components, electron tubes, and other electronic components, n.e.c.....	11	7856	06/00	167.933	168.776	168.563	168.563	169.572
Printed circuit assemblies, loaded boards, modules and consumer external modems.....	11	7861	06/82	92.038	92.348	92.331	89.073	85.836
Printed circuit assemblies, loaded boards, modules and consumer external modems.....	11	786199	06/82	92.038	92.348	92.331	89.073	85.836
Miscellaneous electrical machinery and equipment.....	11	79	136.143	136.470	136.568	137.577	137.181	
Storage batteries.....	11	7901	241.624	242.254	242.389	242.181	242.181	
Storage batteries, lead acid type, BCI dimensional group 8D or smaller.....	11	790103	12/84	256.433	256.433	256.433	256.086	256.086
Storage batteries, lead acid type, larger than BCI dimensional group 8D.....	11	790104	12/84	309.651	309.651	310.524	310.524	310.524
Storage batteries (excluding lead acid), including parts for all storage batteries.....	11	790105	12/84	253.349	259.130	259.130	259.130	259.130
Primary batteries.....	11	7902	230.413	234.353	234.261	234.441	234.240	
Primary batteries.....	11	790229	12/03	149.444	152.000	151.940	152.057	151.927
Carbon and graphite products.....	11	7903	226.022	226.465	229.871	228.164	229.521	
X-ray and electromedical equipment.....	11	7905	90.705	90.725	90.805	92.034	92.050	
Irradiation equipment.....	11	790512	06/85	124.804	124.804	124.804	125.822	125.822
Electromedical equipment, including diagnostic, therapeutic and patient monitoring equipment.....	11	790541	06/09	99.982	100.011	100.127	101.762	101.786
Miscellaneous electrical industrial apparatus.....	11	7929	12/85	196.582	197.038	195.428	193.660	186.330
Rectifying apparatus.....	11	792902	12/85	201.831	202.794	202.856	205.191	205.191
Other electrical equipment for industrial use, except for electronic circuitry.....	11	792904	12/03	175.667	175.667	172.814	169.924	161.019
All other electrical equipment and components, except industrial.....	11	7939	12/06	132.985	133.111	133.111	133.113	133.113
All other electrical equipment and components, except industrial.....	11	793901	12/06	132.985	133.111	133.111	133.113	133.113
Miscellaneous instruments.....	11	8	234.877	236.126	237.074	242.789	243.565	
Automatic environmental controls for monitoring residential, commercial, and appliance use.....	11	81	204.978	205.637	205.637	208.956	209.100	
Automatic environmental controls for monitoring residential, commercial, and appliance use.....	11	8105	12/03	141.351	141.805	141.805	144.094	144.193
Automatic environmental controls for monitoring residential, commercial, and appliance use.....	11	810501	12/03	141.351	141.805	141.805	144.094	144.193

See footnotes at end of table.

Table 9. Producer price indexes for commodity and service groupings and individual items, not seasonally adjusted — Continued

[February 2023, Index base 1982=100, unless otherwise indicated]

Title	Commodity code		Other index base	Unadjusted index ¹				
	Group code	Item code		Oct. 2022	Nov. 2022 ^P	Dec. 2022 ^P	Jan. 2023 ^P	Feb. 2023 ^P
Industrial process control instruments.....	11	82	06/83	273.571	276.046	277.838	284.150	284.727
Industrial process control instruments.....	11	8201	06/83	273.571	276.046	277.838	284.150	284.727
Industrial process control instruments.....	11	820171	12/03	165.685	167.184	168.270	172.093	172.442
Fluid meters and counting devices.....	11	84	12/85	221.402	221.402	221.771	231.005	237.067
Fluid meters and counting devices.....	11	8401	12/85	221.402	221.402	221.771	231.005	237.067
Counting devices.....	11	840103	12/85	215.704	215.704	—	—	—
Motor vehicle indicating instruments.....	11	840104	12/85	153.584	153.584	—	—	—
Engineering and scientific instruments.....	11	85	12/85	266.510	270.352	272.758	280.020	280.020
Aeronautical, nautical, and navigational instruments.....	11	8501	12/85	305.243	307.536	311.650	314.695	314.695
Aeronautical, nautical, and navigational instruments.....	11	850111	12/85	305.243	307.536	311.650	314.695	314.695
Hospital beds and specialized hospital furniture.....	11	8504	12/11	121.712	125.171	125.171	—	—
Hospital beds and specialized hospital furniture.....	11	850404	12/11	121.712	125.171	125.171	—	—
Measuring instruments and lenses.....	11	86	12/85	164.166	164.361	164.675	166.805	167.183
Sighting, tracking, and fire-control equipment, optical type.....	11	8601	12/85	139.561	139.561	139.561	138.744	138.744
Sighting, tracking, and fire-control equipment, optical type.....	11	860111	12/85	139.561	139.561	139.561	138.744	138.744
All other miscellaneous optical instruments and lenses.....	11	8602	12/85	143.670	144.036	144.012	144.012	144.012
All other miscellaneous optical instruments and lenses.....	11	860211	12/85	143.670	144.036	144.012	144.012	144.012
Laboratory analytical instruments.....	11	8603	12/85	173.796	173.996	174.441	177.432	177.946
Laboratory analytical instruments.....	11	860311	12/85	173.796	173.996	174.441	177.432	177.946
Measuring & controlling devices, n.e.c.....	11	89	06/85	189.275	190.628	191.500	198.170	198.157
Aircraft engine instruments.....	11	8901	06/85	181.815	181.815	181.815	181.815	183.951
Aircraft engine instruments.....	11	890199	06/85	181.815	181.815	181.815	181.815	183.951
Nuclear radiation detection & monitoring instruments.....	11	8904	06/85	232.431	238.481	238.481	246.459	246.459
Nuclear radiation detection & monitoring instruments.....	11	890499	06/85	232.431	238.481	238.481	246.459	246.459
Physical properties and kinematic testing equipment.....	11	8905	06/04	128.676	129.994	129.994	135.286	135.286
Physical properties and kinematic testing equipment.....	11	890599	06/04	128.676	129.994	129.994	135.286	135.286
Commercial, geophysical, meteorological, surveying, drafting & general-purpose instruments.....	11	8906	06/04	131.973	132.022	133.757	139.044	138.397
Commercial, geophysical, meteorological & general-purpose instruments.....	11	890699	06/04	131.973	132.022	133.757	139.044	138.397
Miscellaneous machinery.....	11	9		208.472	208.873	208.939	211.507	212.150
Oil field and gas field machinery.....	11	91		246.684	246.984	246.984	248.986	248.986
Oil and gas field drilling, surveying, and cementing machinery (except parts sold separately).....	11	9102		259.942	259.942	259.942	262.037	262.037
Oil and gas field drilling, surveying, and cementing machinery (except parts sold separately).....	11	910201	09/20	110.687	110.687	110.687	111.579	111.579
Oil field and gas field production machinery (except pumps and parts sold separately).....	11	9104		222.631	222.631	222.631	225.892	225.892
Oil field and gas field production machinery (except pumps and parts sold separately).....	11	910456	12/03	182.917	182.917	182.917	185.597	185.597
Parts and attachments for oil and gas field machinery and equipment.....	11	9106	12/10	128.437	129.610	129.610	129.610	129.610
Parts and attachments for oil and gas field drilling machinery and equipment.....	11	910602	12/10	130.170	130.170	130.170	130.170	—
Parts and attachments for oil and gas field production machinery and equipment.....	11	910604	12/10	126.436	129.802	129.802	129.802	129.802
Mining machinery and equipment.....	11	92		391.928	395.924	396.934	398.860	398.943
Mining machinery and equipment (except parts sold separately).....	11	9207	09/19	132.174	133.848	133.944	134.662	134.698
Underground mining machinery (except parts sold separately).....	11	920701	12/03	261.091	261.091	261.091	261.091	—
Crushing, pulverizing, & screening machinery (except parts sold separately).....	11	920702	12/03	238.322	249.314	249.314	249.314	249.314
Drills and other mining machinery (except parts sold separately).....	11	920703	12/03	233.507	233.507	235.527	239.549	239.753
Mineral processing & beneficiation machinery (except parts sold separately).....	11	920704	12/03	253.716	271.465	271.465	271.465	271.465
Parts and attachments for mining machinery and equipment (sold separately).....	11	9253		313.158	314.414	316.670	317.679	317.679
Parts and attachments for mining machinery and equipment (sold separately).....	11	925303	12/03	225.570	226.475	228.100	228.827	228.827
Office and store machines and equipment.....	11	93		124.668	124.668	124.668	124.668	124.668
Coin-operated machines and mechanisms.....	11	9309	05/18	104.766	104.766	104.766	104.766	104.766
Coin-operated machines and mechanisms.....	11	930910	05/18	104.766	104.766	104.766	104.766	104.766
Internal combustion engines.....	11	94		186.942	186.884	187.055	194.559	194.435
Diesel, semidiesel, and dual-fuel engines (except automotive).....	11	9407	12/82	201.086	201.086	201.086	212.053	212.053
Diesel, semidiesel, and dual-fuel engines (except automotive).....	11	940725	12/00	154.204	154.204	154.204	162.614	162.614
Diesel, semidiesel, and dual-fuel engines for automobiles, trucks, and buses.....	11	9408	12/82	160.751	160.751	160.751	166.694	166.440
Diesel, semidiesel, and dual-fuel engines for automobiles, trucks, and buses.....	11	940811	12/82	160.751	160.751	160.751	166.694	166.440
Parts & accessories for internal combustion engines, ex. aircraft & gasoline automotive engines.....	11	9413		235.932	235.932	235.932	245.333	245.378

See footnotes at end of table.

Table 9. Producer price indexes for commodity and service groupings and individual items, not seasonally adjusted — Continued

[February 2023, Index base 1982=100, unless otherwise indicated]

Title	Commodity code		Other index base	Unadjusted index ¹				
	Group code	Item code		Oct. 2022	Nov. 2022 ^P	Dec. 2022 ^P	Jan. 2023 ^P	Feb. 2023 ^P
Parts & accessories for internal combustion engines, ex. aircraft & gasoline automotive engines.....	11	941301		235.932	235.932	235.932	245.333	245.378
Machine shop products.....	11	95		218.244	218.807	218.560	218.823	220.317
Machine shop products.....	11	9505	06/84	197.710	198.220	197.997	198.235	199.588
Machine shop job work and job order repairs.....	11	950501	06/84	197.710	198.220	197.997	198.235	199.588
Turbines and turbine generator sets.....	11	97	06/87	253.822	254.347	255.002	255.701	256.385
Turbines and turbine generator sets (excluding parts).....	11	9701	06/87	253.822	254.347	255.002	255.701	256.385
Steam, gas, and other turbines and turbine generators.....	11	970103	06/11	109.474	109.410	109.630	109.900	110.155
Parts & accessories for turbines, turbine generators, and turbine generator sets.....	11	98	09/15	120.448	120.448	120.448	120.578	121.615
Parts & accessories for turbines, turbine generators, and turbine generator sets.....	11	9801	09/15	120.448	120.448	120.448	120.578	121.615
Parts & accessories for turbines, turbine generators, and turbine generator sets.....	11	980101	09/15	120.448	120.448	120.448	120.578	121.615
Furniture and household durables.....	12	—		214.463	215.835	216.911	217.172	218.111
Household furniture.....	12	1		272.368	271.905	273.155	274.964	275.585
Metal household furniture.....	12	11		216.764	215.279	223.135	223.135	224.798
Metal household furniture.....	12	1101		216.764	215.279	223.135	223.135	224.798
Metal household dining room and kitchen furniture.....	12	110102	06/84	249.299	245.301	266.443	266.443	265.642
Other metal household furniture.....	12	110104	06/84	199.318	199.318	199.318	199.318	201.209
Metal household furniture, beds, nonupholstered.....	12	1101041	12/11	140.398	140.398	140.398	140.398	142.049
Wood household furniture (nonupholstered).....	12	12		301.039	301.101	302.225	309.781	312.574
Wood household furniture (nonupholstered).....	12	1206	12/22	—	—	100.000	102.500	103.424
Wood living room furniture (nonupholstered).....	12	120602	12/04	160.447	160.520	161.636	164.502	166.810
Wood dining room, outdoor, and ready-to-assemble furniture (nonupholstered).....	12	120603	12/22	—	—	100.000	105.770	105.643
Wood bedroom furniture, including infants' and children's, (nonupholstered).....	12	120605	12/04	160.148	160.148	160.943	161.655	161.838
Custom nonupholstered wood household furniture sold direct, excl. kitchen cabinets and vanities.....	12	120607	06/12	107.808	107.808	107.808	—	—
Upholstered household furniture.....	12	13		259.642	261.016	261.819	261.636	261.912
Upholstered household furniture.....	12	1301		259.642	261.016	261.819	261.636	261.912
Dual purpose sleep furniture, incl. convertible sofa.....	12	130123	06/83	219.041	220.484	220.573	220.525	220.525
Upholstered household furniture.....	12	130141	06/05	165.026	165.886	166.426	166.292	166.505
Upholstered household davenports, sofas, loveseats, and settees.....	12	1301411	12/11	145.178	146.218	146.721	146.542	146.722
Upholstered household sectional sofa pieces.....	12	1301412	12/11	134.399	134.566	134.953	134.824	134.836
Upholstered household rocking chairs, including swivel rockers.....	12	1301413	12/11	144.538	145.320	147.768	147.737	147.748
Other upholstered household furniture, including custom.....	12	1301415	12/11	155.132	155.784	156.299	156.455	157.118
Bedding.....	12	14		237.137	234.172	234.331	237.666	237.882
Bedding.....	12	1401		237.137	234.172	234.331	237.666	237.882
Innerspring mattresses, excluding crib size.....	12	140104	12/95	215.529	214.372	214.372	220.453	220.434
Mattress foundations.....	12	140107	12/11	147.683	147.469	147.469	147.750	147.750
Mattresses, other types, including crib, foam, waterbed mattresses and mattress inserts.....	12	140114	06/83	247.311	247.360	248.194	253.004	254.187
Sleep system ensembles and mattresses, excluding conventional waterbeds.....	12	140122	12/95	175.533	162.620	162.620	162.620	—
Mattress and foundation sets.....	12	140134	12/03	143.581	139.169	139.169	139.169	139.169
Metal porch, lawn, outdoor & casual furniture.....	12	15		363.568	374.677	374.677	374.677	374.677
Porch and lawn furniture.....	12	1501		363.568	374.677	374.677	374.677	374.677
Metal porch, lawn, outdoor & casual furniture.....	12	150112	06/84	361.617	372.667	372.667	372.667	372.667
Nonupholstered household furniture, except wood and metal.....	12	16	12/85	147.684	147.684	147.684	148.141	—
Nonupholstered household furniture, except wood and metal.....	12	1601	12/85	147.684	147.684	147.684	148.141	—
Nonupholstered household furniture, except wood and metal.....	12	160101	12/85	147.684	147.684	147.684	148.141	—
Commercial furniture.....	12	2		300.712	305.376	308.049	305.925	307.824
Wood office furniture and store fixtures.....	12	21		291.600	293.002	293.480	294.791	298.536
Wood office furniture and store fixtures.....	12	2101		291.600	293.002	293.480	294.791	298.536
Wood office seating, including upholstered.....	12	210112	06/85	272.454	272.742	272.742	274.458	287.546
Wood office desks and extensions.....	12	210113	06/85	310.955	315.151	314.820	314.820	321.827
Wood office files, storage units, and tables.....	12	210114	06/85	284.138	284.138	284.138	284.138	284.737
Wood office furniture, other types (incl. panel/desk systems).....	12	210116	06/85	228.439	228.439	228.439	228.439	228.439
Fixtures for stores, banks and offices.....	12	210161	12/83	287.302	288.790	289.454	290.916	294.308
Custom architectural woodwork, millwork, and fixtures.....	12	2101611	06/08	142.898	143.889	143.889	144.642	147.104
Wood lockers, partitions, and shelving (except custom).....	12	2101612	06/08	159.096	163.138	163.358	166.057	166.410
Wood furniture dimensions and nonwood furniture parts and frames.....	12	2101615	12/11	182.667	181.403	188.077	188.892	183.475
Nonwood furniture and store fixtures.....	12	22		295.532	302.321	307.326	301.350	301.589
Nonwood commercial storage units, files, and tables.....	12	2202		288.626	290.929	293.666	297.600	297.513

See footnotes at end of table.

Table 9. Producer price indexes for commodity and service groupings and individual items, not seasonally adjusted — Continued
 [February 2023, Index base 1982=100, unless otherwise indicated]

Title	Commodity code		Other index base	Unadjusted index ¹				
	Group code	Item code		Oct. 2022	Nov. 2022 ^P	Dec. 2022 ^P	Jan. 2023 ^P	Feb. 2023 ^P
Nonwood commercial storage units, files, and tables.....	12	220202	06/95	207.312	208.966	210.932	213.758	213.695
Nonwood commercial furniture.....	12	2203		293.993	310.750	315.005	314.422	315.627
Nonwood office seating.....	12	220325		237.816	234.755	245.550	244.863	244.310
Nonwood office furniture panel systems, and other nonwood office furniture.....	12	220326	06/95	208.457	227.126	227.278	226.834	228.989
Nonwood partitions and fixtures.....	12	2204	12/83	283.928	282.274	288.688	273.989	273.300
Storage racks and accessories, except wood.....	12	220407	12/83	279.104	279.104	260.849	244.198	244.198
Fixtures (bank, office, and store) except wood.....	12	220409	12/83	265.903	266.903	275.355	278.775	277.041
Public building furniture.....	12	23	12/84	309.170	311.899	312.433	312.641	314.841
Public building furniture.....	12	2301	12/84	309.170	311.899	312.433	312.641	314.841
School furniture (except stone and concrete), excluding library furniture.....	12	230101	12/84	364.887	368.258	368.258	368.987	370.376
Public building and related furniture, excluding school & restaurant furniture.....	12	230102	12/84	298.763	301.323	302.164	302.164	304.792
Commercial furniture and fixtures, n.e.c.....	12	24	12/85	272.291	280.125	281.268	281.656	282.472
Commercial furniture and fixtures, n.e.c.....	12	2401	12/85	272.291	280.125	281.268	281.656	282.472
Bar, bowling center, cafeteria, and restaurant furniture.....	12	240104	12/10	173.956	175.040	175.853	175.897	176.000
Other commercial and institutional furniture and fixtures, n.e.c.....	12	240108	12/10	153.377	159.908	160.507	160.816	161.462
Floor coverings.....	12	3		212.472	214.158	210.834	211.811	211.575
Carpets and rugs.....	12	31		206.914	208.879	205.004	206.109	205.843
Carpet and rugs.....	12	3101		210.106	212.102	208.167	209.289	209.019
Carpet and rugs.....	12	310101		210.106	212.102	208.167	209.289	209.019
Resilient floor coverings.....	12	32		258.708	258.708	258.708	258.708	258.708
Resilient floor coverings.....	12	3201		258.708	258.708	258.708	258.708	258.708
Resilient floor coverings.....	12	320170	12/11	116.327	116.327	116.327	116.327	116.327
Household appliances.....	12	4		147.336	146.961	148.034	148.047	148.136
Major appliances.....	12	41		142.329	141.801	143.010	142.992	142.962
Household cooking appliances.....	12	4101		151.534	151.297	153.476	153.451	156.864
Electric household ranges, ovens (including microwave), surface cooking units, and equipment.....	12	410105	12/02	150.735	150.454	152.279	152.590	153.721
Gas household ranges, ovens, surface cooking units and equipment.....	12	410139	12/02	145.198	142.827	145.285	144.900	153.014
Other household ranges and cooking equipment, including outdoor equipment.....	12	410169	12/02	178.477	182.381	185.685	185.663	186.802
Household refrigeration equipment.....	12	4103		120.073	120.501	120.796	120.899	121.129
Household refrigerators, including refrigerator-freezer combinations.....	12	410329	12/02	130.329	130.018	130.280	130.436	130.880
Other major household appliances including room air-conditioners.....	12	4104		176.836	174.201	176.822	175.860	167.879
Room air-conditioners.....	12	410445		—	—	—	229.899	229.899
Household vacuum cleaners, including parts and attachments.....	12	43		122.250	122.394	122.714	122.394	125.856
Household vacuum cleaners and other floor care machines (including parts and attachments).....	12	4301		114.685	114.820	115.121	114.820	118.068
Household vacuum cleaners and other floor care machines (including parts and attachments).....	12	430114	06/07	125.108	125.255	125.583	125.255	128.798
Electric housewares and fans.....	12	44		145.255	145.440	145.593	145.966	145.997
Parts and attachments for small electric household appliances, including fan parts.....	12	4403	12/82	191.406	191.406	191.406	191.702	191.702
Parts and attachments for small electric household appliances, including fan parts.....	12	440311	12/82	191.406	191.406	191.406	191.702	191.702
Small electric household appliances, including fans.....	12	4404	05/21	116.047	116.204	116.335	116.634	116.658
Small electric household appliances, including fans.....	12	440401	05/21	116.047	116.204	116.335	116.634	116.658
Portable residential lighting fixtures, including parts and accessories.....	12	45		284.474	286.090	287.818	287.821	287.830
Portable residential lighting fixtures, including parts and accessories.....	12	4501		284.474	286.090	287.818	287.821	287.830
Portable residential lighting fixtures, including parts and accessories.....	12	450135	06/98	191.735	192.824	193.988	193.990	193.997
Home electronic equipment.....	12	5		61.681	61.681	61.681	61.919	62.412
Speakers and commercial sound equipment.....	12	57	12/03	134.722	134.722	134.722	135.847	138.153
Speakers and commercial sound equipment.....	12	5707	12/03	134.722	134.722	134.722	135.847	138.153
Speakers and commercial sound equipment.....	12	570708	12/03	134.722	134.722	134.722	135.847	138.153
Other home electronic equipment.....	12	58	06/04	114.965	114.965	114.965	114.956	114.956
Other home electronic equipment, including television receivers and automotive A/V equipment.....	12	5803	01/17	119.169	119.169	119.169	119.160	119.160
All other consumer audio and video equipment, excluding TV receivers and automotive A/V equip.....	12	580301	06/04	105.826	105.826	105.826	105.813	105.813
Other household durable goods.....	12	6		235.092	237.776	240.069	241.995	245.031
Vitreous china, fine earthenware, and other pottery products.....	12	61		319.851	319.851	320.601	321.575	321.575
Vitreous china, porcelain, and earthenware table and kitchenware and other pottery products.....	12	6101		319.805	319.805	320.555	321.530	321.530
Vitreous china, porcelain, and earthenware (semivitreous) table and kitchenware.....	12	610104	06/08	140.213	140.213	140.213	142.412	142.412

See footnotes at end of table.

Table 9. Producer price indexes for commodity and service groupings and individual items, not seasonally adjusted — Continued

[February 2023, Index base 1982=100, unless otherwise indicated]

Title	Commodity code		Other index base	Unadjusted index ¹				
	Group code	Item code		Oct. 2022	Nov. 2022 ^P	Dec. 2022 ^P	Jan. 2023 ^P	Feb. 2023 ^P
All other pottery products (including china decorated for the trade)	12	610105	06/08	158.477	158.477	159.099	159.258	159.258
Mirrors (decorated and undecorated)	12	65		205.466	205.466	205.466	204.388	219.220
Mirrors (decorated and undecorated), made from purchased glass	12	6501		205.466	205.466	205.466	204.388	219.220
Mirrors (decorated and undecorated), made from purchased glass	12	650104	12/04	132.352	132.352	132.352	131.658	141.212
Lawn/garden equipment	12	66		176.722	176.666	179.177	182.354	182.259
Parts and attachments for consumer lawn, garden, and snow equipment	12	6605	12/82	233.832	232.288	233.533	234.261	232.941
Parts and attachments for consumer lawn, garden, and snow equipment	12	660503	06/03	157.991	156.948	157.789	158.280	157.389
Consumer lawn, garden, and snow equipment	12	6607	05/18	117.167	117.320	119.254	121.550	121.550
Consumer lawn, garden, and snow equipment	12	660701	05/18	117.167	117.320	119.254	121.550	121.550
Consumer riding lawn, garden, and snow equipment	12	6607011	06/03	132.802	133.301	133.406	137.691	137.691
Consumer nonriding lawn, garden, and snow equipment	12	6607012	06/03	125.077	125.047	128.353	129.064	129.064
Cutlery, flatware (except precious), razors and razor blades	12	67		274.709	274.709	279.663	279.663	283.443
Cutlery, flatware (except precious), razors and razor blades	12	6701		274.709	274.709	279.663	279.663	283.443
Cutlery, scissors, shears, trimmers, and snips	12	670141	12/83	279.415	279.415	303.144	303.144	303.144
Metal kitchen utensil, pots, and pans	12	68		305.638	305.638	305.638	305.638	305.638
Metal kitchen utensil, pots, and pans	12	6801		305.638	305.638	305.638	305.638	305.638
Stamped and spun kitchen utensils, aluminum	12	680101		—	—	—	288.210	—
Stamped and spun kitchen utensils, except aluminum	12	680102	06/84	284.680	284.680	284.680	—	—
Window shades, blinds, and accessories	12	69	06/84	271.236	294.251	294.251	295.810	295.808
Window shades, blinds, and accessories	12	6901	06/84	271.236	294.251	294.251	295.810	295.808
Window shades and window shade accessories and rollers	12	690101	06/84	318.217	360.530	360.530	360.532	360.532
Other shades and blinds, including curtain and drapery fixtures, poles, & rods	12	690103	06/84	—	—	—	224.096	224.096
Nonmetallic mineral products	13	—		313.899	315.146	315.781	323.754	326.587
Glass	13	1		178.076	179.267	178.999	181.059	186.980
Flat glass	13	11		167.110	168.574	168.277	169.356	176.069
Specialty glass	13	1107		196.554	198.433	198.433	199.695	209.652
Specialty glass	13	110703	06/11	143.308	144.678	144.678	145.598	152.858
Other glass products, made by flat glass producers	13	1107034	06/11	161.796	161.796	161.796	161.796	161.889
Flat glass (float, sheet, and plate process)	13	1108	12/22	—	—	100.000	100.657	101.389
Flat glass (float, sheet, and plate process)	13	110811	12/22	—	—	100.000	100.657	101.389
Other finished glassware	13	13	06/83	191.553	191.538	191.419	197.334	198.700
Pressed and blown glassware	13	1301	06/83	194.599	194.584	194.463	200.472	201.860
Machine-made pressed & blown table, kitchen, art, & novelty glassware	13	130116	12/11	149.103	149.103	149.103	154.634	154.634
All other machine-made pressed and blown glassware	13	130117	12/11	120.156	120.135	119.934	123.623	125.517
Handmade pressed and blown glassware	13	130118	12/11	120.091	120.091	120.561	120.599	121.235
Concrete ingredients and related products	13	2		376.623	376.609	377.513	395.920	398.434
Construction sand, gravel, and crushed stone	13	21		427.121	426.491	427.786	448.745	450.843
Construction sand, gravel and crushed stone	13	2101		427.121	426.491	427.786	448.745	450.843
Construction sand and gravel (run of pit/bank, washed, screened, etc)	13	210120	12/11	163.258	163.261	163.030	168.032	168.466
Construction sand and gravel, Northeast	13	2101201	12/12	169.497	169.497	169.497	179.088	179.088
Construction sand and gravel, Midwest	13	2101202	12/12	173.809	173.769	172.994	182.155	182.155
Construction sand and gravel, West	13	2101204	12/12	165.441	165.475	165.383	169.436	170.558
Crushed and broken stone	13	210121		417.400	416.504	418.605	442.741	445.237
Crushed and broken limestone	13	2101212	12/11	163.567	163.698	164.610	172.848	174.326
Crushed and broken granite	13	2101213	12/11	153.076	150.371	151.303	166.611	166.611
Bituminous limestone, sandstone, & other crushed & broken stone	13	2101219	12/11	139.301	139.497	139.653	145.439	145.439
Cement, hydraulic	13	22		308.685	309.939	310.125	325.054	328.545
Cement, hydraulic	13	2201		308.685	309.939	310.125	325.054	328.545
Cement, hydraulic	13	220161	06/89	302.113	303.341	303.523	318.134	321.550
Concrete products	13	3		342.553	345.669	348.491	354.930	356.775
Concrete block and brick	13	31		334.770	334.703	335.217	350.995	351.377
Structural concrete block	13	3111		346.792	346.810	347.593	363.701	365.063
Structural concrete block	13	311135	12/87	283.022	283.037	283.676	296.822	297.933
Structural concrete block, lightweight units (weighing less than 105 lb/cubic ft.) (dry weight)	13	3111351	12/11	153.613	153.613	153.613	162.179	163.318
Structural concrete block, mediumweight units (weighing 105 - 124 lb/cubic ft.) (dry weight)	13	3111352	12/11	155.848	155.848	156.470	161.860	162.175
Structural concrete block, normalweight units (weighing 125 lb or more/cubic ft.) (dry weight)	13	3111353	12/11	145.453	145.478	146.224	152.373	152.555
Decorative concrete block	13	3121		291.965	291.626	291.965	305.847	305.847
Decorative concrete block (including screen, split, slump, shadowal block, etc.)	13	312101		291.965	291.626	291.965	305.847	305.847

See footnotes at end of table.

Table 9. Producer price indexes for commodity and service groupings and individual items, not seasonally adjusted — Continued

[February 2023, Index base 1982=100, unless otherwise indicated]

Title	Commodity code		Other index base	Unadjusted index ¹				
	Group code	Item code		Oct. 2022	Nov. 2022 ^P	Dec. 2022 ^P	Jan. 2023 ^P	Feb. 2023 ^P
Concrete brick.....	13	3131		302.440	302.440	302.440	319.355	319.355
Concrete brick.....	13	313101		302.440	302.440	302.440	319.355	319.355
Concrete pavers.....	13	3141		285.592	285.592	285.853	298.427	298.427
Concrete pavers (including grid, interlocking, etc.).....	13	314101		285.592	285.592	285.853	298.427	298.427
Concrete pipe.....	13	32		326.224	332.572	343.078	349.076	350.159
Concrete pipe.....	13	3201		326.224	332.572	343.078	349.076	350.159
Concrete pipe.....	13	320108	12/86	284.870	290.413	299.587	304.824	305.771
Concrete storm sewer pipe.....	13	3201082	12/11	199.966	196.839	205.078	210.635	211.329
Concrete pipe, except concrete culvert and storm sewer pipe.....	13	3201083	12/11	148.225	148.225	152.541	152.541	152.878
Ready-mix concrete.....	13	33		337.501	340.896	344.044	349.540	352.392
Ready-mix concrete.....	13	3301		337.501	340.896	344.044	349.540	352.392
Ready-mix concrete.....	13	330101		337.501	340.896	344.044	349.540	352.392
Northeast region ready-mix concrete.....	13	330101A	12/12	150.626	151.117	152.735	151.195	157.558
Midwest region ready-mix concrete.....	13	330101B	12/12	143.469	148.402	151.083	158.098	158.098
South region ready-mix concrete.....	13	330101C	12/12	154.743	154.128	155.318	157.681	158.485
West region ready-mix concrete.....	13	330101D	12/12	167.805	170.446	170.933	171.332	172.606
Precast concrete products.....	13	34		363.974	365.142	366.702	372.925	373.391
Precast concrete products.....	13	3401		363.974	365.142	366.702	372.925	373.391
Precast concrete products.....	13	340106	12/86	321.101	322.132	323.509	328.998	329.409
Precast concrete slabs and tile, roof and floor units.....	13	3401061	12/11	163.076	163.076	163.199	163.359	163.359
Precast concrete architectural wall panels.....	13	3401062	12/11	178.490	178.490	178.922	182.257	182.257
Burial vaults and boxes, precast concrete.....	13	3401063	12/11	153.170	153.566	153.566	161.218	161.218
Precast concrete products (excl burial vaults and boxes, slabs and tile, and arch. wall panels).....	13	3401064	12/11	163.670	164.553	165.639	168.252	168.540
Prestressed concrete products.....	13	35		347.039	353.637	353.505	354.305	352.131
Prestressed concrete products.....	13	3501		347.039	353.637	353.505	354.305	352.131
Prestressed concrete products.....	13	350107	12/86	354.152	360.885	360.750	361.567	359.349
Prestressed concrete bridge beams and solid and hollow cored slabs and panels.....	13	3501071	12/07	241.321	248.764	248.468	249.133	247.998
Prestressed concrete bridge beams.....	13	35010711	12/07	203.182	206.011	205.533	205.580	203.175
Prestressed concrete solid and hollow cored slabs and panels.....	13	35010712	12/07	279.321	294.187	294.258	296.831	300.692
Prestressed concrete products (excl bridge beams and solid and hollow cored slabs and panels).....	13	3501072	12/07	127.291	127.440	127.554	127.780	126.756
Clay construction products ex. refractories.....	13	4		218.310	219.016	220.147	222.772	227.600
Brick and structural clay tile.....	13	42	12/84	240.600	240.600	240.600	242.797	251.153
Building or common brick.....	13	4201	12/84	237.833	237.833	237.833	239.925	248.280
Building or common brick.....	13	420101	12/84	237.833	237.833	237.833	239.925	248.280
Glazed brick and other brick (paving, floor, and sewer).....	13	4202	12/84	274.844	274.844	274.844	285.391	285.391
Glazed brick and other brick (paving, floor, and sewer).....	13	420201	12/84	274.844	274.844	274.844	285.391	285.391
Clay floor and wall tile, glazed and unglazed.....	13	44		132.362	132.864	134.374	136.617	137.951
Clay floor and wall tile, glazed and unglazed (including quarry tile and ceramic mosaic tile).....	13	4401		132.362	132.864	134.374	136.617	137.951
Clay floor and wall tile, glazed and unglazed (including quarry tile and ceramic mosaic tile).....	13	440131		132.363	132.865	134.375	136.618	137.952
Structural clay products, n.e.c.....	13	45		324.374	332.338	333.970	333.970	333.970
Structural clay products, n.e.c.....	13	4501		324.374	332.338	333.970	333.970	333.970
All other structural clay products, excluding clay refractories.....	13	450199	12/85	281.533	281.533	283.355	283.355	283.355
Refractories.....	13	5		333.496	334.413	339.922	345.883	347.101
Clay refractories.....	13	52		372.831	372.831	383.325	389.605	389.605
Clay refractories.....	13	5201		372.831	372.831	383.325	389.605	389.605
Clay refractories.....	13	520181	12/04	209.410	209.410	215.305	218.832	218.832
Nonclay refractories.....	13	53		299.821	301.233	303.707	310.027	314.205
Nonclay refractories (excluding dead-burned magnesia).....	13	5301		299.821	301.233	303.707	310.027	314.205
Nonclay refractories (excluding dead-burned magnesia).....	13	530112	12/04	196.666	197.592	199.215	203.360	206.101
Asphalt felts and coatings.....	13	6		328.580	330.591	331.769	324.015	323.422
Prepared asphalt and tar roofing and siding products.....	13	61		334.677	336.978	338.326	327.898	327.104
Prepared asphalt and tar roofing and siding products.....	13	6101		334.677	336.978	338.326	327.898	327.104
Prepared asphalt and tar roofing and siding products.....	13	610131	12/03	304.363	306.455	307.681	298.198	297.476
Asphalt smooth-surfaced roll roofing and cap sheets, organic and fiberglass base.....	13	6101311	12/12	136.191	136.191	136.561	133.928	134.428
Asphalt mineral-surfaced roll roofing and cap sheets, organic and fiberglass base.....	13	6101312	12/11	170.123	169.895	170.609	171.311	171.851
Other prepared asphalt and tar products for roofing and siding.....	13	6101317	12/11	127.872	128.012	127.874	128.772	129.547
Roofing asphalts, pitches, coatings, and cement.....	13	62		260.395	260.395	260.395	264.353	264.648
Roofing asphalts, pitches, coatings, and cement.....	13	6201		260.395	260.395	260.395	264.353	264.648
Roofing asphalts, pitches, coatings, and cement.....	13	620121	06/84	246.651	246.651	246.651	250.400	250.679

See footnotes at end of table.

Table 9. Producer price indexes for commodity and service groupings and individual items, not seasonally adjusted — Continued
 [February 2023, Index base 1982=100, unless otherwise indicated]

Title	Commodity code		Other index base	Unadjusted index ¹				
	Group code	Item code		Oct. 2022	Nov. 2022 ^P	Dec. 2022 ^P	Jan. 2023 ^P	Feb. 2023 ^P
Gypsum products.....	13	7		461.345	463.006	462.364	462.242	463.979
Gypsum products.....	13	71		461.345	463.006	462.364	462.242	463.979
Gypsum products.....	13	7101		461.345	463.006	462.364	462.242	463.979
Gypsum building materials.....	13	710102	12/93	353.984	355.482	354.903	354.791	356.385
Other gypsum products.....	13	710116	12/99	245.245	245.245	245.245	245.245	245.245
Glass containers.....	13	8		251.523	257.393	257.393	280.048	279.245
Glass containers.....	13	81		251.523	257.393	257.393	280.048	279.245
Glass containers (including value of packaging).....	13	8101		251.523	257.393	257.393	280.048	279.245
Glass containers (including value of packaging).....	13	810104	06/95	192.370	196.859	196.859	214.186	213.572
Other nonmetallic minerals.....	13	9		310.093	309.288	307.963	319.185	322.389
Insulation materials.....	13	92		262.104	263.014	263.476	264.598	262.479
Mineral wool for thermal and acoustical envelope insulation.....	13	9201		259.337	260.475	261.473	260.127	253.558
Mineral wool for thermal and acoustical envelope insulation.....	13	920105	06/07	197.609	198.476	199.237	198.211	193.206
Mineral wool for industrial, equipment, and appliance insulation.....	13	9202		224.179	224.428	223.612	227.745	231.719
Mineral wool for industrial, equipment, and appliance insulation.....	13	920201		224.179	224.428	223.612	227.745	231.719
Paving mixtures and blocks.....	13	94		392.224	389.024	381.047	408.302	417.472
Paving mixtures and blocks.....	13	9401		392.224	389.024	381.047	408.302	417.472
Paving mixtures and blocks.....	13	940113	12/03	276.717	274.459	268.831	288.060	294.529
Emulsified asphalt, including liquid additives.....	13	940113A	12/09	155.191	153.399	151.197	150.918	150.895
Other liquid asphalt and tar paving materials, including cut-backs.....	13	940113B	12/09	206.161	204.008	196.055	193.444	193.075
Asphalt and tar paving mixtures (excluding liquid).....	13	940113C	12/09	139.932	138.988	135.878	160.768	169.017
Cut stone and stone products.....	13	95		230.982	230.982	230.982	230.982	235.173
Cut stone and stone products.....	13	9501		230.982	230.982	230.982	230.982	235.173
Dressed dimension granite (including gneiss, syenite, diorite, and cut granite).....	13	950111	12/84	227.165	227.165	227.165	227.165	234.142
Dressed dimension limestone (including dolomite, travertine, calcareous, tufa, & cut limestone).....	13	950121	12/84	208.310	208.310	208.310	—	208.310
Dressed dimension marble and other stone.....	13	950151	12/04	154.479	154.479	154.479	154.479	154.766
Gaskets, packing, and sealing devices.....	13	98		234.055	234.055	236.386	242.070	242.070
Gaskets and gasketing material.....	13	9801		257.960	257.960	259.367	264.536	264.536
Nonmetallic gaskets and gasketing.....	13	980111	12/90	227.705	227.705	230.128	237.956	237.956
Metallic gaskets and machined seals.....	13	980112	12/90	207.087	207.087	207.087	207.544	207.544
Packing and sealing.....	13	9802		217.103	217.103	220.346	227.031	227.031
Compression packing.....	13	980211	12/90	250.897	250.897	250.897	259.450	259.450
Molded packing and sealing devices.....	13	980212	12/90	190.558	190.558	192.106	194.111	194.111
Rotary oil seals.....	13	980214	12/90	167.705	167.705	180.362	186.365	186.365
Nonmetallic minerals and products, n.e.c.....	13	99		287.711	287.118	287.403	296.105	297.291
Clay and stone mining and quarrying.....	13	9902		295.911	294.664	295.169	303.245	305.377
Ground or treated minerals and earths.....	13	990209		291.760	290.456	291.575	297.172	296.967
Treated lightweight aggregate and crushed slag, minerals and earths.....	13	9902094	12/14	149.651	149.651	149.651	156.130	156.130
Other minerals and earths, treated.....	13	9902096	12/14	85.694	86.076	86.900	86.976	87.162
Dimension stone mining and quarrying.....	13	990211	06/85	261.744	261.744	261.744	289.166	295.091
Clay, excluding kaolin and ball clay.....	13	990214	06/90	223.570	223.492	223.401	225.363	234.673
Bentonite.....	13	990214C	12/07	153.356	153.391	153.391	156.491	156.491
All other nonmetallic minerals, including talc and gypsum.....	13	990299	06/85	351.527	348.588	347.122	360.851	360.851
All other nonmetallic mineral products.....	13	9903		227.551	227.551	227.649	235.426	235.426
Dry-mixed concrete materials (prepackaged sand, gravel, mortar, and cement premixes).....	13	990312	12/11	146.276	146.276	146.276	—	—
Other nonmetallic mineral products.....	13	990319	12/11	110.119	110.118	110.305	114.472	114.472
Transportation equipment.....	14	—		200.543	200.661	201.170	202.007	202.491
Motor vehicles and equipment.....	14	1		167.870	167.913	168.314	168.865	168.993
Motor vehicles.....	14	11		169.927	170.114	170.718	171.275	171.590
Passenger cars and chassis.....	14	1101		142.492	142.542	142.577	143.171	143.227
Passenger cars and chassis.....	14	110131	06/82	142.200	142.251	142.285	142.879	142.934
Motorcycles, including three-wheel motorbikes, motorscooters, mopeds, and parts.....	14	1104		197.365	197.365	197.722	198.498	198.498
Motorcycles, including three-wheel motorbikes, motorscooters, mopeds, and parts.....	14	110401		212.572	212.572	212.956	213.793	213.793
Trucks, truck tractors, & bus chassis 14,000 lb or less, incl. minivans & suvs.....	14	1105		196.777	197.129	198.465	199.113	199.542
Trucks, truck tractors, & bus chassis 14,000 lb or less, incl. minivans & suvs.....	14	110571	12/82	189.329	189.668	190.953	191.576	191.989
Trucks, over 14,000 lbs GVW.....	14	1106		243.218	243.355	243.373	243.721	244.292
Trucks, over 14,000 lbs GVW.....	14	110684	12/05	146.824	146.906	146.917	147.127	147.472
Buses, including military and firefighting vehicles (chassis of own manufacture).....	14	1106843	06/11	140.432	140.546	140.596	140.856	140.871

See footnotes at end of table.

Table 9. Producer price indexes for commodity and service groupings and individual items, not seasonally adjusted — Continued
 [February 2023, Index base 1982=100, unless otherwise indicated]

Title	Commodity code		Other index base	Unadjusted index ¹				
	Group code	Item code		Oct. 2022	Nov. 2022 ^P	Dec. 2022 ^P	Jan. 2023 ^P	Feb. 2023 ^P
Motor vehicles parts.....	14	12		139.561	139.422	139.568	140.140	140.006
Motor vehicles parts.....	14	1205	12/03	125.061	124.937	125.068	125.581	125.461
Gasoline engines and engine parts, excl. carburetors, pistons, and valves.....	14	120501	12/03	133.146	133.938	133.961	133.833	133.799
Motor vehicle steering and suspension parts.....	14	120502	12/03	111.846	111.846	112.452	110.089	110.082
Motor vehicle transmission and power train.....	14	120503	12/03	121.749	121.519	121.509	122.080	122.141
Motor vehicle drive train components, except wheels and brakes, new.....	14	1205031	12/11	112.614	112.399	112.390	112.924	112.983
Motor vehicle transmissions except auxiliary and parts, new.....	14	12050310	06/12	109.202	109.202	109.202	113.290	113.851
Parts for manual and automatic transmissions, new.....	14	12050313	12/11	125.112	124.507	124.472	125.299	124.733
Other motor vehicle drive train components, except wheels and brakes, new.....	14	12050315	12/11	102.268	101.355	101.323	100.928	100.762
Motor vehicle drive train components, rebuilt.....	14	1205033	12/11	129.801	129.801	129.801	130.292	130.292
Motor vehicle brake systems.....	14	120504	12/03	141.862	141.713	141.317	142.128	142.092
Motor vehicle brake parts and assemblies, new.....	14	1205041	12/11	130.139	129.991	129.600	130.344	130.310
Motor vehicle drum brake assemblies and parts, new.....	14	1205041A	12/11	165.662	167.154	164.761	163.546	163.546
Other motor vehicle brake parts and assemblies, new.....	14	1205041B	12/11	118.047	117.273	117.333	118.192	118.121
Motor vehicle disc brake assemblies and parts, new.....	14	1205041C	12/11	127.596	127.525	127.454	129.802	129.803
Filters for internal combustion engines and motor vehicles.....	14	120505	12/03	158.650	160.162	160.162	160.162	160.162
Other motor vehicle parts.....	14	120508	12/03	112.547	112.452	113.050	115.589	115.888
Vehicle seating and interior trim.....	14	120511	06/04	115.079	114.164	114.328	115.033	115.028
Automobile trimmings.....	14	1205111	06/09	92.827	92.850	92.898	93.318	93.318
Seats for public conveyance and aircraft.....	14	1205113	06/09	119.216	118.602	118.864	119.610	119.593
Motor vehicle air conditioning systems and compressors.....	14	120512	12/11	102.155	102.155	102.155	102.155	101.489
Carburetors, pistons, piston rings, and valves.....	14	120513		203.612	203.165	203.163	204.574	214.114
Motor vehicle electrical and electronic equipment.....	14	120514		139.461	139.286	139.254	139.735	139.860
Vehicular lighting equipment.....	14	1205141		151.037	151.083	150.886	151.742	152.218
Other motor vehicle electrical and electronic equipment.....	14	1205142		141.621	141.396	141.396	141.802	141.844
Battery charging alternators, generators, and regulators.....	14	12051422	06/00	106.444	106.513	106.513	106.631	106.631
Parts for electrical and electronic engine equipment.....	14	12051424	06/00	100.057	96.684	96.684	96.393	96.393
All other miscellaneous non-engine electrical and electronic equipment.....	14	12051425	12/03	118.093	118.100	118.100	118.800	118.800
All other miscellaneous complete engine electrical equipment, including spark plugs.....	14	12051426	06/00	108.812	109.069	109.069	108.863	109.054
Truck and bus bodies.....	14	13	12/82	329.534	329.581	329.801	333.239	336.426
Truck and bus bodies sold separately.....	14	1301	12/82	334.114	333.809	333.840	338.859	343.043
Other truck and vehicle bodies, sold separately.....	14	13015	12/08	150.382	150.202	150.216	152.474	153.295
Dump truck bodies, sold separately.....	14	130151	12/08	188.314	186.699	186.699	186.699	183.351
All other truck and vehicle bodies, sold separately.....	14	130152	12/08	144.476	144.476	144.476	147.832	150.024
Service truck bodies, sold separately.....	14	130153	09/15	138.319	138.311	138.387	138.393	138.603
Complete vehicles on purchased chassis.....	14	1302	12/82	323.947	324.360	324.776	324.209	324.886
Buses and firefighting vehicles, complete, produced on purchased chassis.....	14	13027	12/08	126.949	127.470	127.993	127.993	128.144
Buses and firefighting vehicles, complete, produced on purchased chassis.....	14	130275	12/08	126.949	127.470	127.993	127.993	128.144
Other trucks and vehicles, complete, produced on purchased chassis.....	14	13029	12/08	159.167	159.265	159.364	-	-
Other trucks and vehicles, complete, produced on purchased chassis, except upfitting trucks.....	14	130294	09/15	141.493	141.601	141.711	140.794	141.663
Truck trailers.....	14	14		336.556	336.326	336.607	332.394	330.352
Truck trailers.....	14	1406	12/86	326.265	326.042	326.315	322.231	320.251
Truck trailers and chassis, axle rating 10,000 lb or more.....	14	140602	12/86	317.554	317.380	317.696	313.361	311.335
Truck trailers and chassis, axle rating less than 10,000 lb.....	14	140603	12/11	212.850	212.521	212.488	212.354	211.760
Motor homes, built on purchased chassis.....	14	15	06/84	215.179	215.238	215.238	215.238	216.308
Motor homes, built on purchased chassis.....	14	1501	06/84	215.179	215.238	215.238	215.238	216.308
Motor homes, built on purchased chassis.....	14	150101	06/84	215.179	215.238	215.238	215.238	216.308
Travel trailers and campers.....	14	16	06/84	297.078	297.274	297.274	297.274	297.274
Travel trailers.....	14	1601	06/84	284.221	284.418	284.418	284.418	284.418
Travel trailers.....	14	160101	06/84	284.221	284.418	284.418	284.418	284.418
Conventional travel trailers.....	14	1601016	12/11	168.540	168.729	168.729	168.729	168.729
Camping trailers, campers, pick-up covers, and parts.....	14	1602	06/84	336.063	336.246	336.246	336.246	336.246
Camping trailers, campers, pick-up covers, and parts.....	14	160201	06/84	336.063	336.246	336.246	336.246	336.246
Other parts and components, excluding appliances and furnishings.....	14	1602013	12/11	196.082	196.082	196.082	196.082	-
Truck campers, caps, box covers, and fold-down camping trailers.....	14	1602014	06/14	145.061	145.276	145.276	145.276	145.276
Aircraft and aircraft equipment.....	14	2		297.361	297.779	298.741	300.494	302.607
Aircraft.....	14	21		330.893	331.579	332.957	334.534	336.194
Civilian aircraft.....	14	2102	12/85	317.490	318.471	320.443	322.581	324.832
Civilian aircraft.....	14	210206	12/03	171.908	172.440	173.507	174.665	175.884
Military aircraft.....	14	2104	06/13	104.610	104.610	104.610	104.610	104.610
Military aircraft.....	14	210401	06/13	104.610	104.610	104.610	104.610	104.610

See footnotes at end of table.

Table 9. Producer price indexes for commodity and service groupings and individual items, not seasonally adjusted — Continued
 [February 2023, Index base 1982=100, unless otherwise indicated]

Title	Commodity code		Other index base	Unadjusted index ¹				
	Group code	Item code		Oct. 2022	Nov. 2022 ^P	Dec. 2022 ^P	Jan. 2023 ^P	Feb. 2023 ^P
Aircraft engine and engine parts.....	14	23	12/85	245.976	246.083	247.147	248.859	249.280
Aircraft engine and engine parts.....	14	2301	12/85	245.976	246.083	247.147	248.859	249.280
Aircraft engine and engine parts.....	14	230101	12/85	245.976	246.083	247.147	248.859	249.280
Aeronautical services on aircraft engines.....	14	2301015	12/11	140.649	140.649	140.649	145.030	145.030
Aircraft engine parts and accessories.....	14	2301017	12/11	115.286	115.382	116.330	116.732	116.953
Parts and accessories for military aircraft engines.....	14	23010175	12/11	123.871	123.886	123.886	123.930	124.615
Parts and accessories for civilian aircraft engines.....	14	23010177	12/11	113.470	113.583	114.735	115.309	115.318
Other aircraft parts and equipment.....	14	25	06/85	200.284	200.409	200.380	202.120	205.953
Other aircraft parts and equipment.....	14	2501	06/85	200.284	200.409	200.380	202.120	205.953
Aircraft propellers and helicopter rotors.....	14	250102	06/08	160.743	160.839	160.983	161.229	161.229
Aircraft parts and auxiliary equipment.....	14	250103	06/08	119.625	119.708	119.674	120.788	123.271
Aircraft landing gear for civilian and military aircraft.....	14	2501032	06/08	168.615	168.615	168.615	186.970	186.970
Other aircraft subassemblies and parts for military aircraft.....	14	2501033	06/08	123.978	124.017	124.132	124.516	124.516
Other aircraft subassemblies and parts for civilian aircraft.....	14	2501034	06/08	110.411	110.573	110.455	111.072	113.956
Ships and boats.....	14	3		300.096	300.267	301.193	302.116	302.408
Ships.....	14	31	12/85	245.875	245.856	246.651	247.274	247.274
Military self-propelled ships, new construction.....	14	3102	06/96	148.306	148.290	148.406	148.927	148.927
Military self-propelled ships, new construction.....	14	310201	06/96	148.306	148.290	148.406	148.927	148.927
Nonmilitary self-propelled ships, new construction.....	14	3103	06/96	263.864	263.864	261.961	261.961	261.961
Nonmilitary self-propelled ships, new construction.....	14	310301	12/85	402.737	402.737	399.833	399.833	399.833
Boats.....	14	32		344.472	345.112	346.074	347.376	348.147
Outboard motorboats, including commercial and military (except sailboats and lifeboats).....	14	3201		395.337	395.774	396.966	397.459	398.151
Outboard motorboats, wood or metal, incl. comm. and military (exc. sailboats and lifeboats).....	14	320107	06/11	172.717	173.046	173.383	173.720	174.057
Outboard motorboats, plastics/fiberglass, incl. comm. and mil. (exc. sailboats and lifeboats).....	14	320108	06/11	165.840	165.904	166.562	166.705	166.977
Inboard motorboats, including commercial and military (except sailboats and lifeboats).....	14	3202		346.250	348.289	350.195	347.585	350.193
Inboard cabin cruisers, including commercial and military (except sailboats and lifeboats).....	14	320206	12/03	173.955	175.625	177.738	177.738	179.601
Other inboard motorboats, including commercial and military (except sailboats and lifeboats).....	14	320207	06/11	153.202	153.633	153.633	149.682	149.682
Inboard-outdrive boats, including commercial and military (except sailboats and lifeboats).....	14	3203		282.969	282.969	282.969	282.969	284.154
All other inboard-outdrive boats, incl. comm. and military (except sailboats and lifeboats).....	14	320310	12/03	162.012	162.012	162.012	162.012	162.690
All other boats (excluding military and commercial).....	14	3204		268.537	268.537	268.537	286.537	286.537
All other boats (excluding military and commercial).....	14	320406	12/03	152.108	152.108	152.108	162.304	162.304
Railroad equipment.....	14	4		212.425	212.664	212.744	212.860	213.262
Railroad cars and locomotives.....	14	44	05/22	100.054	100.054	100.054	100.054	100.054
Railroad cars and locomotives.....	14	4401	05/22	100.054	100.054	100.054	100.054	100.054
Railroad cars.....	14	440102	12/01	167.624	167.624	167.624	167.624	-
Railway maintenance of way equipment and parts.....	14	45	05/22	103.876	104.544	104.766	104.963	105.641
Railway maintenance of way equipment and parts.....	14	4501		208.396	209.736	210.181	210.577	211.936
Air brake and other brake equipment.....	14	450101	12/03	104.719	104.719	104.719	105.525	107.100
Railway maintenance of way & all other railroad and streetcar equipment, parts and accessories.....	14	450102	12/03	157.246	158.384	158.763	158.656	159.087
Transportation equipment, n.e.c.....	14	9	06/85	202.271	202.318	201.965	206.369	206.123
Transportation equipment, n.e.c.....	14	91	06/85	202.271	202.318	201.965	206.369	206.123
Other transportation equipment, incl. golf carts, vehicle trailers, and all-terrain vehicles.....	14	9111	06/85	202.271	202.318	201.965	206.369	206.123
Automobile and light truck trailers.....	14	911104	12/92	271.554	271.554	270.022	270.016	268.997
All other miscellaneous transportation equipment, including all-terrain vehicles.....	14	911105	06/85	156.012	156.042	156.062	162.371	162.383
All-terrain vehicles and parts.....	14	9111051	06/08	110.146	110.177	110.086	117.469	117.499
All other miscellaneous transportation equipment and parts.....	14	9111052	06/08	119.198	119.198	119.479	122.789	122.787
Miscellaneous products.....	15	-		326.069	328.919	329.688	333.410	334.801
Toys, sporting goods, small arms, etc.....	15	1		200.759	203.635	206.098	207.765	209.268
Toys, games, and children's vehicles.....	15	11		178.220	178.215	178.215	180.106	180.106
Toys, games, and children's vehicles.....	15	1101		178.220	178.215	178.215	180.106	180.106
Nonelectronic games and puzzles (excl. toys), and electronic toys (incl. parts).....	15	110152	06/85	148.512	148.512	148.512	148.512	148.512
Nonelectronic games and puzzles, including parts.....	15	1101521	12/07	118.500	118.500	118.500	118.500	118.500
Other nonelectronic toys, including parts.....	15	110154	06/85	198.735	198.735	198.735	204.998	204.998
Models, science & craft kits/supply, & collectors' miniatures.....	15	110155	06/85	272.723	272.670	272.670	274.150	274.150
Sporting and athletic goods.....	15	12		191.621	196.247	200.263	201.719	204.212
Sporting and athletic goods.....	15	1201		191.621	196.247	200.263	201.719	204.212

See footnotes at end of table.

Table 9. Producer price indexes for commodity and service groupings and individual items, not seasonally adjusted — Continued
 [February 2023, Index base 1982=100, unless otherwise indicated]

Title	Commodity code		Other index base	Unadjusted index ¹				
	Group code	Item code		Oct. 2022	Nov. 2022 ^P	Dec. 2022 ^P	Jan. 2023 ^P	Feb. 2023 ^P
Golf equipment, excluding apparel and shoes.....	15	120127	12/85	144.037	151.941	160.163	160.855	167.702
Bicycles, adult tricycles, unicycles and parts.....	15	120182	12/84	175.026	175.404	175.479	175.479	175.479
Playground equipment.....	15	120185	12/98	347.826	358.074	358.074	365.963	365.963
Gymnasium and exercise equipment.....	15	120192	12/98	152.108	152.108	152.108	152.077	152.072
Other sporting and athletic goods.....	15	120193	12/85	171.743	172.613	172.613	174.726	175.709
Small arms and ammunition.....	15	13		311.989	312.165	312.165	314.967	314.967
Small arms.....	15	1301		255.705	255.912	255.912	256.574	256.574
Single barrel shotguns, other small firearms n.e.c., and parts & attachments for small arms.....	15	130128	06/13	106.027	106.027	106.027	106.563	106.563
Small arms ammunition.....	15	1302		416.816	416.816	416.816	425.336	425.336
Small arms cartridges and shells.....	15	130281	06/02	289.284	289.284	289.284	296.452	296.452
Tobacco products, incl. stemmed & redried.....	15	2		1,158.964	1,179.949	1,180.004	1,197.899	1,220.872
Cigarettes, excluding electronic.....	15	21		1,456.399	1,484.757	1,484.757	1,510.574	1,542.510
Cigarettes, excluding electronic.....	15	2101		1,456.399	1,484.757	1,484.757	1,510.574	1,542.510
Cigarettes, excluding electronic.....	15	210105	12/04	279.899	285.349	285.349	290.310	296.448
Stemmed and redried tobacco.....	15	24	06/84	106.512	108.205	108.205	109.143	109.143
Stemmed and redried tobacco.....	15	2402	06/84	105.110	106.781	106.781	107.707	107.707
Stemmed and redried tobacco.....	15	240208	06/99	115.256	117.087	117.087	118.103	118.103
Tobacco, unstemmed leaf, redried before packing.....	15	2402081	12/11	106.295	109.560	109.560	109.904	109.904
Tobacco, stemmed.....	15	2402084	12/11	101.681	101.681	101.681	103.277	103.277
Other tobacco products.....	15	25	12/05	206.162	208.307	208.377	208.810	210.885
Other tobacco products.....	15	2501	12/05	206.162	208.307	208.377	208.810	210.885
Other tobacco products.....	15	250101	12/05	206.162	208.307	208.377	208.810	210.885
Cigars.....	15	2501011	12/11	124.280	124.280	124.280	124.305	124.305
Chewing and smoking tobacco.....	15	2501014	12/11	180.665	182.971	183.046	183.527	185.874
Notions.....	15	3		256.408	256.408	257.052	257.117	257.117
Fasteners, zippers, buttons, needles, pins, and buckles.....	15	32		262.439	262.439	263.098	263.164	263.164
Fasteners, zippers, buttons, needles, pins, and buckles.....	15	3201		262.439	262.439	263.098	263.164	263.164
Fasteners, zippers, buttons, needles, pins, and buckles (except precious metal).....	15	320100		262.439	262.439	263.098	263.164	263.164
Photographic equipment and supplies.....	15	4		157.157	160.919	159.455	166.000	162.926
Photographic and photocopying equipment.....	15	41		98.872	-	-	-	-
Photographic and photocopying equipment.....	15	4107	12/83	121.083	-	-	-	-
Photographic and photocopying equipment.....	15	410701	12/83	121.083	-	-	-	-
Photographic supplies.....	15	42		182.417	188.227	185.965	195.864	191.215
Photographic supplies.....	15	4206	12/83	179.166	184.873	182.651	192.374	187.807
Photographic supplies.....	15	420601	12/83	179.166	184.873	182.651	192.374	187.807
Prepared photographic chemicals.....	15	4206011	12/07	103.633	104.276	103.670	105.111	105.467
Photographic sensitized film, plates, paper, & cloth.....	15	4206012	12/07	164.068	170.616	168.244	179.959	173.757
Photographic sensitized film, plates, paper, & cloth, silver-halide-type (excl X-ray).....	15	42060121	12/07	-	167.925	163.193	176.916	169.651
Photographic sensitized film, plates, paper & cloth, other than silver-halide-type (incl X-ray).....	15	42060122	12/07	163.416	163.293	163.913	163.913	163.913
Mobile homes.....	15	5		494.732	493.024	492.852	486.242	483.087
Manufactured homes (mobile homes), all sizes (incl. multisection).....	15	53		507.463	505.712	505.535	498.755	495.519
Manufactured mobile homes and nonresidential mobile buildings.....	15	5303	12/86	475.362	473.721	473.556	467.205	464.173
Manufactured homes (mobile homes), all width sizes (incl. multisection).....	15	530301	12/86	475.362	473.721	473.556	467.205	464.173
Medical, surgical & personal aid devices.....	15	6		195.598	195.602	196.288	198.553	198.655
Surgical and medical instruments.....	15	62	06/82	148.419	148.468	148.747	150.766	150.600
Surgical and medical instruments.....	15	6201	06/82	148.419	148.468	148.747	150.766	150.600
Surgical and medical instruments.....	15	620103	06/05	109.927	109.963	110.170	111.665	111.542
Surgical and medical catheters.....	15	6201031	12/11	92.345	92.404	92.766	92.683	92.548
Orthopedic and surgical instruments.....	15	6201033	06/12	114.120	114.251	114.373	114.793	114.860
Other surgical and medical apparatus and instruments, excluding parts.....	15	6201037	06/12	101.679	101.245	101.667	105.329	104.984
Parts for surgical and medical apparatus and instruments.....	15	6201038	06/12	111.569	111.569	111.569	112.549	112.549
Medical and surgical appliances and supplies.....	15	63	06/83	226.385	226.826	227.046	229.997	230.344
Medical and surgical appliances and supplies.....	15	6301	06/83	226.385	226.826	227.046	229.997	230.344
Medical and surgical appliances and supplies.....	15	630104	12/03	125.160	125.404	125.525	127.157	127.349
Artificial joints and limbs.....	15	6301041	12/11	-	-	-	107.960	-
Other orthopedic and prosthetic appliances.....	15	6301042	12/11	99.106	99.106	99.106	99.963	99.963
All other surgical and medical items.....	15	6301044	12/11	120.363	120.660	120.807	122.567	122.777
Ophthalmic goods.....	15	64	12/83	165.254	165.254	167.236	167.236	168.422
Ophthalmic goods.....	15	6401	12/83	165.254	165.254	167.236	167.236	168.422

See footnotes at end of table.

Table 9. Producer price indexes for commodity and service groupings and individual items, not seasonally adjusted — Continued
 [February 2023, Index base 1982=100, unless otherwise indicated]

Title	Commodity code		Other index base	Unadjusted index ¹				
	Group code	Item code		Oct. 2022	Nov. 2022 ^P	Dec. 2022 ^P	Jan. 2023 ^P	Feb. 2023 ^P
Dental equipment and supplies.....	15	65	06/85	403.683	399.298	405.897	—	—
Dental equipment and supplies.....	15	6501	06/85	403.683	399.298	405.897	—	—
Dental equipment and supplies.....	15	650107	12/05	206.421	204.179	207.553	—	—
Professional dental equipment and supplies.....	15	6501071	12/07	149.416	149.416	151.886	—	—
Professional dental equipment.....	15	65010711	12/07	153.463	153.463	159.162	—	—
Professional dental supplies.....	15	65010712	12/07	144.236	144.236	144.236	—	—
Other industrial safety equipment.....	15	7		324.988	324.988	324.988	325.628	325.854
Personal safety equipment and clothing.....	15	71		324.987	324.987	324.987	325.628	325.854
Personal safety equipment and clothing.....	15	7108	06/04	152.221	152.221	152.221	152.521	152.627
Personal safety equipment and clothing.....	15	710802	06/04	152.221	152.221	152.221	152.521	152.627
Other miscellaneous products.....	15	9		244.074	245.942	246.399	248.162	246.747
Burial caskets.....	15	91		493.360	506.614	506.614	524.050	524.050
Burial caskets.....	15	9101		493.360	506.614	506.614	524.050	524.050
Burial caskets.....	15	910109	12/04	226.092	232.166	232.166	240.157	240.157
Metal burial caskets & coffins, completely lined & trimmed, adult sizes.....	15	9101091	12/11	163.056	167.766	167.766	167.766	167.766
Musical instruments.....	15	93		286.036	287.760	284.856	284.856	286.414
Musical instruments.....	15	9301		286.036	287.760	284.856	284.856	286.414
Nonelectronic pianos, organs, and nonelectronic piano and organ parts, excluding benches.....	15	930113	12/09	163.881	163.881	163.881	163.881	163.881
Other musical instruments and parts.....	15	930117	06/85	266.918	268.780	265.643	265.643	267.302
Other nonelectronic musical instruments.....	15	9301172	12/09	137.236	137.236	137.236	137.236	137.236
Other musical instrument parts & accessories, sold separately, excl. benches & instrument cases.....	15	9301173	12/09	137.189	137.189	137.189	137.189	—
Jewelry and jewelry products.....	15	94		250.332	256.480	258.635	263.133	260.490
Jewelry (gold and platinum) and silverware.....	15	9402		273.335	283.311	285.401	290.216	283.557
Jewelry, gold and platinum.....	15	940222	12/11	115.739	119.962	120.847	122.886	120.067
Costume jewelry and novelties.....	15	9404		224.311	224.311	224.311	233.542	235.634
Costume jewelry and novelties.....	15	940415	12/03	154.262	154.262	154.262	160.609	162.049
All other jewelry and personal goods (excluding costume).....	15	9407	06/07	150.993	154.307	155.256	155.706	156.176
All other jewelry and personal goods (excluding costume).....	15	940714	06/07	150.993	154.307	155.256	155.706	156.176
Jewelers' material and lapidary work.....	15	9408	12/08	161.586	161.924	165.675	166.230	167.114
Pens, pencils, and marking devices.....	15	95		218.147	217.957	217.957	220.501	221.535
Pens, markers, mechanical pencils, and associated parts.....	15	9502	12/85	206.442	204.920	204.920	204.920	204.920
Pens, markers, mechanical pencils, and associated parts.....	15	950210	12/85	206.442	204.920	204.920	204.920	204.920
Lead pencils, art goods, office supplies and small office equipment, excluding paper.....	15	9503	12/85	208.620	209.155	209.155	212.785	214.598
Lead pencils, art goods, office supplies and small office equipment, excluding paper.....	15	950307	12/85	208.620	209.155	209.155	212.785	214.598
Marking devices.....	15	9504	12/85	187.282	187.282	187.282	189.563	189.643
Marking devices.....	15	950406	12/05	131.311	131.311	131.311	132.910	132.967
Brooms and brushes.....	15	97		220.758	223.077	223.077	224.623	226.998
Brooms, brushes and mops.....	15	9705	12/85	211.338	213.558	213.558	215.038	217.312
Brooms, mops, and dusters.....	15	970501	12/85	240.792	248.139	248.139	249.205	249.362
Brooms.....	15	9705011	12/11	132.094	136.349	136.349	137.617	137.804
Mops and dusters, including refills.....	15	9705012	12/11	125.742	129.345	129.345	129.345	129.345
Paint and varnish brushes and rollers.....	15	970502	12/85	180.790	180.790	180.790	184.103	187.632
Paint and varnish brushes.....	15	9705021	12/11	118.097	118.097	118.097	122.589	123.894
Paint holders, pads, roller frames, and rollers.....	15	9705022	12/11	110.448	110.448	110.448	110.592	113.557
Other brushes, excl. paint and varnish brushes.....	15	970503	12/85	220.720	221.401	221.401	222.600	225.601
Personal brushes.....	15	9705031	12/11	104.179	104.179	104.179	104.179	104.179
Brushes, other than personal.....	15	9705032	12/11	136.891	137.806	137.806	139.035	142.110
Miscellaneous products, n.e.c.....	15	9A	12/85	247.715	248.649	249.077	250.014	247.934
Candles.....	15	9A01	12/85	202.754	202.754	202.754	202.754	202.754
Candles.....	15	9A0101	12/85	202.754	202.754	202.754	202.754	202.754
Signs and advertising displays.....	15	9A04	12/85	225.035	225.047	226.066	227.449	227.449
Non-electric signs and displays.....	15	9A0402	12/85	267.811	267.835	269.905	272.799	272.799
Electric signs and displays.....	15	9A0404	12/85	195.712	195.712	195.712	195.712	195.712
All other miscellaneous fabricated products and recyclable materials.....	15	9A09	12/85	298.580	301.053	300.819	301.025	293.976
Other miscellaneous fabricated products.....	15	9A0901	12/85	296.680	296.680	296.680	296.910	294.833
Reproduction of audio and video media and software.....	15	9D	12/03	125.684	125.788	125.763	127.246	127.246
Reproduction of audio and video media and software.....	15	9D01	12/03	125.684	125.788	125.763	127.246	127.246
Services²								
Transportation services.....	30	—	06/09	164.563	163.560	163.233	163.092	161.388
Transportation of freight and mail.....	30	1	06/09	169.240	170.167	168.530	167.683	166.864

See footnotes at end of table.

Table 9. Producer price indexes for commodity and service groupings and individual items, not seasonally adjusted — Continued

[February 2023, Index base 1982=100, unless otherwise indicated]

Title	Commodity code		Other index base	Unadjusted index ¹				
	Group code	Item code		Oct. 2022	Nov. 2022 ^P	Dec. 2022 ^P	Jan. 2023 ^P	Feb. 2023 ^P
Rail transportation of freight and mail.....	30	11	12/08	149.887	150.855	150.764	151.876	150.172
Rail transportation of freight and mail.....	30	1101	12/08	149.887	150.855	150.764	151.876	150.172
Rail transportation of freight and mail.....	30	110101	12/08	149.887	150.855	150.764	151.876	150.172
Truck transportation of freight.....	30	12	06/09	165.578	166.934	164.708	159.124	157.791
Local motor carrying.....	30	1201	06/09	146.825	147.213	142.827	142.670	142.061
Local motor carrying.....	30	120101	06/09	146.825	147.213	142.827	142.670	142.061
Long-distance motor carrying.....	30	1202	06/09	172.601	174.335	172.964	165.258	163.643
Long-distance motor carrying.....	30	120201	06/09	172.601	174.335	172.964	165.258	163.643
Water transportation of freight.....	30	13	06/09	169.430	169.126	168.682	166.720	166.144
Deep sea water transportation of freight.....	30	1301	12/08	180.345	177.954	176.970	171.123	170.220
Deep sea water transportation of freight.....	30	130101	12/08	180.345	177.954	176.970	171.123	170.220
Coastal and intercoastal water transportation of freight.....	30	1302	12/08	130.570	132.833	134.137	135.319	134.480
Coastal and intercoastal water transportation of freight.....	30	130201	12/08	130.570	132.833	134.137	135.319	134.480
Great Lakes-St Lawrence Seaway water transportation of freight.....	30	1303	12/08	153.076	155.836	152.909	150.183	149.406
Great lakes-St Lawrence Seaway water transportation of freight.....	30	130301	12/08	153.076	155.836	152.909	150.183	149.406
Inland waterways transportation of freight.....	30	1304	12/08	104.755	105.770	105.372	106.373	106.808
Inland waterways transportation of freight.....	30	130401	12/08	104.755	105.770	105.372	106.373	106.808
Air transportation of freight.....	30	14	12/08	126.069	122.911	122.525	122.402	122.626
Air transportation of freight.....	30	1401	12/08	126.069	122.911	122.525	122.402	122.626
Air transportation of freight, domestic.....	30	140102	01/16	115.225	115.013	114.183	114.584	114.861
Air transportation of freight, international.....	30	140103	01/16	104.200	100.407	100.299	99.447	99.532
Courier, messenger, and U.S. postal services.....	30	16	06/09	176.459	177.128	175.943	184.787	184.709
U.S. Postal Service.....	30	1601	06/89	270.390	270.390	270.390	281.250	281.250
Mailing services (market dominant services).....	30	160107	12/12	133.510	133.510	133.510	139.460	139.460
First class mail.....	30	1601071	06/89	239.129	239.129	239.129	248.819	248.819
Periodicals mail.....	30	1601072	06/89	319.001	319.001	319.001	330.638	330.638
Standard class mail.....	30	1601073	06/89	301.872	301.872	301.872	317.670	317.670
Package services mail.....	30	1601074	06/89	303.045	303.045	303.045	314.194	314.194
Special services and fees.....	30	1601075	06/89	319.306	319.306	319.306	333.232	333.232
Shipping services (competitive services).....	30	160108	12/12	166.855	166.855	166.855	171.832	171.832
Courier and messenger services, except air.....	30	1602	04/09	195.559	196.541	196.031	204.642	204.532
Courier and messenger services, except air.....	30	160201	04/09	195.559	196.541	196.031	204.642	204.532
Air mail and package delivery services, excluding by USPS.....	30	1603	04/09	230.106	232.441	225.055	241.907	241.714
Air mail and package delivery services, excluding by USPS.....	30	160301	04/09	230.106	232.441	225.055	241.907	241.714
Pipeline transportation.....	30	17	05/22	106.083	106.079	104.719	105.063	106.357
Pipeline transportation of petroleum products.....	30	1701	12/08	182.931	182.950	182.950	183.371	183.427
Pipeline transportation of crude petroleum.....	30	170101	12/08	200.086	199.896	199.896	199.977	199.977
Pipeline transportation of refined petroleum products.....	30	170102	12/08	164.705	164.907	164.907	165.646	165.752
Pipeline transportation of natural gas.....	30	1702	05/22	104.901	104.889	102.750	103.162	105.353
Pipeline transportation of natural gas.....	30	170201	05/22	104.901	104.889	102.750	103.162	105.353
Transportation of passengers (partial).....	30	2	06/09	148.148	140.402	144.653	147.168	142.118
Rail transportation of passengers.....	30	21	12/08	133.552	133.552	133.552	133.552	133.552
Rail transportation of passengers.....	30	2101	12/08	133.552	133.552	133.552	133.552	133.552
Rail transportation of passengers.....	30	210101	12/08	133.552	133.552	133.552	133.552	133.552
Airline passenger services.....	30	22	12/08	136.676	129.429	133.407	135.752	131.042
Airline passenger services.....	30	2201	12/08	136.676	129.429	133.407	135.752	131.042
Airline passenger services, domestic.....	30	220101	12/08	141.004	132.681	136.502	136.252	135.861
Airline passenger services, international.....	30	220102	12/08	121.477	117.810	122.271	130.627	115.939
Services related to transportation activities.....	31	-	06/09	143.060	134.323	134.835	132.652	131.853
Services related to water transportation.....	31	1	06/09	135.832	136.370	136.453	138.139	140.063
Towing, tugging, docking, and related services.....	31	11	03/09	138.305	138.663	139.017	142.984	147.968
Towing, tugging, docking and related services.....	31	1101	03/09	138.305	138.663	139.017	142.984	147.968
Towing, tugging, docking and related services.....	31	110101	03/09	138.305	138.663	139.017	142.984	147.968
Operation of port waterfront terminals.....	31	12	12/08	158.361	160.955	160.812	162.676	163.824
Operation of port waterfront terminals.....	31	1201	12/08	158.361	160.955	160.812	162.676	163.824
Operation of port waterfront terminals.....	31	120101	12/08	158.361	160.955	160.812	162.676	163.824
Marine cargo handling.....	31	13	12/08	129.644	129.643	129.610	129.610	129.610
Marine cargo handling.....	31	1301	12/08	129.644	129.643	129.610	129.610	129.610
Marine cargo handling.....	31	130101	12/08	129.644	129.643	129.610	129.610	129.610
Services related to air transportation.....	31	2	04/09	132.368	131.176	129.736	132.234	132.995
Other airport operations, excluding aircraft maintenance and repair.....	31	21	04/09	132.368	131.176	129.736	132.234	132.995
Other airport operations, excluding aircraft maintenance and repair.....	31	2101	04/09	132.368	131.176	129.736	132.234	132.995
Other airport operations, excluding aircraft maintenance and repair.....	31	210101	04/09	132.368	131.176	129.736	132.234	132.995

See footnotes at end of table.

Table 9. Producer price indexes for commodity and service groupings and individual items, not seasonally adjusted — Continued

[February 2023, Index base 1982=100, unless otherwise indicated]

Title	Commodity code		Other index base	Unadjusted index ¹				
	Group code	Item code		Oct. 2022	Nov. 2022 ^P	Dec. 2022 ^P	Jan. 2023 ^P	Feb. 2023 ^P
Other services related to transportation activities (partial).....	31	3	06/09	149.997	134.961	136.438	131.304	129.115
Arrangement of freight and cargo.....	31	31	12/08	169.716	145.356	148.118	139.009	135.176
Arrangement of freight and cargo.....	31	3101	12/08	169.716	145.356	148.118	139.009	135.176
Arrangement of freight and cargo.....	31	310101	12/08	169.716	145.356	148.118	139.009	135.176
Freight forwarding.....	31	32	12/08	114.002	110.133	110.133	110.133	110.074
Freight forwarding.....	31	3201	12/08	114.002	110.133	110.133	110.133	110.074
Freight forwarding.....	31	320101	12/08	114.002	110.133	110.133	110.133	110.074
Warehousing, storage, and related services.....	32	—	12/08	132.240	131.801	138.152	140.469	144.389
Warehousing, storage, and related services.....	32	1	12/08	132.240	131.801	138.152	140.469	144.389
Warehousing, storage, and related services.....	32	11	12/08	132.240	131.801	138.152	140.469	144.389
Warehousing, storage, and related services.....	32	1101	12/08	132.240	131.801	138.152	140.469	144.389
Warehousing, storage, and related services.....	32	110101	12/08	132.240	131.801	138.152	140.469	144.389
Publishing sales, excluding software.....	33	—	06/09	139.017	137.367	137.866	138.839	139.681
Book, periodical, and newspaper publishing sales and subscriptions.....	33	1	06/09	149.202	146.165	147.425	147.911	148.086
Sales of books.....	33	11		451.847	449.305	453.951	456.952	458.049
Sales of textbooks.....	33	1101		770.644	752.662	780.558	784.523	787.794
Sales of textbooks.....	33	110101	06/88	492.171	480.687	498.503	501.035	503.124
Sales of technical, scientific, and professional books.....	33	1102		721.823	721.040	718.541	721.088	721.088
Sales of technical, scientific, and professional books.....	33	110201	06/88	563.761	563.150	561.198	563.187	563.187
Sales of religious books.....	33	1103		228.746	220.224	219.361	220.954	228.409
Sales of religious books.....	33	110301	06/88	173.608	167.140	166.486	167.695	173.353
Sales of general adult and juvenile books.....	33	1104		205.297	206.367	205.651	208.381	208.509
Sales of general adult and juvenile books.....	33	110402		205.297	206.367	205.651	208.381	208.509
Sales of general adult books.....	33	1104021	12/22	—	—	100.000	101.394	100.441
Sales of juvenile books.....	33	1104022	12/22	—	—	100.000	101.236	102.702
Sales of general reference books.....	33	1105		182.962	175.897	177.776	178.217	178.411
Sales of general reference books.....	33	110501	06/88	155.755	149.741	151.340	151.716	151.881
Sales and subscriptions of periodicals and newspapers.....	33	12	06/09	153.152	147.323	148.280	148.351	148.372
Sales and subscriptions of periodicals.....	33	1201	06/07	119.779	110.401	110.401	110.527	110.527
Sales and subscriptions of periodicals.....	33	120101	06/07	119.779	110.401	110.401	110.527	110.527
Newspaper subscription and single copy sales.....	33	1202		589.070	585.927	592.597	592.609	592.751
Newspaper subscription and single copy sales.....	33	120205		589.070	585.927	592.597	592.609	592.751
Newspaper subscriptions, print and online bundled.....	33	1202051	09/15	194.912	195.465	195.655	195.701	196.263
Newspaper subscriptions, print only.....	33	1202052	09/15	177.072	175.970	178.175	178.175	178.175
Greeting card publishing sales.....	33	3	12/85	239.360	239.613	239.782	239.981	239.782
Greeting card publishing sales.....	33	31	12/85	239.360	239.613	239.782	239.981	239.782
Greeting card publishing sales.....	33	3101	12/85	239.360	239.613	239.782	239.981	239.782
Greeting card publishing sales.....	33	310101	12/85	239.360	239.613	239.782	239.981	239.782
Calendars, yearbooks, and other miscellaneous publishing sales.....	33	4	12/89	208.627	208.764	208.900	216.134	216.380
Calendars, yearbooks, and other miscellaneous publishing sales.....	33	41	12/89	208.627	208.764	208.900	216.134	216.380
Calendars, yearbooks, and other miscellaneous publishing sales.....	33	4101	12/89	208.627	208.764	208.900	216.134	216.380
Calendars, yearbooks, and other miscellaneous publishing sales.....	33	410101	12/89	208.627	208.764	208.900	216.134	216.380
Directory, mailing list, and related compilations publishing sales.....	33	6	12/22	—	—	100.000	101.361	104.029
Directory, mailing list, and related compilations publishing sales.....	33	61	12/22	—	—	100.000	101.361	104.029
Directory, mailing list, and related compilations publishing sales.....	33	6101	12/22	—	—	100.000	101.361	104.029
Directory, mailing list, and related compilations publishing sales.....	33	610101	12/22	—	—	100.000	101.361	104.029
Software publishing.....	34	—	06/09	95.193	92.952	93.428	95.017	96.133
System software publishing.....	34	1	05/22	99.591	98.533	99.015	101.403	104.244
System software publishing.....	34	11	05/22	99.591	98.533	99.015	101.403	104.244
System software publishing.....	34	1101	05/22	99.591	98.533	99.015	101.403	104.244
System software publishing.....	34	110101	05/22	99.591	98.533	99.015	101.403	104.244
Application software publishing.....	34	2	06/09	106.627	103.485	104.025	105.014	104.421
Application software publishing.....	34	21	06/09	106.627	103.485	104.025	105.014	104.421
Desktop and portable device application software publishing.....	34	2101	12/08	104.330	102.361	103.143	106.237	103.976
Desktop and portable device application software publishing.....	34	210101	12/08	104.330	102.361	103.143	106.237	103.976
Application software publishing, cross-industry, vertical market, utilities, and other.....	34	2103	12/08	117.184	112.620	112.939	113.152	113.604
Application software publishing, cross-industry, vertical market, utilities, and other.....	34	210301	12/08	117.184	112.620	112.939	113.152	113.604
Application software publishing, game software.....	34	2104	12/13	86.267	83.985	84.564	83.761	83.495
Application software publishing, game software.....	34	210401	12/13	86.267	83.985	84.564	83.761	83.495
Network compensation from broadcast and cable television and radio.....	35	—	06/09	158.399	158.364	158.391	158.751	158.751

See footnotes at end of table.

Table 9. Producer price indexes for commodity and service groupings and individual items, not seasonally adjusted — Continued
 [February 2023, Index base 1982=100, unless otherwise indicated]

Title	Commodity code		Other index base	Unadjusted index ¹				
	Group code	Item code		Oct. 2022	Nov. 2022 ^P	Dec. 2022 ^P	Jan. 2023 ^P	Feb. 2023 ^P
Affiliate agreements, programming sales, and retransmission fees for cable and broadcast tv.....	35	1	06/09	158.477	158.477	158.477	159.346	159.346
Affiliate agreements, programming sales, and retransmission fees for cable and broadcast tv.....	35	11	06/09	158.477	158.477	158.477	159.346	159.346
Affiliate agreements, programming sales, and retransmission fees for cable and broadcast tv.....	35	1101	12/08	161.417	161.417	161.417	162.302	162.302
Affiliate agreements, programming sales, and retransmission fees for cable and broadcast tv.....	35	110101	12/08	161.417	161.417	161.417	162.302	162.302
Affiliate agreements, programming sales, and retransmission fees for radio.....	35	2	06/09	161.439	159.148	160.891	159.643	159.643
Affiliate agreements, programming sales, and retransmission fees for radio.....	35	21	06/09	161.439	159.148	160.891	159.643	159.643
Affiliate agreements, programming sales, and network compensation for radio.....	35	2101	12/08	161.167	158.880	160.620	159.374	159.374
Affiliate agreements, programming sales, and network compensation for radio.....	35	210101	12/08	161.167	158.880	160.620	159.374	159.374
Advertising space and time sales.....	36	—	06/09	101.299	103.624	99.101	96.868	95.497
Advertising space sales in periodicals, newspapers, directories, and mailing lists.....	36	1	06/09	100.586	100.248	101.219	102.323	102.950
Advertising space sales in periodicals and newspapers.....	36	11	06/09	100.450	100.042	101.214	101.634	102.362
Advertising space sales in periodicals.....	36	1101		443.262	443.262	443.262	456.396	457.456
Advertising space sales in specialized, business, and professional periodicals, print only.....	36	110101	06/99	157.813	157.813	157.813	—	—
Advertising space sales in general and consumer periodicals, print only.....	36	110102	06/99	179.732	179.732	179.732	—	—
Advertising space sales in newspapers.....	36	1102		361.781	359.013	366.958	357.679	362.349
Advertising space sales in newspapers, print only.....	36	110203	09/15	86.471	85.667	87.974	85.749	86.869
Advertising space sales in directories and mailing lists.....	36	12	12/08	105.100	105.100	105.108	110.699	110.699
Print advertising space sales in directories and mailing lists.....	36	1201	12/08	105.100	105.100	105.108	110.699	110.699
Print advertising space sales in directories and mailing lists.....	36	120101	12/08	105.100	105.100	105.108	110.699	110.699
Television advertising time sales.....	36	2	06/09	106.166	111.552	100.110	94.824	88.157
Television advertising time sales.....	36	21	06/09	106.166	111.552	100.110	94.824	88.157
Broadcast and network television advertising time sales.....	36	2101	12/08	105.029	106.888	89.041	82.295	80.007
Broadcast and network television advertising time sales.....	36	210101	12/08	105.029	106.888	89.041	82.295	80.007
Cable network advertising time sales.....	36	2102	12/08	87.999	99.345	99.795	96.052	84.628
Cable network advertising time sales.....	36	210201	12/08	87.999	99.345	99.795	96.052	84.628
Local cable system advertising time sales.....	36	2103	12/08	81.550	81.550	81.550	81.550	81.550
Local cable system advertising time sales.....	36	210301	12/08	81.550	81.550	81.550	81.550	81.550
Radio advertising time sales.....	36	3	03/09	102.334	104.849	99.787	88.202	97.544
Radio advertising time sales.....	36	31	03/09	102.334	104.849	99.787	88.202	97.544
Radio advertising time sales.....	36	3101	03/09	102.334	104.849	99.787	88.202	97.544
Radio advertising time sales.....	36	310101	03/09	102.334	104.849	99.787	88.202	97.544
Internet advertising sales.....	36	6	12/22	—	—	100.000	99.761	99.752
Internet advertising sales.....	36	61	12/22	—	—	100.000	99.761	99.752
Internet advertising sales.....	36	6101	12/22	—	—	100.000	99.761	99.752
Internet advertising sales.....	36	610101	12/22	—	—	100.000	99.761	99.752
Telecommunication, cable, and internet user services.....	37	—	06/09	109.439	109.342	109.656	111.203	111.512
Wired telephone services.....	37	1	06/09	119.596	119.697	119.819	119.701	120.170
Residential wired telephone services.....	37	11	06/09	152.235	152.406	152.345	152.404	152.755
Local residential wired telephone service.....	37	1101	12/08	154.002	153.996	153.989	153.984	154.529
Local residential wired telephone service.....	37	110101	12/08	154.002	153.996	153.989	153.984	154.529
Long distance residential wired telephone service.....	37	1102	03/09	150.466	150.919	150.695	150.845	150.887
Long distance residential wired telephone service.....	37	110201	03/09	150.466	150.919	150.695	150.845	150.887
All-distance residential wired telephone service.....	37	1103	12/11	141.117	141.214	141.519	141.879	141.997
All-distance residential wired telephone service.....	37	110301	12/11	141.117	141.214	141.519	141.879	141.997
Business wired telephone services.....	37	12	06/09	101.343	101.435	101.645	101.422	102.027
Local business wired telephone service.....	37	1201	12/08	128.535	128.272	128.451	126.452	127.317
Local business wired telephone service.....	37	120101	12/08	128.535	128.272	128.451	126.452	127.317
Long distance business wired telephone and other toll service.....	37	1202	04/09	98.609	99.660	100.642	101.441	100.304
Long distance business wired telephone and other toll service.....	37	120201	04/09	105.810	106.938	107.992	108.849	107.629
Private line wired telephone service.....	37	1204	12/11	93.456	93.545	93.687	93.615	95.120
Private line wired telephone service.....	37	120401	12/11	93.456	93.545	93.687	93.615	95.120
All-distance business wired telephone service (partial).....	37	1205	05/22	99.540	99.885	99.401	99.827	101.860
All-distance business wired telephone service.....	37	120501	05/22	99.540	99.885	99.401	99.827	101.860
Other telephone services.....	37	13	12/08	102.994	102.994	102.994	102.994	102.994
Other wired telephone services.....	37	1301	12/08	102.994	102.994	102.994	102.994	102.994

See footnotes at end of table.

Table 9. Producer price indexes for commodity and service groupings and individual items, not seasonally adjusted — Continued
 [February 2023, Index base 1982=100, unless otherwise indicated]

Title	Commodity code		Other index base	Unadjusted index ¹				
	Group code	Item code		Oct. 2022	Nov. 2022 ^P	Dec. 2022 ^P	Jan. 2023 ^P	Feb. 2023 ^P
Other wired telephone services.....	37	130104	12/08	102.329	102.329	102.329	102.329	102.329
Wireless telecommunication services.....	37	2	06/09	66.181	66.001	66.007	65.994	66.018
Cellular phone and other wireless telecommunication services.....	37	21	03/09	64.655	64.479	64.485	64.472	64.496
Cellular phone and other wireless telecommunication services.....	37	2101	03/09	64.655	64.479	64.485	64.472	64.496
Cellular phone and other wireless telecommunication services.....	37	210101	03/09	64.655	64.479	64.485	64.472	64.496
Cable and satellite subscriber services.....	37	3	12/08	154.082	154.865	157.595	159.420	162.597
Cable and satellite subscriber services.....	37	31	12/08	154.082	154.865	157.595	159.420	162.597
Cable and satellite subscriber services.....	37	3101	12/08	154.082	154.865	157.595	159.420	162.597
Cable and satellite subscriber services.....	37	310101	12/08	154.082	154.865	157.595	159.420	162.597
Internet access services.....	37	4	03/09	90.836	90.331	90.280	91.098	91.533
Internet access services.....	37	41	03/09	90.836	90.331	90.280	91.098	91.533
Residential Internet access services.....	37	4102	12/11	87.985	88.323	88.600	89.513	89.948
Residential Internet access services.....	37	410201	12/11	87.985	88.323	88.600	89.513	89.948
Business Internet access services.....	37	4103	12/11	98.037	96.647	96.257	96.831	97.270
Business Internet access services.....	37	410301	12/11	98.037	96.647	96.257	96.831	97.270
Bundled wired telecommunications access services.....	37	5	12/11	125.308	124.937	124.696	130.433	130.202
Bundled wired telecommunications access services.....	37	51	12/11	125.308	124.937	124.696	130.433	130.202
Bundled wired telecommunications access services.....	37	5101	12/11	125.308	124.937	124.696	130.433	130.202
Bundled wired telecommunications access services.....	37	510101	12/11	125.308	124.937	124.696	130.433	130.202
Data processing and related services.....	38	—	06/09	104.083	104.092	104.128	104.151	104.292
Data processing and related services.....	38	1	06/09	104.083	104.092	104.128	104.151	104.292
Data processing and related services.....	38	11	06/09	104.083	104.092	104.128	104.151	104.292
Hosting, ASP and other IT infrastructure provisioning services.....	38	1101	12/08	108.063	108.050	108.117	108.156	108.390
Hosting, ASP and other IT infrastructure provisioning services.....	38	110101	12/08	108.063	108.050	108.117	108.156	108.390
Business process management services (partial).....	38	1102	12/08	96.557	96.622	96.622	96.622	96.622
Business process management services (partial).....	38	110201	12/08	96.557	96.622	96.622	96.622	96.622
Data management, information transformation and other services.....	38	1103	12/08	99.488	99.488	99.488	99.488	99.488
Data management, information transformation and other services.....	38	110301	12/08	99.488	99.488	99.488	99.488	99.488
Credit intermediation services (partial).....	39	—	06/09	101.265	107.167	108.609	114.461	117.764
Loan services (partial).....	39	1	06/09	171.776	187.257	180.516	196.636	206.798
Business loans (partial).....	39	11	04/09	304.583	346.262	341.924	382.138	406.087
Business loans (partial).....	39	1101	04/09	304.583	346.262	341.924	382.138	406.087
Business loans (partial).....	39	110101	04/09	304.583	346.262	341.924	382.138	406.087
Consumer loans (partial).....	39	12	06/09	122.672	127.631	118.154	120.931	124.010
Residential real estate loans (partial).....	39	1201	04/09	150.558	155.790	142.074	144.075	147.870
Residential real estate loans, except home equity (partial).....	39	120101	04/09	126.421	128.822	114.179	113.774	116.240
Home equity loans (partial).....	39	120102	04/09	380.732	413.398	409.209	427.071	441.515
Vehicle loans (partial).....	39	1202	04/09	60.283	67.312	56.311	60.388	60.973
Vehicle loans (partial).....	39	120201	04/09	60.283	67.312	56.311	60.388	60.973
Credit cards, overdraft credit, and related plans (partial).....	39	1203	04/09	168.977	176.890	177.708	187.080	193.466
Credit cards, overdraft credit, and related plans (partial).....	39	120301	04/09	168.977	176.890	177.708	187.080	193.466
Other loans and loan services (partial).....	39	13	04/09	103.253	104.089	101.988	106.343	109.115
Other loans and loan services (partial).....	39	1301	04/09	103.253	104.089	101.988	106.343	109.115
Other loans and loan services (partial).....	39	130101	04/09	103.253	104.089	101.988	106.343	109.115
Deposit services (partial).....	39	2	04/09	57.888	57.357	66.528	65.240	63.402
Deposit services (partial).....	39	21	04/09	57.888	57.357	66.528	65.240	63.402
Deposit services (partial).....	39	2101	04/09	57.888	57.357	66.528	65.240	63.402
Deposit services (partial).....	39	210101	04/09	57.888	57.357	66.528	65.240	63.402
Other credit intermediation services, including trust services (partial).....	39	3	04/09	98.287	95.836	95.866	95.929	97.599
Other credit intermediation services, including trust services (partial).....	39	31	04/09	98.287	95.836	95.866	95.929	97.599
Other credit intermediation services, including trust services (partial).....	39	3101	04/09	98.287	95.836	95.866	95.929	97.599
Other credit intermediation services, including trust services (partial).....	39	310101	04/09	98.287	95.836	95.866	95.929	97.599
Investment services.....	40	—	06/09	200.852	210.035	208.965	213.030	216.940
Securities brokerage, dealing, investment advice, and related services.....	40	1	06/09	175.453	195.991	196.700	197.445	204.878
Securities brokerage, dealing, investment advice, and related services.....	40	11	06/09	175.453	195.991	196.700	197.445	204.878
Securities brokerage, dealing, and investment advice.....	40	1101	12/08	96.960	101.119	101.643	98.787	101.020
Securities brokerage, dealing, and investment advice.....	40	110101	12/08	96.960	101.119	101.643	98.787	101.020
Securities brokerage and dealing related services (partial).....	40	1102	12/08	490.703	607.917	608.799	652.413	695.907
Securities brokerage and dealing related services.....	40	110201	12/08	490.703	607.917	608.799	652.413	695.907
Portfolio management.....	40	2	12/08	242.431	245.463	243.132	253.757	252.324

See footnotes at end of table.

Table 9. Producer price indexes for commodity and service groupings and individual items, not seasonally adjusted — Continued

[February 2023, Index base 1982=100, unless otherwise indicated]

Title	Commodity code		Other index base	Unadjusted index ¹				
	Group code	Item code		Oct. 2022	Nov. 2022 ^P	Dec. 2022 ^P	Jan. 2023 ^P	Feb. 2023 ^P
Portfolio management.....	40	21	12/08	242.431	245.463	243.132	253.757	252.324
Portfolio management.....	40	2101	12/08	242.431	245.463	243.132	253.757	252.324
Portfolio management.....	40	210101	12/08	242.431	245.463	243.132	253.757	252.324
Investment banking.....	40	3	12/08	236.501	233.089	229.885	230.528	235.351
Investment banking.....	40	31	12/08	236.501	233.089	229.885	230.528	235.351
Investment banking.....	40	3101	12/08	236.501	233.089	229.885	230.528	235.351
Investment banking.....	40	310101	12/08	236.501	233.089	229.885	230.528	235.351
Insurance and annuities.....	41	—	06/09	126.836	126.727	127.413	128.116	128.162
Insurance.....	41	1	06/09	129.175	129.203	130.002	130.764	130.815
Insurance.....	41	11	06/09	129.175	129.203	130.002	130.764	130.815
Life insurance.....	41	1101	03/09	109.187	109.316	109.193	108.805	108.805
Life insurance.....	41	110101	03/09	109.187	109.316	109.193	108.805	108.805
Disability insurance, including accidental death.....	41	1102	03/09	101.986	101.986	101.986	101.977	101.977
Disability insurance, including accidental death.....	41	110201	03/09	101.986	101.986	101.986	101.977	101.977
Health and medical insurance.....	41	1103	03/09	144.384	144.208	144.282	145.295	145.351
Health and medical insurance.....	41	110301	03/09	144.384	144.208	144.282	145.295	145.351
Property and casualty insurance.....	41	1104	03/09	127.320	127.441	128.904	130.163	130.240
Property and casualty insurance.....	41	110401	03/09	127.320	127.441	128.904	130.163	130.240
Annuities.....	41	2	03/09	114.776	113.745	113.690	113.581	113.556
Annuities.....	41	21	03/09	114.776	113.745	113.690	113.581	113.556
Annuities.....	41	2101	03/09	114.776	113.745	113.690	113.581	113.556
Annuities.....	41	210101	03/09	114.776	113.745	113.690	113.581	113.556
Commissions and fees from sales and administration of insurance policies (partial).....	42	—	06/09	109.414	109.414	109.485	109.670	109.670
Commissions from sales of insurance.....	42	1	06/09	109.414	109.414	109.485	109.670	109.670
Commissions from sales of insurance.....	42	11	06/09	109.414	109.414	109.485	109.670	109.670
Commissions from sales of life insurance and annuities.....	42	1101	06/09	104.636	104.636	104.636	104.636	104.636
Commissions from sales of life insurance and annuities.....	42	110101	06/09	104.636	104.636	104.636	104.636	104.636
Commissions from sales of health and medical insurance.....	42	1102	06/09	109.807	109.807	109.807	109.807	109.807
Commissions from sales of health and medical insurance.....	42	110201	06/09	109.807	109.807	109.807	109.807	109.807
Commissions from sales of property and casualty insurance.....	42	1103	06/09	112.278	112.278	112.397	112.763	112.763
Commissions from sales of property and casualty insurance.....	42	110301	06/09	112.278	112.278	112.397	112.763	112.763
Commissions from sales of other insurance.....	42	1104	06/09	100.621	100.621	100.622	100.180	100.180
Commissions from sales of other insurance.....	42	110401	06/09	100.621	100.621	100.622	100.180	100.180
Real estate services (partial).....	43	—	06/09	144.644	144.130	144.695	145.775	142.391
Nonresidential real estate services.....	43	1	06/09	128.963	128.406	129.612	131.406	127.111
Nonresidential real estate rents.....	43	11	06/09	129.095	128.377	129.696	132.022	126.819
Office buildings, gross rents.....	43	1101	12/08	129.191	129.580	128.699	130.819	132.434
Office buildings, gross rents.....	43	110101	12/08	129.191	129.580	128.699	130.819	132.434
Retail properties, gross rents.....	43	1102	04/09	126.605	123.485	127.690	134.778	120.275
Retail properties, gross rents.....	43	110201	04/09	126.605	123.485	127.690	134.778	120.275
Industrial buildings, gross rents.....	43	1103	04/09	111.298	111.261	112.193	113.778	113.932
Industrial buildings, gross rents.....	43	110301	04/09	111.298	111.261	112.193	113.778	113.932
Self-service storage and miniwarehouses, gross rents.....	43	1104	12/08	170.338	170.772	170.614	171.206	170.653
Self-service storage and miniwarehouses, gross rents.....	43	110401	12/08	170.338	170.772	170.614	171.206	170.653
Other nonresidential buildings, gross rents.....	43	1105	12/08	104.757	108.268	109.421	102.979	99.119
Other nonresidential buildings, gross rents.....	43	110501	12/08	104.757	108.268	109.421	102.979	99.119
Nonresidential property sales and leases including land, brokerage fees and commissions.....	43	12	12/08	145.302	145.615	146.518	145.479	143.480
Nonresidential property sales and leases including land, brokerage fees and commissions.....	43	1201	12/08	145.302	145.615	146.518	145.479	143.480
Nonresidential property sales and leases including land, brokerage fees and commissions.....	43	120101	12/08	145.302	145.615	146.518	145.479	143.480
Nonresidential property management fees.....	43	13	12/08	98.161	98.204	98.578	99.147	99.257
Nonresidential property management fees.....	43	1301	12/08	98.161	98.204	98.578	99.147	99.257
Nonresidential property management fees.....	43	130101	12/08	98.161	98.204	98.578	99.147	99.257
Residential real estate services (partial).....	43	2	06/09	172.522	172.186	171.377	170.925	169.495
Residential property sales and rental, brokerage fees and commissions.....	43	21	12/08	192.256	191.420	190.859	189.778	187.973
Residential property sales and rental, brokerage fees and commissions.....	43	2101	12/08	192.256	191.420	190.859	189.778	187.973
Residential property sales and rental, brokerage fees and commissions.....	43	210101	12/08	192.256	191.420	190.859	189.778	187.973
Residential property management fees.....	43	22	12/08	127.051	127.792	126.468	127.398	126.806
Residential property management fees.....	43	2201	12/08	127.051	127.792	126.468	127.398	126.806
Residential property management fees.....	43	220101	12/08	127.051	127.792	126.468	127.398	126.806

See footnotes at end of table.

Table 9. Producer price indexes for commodity and service groupings and individual items, not seasonally adjusted — Continued
 [February 2023, Index base 1982=100, unless otherwise indicated]

Title	Commodity code		Other index base	Unadjusted index ¹				
	Group code	Item code		Oct. 2022	Nov. 2022 ^P	Dec. 2022 ^P	Jan. 2023 ^P	Feb. 2023 ^P
Real estate appraisal fees.....	43	3	12/08	124.106	122.861	122.937	124.154	121.917
Real estate appraisal fees.....	43	31	12/08	124.106	122.861	122.937	124.154	121.917
Real estate appraisal fees.....	43	3101	12/08	124.106	122.861	122.937	124.154	121.917
Real estate appraisal fees.....	43	310101	12/08	124.106	122.861	122.937	124.154	121.917
Rental and leasing of goods (partial).....	44	—	06/09	112.800	109.231	108.053	106.997	107.483
Passenger car rental.....	44	1	03/09	115.938	107.866	104.928	101.216	103.218
Passenger car rental.....	44	11	03/09	115.938	107.866	104.928	101.216	103.218
Passenger car rental.....	44	1101	03/09	115.938	107.866	104.928	101.216	103.218
Passenger car rental.....	44	110101	03/09	115.938	107.866	104.928	101.216	103.218
Truck, trailer, and RV rental and leasing.....	44	2	06/09	124.731	124.811	125.203	124.296	122.903
Truck, trailer, and RV rental and leasing.....	44	21	06/09	117.183	117.258	117.627	116.775	115.466
Truck, truck trailer and RV rental.....	44	2101	12/08	128.701	128.637	128.278	127.637	123.842
Truck, truck trailer and RV rental.....	44	210101	12/08	128.701	128.637	128.278	127.637	123.842
Truck, truck trailer and RV leasing.....	44	2102	12/08	118.065	118.245	119.164	118.096	118.451
Truck, truck trailer and RV leasing.....	44	210201	12/08	118.065	118.245	119.164	118.096	118.451
Construction, mining, and forestry machinery and equipment rental and leasing.....	44	3	03/09	102.547	102.606	102.755	104.702	104.728
Construction, mining, and forestry machinery and equipment rental and leasing.....	44	31	03/09	102.547	102.606	102.755	104.702	104.728
Construction, mining, and forestry machinery and equipment rental and leasing.....	44	3101	03/09	102.547	102.606	102.755	104.702	104.728
Construction, mining, and forestry machinery and equipment rental and leasing.....	44	310101	03/09	102.547	102.606	102.755	104.702	104.728
Professional services (partial).....	45	—	06/09	133.233	133.311	133.558	136.273	137.163
Legal services.....	45	1	03/09	155.289	155.215	155.022	159.968	163.020
Legal services.....	45	11	03/09	155.289	155.215	155.022	159.968	163.020
Legal services.....	45	1101	03/09	155.289	155.215	155.022	159.968	163.020
Legal services.....	45	110101	03/09	155.289	155.215	155.022	159.968	163.020
Accounting services (partial).....	45	2	06/09	120.732	120.565	121.044	123.382	123.382
Accounting services, excluding payroll.....	45	21	06/09	120.732	120.565	121.044	123.382	123.382
Financial auditing.....	45	2101	12/08	109.167	109.761	107.639	110.511	110.511
Financial auditing.....	45	210101	12/08	109.167	109.761	107.639	110.511	110.511
Tax preparation and planning.....	45	2102	04/09	122.622	123.082	126.258	128.387	128.387
Tax preparation and planning.....	45	210201	04/09	122.622	123.082	126.258	128.387	128.387
Bookkeeping and compilation.....	45	2103	12/08	133.215	128.629	127.898	130.975	130.975
Bookkeeping and compilation.....	45	210301	12/08	133.215	128.629	127.898	130.975	130.975
Other accounting services, including billing and review (partial).....	45	2104	12/08	119.180	118.830	118.509	119.057	119.057
Other accounting services, including billing and review (partial).....	45	210401	12/08	119.180	118.830	118.509	119.057	119.057
Architectural and engineering services.....	45	3	06/09	128.697	129.187	129.088	130.806	131.536
Architectural services.....	45	31	03/09	111.623	111.804	111.766	111.872	111.875
Architectural services.....	45	3101	03/09	111.623	111.804	111.766	111.872	111.875
Architectural services.....	45	310101	03/09	111.623	111.804	111.766	111.872	111.875
Engineering services.....	45	32	03/09	131.802	132.340	132.232	134.246	135.111
Engineering services.....	45	3201	03/09	131.802	132.340	132.232	134.246	135.111
Engineering services.....	45	320101	03/09	131.802	132.340	132.232	134.246	135.111
Management, scientific, and technical consulting services.....	45	4	06/09	113.264	113.220	114.441	115.758	114.413
Management consulting services.....	45	41	06/09	113.264	113.220	114.441	115.758	114.413
Administrative and general management consulting services.....	45	4101	12/08	134.384	134.444	135.531	137.432	134.614
Administrative and general management consulting services.....	45	410101	12/08	134.384	134.444	135.531	137.432	134.614
Human resources consulting services.....	45	4102	12/08	103.426	101.517	107.140	107.398	107.336
Human resources consulting services.....	45	410201	12/08	103.426	101.517	107.140	107.398	107.336
Marketing consulting services.....	45	4103	12/08	64.692	64.692	64.692	64.739	64.739
Marketing consulting services.....	45	410301	12/08	64.692	64.692	64.692	64.739	64.739
Process, physical distribution, and logistics consulting services.....	45	4104	12/08	106.246	106.908	108.709	112.017	113.698
Process, physical distribution, and logistics consulting services.....	45	410401	12/08	106.246	106.908	108.709	112.017	113.698
Advertising and related services (partial).....	45	5	12/08	116.933	117.018	117.046	117.190	117.441
Advertising agency services.....	45	51	12/08	116.933	117.018	117.046	117.190	117.441
Advertising agency services.....	45	5101	12/08	116.933	117.018	117.046	117.190	117.441
Advertising agency services.....	45	510101	12/08	116.933	117.018	117.046	117.190	117.441
Information technology (IT) technical support and consulting services (partial).....	45	6	12/08	113.355	113.043	112.974	117.163	115.736
Information technology (IT) technical support and consulting services (partial).....	45	61	12/08	113.355	113.043	112.974	117.163	115.736

See footnotes at end of table.

Table 9. Producer price indexes for commodity and service groupings and individual items, not seasonally adjusted — Continued
 [February 2023, Index base 1982=100, unless otherwise indicated]

Title	Commodity code		Other index base	Unadjusted index ¹				
	Group code	Item code		Oct. 2022	Nov. 2022 ^P	Dec. 2022 ^P	Jan. 2023 ^P	Feb. 2023 ^P
Information technology (IT) technical support and consulting services (partial).....	45	6101	12/08	113.355	113.043	112.974	117.163	115.736
Information technology (IT) technical support and consulting services (partial).....	45	610101	12/08	113.355	113.043	112.974	117.163	115.736
Employment services.....	46	—	06/09	128.612	128.673	128.789	128.772	129.547
Permanent placement services.....	46	1	03/09	129.687	128.795	129.198	129.124	128.614
Permanent placement services.....	46	11	03/09	129.687	128.795	129.198	129.124	128.614
Employment placement services.....	46	1101	03/09	129.687	128.795	129.198	129.124	128.614
Employment placement services.....	46	110101	03/09	129.687	128.795	129.198	129.124	128.614
Executive search services.....	46	2	12/08	103.690	103.119	102.846	104.527	105.232
Executive search services.....	46	21	12/08	103.690	103.119	102.846	104.527	105.232
Executive search services.....	46	2101	12/08	103.690	103.119	102.846	104.527	105.232
Executive search services.....	46	210101	12/08	103.690	103.119	102.846	104.527	105.232
Staffing services.....	46	3	06/09	129.084	129.218	129.327	129.281	130.111
Temporary help services.....	46	31	03/09	138.624	138.722	138.894	138.751	140.150
Temporary help services.....	46	3101	03/09	138.624	138.722	138.894	138.751	140.150
Temporary help services.....	46	310101	03/09	138.624	138.722	138.894	138.751	140.150
Co-employment staffing services.....	46	32	12/08	119.672	119.846	119.889	119.945	120.182
Co-employment staffing services.....	46	3201	12/08	119.672	119.846	119.889	119.945	120.182
Co-employment staffing services.....	46	320101	12/08	119.672	119.846	119.889	119.945	120.182
Travel arrangement services (partial).....	47	—	06/09	104.083	104.420	105.330	105.351	104.276
Arrangement of flights (partial).....	47	1	06/09	104.233	104.650	103.749	103.740	104.875
Arrangement of international flights.....	47	11	12/08	108.465	109.125	108.082	108.009	109.898
Arrangement of international flights.....	47	1101	12/08	108.465	109.125	108.082	108.009	109.898
Arrangement of international flights.....	47	110101	12/08	108.465	109.125	108.082	108.009	109.898
Arrangement of domestic flights.....	47	12	12/08	90.539	90.587	89.950	90.028	90.044
Arrangement of domestic flights (partial).....	47	1201	12/08	90.539	90.587	89.950	90.028	90.044
Arrangement of domestic flights.....	47	120101	12/08	90.539	90.587	89.950	90.028	90.044
Arrangement of vehicle rentals and lodging.....	47	2	12/08	97.035	97.739	98.208	98.481	99.793
Arrangement of vehicle rentals and lodging.....	47	21	12/08	97.035	97.739	98.208	98.481	99.793
Arrangement of vehicle rentals and lodging (partial).....	47	2101	12/08	97.035	97.739	98.208	98.481	99.793
Arrangement of vehicle rentals and lodging.....	47	210101	12/08	97.035	97.739	98.208	98.481	99.793
Arrangement of cruises and tours.....	47	3	12/08	102.844	103.346	110.104	110.044	101.504
Arrangement of cruises and tours.....	47	31	12/08	102.844	103.346	110.104	110.044	101.504
Arrangement of cruises and tours.....	47	3101	12/08	102.844	103.346	110.104	110.044	101.504
Arrangement of cruises and tours.....	47	310101	12/08	102.844	103.346	110.104	110.044	101.504
Other travel arrangements (partial).....	47	4	12/08	116.956	116.956	116.541	116.541	116.541
Other travel arrangements (partial).....	47	41	12/08	116.956	116.956	116.541	116.541	116.541
Other travel arrangements (partial).....	47	4101	12/08	116.956	116.956	116.541	116.541	116.541
Other travel arrangements (partial).....	47	410101	12/08	116.956	116.956	116.541	116.541	116.541
Selected security services (partial).....	48	—	03/09	140.349	140.298	140.270	141.849	142.002
Security guard services.....	48	1	03/09	140.349	140.298	140.270	141.849	142.002
Security guard services.....	48	11	03/09	140.349	140.298	140.270	141.849	142.002
Security guard services.....	48	1101	03/09	140.349	140.298	140.270	141.849	142.002
Security guard services.....	48	110101	03/09	140.349	140.298	140.270	141.849	142.002
Cleaning and building maintenance services (partial).....	49	—	03/09	123.359	123.678	123.961	124.994	125.063
Janitorial services.....	49	1	03/09	123.359	123.678	123.961	124.994	125.063
Janitorial services.....	49	11	03/09	123.359	123.678	123.961	124.994	125.063
Janitorial services.....	49	1101	03/09	123.359	123.678	123.961	124.994	125.063
Janitorial services.....	49	110101	03/09	123.359	123.678	123.961	124.994	125.063
Waste collection and remediation services (partial).....	50	—	12/08	156.449	156.665	157.022	159.454	163.118
Waste collection.....	50	1	12/08	156.449	156.665	157.022	159.454	163.118
Solid waste collection.....	50	11	12/08	156.449	156.665	157.022	159.454	163.118
Solid waste collection.....	50	1101	12/08	156.449	156.665	157.022	159.454	163.118
Solid waste collection.....	50	110101	12/08	156.449	156.665	157.022	159.454	163.118
Health care services.....	51	—	06/09	132.758	132.991	133.172	133.809	134.308
Outpatient care (partial).....	51	1	06/09	125.907	126.128	126.170	126.773	127.464
Outpatient care (partial).....	51	11	06/09	125.907	126.128	126.170	126.773	127.464
Physician care.....	51	1101	03/09	116.382	116.478	116.680	116.336	116.974

See footnotes at end of table.

Table 9. Producer price indexes for commodity and service groupings and individual items, not seasonally adjusted — Continued

[February 2023, Index base 1982=100, unless otherwise indicated]

Title	Commodity code		Other index base	Unadjusted index ¹				
	Group code	Item code		Oct. 2022	Nov. 2022 ^P	Dec. 2022 ^P	Jan. 2023 ^P	Feb. 2023 ^P
Medicare patients: physician care.....	51	110102	06/14	109.190	109.190	109.190	105.720	105.746
Medicaid patients: physician care.....	51	110103	06/14	87.684	87.685	87.685	87.970	87.970
Private insurance patients: physician care.....	51	110104	06/14	109.710	109.715	109.987	111.231	112.442
All other patients: physician care.....	51	110105	06/14	115.505	116.166	116.494	116.556	116.565
Medical laboratory and diagnostic imaging center care.....	51	1102	03/09	94.745	94.591	94.603	95.125	95.125
Medical laboratory care.....	51	110201	03/09	91.035	90.798	90.815	91.005	91.005
Medicare patients: medical laboratory care.....	51	1102011	06/14	77.416	77.416	77.428	79.423	79.423
Medicaid patients: medical laboratory care.....	51	1102012	06/14	95.960	95.960	95.960	95.971	95.971
Private insurance patients: medical laboratory care.....	51	1102013	06/14	98.790	98.348	98.222	98.345	98.345
All other patients: medical laboratory care.....	51	1102014	06/14	102.144	102.144	102.658	102.658	102.658
Diagnostic imaging center care.....	51	110202	03/09	100.424	100.424	100.424	101.653	101.653
Medicare and Medicaid patients: diagnostic imaging center care.....	51	1102021	06/14	91.573	91.573	91.573	90.923	90.923
Private insurance and all other patients: diagnostic imaging center care.....	51	1102024	06/14	102.690	102.690	102.690	104.575	104.575
Home health and hospice care.....	51	1103	12/08	121.889	122.085	122.235	122.300	122.300
Home health and hospice care.....	51	110301	12/08	121.889	122.085	122.235	122.300	122.300
Medicare and Medicaid patients: home health and hospice care.....	51	11030101	12/08	117.011	117.011	117.023	116.534	116.534
Medicare patients: home health and hospice care.....	51	110301011	12/08	112.109	112.109	112.109	110.524	110.524
Medicaid patients: home health and hospice care.....	51	110301012	12/08	122.235	122.235	122.262	122.736	122.736
Private insurance and all other patients: home health and hospice care.....	51	11030102	12/08	139.899	140.976	141.746	143.531	143.531
Private insurance patients: home health and hospice care.....	51	110301021	06/14	105.874	105.874	105.874	105.874	105.874
All other patients: home health and hospice care.....	51	110301022	06/14	146.135	147.779	148.953	151.057	151.057
Hospital outpatient care.....	51	1104	12/08	144.245	144.747	144.599	146.323	146.392
Hospital outpatient care.....	51	110401	12/08	144.245	144.747	144.599	146.323	146.392
Hospital outpatient care, general medical & surgical hospitals.....	51	1104011	12/08	143.275	143.789	143.635	145.448	145.521
Medicare patients: hospital outpatient care, general medical and surgical hospitals.....	51	11040111	06/14	112.776	112.783	112.946	114.851	114.625
Medicaid patients: hospital outpatient care, general medical and surgical hospitals.....	51	11040112	06/14	97.245	97.245	97.245	97.045	97.045
Private insurance and all other patients: outpatient care, gen. medical and surgical hospitals.....	51	11040113	06/14	127.774	128.344	128.136	129.718	129.935
Dental care.....	51	1105	06/10	127.973	127.973	127.973	128.991	132.926
Private insurance patients: dental care.....	51	110502	06/14	117.224	117.224	117.224	118.673	120.772
Private insurance patients: dental visits and consultations.....	51	1105021	06/14	129.560	129.560	129.560	130.285	133.433
Private insurance patients: dental surgical intervention services.....	51	1105022	06/14	113.470	113.470	113.470	114.063	114.063
Private insurance patients: dental non-surgical intervention services.....	51	1105023	06/14	110.461	110.461	110.461	112.647	114.652
Medicare, Medicaid and all other patients: dental care.....	51	110503	06/14	122.232	122.232	122.232	122.487	128.335
Medicare, Medicaid and all other patients: dental visits and consultations.....	51	1105031	06/14	130.921	130.921	130.921	131.325	132.148
Medicare, Medicaid and all other patients: dental surgical intervention services.....	51	1105032	06/14	110.405	110.405	110.405	110.812	110.812
Medicare and Medicaid and all other patients: dental non-surgical intervention services.....	51	1105033	06/14	120.256	120.256	120.256	120.370	131.209
Inpatient care.....	51	2	06/09	143.348	143.589	143.998	144.692	144.804
Inpatient care.....	51	21	06/09	143.348	143.589	143.998	144.692	144.804
Hospital inpatient care.....	51	2101	12/08	145.100	145.319	145.825	146.286	146.408
Hospital inpatient care.....	51	210101	12/08	145.100	145.319	145.825	146.286	146.408
Hospital inpatient care, general medical and surgical hospitals.....	51	2101011	12/08	146.650	146.868	147.400	147.895	148.028
Medicare patients: hospital inpatient care, general medical and surgical hospitals.....	51	21010111	06/14	118.859	119.086	119.231	119.259	119.259
Medicaid patients: hospital inpatient care, general medical and surgical hospitals.....	51	21010112	06/14	113.116	115.317	115.317	115.527	115.527
Private insur. & all other patients: hospital inpatient, general medical and surgical hospitals.....	51	21010113	06/14	133.282	132.969	133.764	134.605	134.854
Private insurance patients: hospital inpatient care, general medical and surgical hospitals.....	51	210101131	06/14	133.477	133.143	134.082	134.890	135.167
All other patients: hospital inpatient care, general medical and surgical hospitals.....	51	210101132	06/14	132.509	132.312	132.312	133.469	133.469
Hospital inpatient care, psychiatric & substance abuse hospitals.....	51	2101012	12/08	128.845	129.114	129.165	129.624	129.632
Hospital inpatient care, specialty hospitals.....	51	2101013	12/08	124.941	125.126	125.490	125.057	125.046
Medicare patients: hospital inpatient care, specialty hospitals.....	51	21010131	06/14	111.803	112.009	113.013	113.520	113.494
Medicaid patients: hospital inpatient care, specialty hospitals.....	51	21010132	06/14	115.430	116.015	117.169	115.471	115.471
Private insurance and all other patients: hospital inpatient care, specialty hospitals.....	51	21010133	06/14	108.344	108.378	108.002	107.258	107.258
Nursing home care.....	51	2102	12/08	141.657	142.063	142.208	143.153	143.253
Nursing home care.....	51	210201	12/08	141.657	142.063	142.208	143.153	143.253
Medicare and Medicaid patients: Nursing home care.....	51	21020101	12/08	138.779	139.162	139.124	140.527	140.309
Medicaid patients: Nursing home care.....	51	210201011	06/12	140.166	140.784	140.715	143.052	142.689
Medicare patients: Nursing home care.....	51	210201012	06/12	119.165	119.172	119.182	119.182	119.182
Private insurance and all other patients: Nursing home care.....	51	21020102	12/08	146.124	146.562	146.944	147.412	147.940
Private insurance patients: Nursing home care.....	51	210201021	06/14	106.720	106.720	106.720	106.720	106.720

See footnotes at end of table.

Table 9. Producer price indexes for commodity and service groupings and individual items, not seasonally adjusted — Continued
 [February 2023, Index base 1982=100, unless otherwise indicated]

Title	Commodity code		Other index base	Unadjusted index ¹				
	Group code	Item code		Oct. 2022	Nov. 2022 ^P	Dec. 2022 ^P	Jan. 2023 ^P	Feb. 2023 ^P
All other patients: Nursing home care.....	51	210201022	06/14	130.310	130.769	131.170	131.677	132.248
Intellectual and developmental disability center care.....	51	2103	12/08	176.513	176.442	176.272	180.712	180.712
Intellectual and developmental disability center care.....	51	210301	12/08	176.513	176.442	176.272	180.712	180.712
Medicaid patients: Intellectual and developmental disability center care.....	51	21030101	06/14	140.970	140.901	140.735	141.516	141.516
Medicare, private ins. & all other patients: Intellectual & develop. disability center care.....	51	21030102	06/14	126.098	126.098	126.098	140.698	140.698
Sales of blood and blood products, organs, and tissues.....	51	3	03/09	113.395	114.218	115.014	115.249	114.986
Sales of blood and blood products, organs, and tissues.....	51	31	03/09	113.395	114.218	115.014	115.249	114.986
Sales of blood and blood products, organs, and tissues.....	51	3101	03/09	113.395	114.218	115.014	115.249	114.986
Sales of blood and blood products, organs, and tissues.....	51	310101	03/09	113.395	114.218	115.014	115.249	114.986
Accommodation services.....	53	—	06/09	140.560	138.189	138.408	135.760	138.933
Traveler accommodation services.....	53	1	06/09	140.560	138.189	138.408	135.760	138.933
Traveler accommodation services.....	53	11	06/09	140.560	138.189	138.408	135.760	138.933
Guestroom or unit rental.....	53	1101	03/09	145.518	142.927	143.186	139.824	143.349
Guestroom or unit rental.....	53	110101	03/09	145.518	142.927	143.186	139.824	143.349
Other traveler accommodation services.....	53	1102	03/09	137.862	137.030	136.894	141.392	141.750
Other traveler accommodation services.....	53	110201	03/09	137.862	137.030	136.894	141.392	141.750
Food and beverage for immediate consumption services (partial).....	54	—	06/09	126.763	127.614	127.067	128.227	128.545
Food and beverage for immediate consumption services (partial).....	54	1	06/09	126.763	127.614	127.067	128.227	128.545
Food and nonalcoholic beverages for immediate consumption (partial).....	54	11	04/09	121.175	122.157	121.498	122.773	123.142
Food and nonalcoholic beverages for immediate consumption (partial).....	54	1101	04/09	121.175	122.157	121.498	122.773	123.142
Food and nonalcoholic beverages for immediate consumption (partial).....	54	110101	04/09	121.175	122.157	121.498	122.773	123.142
Alcoholic beverages for immediate consumption (partial).....	54	12	12/08	162.121	162.125	162.308	162.759	162.759
Alcoholic beverages for immediate consumption (partial).....	54	1201	12/08	162.121	162.125	162.308	162.759	162.759
Alcoholic beverages for immediate consumption (partial).....	54	120101	12/08	162.121	162.125	162.308	162.759	162.759
Repair and maintenance services (partial).....	55	—	06/09	146.655	147.017	147.415	148.451	148.986
Commercial and industrial machinery and equipment repair and maintenance.....	55	1	03/09	150.162	150.353	150.353	150.389	150.405
Commercial and industrial machinery and equipment repair and maintenance.....	55	11	03/09	150.162	150.353	150.353	150.389	150.405
Commercial machinery repair and maintenance.....	55	1101	03/09	150.162	150.353	150.353	150.389	150.405
Commercial machinery repair and maintenance.....	55	110101	03/09	150.162	150.353	150.353	150.389	150.405
Motor vehicle repair and maintenance (partial).....	55	2	12/08	153.701	154.298	154.640	156.474	156.499
Motor vehicle repair and maintenance (partial).....	55	21	12/08	153.701	154.298	154.640	156.474	156.499
Motor vehicle repair and maintenance (partial).....	55	2101	12/08	153.701	154.298	154.640	156.474	156.499
Motor vehicle repair and maintenance (partial).....	55	210101	12/08	153.701	154.298	154.640	156.474	156.499
Ship repair and maintenance.....	55	3	06/09	124.051	124.072	125.411	127.764	129.537
Ship repair and maintenance.....	55	31	06/09	124.051	124.072	125.411	127.764	129.537
Ship repair, military.....	55	3101	12/08	114.988	114.988	115.356	116.162	116.784
Ship repair, military.....	55	310101	12/08	114.988	114.988	115.356	116.162	116.784
Ship repair, nonmilitary.....	55	3102	12/08	148.168	148.252	152.480	158.130	162.359
Ship repair, nonmilitary.....	55	310201	12/08	148.168	148.252	152.480	158.130	162.359
Aircraft repair and maintenance.....	55	4	04/09	136.789	136.889	137.556	139.185	141.630
Aircraft repair and maintenance.....	55	41	04/09	136.789	136.889	137.556	139.185	141.630
Aircraft repair and maintenance.....	55	4101	04/09	136.789	136.889	137.556	139.185	141.630
Aircraft repair and maintenance.....	55	410101	04/09	136.789	136.889	137.556	139.185	141.630
Entertainment services (partial).....	56	—	06/09	124.013	122.505	123.407	126.072	126.948
Membership dues and admissions and recreation facility use fees (partial).....	56	1	06/09	134.122	135.832	137.348	141.003	142.341
Membership dues and admissions and recreation facility use fees (partial).....	56	11	06/09	134.122	135.832	137.348	141.003	142.341
Membership dues.....	56	1101	04/09	122.004	122.036	122.100	127.360	127.964
Membership dues, golf courses and country clubs.....	56	110101	04/09	149.377	149.472	149.650	161.141	161.141
Membership dues, fitness and recreational sports centers.....	56	110102	04/09	105.645	105.640	105.640	107.866	108.729
Admissions and recreational facilities use fees (partial).....	56	1102	12/08	153.744	159.091	163.747	163.984	166.780
Admissions and recreational facilities use fees, golf courses and country clubs.....	56	110201	12/08	114.354	121.666	126.808	128.636	129.904
Admissions and recreational facilities use fees, fitness and recreational sports centers.....	56	110202	12/08	144.786	144.786	144.786	150.463	150.463
Admissions and recreational facilities use fees, amusement and theme parks.....	56	110203	12/08	189.351	193.786	198.636	194.591	200.077
Recreational activity instruction fees (partial).....	56	2	12/08	123.016	123.016	123.016	123.016	123.016
Recreational activity instruction fees (partial).....	56	21	12/08	123.016	123.016	123.016	123.016	123.016
Recreational activity instruction fees (partial).....	56	2101	12/08	123.016	123.016	123.016	123.016	123.016

See footnotes at end of table.

Table 9. Producer price indexes for commodity and service groupings and individual items, not seasonally adjusted — Continued
 [February 2023, Index base 1982=100, unless otherwise indicated]

Title	Commodity code		Other index base	Unadjusted index ¹				
	Group code	Item code		Oct. 2022	Nov. 2022 ^P	Dec. 2022 ^P	Jan. 2023 ^P	Feb. 2023 ^P
Recreational activity instruction fees (partial).....	56	210101	12/08	123.016	123.016	123.016	123.016	123.016
Gaming receipts (partial).....	56	3	12/08	114.749	109.786	110.065	111.886	112.319
Gaming receipts (partial).....	56	31	12/08	114.749	109.786	110.065	111.886	112.319
Gaming receipts (partial).....	56	3101	12/08	114.749	109.786	110.065	111.886	112.319
Gaming receipts (partial).....	56	310101	12/08	114.749	109.786	110.065	111.886	112.319
Wholesale trade services.....	57	—	06/09	156.098	157.579	157.120	156.302	154.758
Machinery and equipment and parts and supplies wholesaling.....	57	1	06/09	160.818	164.018	166.453	164.538	160.740
Machinery and equipment and parts and supplies wholesaling.....	57	11	06/09	160.818	164.018	166.453	164.538	160.740
Parts and supplies for machinery and equipment wholesaling.....	57	1102	03/09	177.920	181.741	179.788	181.711	179.070
Parts and supplies for machinery and equipment wholesaling.....	57	110201	03/09	177.920	181.741	179.788	181.711	179.070
Machinery and vehicle wholesaling.....	57	1103	05/19	122.706	124.693	130.465	125.837	120.987
Machinery and vehicle wholesaling.....	57	110301	05/19	122.706	124.693	130.465	125.837	120.987
Professional and commercial equipment wholesaling.....	57	1104	05/19	93.695	96.115	97.531	99.808	100.991
Professional and commercial equipment wholesaling.....	57	110401	05/19	93.695	96.115	97.531	99.808	100.991
Furnishings wholesaling.....	57	2	03/09	143.985	142.107	143.441	143.637	143.637
Furnishings wholesaling.....	57	21	03/09	143.985	142.107	143.441	143.637	143.637
Furnishings wholesaling.....	57	2101	03/09	143.985	142.107	143.441	143.637	143.637
Furnishings wholesaling.....	57	210101	03/09	143.985	142.107	143.441	143.637	143.637
Building materials, paint, and hardware wholesaling.....	57	3	03/09	141.792	139.964	140.069	137.076	136.317
Building materials, paint, and hardware wholesaling.....	57	31	03/09	141.792	139.964	140.069	137.076	136.317
Building materials, paint, and hardware wholesaling.....	57	3101	03/09	141.792	139.964	140.069	137.076	136.317
Building materials, paint, and hardware wholesaling.....	57	310101	03/09	141.792	139.964	140.069	137.076	136.317
Metals, minerals, and ores wholesaling.....	57	4	03/09	252.317	251.704	235.981	258.577	259.848
Metals, minerals, and ores wholesaling.....	57	41	03/09	252.317	251.704	235.981	258.577	259.848
Metals, minerals, and ores wholesaling.....	57	4101	03/09	252.317	251.704	235.981	258.577	259.848
Metals, minerals, and ores wholesaling.....	57	410101	03/09	252.317	251.704	235.981	258.577	259.848
Chemicals and allied products wholesaling.....	57	5	03/09	131.694	131.131	129.439	134.878	127.225
Chemicals and allied products wholesaling.....	57	51	03/09	131.694	131.131	129.439	134.878	127.225
Chemicals and allied products wholesaling.....	57	5101	03/09	131.694	131.131	129.439	134.878	127.225
Chemicals and allied products wholesaling.....	57	510101	03/09	131.694	131.131	129.439	134.878	127.225
Paper and plastics products wholesaling.....	57	6	03/09	205.741	206.554	209.927	205.256	205.958
Paper and plastics products wholesaling.....	57	61	03/09	205.741	206.554	209.927	205.256	205.958
Paper and plastics products wholesaling.....	57	6101	03/09	205.741	206.554	209.927	205.256	205.958
Paper and plastics products wholesaling.....	57	610101	03/09	205.741	206.554	209.927	205.256	205.958
Apparel wholesaling.....	57	7	03/09	131.049	128.788	118.769	123.949	129.989
Apparel wholesaling.....	57	71	03/09	131.049	128.788	118.769	123.949	129.989
Apparel wholesaling.....	57	7101	03/09	131.049	128.788	118.769	123.949	129.989
Apparel wholesaling.....	57	710101	03/09	131.049	128.788	118.769	123.949	129.989
Food and alcohol wholesaling.....	57	8	06/09	139.123	138.867	136.659	135.987	134.208
Food and alcohol wholesaling.....	57	81	06/09	139.123	138.867	136.659	135.987	134.208
Food wholesaling.....	57	8101	03/09	136.214	135.660	133.133	132.219	130.142
Food wholesaling.....	57	810101	03/09	136.214	135.660	133.133	132.219	130.142
Alcohol wholesaling.....	57	8102	02/09	152.280	153.382	152.633	153.986	154.798
Alcohol wholesaling.....	57	810201	02/09	152.280	153.382	152.633	153.986	154.798
Other commodities wholesaling.....	57	9	03/09	154.310	157.403	155.951	150.254	154.425
Other commodities wholesaling.....	57	91	03/09	154.310	157.403	155.951	150.254	154.425
Other commodities wholesaling.....	57	9101	03/09	154.310	157.403	155.951	150.254	154.425
Other commodities wholesaling.....	57	910101	03/09	154.310	157.403	155.951	150.254	154.425
Retail trade services.....	58	—	06/09	156.711	154.258	154.366	152.215	152.957
Food and alcohol retailing.....	58	1	03/09	174.267	171.994	169.630	170.935	176.359
Food and alcohol retailing.....	58	11	03/09	174.267	171.994	169.630	170.935	176.359
Food retailing.....	58	1102	09/15	139.662	137.878	135.619	137.121	140.871
Food retailing.....	58	110201	09/15	139.662	137.878	135.619	137.121	140.871
Alcohol retailing.....	58	1103	09/15	127.014	125.084	126.078	124.286	131.852
Alcohol retailing.....	58	110301	09/15	127.014	125.084	126.078	124.286	131.852
Health and beauty care retailing, including optical goods.....	58	2	03/09	138.972	133.320	137.330	142.869	142.576
Health and beauty care retailing, including optical goods.....	58	21	03/09	138.972	133.320	137.330	142.869	142.576
Health and beauty care retailing, including optical goods.....	58	2101	03/09	138.972	133.320	137.330	142.869	142.576
Health and beauty care retailing, including optical goods.....	58	210101	03/09	138.972	133.320	137.330	142.869	142.576

See footnotes at end of table.

Table 9. Producer price indexes for commodity and service groupings and individual items, not seasonally adjusted — Continued

[February 2023, Index base 1982=100, unless otherwise indicated]

Title	Commodity code		Other index base	Unadjusted index ¹				
	Group code	Item code		Oct. 2022	Nov. 2022 ^P	Dec. 2022 ^P	Jan. 2023 ^P	Feb. 2023 ^P
Apparel, jewelry, footwear, and accessories retailing.....	58	3	06/09	133.225	127.626	127.390	124.723	128.999
Apparel, jewelry, footwear, and accessories retailing.....	58	31	06/09	133.225	127.626	127.390	124.723	128.999
Apparel, footwear, and accessories retailing.....	58	3101	03/09	130.915	124.313	122.805	118.701	123.746
Apparel, footwear, and accessories retailing.....	58	310101	03/09	130.915	124.313	122.805	118.701	123.746
Jewelry retailing.....	58	3102	03/09	131.095	131.783	138.740	146.619	144.778
Jewelry retailing.....	58	310201	03/09	131.095	131.783	138.740	146.619	144.778
Computer hardware, software, and supplies retailing.....	58	4	03/09	98.474	92.351	92.947	91.638	77.612
Computer hardware, software, and supplies retailing.....	58	41	03/09	98.474	92.351	92.947	91.638	77.612
Computer hardware, software, and supplies retailing.....	58	4101	03/09	98.474	92.351	92.947	91.638	77.612
Computer hardware, software, and supplies retailing.....	58	410101	03/09	98.474	92.351	92.947	91.638	77.612
TV, video, and photographic equipment and supplies retailing.....	58	5	03/09	52.299	46.341	43.589	46.112	46.954
TV, video, and photographic equipment and supplies retailing.....	58	51	03/09	52.299	46.341	43.589	46.112	46.954
TV, video, and photographic equipment and supplies retailing.....	58	5101	03/09	52.299	46.341	43.589	46.112	46.954
TV, video, and photographic equipment and supplies retailing.....	58	510101	03/09	52.299	46.341	43.589	46.112	46.954
Automobiles and automobile parts retailing.....	58	6	06/09	202.013	201.657	192.905	178.938	175.996
Automobiles and automobile parts retailing.....	58	61	06/09	202.013	201.657	192.905	178.938	175.996
Automobile retailing (Partial).....	58	6101	03/09	232.002	228.894	213.584	192.430	188.915
Automobile retailing (Partial).....	58	610101	03/09	232.002	228.894	213.584	192.430	188.915
Automotive parts, including tires, retailing.....	58	6102	03/09	151.737	155.010	155.334	157.451	155.690
Automotive parts, including tires, retailing.....	58	610201	03/09	151.737	155.010	155.334	157.451	155.690
RVs, trailers, and campers retailing.....	58	8	03/09	147.993	125.067	113.544	131.724	132.641
RVs, trailers, and campers retailing.....	58	81	03/09	147.993	125.067	113.544	131.724	132.641
RVs, trailers, and campers retailing.....	58	8101	03/09	147.993	125.067	113.544	131.724	132.641
RVs, trailers, and campers retailing.....	58	810101	03/09	147.993	125.067	113.544	131.724	132.641
Sporting goods, including boats, retailing.....	58	9	03/09	130.774	125.710	122.235	122.946	124.204
Sporting goods, including boats, retailing.....	58	91	03/09	130.774	125.710	122.235	122.946	124.204
Sporting goods, including boats, retailing.....	58	9101	03/09	130.774	125.710	122.235	122.946	124.204
Sporting goods, including boats, retailing.....	58	910101	03/09	130.774	125.710	122.235	122.946	124.204
Lawn, garden, and farm equipment and supplies retailing.....	58	A	03/09	159.167	160.101	153.565	154.479	156.788
Lawn, garden, and farm equipment and supplies retailing.....	58	A1	03/09	159.167	160.101	153.565	154.479	156.788
Lawn, garden, and farm equipment and supplies retailing.....	58	A101	03/09	159.167	160.101	153.565	154.479	156.788
Lawn, garden, and farm equipment and supplies retailing.....	58	A10101	03/09	159.167	160.101	153.565	154.479	156.788
Furniture retailing.....	58	B	03/09	135.151	133.716	135.193	137.581	137.960
Furniture retailing.....	58	B1	03/09	135.151	133.716	135.193	137.581	137.960
Furniture retailing.....	58	B101	03/09	135.151	133.716	135.193	137.581	137.960
Furniture retailing.....	58	B10101	03/09	135.151	133.716	135.193	137.581	137.960
Flooring and floor coverings retailing.....	58	C	03/09	134.586	134.340	128.834	138.068	139.415
Flooring and floor coverings retailing.....	58	C1	03/09	134.586	134.340	128.834	138.068	139.415
Flooring and floor coverings retailing.....	58	C101	03/09	134.586	134.340	128.834	138.068	139.415
Flooring and floor coverings retailing.....	58	C10101	03/09	134.586	134.340	128.834	138.068	139.415
Hardware and building materials and supplies retailing.....	58	D	03/09	167.273	168.145	159.093	160.909	159.769
Hardware and building materials and supplies retailing.....	58	D1	03/09	167.273	168.145	159.093	160.909	159.769
Hardware and building materials and supplies retailing.....	58	D101	03/09	167.273	168.145	159.093	160.909	159.769
Hardware and building materials and supplies retailing.....	58	D10101	03/09	167.273	168.145	159.093	160.909	159.769
Major household appliance retailing.....	58	E	03/09	119.846	117.767	119.150	122.225	142.608
Major household appliance retailing.....	58	E1	03/09	119.846	117.767	119.150	122.225	142.608
Major household appliance retailing.....	58	E101	03/09	119.846	117.767	119.150	122.225	142.608
Major household appliance retailing.....	58	E10101	03/09	119.846	117.767	119.150	122.225	142.608
Fuels and lubricants retailing.....	58	F	06/09	278.460	287.512	332.076	295.322	288.668
Fuels and lubricants retailing.....	58	F1	06/09	278.460	287.512	332.076	295.322	288.668
Automotive fuels and lubricants retailing.....	58	F101	03/09	372.263	377.328	441.693	382.643	366.453
Automotive fuels and lubricants retailing.....	58	F10101	03/09	372.263	377.328	441.693	382.643	366.453
Household fuels retailing.....	58	F102	03/09	132.257	163.979	166.484	169.397	181.471
Household fuels retailing.....	58	F10201	03/09	132.257	163.979	166.484	169.397	181.471
Cleaning supplies and paper products retailing.....	58	G	03/09	180.860	178.469	174.812	178.783	192.742
Cleaning supplies and paper products retailing.....	58	G1	03/09	180.860	178.469	174.812	178.783	192.742
Cleaning supplies and paper products retailing.....	58	G101	03/09	180.860	178.469	174.812	178.783	192.742
Cleaning supplies and paper products retailing.....	58	G10101	03/09	180.860	178.469	174.812	178.783	192.742
Book retailing.....	58	H	03/09	141.305	141.727	133.411	140.362	136.532

See footnotes at end of table.

Table 9. Producer price indexes for commodity and service groupings and individual items, not seasonally adjusted — Continued

[February 2023, Index base 1982=100, unless otherwise indicated]

Title	Commodity code		Other index base	Unadjusted index ¹				
	Group code	Item code		Oct. 2022	Nov. 2022 ^P	Dec. 2022 ^P	Jan. 2023 ^P	Feb. 2023 ^P
Book retailing.....	58	H1	03/09	141.305	141.727	133.411	140.362	136.532
Book retailing.....	58	H101	03/09	141.305	141.727	133.411	140.362	136.532
Book retailing.....	58	H10101	03/09	141.305	141.727	133.411	140.362	136.532
Other merchandise retailing (partial).....	58	I	03/09	137.626	136.308	134.595	133.584	135.402
Other merchandise retailing (partial).....	58	I1	03/09	137.626	136.308	134.595	133.584	135.402
Other merchandise retailing (partial).....	58	I101	03/09	137.626	136.308	134.595	133.584	135.402
Other merchandise retailing (partial).....	58	I10101	03/09	137.626	136.308	134.595	133.584	135.402
Metal treatment services.....	59	—	12/84	224.586	224.559	223.269	228.471	228.303
Metal treatment services.....	59	1	12/84	224.586	224.559	223.269	228.471	228.303
Metal treatment services.....	59	11	12/84	224.586	224.559	223.269	228.471	228.303
Metal plating and polishing.....	59	1101	12/84	241.730	241.730	241.730	248.513	248.513
Metal plating and polishing.....	59	110111	12/84	241.730	241.730	241.730	248.513	248.513
Metal coating and allied services.....	59	1102	12/84	216.916	216.861	214.261	218.719	217.940
Metal coating and allied services.....	59	110222	12/84	216.916	216.861	214.261	218.719	217.940
Metal heat treating.....	59	1103	06/85	191.059	191.059	191.059	195.485	196.640
Metal heat treating.....	59	110349	06/06	151.125	151.125	151.125	154.626	155.540
Mining services.....	60	—	06/85	258.957	260.077	260.844	262.451	264.471
Mining services.....	60	1	06/85	258.957	260.077	260.844	262.451	264.471
Mining services.....	60	11	06/85	258.957	260.077	260.844	262.451	264.471
Metal mining services.....	60	1101	12/85	277.779	277.779	271.493	271.493	271.493
Metal mining services.....	60	110101	12/85	277.779	277.779	271.493	271.493	271.493
Support activities for coal mining.....	60	1102	06/85	207.294	210.657	209.779	211.710	211.655
Support activities for coal mining.....	60	110201	06/85	207.294	210.657	209.779	211.710	211.655
Drilling oil and gas wells services.....	60	1103	12/85	400.647	403.951	408.258	409.723	409.723
Drilling oil and gas wells services.....	60	110301	12/85	400.647	403.951	408.258	409.723	409.723
Support activities for oil and gas operations.....	60	1104	12/85	214.903	215.508	215.772	217.343	219.706
Support activities for oil and gas operations.....	60	110401	12/85	214.903	215.508	215.772	217.343	219.706
Contract work on textile products, apparel, and leather.....	61	—	06/10	130.597	132.916	133.371	134.779	136.177
Contract work on textile products and apparel.....	61	1	06/10	130.584	132.951	133.416	134.822	136.251
Contract work on textile products and apparel.....	61	11	06/10	130.584	132.951	133.416	134.822	136.251
Contract work on textile products.....	61	1102	06/87	229.206	230.963	232.940	237.809	242.591
Commission finishing of broadwoven fabrics.....	61	110201	06/87	254.517	256.785	259.354	264.910	270.367
Commission finishing of cotton broadwoven fabrics.....	61	1102011	06/08	178.354	179.392	180.316	189.777	190.743
Other commission finishing of broadwoven fabrics (excl. cotton & wool).....	61	1102012	06/08	193.674	195.945	198.767	201.714	206.558
Commission knit or knit & finishing of weft & warp knit fabric.....	61	110204	12/94	139.121	139.176	139.176	139.176	139.176
Contract work on apparel.....	61	1103	06/87	140.199	143.872	143.872	143.872	143.872
Contract work on women's, girls' and infants' apparel.....	61	11031	12/11	109.801	109.801	—	—	—
Contract work on women's, girls', and infants' nontailored coats, jackets, & other outerwear.....	61	110313	06/07	106.782	—	—	—	—
Contract work on men's and boys' (including unisex) apparel.....	61	11032	12/11	117.642	125.106	125.106	125.106	125.106
Contract work on men's and boys' pants, work apparel, and other outerwear.....	61	110321	06/07	112.211	122.095	122.095	122.095	122.095
Contract work on men's and boys' shirts, tailored suits/coats/jackets, & underwear/nightwear.....	61	110323	06/07	136.201	136.201	—	—	—
Contract & commission receipts for tanning or finishing leather owned by others.....	61	2	06/11	129.830	129.830	129.830	131.309	131.309
Contract & commission receipts for tanning or finishing leather owned by others.....	61	21	06/11	129.830	129.830	129.830	131.309	131.309
Contract and commission receipts for tanning or finishing leather owned by others.....	61	2101	12/97	171.188	171.188	171.188	173.138	173.138
Contract and commission receipts for tanning or finishing leather owned by others.....	61	210101	12/97	171.188	171.188	171.188	173.138	173.138
Construction (partial).....	80	—	06/09	162.106	162.271	162.343	165.131	165.303
New nonresidential building construction.....	80	1	06/09	171.805	171.975	172.051	175.237	175.360
New nonresidential building construction.....	80	11	06/09	171.805	171.975	172.051	175.237	175.360
New warehouse building construction.....	80	1101	12/04	235.555	236.259	235.721	235.639	234.744
New warehouse building construction.....	80	110101	12/04	235.555	236.259	235.721	235.639	234.744
New school building construction.....	80	1102	12/05	223.936	223.920	223.613	226.803	226.837
New school building construction.....	80	110201	12/05	223.936	223.920	223.613	226.803	226.837
New office building construction.....	80	1103	06/06	198.261	198.424	199.063	206.754	207.239
New office building construction.....	80	110301	06/06	198.261	198.424	199.063	206.754	207.239
New industrial building construction.....	80	1104	06/07	192.185	192.491	192.327	194.391	194.688
New industrial building construction.....	80	110401	06/07	192.185	192.491	192.327	194.391	194.688
New health care building construction.....	80	1105	06/12	156.900	157.061	157.208	159.992	160.491

See footnotes at end of table.

Table 9. Producer price indexes for commodity and service groupings and individual items, not seasonally adjusted — Continued

[February 2023, Index base 1982=100, unless otherwise indicated]

Title	Commodity code		Other index base	Unadjusted index ¹				
	Group code	Item code		Oct. 2022	Nov. 2022 ^p	Dec. 2022 ^p	Jan. 2023 ^p	Feb. 2023 ^p
New health care building construction.....	80	110501	06/12	156.900	157.061	157.208	159.992	160.491
Maintenance and repair of nonresidential buildings (partial).....	80	2	04/09	142.647	142.805	142.869	143.824	144.353
Maintenance and repair of nonresidential buildings (partial).....	80	21	04/09	142.647	142.805	142.869	143.824	144.353
Maintenance and repair of nonresidential buildings (partial).....	80	2101	04/09	142.647	142.805	142.869	143.824	144.353
Maintenance and repair of nonresidential buildings (partial).....	80	210101	04/09	142.647	142.805	142.869	143.824	144.353

¹ All indexes are subject to revision for 4 months after their originally scheduled publication to incorporate late reports and corrections by survey respondents.

² Due to incomplete coverage of the services sector, some services indexes in this table reflect only a portion of their wherever-provided output. These indexes are flagged using the term "partial" at the end of their titles. For more information regarding wherever-provided services indexes, go to <https://www.bls.gov/ppi/wepnotice.htm>. This webpage includes methodology documentation, a table identifying missing coverage areas for those indexes with incomplete coverage, and a concordance table between wherever-provided services indexes and Census product codes.

p Preliminary

"-" Data not available.

Table 10. Producer price indexes and percentage changes for net output of selected industries and industry groups, not seasonally adjusted
[February 2023]

Title ¹	Index base	Industry code	Unadjusted index ²					Unadjusted 1-month percent change ²	Unadjusted 12-month percent change ²
			Oct. 2022	Nov. 2022 ^p	Dec. 2022 ^p	Jan. 2023 ^p	Feb. 2023 ^p	Jan. to Feb. ^p	Feb. 2022 to Feb. 2023 ^p
Total mining, utilities, and manufacturing industries.....	12/06	AMUM--	160.977	159.507	158.467	159.855	157.931	-1.2	5.4
Total mining industries.....	12/84	OMIN--	260.482	251.173	256.956	240.422	227.155	-5.5	-14.2
Oil and gas extraction.....	12/85	211--	259.278	241.820	255.276	226.948	206.272	-9.1	-27.5
Mining (except oil & gas).....	12/03	212--	323.499	325.629	314.198	326.725	326.828	0.0	13.6
Mining support activities.....	06/09	213--	122.675	123.221	123.339	124.092	125.037	0.8	10.1
Utilities.....	12/03	221--	198.970	189.803	222.273	216.524	194.635	-10.1	10.2
Total manufacturing industries.....	12/84	OMFG--	254.030	252.913	245.164	249.252	249.589	0.1	5.2
Food mfg.....	12/84	311--	254.032	256.022	254.150	254.968	252.325	-1.0	5.7
Beverage & tobacco mfg.....	12/03	312--	188.324	190.441	189.941	195.257	195.937	0.3	11.1
Textile mills.....	12/84	313--	175.091	174.586	172.762	171.631	171.910	0.2	4.9
Textile product mills.....	12/03	314--	156.690	157.698	156.858	158.142	157.782	-0.2	4.4
Apparel manufacturing.....	12/03	315--	124.787	125.515	125.521	126.043	126.112	0.1	3.2
Leather and allied product manufacturing.....	12/84	316--	198.157	198.061	197.733	200.160	200.418	0.1	6.0
Wood product manufacturing.....	12/03	321--	195.832	192.851	188.965	186.711	186.495	-0.1	-17.0
Paper manufacturing.....	12/03	322--	186.759	188.073	188.472	188.659	188.728	0.0	11.0
Printing and related support activities.....	12/03	323--	152.758	154.327	155.350	157.157	157.936	0.5	14.3
Petroleum and coal products manufacturing.....	12/84	324--	461.724	442.861	363.365	389.670	392.665	0.7	1.7
Chemical mfg.....	12/84	325--	363.123	360.100	358.305	359.709	361.486	0.5	4.1
Plastics and rubber products mfg.....	12/84	326--	254.281	253.925	253.954	253.955	253.650	-0.1	5.5
Nonmetallic mineral product mfg.....	12/84	327--	271.950	273.885	274.880	281.195	283.955	1.0	12.1
Primary metal mfg.....	12/84	331--	298.721	295.497	290.748	289.320	297.527	2.8	-11.8
Fabricated metal product mfg.....	12/84	332--	273.208	273.004	272.643	273.578	274.960	0.5	6.2
Machinery mfg.....	12/03	333--	171.681	172.272	172.664	174.902	175.491	0.3	9.7
Computer & electronic product mfg.....	12/03	334--	97.306	97.642	97.829	98.842	98.842	0.0	3.9
Electrical equipment, appliance & component mfg.....	12/03	335--	190.596	192.473	193.594	197.134	197.688	0.3	10.9
Transportation equipment mfg.....	12/03	336--	137.389	137.601	137.978	138.622	138.971	0.3	4.5
Furniture & related product mfg.....	12/84	337--	262.581	265.320	267.307	267.633	268.666	0.4	9.0
Miscellaneous mfg.....	12/03	339--	140.967	141.321	141.718	143.426	143.430	0.0	5.5
Material recyclers.....	12/86	429930	381.078	372.285	390.112	419.036	432.802	3.3	-12.6
Total trade industries.....	12/06	ATRADE	173.308	173.137	172.578	171.376	171.843	0.3	3.8
Total wholesale trade industries.....	12/06	AWHLTR	181.875	183.089	182.842	182.835	182.573	-0.1	5.7
Merchant wholesalers, durable goods.....	06/04	423--	190.152	191.508	193.749	194.643	193.792	-0.4	1.3
Merchant wholesalers, nondurable goods.....	06/05	424--	205.205	205.500	202.006	201.274	201.468	0.1	11.6
Total retail trade industries.....	12/06	ARETTR	165.649	163.831	162.784	160.133	161.480	0.8	1.2
Motor vehicle and parts dealers.....	12/03	441--	206.968	204.897	201.135	191.045	188.932	-1.1	-7.9
Bldg material and garden equip and supp dealers.....	12/03	444--	205.812	206.793	197.740	200.544	209.820	4.6	-7.9
Food and beverage stores.....	12/99	445--	254.564	253.721	249.936	254.494	256.167	0.7	14.9
Furniture, home furnishings, electronics, and appliance retailers.....	12/22	449--	-	-	100.000	103.882	104.776	0.9	-
General merchandise retailers.....	12/03	455--	156.524	153.637	154.360	154.159	156.740	1.7	9.3
Health and personal care retailers.....	12/03	456--	145.891	145.692	143.898	145.837	143.520	-1.6	-4.9
Gasoline stations and fuel dealers.....	12/22	457--	-	-	100.000	91.027	90.261	-0.8	-
Clothing and clothing accessories retailers.....	12/03	458--	157.438	148.275	151.055	142.249	150.712	5.9	4.1
Sporting goods and hobby retailers.....	12/03	4591--	133.287	131.548	123.960	121.095	124.895	3.1	-2.8
Book retailers and news dealers.....	12/03	4592--	137.619	138.296	128.525	134.653	134.508	-0.1	2.7
Office supplies, stationary, and gift retailers.....	12/03	4594--	173.283	175.030	173.640	172.717	172.671	0.0	6.5
Transportation and warehousing industries.....	12/06	ATRNRW	171.374	169.749	170.064	169.748	168.321	-0.8	5.9
Transportation industries.....	12/06	ATRANS	165.899	163.775	164.058	161.910	160.065	-1.1	4.5
Air transportation.....	12/92	481--	269.747	259.477	264.627	270.708	262.594	-3.0	21.2
Rail transportation.....	12/96	482--	230.339	231.782	231.646	233.307	230.762	-1.1	6.5
Water transportation.....	12/03	483--	201.489	200.921	200.807	198.417	197.585	-0.4	20.0
Truck transportation.....	12/03	484--	196.905	197.463	196.367	189.599	188.172	-0.8	-1.2
Pipeline transportation.....	05/22	486--	107.093	107.119	106.514	106.867	108.195	1.2	-
Transportation support activities.....	12/03	488--	151.784	143.507	143.892	142.287	141.957	-0.2	-9.7
Delivery and warehouse industries.....	12/06	ADLVWR	194.022	194.531	195.104	205.485	206.656	0.6	11.4
U.S. Postal Service.....	06/89	491--	270.369	270.369	270.369	281.228	281.228	0.0	10.0
Couriers and messengers.....	12/03	492--	289.299	291.248	287.819	308.368	308.121	-0.1	9.3
Warehousing and storage.....	12/06	493--	136.750	136.197	144.076	147.333	152.882	3.8	20.8
Services less trade, transportation, and warehousing ³	12/06	ATTDSV	135.028	136.009	136.214	137.663	138.308	0.5	4.8
Information.....	12/06	AINFO-	109.359	109.111	108.958	109.494	109.520	0.0	2.8
Publishing industries.....	12/22	513--	-	-	100.000	101.462	102.189	0.7	-
Broadcasting, except internet.....	12/03	516--	137.308	140.928	136.556	131.882	125.497	-4.8	-5.6

See footnotes at end of table.

Table 10. Producer price indexes and percentage changes for net output of selected industries and industry groups, not seasonally adjusted — Continued
 [February 2023]

Title ¹	Index base	Industry code	Unadjusted index ²					Unadjusted 1-month percent change ²	Unadjusted 12-month percent change ²
			Oct. 2022	Nov. 2022 ^p	Dec. 2022 ^p	Jan. 2023 ^p	Feb. 2023 ^p	Jan. to Feb. ^p	Feb. 2022 to Feb. 2023 ^p
Information - Continued									
Telecommunications.....	12/03	517--	106.061	105.950	106.146	107.517	107.796	0.3	4.8
Data processing and related services.....	12/03	5182--	113.034	113.040	113.067	113.087	113.206	0.1	1.5
Selected health care industries.....									
Offices of physicians.....	12/06	ASHC--	137.826	137.720	137.993	138.584	139.056	0.3	2.4
Offices of dentists.....	12/96	6211--	143.527	143.702	143.923	143.448	144.153	0.5	0.7
Medical and diagnostic laboratories.....	06/10	6212--	127.830	127.830	127.830	128.879	132.780	3.0	4.9
Home health care services.....	12/03	6215--	103.298	103.130	103.142	103.722	103.722	0.0	0.0
Blood and organ banks.....	12/96	6216--	156.607	156.848	157.033	157.201	157.207	0.0	1.9
Hospitals.....	06/06	621991	126.195	127.090	127.965	128.230	128.000	-0.2	3.7
Nursing care facilities.....	12/92	622--	224.882	224.349	224.960	226.447	226.524	0.0	2.4
Residential developmental disability homes.....	12/03	6231--	171.062	171.536	171.705	172.850	172.970	0.1	5.6
Residential developmental disability homes.....	12/03	62321-	209.463	209.381	209.187	213.807	213.807	0.0	6.3
Other selected services less trade, transportation, and warehousing industries.....									
Depository credit intermediation.....	12/06	ASTDSV	140.115	141.833	142.115	144.129	144.939	0.6	6.2
Security, commodity contracts and like activity.....	12/03	5221--	117.530	124.446	126.106	132.804	136.619	2.9	35.1
Insurance carriers and related activities.....	12/03	523--	226.237	238.819	237.307	244.462	249.396	2.0	7.4
Lessors of nonres bldg (exc miniwarehouse).....	12/03	524--	147.032	146.956	147.526	148.364	148.417	0.0	1.9
Lessors of miniwarehouse and self storage units.....	12/03	53112-	137.642	136.793	138.537	141.483	135.307	-4.4	2.0
Offices of real estate agents and brokers.....	12/03	53113-	194.053	194.552	194.370	195.031	194.414	-0.3	13.2
Real estate property managers.....	12/03	5312--	185.980	185.388	185.147	184.046	182.143	-1.0	1.4
Offices of real estate appraisers.....	12/03	53131-	127.029	127.562	126.450	127.333	126.997	-0.3	1.4
Automotive equipment rental and leasing.....	12/03	531320	117.875	116.692	116.765	117.921	115.796	-1.8	1.2
Other heavy machinery rental and leasing.....	06/01	5321--	162.585	154.713	151.848	147.978	149.384	1.0	2.1
Legal services.....	12/03	532412	134.993	135.451	135.558	135.684	135.702	0.0	8.4
Offices of certified public accountants.....	12/96	5411--	257.752	257.630	257.309	265.519	270.585	1.9	6.6
Other accounting services.....	12/03	541211	133.834	134.164	134.553	138.289	138.107	-0.1	7.4
Architectural, engineering and related services.....	12/03	541219	146.938	142.058	141.228	141.228	141.228	0.0	-6.4
Management and technical consulting services.....	12/96	5413--	184.275	184.876	184.748	186.999	187.831	0.4	3.8
Advertising agencies.....	06/06	5416--	126.497	126.443	127.977	128.461	127.573	-0.7	-0.1
Employment services.....	12/03	54181-	123.031	123.114	123.140	123.282	123.527	0.2	1.2
Travel agencies.....	12/96	5613--	159.051	159.175	159.259	159.241	160.189	0.6	2.3
Security guards and patrol services.....	12/03	56151-	104.105	104.391	105.106	105.123	104.473	-0.6	6.0
Janitorial services.....	12/04	561612	151.639	151.584	151.554	153.260	153.425	0.1	7.9
Waste collection.....	12/03	56172-	134.607	134.939	135.234	136.316	136.388	0.1	2.9
Amusement and theme parks.....	12/03	5621--	171.255	171.487	171.639	173.951	177.509	2.0	11.4
Golf courses and country clubs.....	06/06	71311-	205.521	208.396	210.729	211.038	213.687	1.3	7.4
Fitness and recreational sports centers.....	12/05	71391-	148.357	150.184	151.565	159.363	159.722	0.2	9.2
Accommodation.....	12/04	71394-	113.384	113.384	113.625	115.976	116.549	0.5	6.1
Commercial machinery repair and maintenance.....	12/96	721--	193.019	189.629	189.907	188.030	191.060	1.6	7.8
Commercial machinery repair and maintenance.....	06/06	8113--	179.239	179.394	179.406	179.416	179.418	0.0	9.9

¹ Indexes in this table are derived from the net-output-weighted industry price indexes. Because of differences in coverage and aggregation methodology, they will generally not match the movements of similarly titled indexes which are derived from traditional commodity groupings.

² All indexes are subject to revision for 4 months after their originally scheduled publication to incorporate late reports and corrections by survey respondents.

³ Formerly titled "Total traditional service industries."

p Preliminary

-- Data not available.

Table 11. Producer price indexes for net output of selected industries and their products, not seasonally adjusted
[February 2023]

Title ¹	Industry code	Product code	Index base	Unadjusted index ²				
				Oct. 2022	Nov. 2022 ^P	Dec. 2022 ^P	Jan. 2023 ^P	Feb. 2023 ^P
Logging.....	1133		12/81	220.188	220.652	219.907	218.351	216.013
Logging.....	11331		12/81	220.188	220.652	219.907	218.351	216.013
Logging.....	113310		12/81	220.321	220.785	220.039	218.482	216.143
Primary products.....		113310-P	12/81	229.007	229.490	228.715	227.096	224.664
Secondary products and miscellaneous receipts.....		113310-SM						
Mining								
Total mining industries.....			12/84	260.482	251.173	256.956	240.422	227.155
Oil and gas extraction.....	211		12/85	259.278	241.820	255.276	226.948	206.272
Oil and gas extraction.....	2111		12/85	259.278	241.820	255.276	226.948	206.272
Crude petroleum and natural gas extraction.....	211111		06/02	269.328	249.188	260.501	222.881	211.462
Primary products.....		211111-P	06/84	237.232	219.491	229.456	196.319	186.262
Crude petroleum.....		211111-1	06/84	265.881	259.138	225.977	223.090	239.443
Natural gas (from the wellhead).....		211111-3	06/84	184.995	159.728	206.067	133.864	87.366
Natural gas liquids extraction.....	211112		06/02	203.853	200.131	224.008	242.106	176.227
Primary products.....		211112-P	06/02	202.937	199.232	223.001	241.018	175.435
Natural gas liquids.....		211112-1	06/84	216.613	218.846	187.025	182.557	185.946
Isopentane and natural gasoline.....		211112-11	06/84	281.543	266.943	248.547	285.476	274.717
Propane.....		211112-12	06/84	182.134	179.263	139.260	165.315	170.729
Butane.....		211112-13	06/84	167.075	169.003	156.141	187.078	213.712
Plant condensate, ethane, gas mixtures, and other natural gas liquids.....		211112-14	06/96	229.886	238.310	202.168	172.404	172.703
Residue gas shipped from natural gas liquids plants.....		211112-3	06/84	202.242	192.479	272.279	336.196	131.101
Mining (except oil & gas).....	212		12/03	323.499	325.629	314.198	326.725	326.828
Coal mining.....	2121		12/85	317.849	312.355	286.824	287.427	292.460
Coal mining.....	21211		12/01	342.441	336.522	309.015	309.665	315.088
Coal mining.....	212110		12/22	–	–	100.000	100.210	101.965
Primary products.....		212110-P	12/22	–	–	100.000	100.210	101.965
Coal, utility sold.....		212110-1	12/22	–	–	100.000	100.325	101.415
Bituminous coal and lignite surface mining (utility sold).....		212110-11	12/01	209.077	209.980	204.465	202.110	204.579
Raw bituminous and lignite from surface mining operations (utility sold).....		212110-111	12/01	214.355	213.976	213.357	218.800	221.354
Processed bituminous coal and lignite surface operations (utility sold).....		212110-113	12/01	208.353	209.619	202.708	198.121	200.575
Bituminous coal underground mining (utility sold).....		212110-12	12/01	514.745	498.923	440.524	445.455	449.976
Raw bituminous coal shipped from underground mining operations (utility sold).....		212110-121	12/22	–	–	100.000	102.258	99.841
Processed bituminous coal shipped from underground mines (utility sold).....		212110-123	12/01	586.814	568.776	502.201	507.053	514.535
Coal exports.....		212110-4	12/22	–	–	100.000	99.533	108.711
Coal non-utility sold (including anthracite).....		212110-5	12/79	438.499	438.499	438.499	438.430	426.081
Metal ore mining.....	2122		12/84	394.410	415.277	414.594	438.286	432.857
Iron ore mining.....	21221		12/84	209.989	213.087	212.792	214.648	214.648
Iron ore mining.....	212210		12/84	209.989	213.087	212.792	214.648	214.648
Primary products.....		212210-P	12/84	215.028	218.201	217.898	219.798	219.798
Iron ore (including crude, concentrates, agglomerates and pellets).....		212210-0	12/97	222.922	226.211	225.898	227.868	227.868
Copper, nickel, lead & zinc mining.....	21223		06/88	389.709	437.420	418.061	447.867	451.846
Copper, nickel, lead and zinc mining.....	212230		06/88	401.378	450.497	430.655	461.373	465.474
Primary products.....		212230-P	12/03	357.528	403.282	376.105	405.580	409.612
Secondary products and miscellaneous receipts.....		212230-SM						
Other metal ore mining.....	21229		12/85	912.571	–	–	–	–
Other metal ore mining.....	212290		12/85	3,012.346	–	–	–	–
Primary products.....		212290-P	12/03	2,327.797	–	–	–	–
Other metal ores, including uranium.....		212290-1	12/03	2,327.797	–	–	–	–
Secondary products and miscellaneous receipts.....		212290-SM2						
Nonmetallic mineral mining & quarrying.....	2123		12/84	355.710	355.113	355.504	374.195	374.050
Stone mining & quarrying.....	21231		12/84	388.062	387.297	389.004	412.527	415.253
Dimension stone mining and quarrying.....	212311		06/85	284.217	284.217	284.217	312.809	318.988
Primary products.....		212311-P	06/85	272.569	272.569	272.569	301.124	307.294
Dimension stone.....		212311-0	06/85	272.569	272.569	272.569	301.124	307.294
Secondary products and miscellaneous receipts.....		212311-SM						
Crushed and broken limestone mining.....	212312		12/83	397.532	397.843	399.859	421.316	425.248
Primary products.....		212312-P	12/83	403.121	403.452	405.596	426.086	429.750
Crushed and broken limestone.....		212312-0	12/83	403.121	403.452	405.596	426.086	429.750
Secondary products and miscellaneous receipts.....		212312-SM						

See footnotes at end of table.

Table 11. Producer price indexes for net output of selected industries and their products, not seasonally adjusted — Continued
[February 2023]

Title ¹	Industry code	Product code	Index base	Unadjusted index ²				
				Oct. 2022	Nov. 2022 ^P	Dec. 2022 ^P	Jan. 2023 ^P	Feb. 2023 ^P
Crushed and broken limestone mining - Continued								
Crushed and broken granite mining.....	212313		12/83	504.728	496.116	499.084	549.542	549.542
Primary products.....		212313-P	12/83	504.568	495.652	498.725	549.183	549.183
Crushed and broken granite.....		212313-0	12/83	504.568	495.652	498.725	549.183	549.183
Secondary products and miscellaneous receipts.....		212313-SM						
Other crushed and broken stone mining.....	212319		12/83	333.325	333.697	333.790	346.802	346.802
Primary products.....		212319-P	12/83	339.345	339.842	340.241	354.247	354.247
Bituminous limestone and sandstone, and other crushed and broken stone.....		212319-0	12/83	339.345	339.842	340.241	354.247	354.247
Secondary products and miscellaneous receipts.....		212319-SM						
Sand/gravel/clay/refractory minerals mining.....	21232		12/03	229.314	229.137	228.855	239.055	240.441
Construction sand and gravel mining.....	212321		06/82	468.580	468.065	467.213	484.695	486.227
Primary products.....		212321-P	06/82	475.937	475.950	475.074	492.698	494.443
Construction sand and gravel (run of pit/bank, washed, screened, etc).....		212321-0	06/82	475.937	475.950	475.074	492.698	494.443
Construction sand and gravel, Midwest.....		212321-02	12/12	178.051	178.010	177.216	186.601	186.601
Construction sand and gravel, West.....		212321-04	12/12	164.842	164.879	164.779	167.828	169.051
Secondary products and miscellaneous receipts.....		212321-SM						
Miscellaneous receipts.....		212321-M	06/82	444.711	444.711	444.711	460.630	460.630
Kaolin, clay, and ceramic and refractory minerals mining.....	212323		12/22	—	—	100.000	107.470	109.244
Primary products.....		212323-P	12/22	—	—	100.000	107.470	109.245
Kaolin and ball clay.....		212323-1	06/84	247.499	247.499	247.499	281.061	281.061
Bentonite.....		212323-2	06/84	221.364	221.364	221.364	225.837	225.837
Secondary products and miscellaneous receipts.....		212323-SM						
Other nonmetallic mineral mining & quarrying.....	21239		12/84	291.897	291.198	290.339	303.892	294.695
Other nonmetallic mineral mining and quarrying.....	212390		12/22	—	—	100.000	104.668	101.500
Primary products.....		212390-P	12/22	—	—	100.000	104.668	101.500
Rock salt.....		212390-5	12/84	419.983	420.253	420.253	420.820	420.820
All other nonmetallic minerals, including gypsum.....		212390-9	06/85	357.401	354.413	352.923	366.881	366.881
Secondary and miscellaneous.....		212390-SM						
Mining support activities.....	213		06/09	122.675	123.221	123.339	124.092	125.037
Mining support activities.....	2131		06/09	122.675	123.221	123.339	124.092	125.037
Mining support activities.....	21311		06/09	122.675	123.221	123.339	124.092	125.037
Drilling oil and gas wells.....	213111		12/85	397.318	400.594	404.865	406.383	406.383
Primary services.....		213111-P	12/85	394.619	397.873	402.115	403.623	403.623
Oil and gas well directional drilling control.....		213111-03	12/03	135.063	135.478	145.702	145.702	145.702
Drilling oil and gas wells, including drilling in, spudding in or tailing in.....		213111-04	12/85	388.493	391.774	393.530	395.308	395.308
Reworking oil and gas wells.....		213111-05	12/92	400.697	405.098	405.098	405.098	405.098
Support activities for oil and gas operations.....	213112		12/85	211.403	212.061	211.764	213.271	215.551
Primary services.....		213112-P	12/85	212.519	213.192	213.455	215.052	217.486
Oil and gas field support services.....		213112-0	12/85	212.519	213.192	213.455	215.052	217.486
Secondary products and miscellaneous receipts.....		213112-SM						
Support activities for coal mining.....	213113		06/85	205.463	208.797	207.927	209.840	209.786
Primary services.....		213113-P	06/85	207.239	210.602	209.724	211.654	211.599
Coal mining services.....		213113-0	06/85	207.239	210.602	209.724	211.654	211.599
Support activities for metal mining.....	213114		12/85	274.986	274.986	268.749	268.749	268.749
Primary services.....		213114-P	12/85	278.193	278.193	271.883	271.883	271.883
Metal mining services.....		213114-0	12/85	278.193	278.193	271.883	271.883	271.883
Utilities.....	221		12/03	198.970	189.803	222.273	216.524	194.635
Electric power generation, transmission, and distribution.....	2211		12/03	195.610	185.463	224.099	213.140	189.758
Electric power generation.....	22111		12/03	207.847	194.094	311.861	265.303	200.648
Electric power generation.....	221110		12/03	207.824	194.072	311.819	265.259	200.591
Primary products.....		221110-P	12/03	212.212	198.148	322.954	274.456	206.750
Utilities.....		221110-4	12/03	211.914	197.917	470.944	345.482	319.587
Non-utilities.....		221110-5	12/03	193.311	180.449	347.673	222.926	130.579
Secondary products and miscellaneous receipts.....		221110-SM						
Electric power transmission, control, and distribution.....	22112		12/03	188.457	179.921	185.247	188.411	181.619
Electric bulk power transmission and control.....	221121		12/03	204.348	205.000	204.028	204.998	205.580
Primary products.....		221121-P	12/03	204.811	205.465	204.491	205.463	206.047
Electric bulk power transmission and control.....		221121-3	12/03	204.811	205.465	204.491	205.463	206.047
Electric power distribution.....	221122		12/03	188.039	179.125	184.713	187.949	180.859
Primary products.....		221122-P	12/90	218.251	212.153	214.096	224.880	222.939
Residential electric power.....		221122-41	12/90	215.102	211.966	212.884	220.042	220.885
New England residential electric power.....		221122-411	12/90	209.997	209.997	212.282	242.529	242.529

See footnotes at end of table.

Table 11. Producer price indexes for net output of selected industries and their products, not seasonally adjusted — Continued
 [February 2023]

Title ¹	Industry code	Product code	Index base	Unadjusted index ²				
				Oct. 2022	Nov. 2022 ^P	Dec. 2022 ^P	Jan. 2023 ^P	Feb. 2023 ^P
Electric power distribution - Continued								
Middle Atlantic residential electric power.....		221122-412	12/90	189.357	183.048	186.747	188.040	188.335
East North Central residential electric power.....		221122-413	12/90	191.376	191.928	196.821	205.999	205.947
West North Central residential electric power.....		221122-414	12/90	172.510	163.946	157.438	158.313	157.030
South Atlantic residential electric power.....		221122-415	12/90	197.432	195.214	196.615	200.528	202.895
East South Central residential electric power.....		221122-416	12/90	228.821	226.874	229.182	238.416	245.638
West South Central residential electric power.....		221122-417	12/90	246.246	240.893	237.484	240.899	239.943
Mountain residential electric power.....		221122-418	12/90	170.616	165.738	165.812	168.575	168.575
Pacific residential electric power.....		221122-419	12/90	301.316	301.267	301.252	317.821	317.772
Commercial electric power.....		221122-42	12/90	212.474	204.206	205.990	216.786	214.858
New England commercial electric power.....		221122-421	12/90	252.417	252.417	255.484	287.388	287.388
Middle Atlantic commercial electric power.....		221122-422	12/90	193.614	181.401	190.174	197.743	188.911
East North Central commercial electric power.....		221122-423	12/90	178.724	177.947	182.103	195.602	189.640
West North Central commercial electric power.....		221122-424	12/90	166.231	157.788	149.237	151.709	149.834
South Atlantic commercial electric power.....		221122-425	12/90	162.750	162.514	163.656	169.132	170.159
East South Central commercial electric power.....		221122-426	12/90	202.724	198.104	203.216	208.807	214.401
West South Central commercial electric power.....		221122-427	12/90	250.535	240.157	233.657	241.278	240.533
Mountain commercial electric power.....		221122-428	12/90	148.604	145.654	145.717	149.505	149.505
Pacific commercial electric power.....		221122-429	12/90	331.249	301.677	301.637	327.813	327.694
Industrial electric power.....		221122-43	12/90	238.315	228.934	234.030	255.502	245.154
New England industrial electric power.....		221122-431	12/90	179.887	206.870	272.063	250.612	246.426
Middle Atlantic industrial electric power.....		221122-432	12/90	228.789	218.456	208.061	216.736	215.186
East North Central industrial electric power.....		221122-433	12/90	246.838	247.614	250.154	273.168	265.562
West North Central industrial electric power.....		221122-434	12/90	187.976	174.433	174.403	179.703	169.961
South Atlantic industrial electric power.....		221122-435	12/90	161.160	160.579	160.963	163.519	164.258
East South Central industrial electric power.....		221122-436	12/90	198.475	194.803	199.152	204.892	222.083
West South Central industrial electric power.....		221122-437	12/90	296.816	298.451	291.817	297.804	295.995
Mountain industrial electric power.....		221122-438	12/90	241.384	187.140	193.442	308.341	223.226
Pacific industrial electric power.....		221122-439	12/90	294.238	265.144	265.076	289.166	288.956
Transportation electric power.....		221122-45	12/10	119.631	119.011	119.386	126.192	126.247
Secondary products and miscellaneous receipts.....		221122-SM						
Miscellaneous receipts.....		221122-M	12/90	189.622	188.950	186.765	189.601	189.601
Natural gas distribution.....	2212		12/03	188.664	184.454	188.682	202.401	188.576
Natural gas distribution.....	22121		12/03	188.664	184.454	188.682	202.401	188.576
Natural gas distribution.....	221210		12/03	188.573	184.360	188.622	202.338	188.516
Primary products.....		221210-P	12/90	306.906	299.493	310.471	334.134	310.289
Natural gas to ultimate consumers.....		221210-11	12/90	309.890	301.272	312.675	337.010	309.786
Residential natural gas.....		221210-112	12/90	308.064	303.533	310.578	346.757	310.373
New England residential natural gas.....		221210-1121	06/12	172.642	188.242	186.111	185.380	181.889
Middle Atlantic residential natural gas.....		221210-1122	06/12	153.136	152.918	154.312	160.859	160.107
East North Central residential natural gas.....		221210-1123	06/12	181.533	175.988	176.046	172.536	163.027
West North Central residential natural gas.....		221210-1124	06/12	161.466	153.961	172.514	173.691	165.358
South Atlantic residential natural gas.....		221210-1125	06/12	156.819	147.803	146.191	150.560	142.419
East South Central residential natural gas.....		221210-1126	06/12	141.471	132.549	125.444	124.628	123.556
West South Central residential natural gas.....		221210-1127	06/12	224.976	219.045	222.872	223.862	216.609
Mountain residential natural gas.....		221210-1128	06/12	197.166	196.854	196.606	205.491	206.435
Pacific residential natural gas.....		221210-1129	06/12	173.526	175.617	194.316	323.393	210.647
Commercial natural gas.....		221210-113	12/90	317.801	312.030	323.640	366.749	319.512
New England commercial natural gas.....		221210-1131	06/12	183.832	201.624	196.944	196.745	186.924
Middle Atlantic commercial natural gas.....		221210-1132	06/12	142.963	142.208	146.884	144.973	143.854
East North Central commercial natural gas.....		221210-1133	06/12	194.929	190.816	189.438	183.608	172.809
West North Central commercial natural gas.....		221210-1134	06/12	177.008	167.215	191.119	189.176	182.097
South Atlantic commercial natural gas.....		221210-1135	06/12	160.079	145.461	147.214	152.895	145.718
East South Central commercial natural gas.....		221210-1136	06/12	165.054	151.764	146.678	141.140	139.278
West South Central commercial natural gas.....		221210-1137	06/12	256.683	239.959	241.360	244.092	237.867
Mountain commercial natural gas.....		221210-1138	06/12	213.670	213.342	213.178	223.555	223.713
Pacific commercial natural gas.....		221210-1139	06/12	199.239	210.763	246.953	473.072	276.898
Industrial natural gas.....		221210-114	12/90	269.585	259.277	272.879	283.022	256.299
New England industrial natural gas.....		221210-1141	09/16	193.777	211.195	205.577	205.837	194.587
Middle Atlantic industrial natural gas.....		221210-1142	09/16	203.688	201.172	207.869	189.497	180.680
East North Central industrial natural gas.....		221210-1143	06/12	184.035	181.403	193.520	187.257	167.011
West North Central industrial natural gas.....		221210-1144	06/12	182.211	174.188	201.277	203.817	196.051
South Atlantic industrial natural gas.....		221210-1145	09/16	172.786	165.730	167.153	172.970	158.423
East South Central industrial natural gas.....		221210-1146	09/16	182.451	171.951	169.324	154.214	149.675
West South Central industrial natural gas.....		221210-1147	09/16	224.398	196.215	205.183	208.837	179.673
Mountain industrial natural gas.....		221210-1148	09/16	150.153	150.859	150.859	159.991	161.469
Pacific industrial natural gas.....		221210-1149	09/16	129.314	144.898	156.409	202.345	183.159
To electric power.....		221210-115	12/90	269.583	257.286	271.128	274.172	268.331

See footnotes at end of table.

Table 11. Producer price indexes for net output of selected industries and their products, not seasonally adjusted — Continued
[February 2023]

Title ¹	Industry code	Product code	Index base	Unadjusted index ²				
				Oct. 2022	Nov. 2022 ^P	Dec. 2022 ^P	Jan. 2023 ^P	Feb. 2023 ^P
Natural gas distribution - Continued								
Delivered to ultimate consumers for the account of others (transportation only) . . .		221210-12	12/90	253.103	253.187	260.498	277.375	276.326
Industrial consumer.		221210-122	12/90	246.310	245.779	247.251	257.306	255.414
Other consumers.		221210-123	12/90	516.049	517.035	539.437	582.643	581.715
Secondary products and miscellaneous receipts.		221210-SM						
Miscellaneous receipts.		221210-M	12/90	196.892	197.613	198.646	198.713	198.295
Construction industries								
New industrial building construction.	236211		06/07	191.708	192.012	191.851	193.919	194.216
Primary products.		236211-P	06/07	191.708	192.012	191.851	193.919	194.216
New warehouse building construction.	236221		12/04	235.889	236.600	236.056	235.956	235.075
Primary products.		236221-P	12/04	235.889	236.600	236.056	235.956	235.075
New school building construction.	236222		12/05	223.957	223.939	223.625	226.839	226.875
Primary products.		236222-P	12/05	223.957	223.939	223.625	226.839	226.875
New office building construction.	236223		06/06	199.244	199.408	200.129	207.830	208.314
Primary products.		236223-P	06/06	199.244	199.408	200.129	207.830	208.314
New health care building construction.	236224		06/12	156.894	157.054	157.201	160.084	160.585
Primary products.		236224-P	06/12	156.894	157.054	157.201	160.084	160.585
Concrete contractors, nonresidential building work.	23811X		12/07	178.739	179.011	179.442	178.153	178.447
Primary products.		23811X-P	12/07	178.739	179.011	179.442	178.153	178.447
Roofing contractors, nonresidential building work.	23816X		12/07	188.047	189.066	189.438	198.968	199.999
Primary products.		23816X-P	12/07	188.047	189.066	189.438	198.968	199.999
Electrical contractors, nonresidential building work.	23821X		12/07	162.550	162.560	162.352	175.320	175.906
Primary products.		23821X-P	12/07	162.550	162.560	162.352	175.320	175.906
Plumbing, heating and air-conditioning contractors, nonresidential building work.	23822X		12/07	170.227	170.524	170.999	172.441	172.823
Primary products.		23822X-P	12/07	170.227	170.524	170.999	172.441	172.823
Manufacturing								
Total manufacturing industries.			12/84	254.030	252.913	245.164	249.252	249.589
Food mfg.	311		12/84	254.032	256.022	254.150	254.968	252.325
Animal food mfg.	3111		12/03	218.098	218.637	218.133	218.762	219.083
Animal food mfg.	31111		12/03	219.354	219.895	219.389	220.022	220.344
Dog and cat food manufacturing.	311111		12/85	274.534	278.358	278.438	278.873	278.998
Primary products.		311111-P	12/85	281.021	285.410	285.516	285.963	286.092
Dog food.		311111-1	12/85	297.045	300.762	300.917	301.498	301.679
Canned dog food.		311111-11	12/98	218.772	218.909	218.909	218.909	219.132
Dry and semi moist dog food.		311111-14	12/11	136.915	139.349	139.452	139.780	139.851
Cat food.		311111-4	12/85	255.151	261.244	261.244	261.417	261.439
Canned cat food.		311111-44	12/11	157.472	157.490	157.490	157.490	157.498
Dry and semi moist cat food.		311111-45	12/98	202.418	215.902	215.902	216.085	216.106
Secondary products and miscellaneous receipts.		311111-SM						
Miscellaneous receipts.		311111-M1	12/10	140.190	140.432	140.432	140.432	140.432
Other animal food manufacturing.	311119		12/80	254.105	252.731	251.689	252.633	253.170
Primary products.		311119-P	12/80	248.312	247.365	246.328	247.068	247.649
Complete swine feed, supplements, concentrates, and premixes.		311119-B	12/11	129.639	128.220	123.861	124.485	125.065
Complete beef cattle feed, supplements, concentrates, and premixes.		311119-H	12/11	138.318	138.375	134.566	135.345	135.938
Poultry, exc. chicken and turkey, and livestock, exc. cattle and swine, feed.		311119-N	12/80	355.390	356.030	356.715	354.544	353.890
Pet (excluding dog and cat), laboratory, and fur animal feed.		311119-R	06/91	258.829	257.736	259.086	259.564	262.736
Chicken and turkey feed, supplements, concentrates, and premixes.		311119-1	12/80	207.541	205.918	205.003	205.594	207.385
Complete dairy cattle feed, supplements, concentrates, and premixes.		311119-5	12/11	140.884	141.189	143.916	144.773	142.770
Other prepared animal feeds, including feeding materials and adjuncts.		311119-9	12/80	314.332	314.418	311.576	311.952	314.045
Secondary products and miscellaneous receipts.		311119-SM						
Miscellaneous receipts.		311119-M	12/80	284.048	275.358	274.048	277.676	273.685
Secondary products.		311119-S	12/80	368.288	367.797	369.103	377.437	377.561
Grain & oilseed milling.	3112		12/03	198.885	200.389	197.734	198.231	197.758
Flour milling & malt mfg.	31121		12/03	224.747	225.817	223.761	224.374	224.952
Flour milling.	311211		06/83	266.703	267.949	263.080	261.207	260.170
Primary products.		311211-P	06/83	270.721	272.253	267.788	265.909	264.881
Prepared flour mixes, including refrigerated and frozen doughs and batters, made in flour mills.		311211-A	06/83	259.396	259.605	260.989	264.040	263.872
Wheat flour (except flour mixes), made in flour mills.		311211-1	06/83	291.711	294.546	285.824	284.023	286.285
Wheat mill products, except flour.		311211-4	06/83	178.243	181.629	196.732	187.613	178.034
Corn mill products.		311211-7	06/83	231.889	229.366	229.382	232.510	231.261
Other grain mill products.		311211-9	06/83	334.013	329.350	327.442	324.239	328.422

See footnotes at end of table.

Table 11. Producer price indexes for net output of selected industries and their products, not seasonally adjusted — Continued
[February 2023]

Title ¹	Industry code	Product code	Index base	Unadjusted index ²				
				Oct. 2022	Nov. 2022 ^p	Dec. 2022 ^p	Jan. 2023 ^p	Feb. 2023 ^p
Flour milling - Continued								
Secondary products and miscellaneous receipts.....		311211-SM						
Miscellaneous receipts.....		311211-M	06/92	208.751	203.518	185.625	175.910	169.343
Rice milling.....	311212		06/84	239.097	240.670	245.511	253.520	254.472
Primary products.....		311212-P	06/84	238.312	239.880	244.705	252.687	253.637
Milled rice and byproducts.....		311212-0	12/03	229.492	231.002	235.649	243.335	244.250
Milled rice (incl second heads, screenings, brewers, bran, sharps, rice flour, and byproducts).....		311212-04	06/03	258.884	262.999	266.352	271.845	273.198
Head rice not packaged with other ingredients.....		311212-06	12/11	135.597	136.343	137.457	144.000	144.499
Malt manufacturing.....	311213		06/85	185.187	185.087	185.176	186.290	200.706
Primary products.....		311213-P	06/85	182.149	182.042	182.137	183.258	197.439
Malt and malt byproducts.....		311213-0	06/85	182.149	182.042	182.137	183.258	197.439
Secondary products and miscellaneous receipts.....		311213-SM1						
Starch & vegetable fats & oils mfg.....	31122		12/03	201.822	203.397	199.669	199.795	198.526
Wet corn milling and starch manufacturing.....	311221		06/85	240.125	236.604	235.939	243.258	264.957
Primary products.....		311221-P	06/85	265.326	261.078	260.231	268.149	292.881
Wet process corn byproducts.....		311221-A	06/85	323.990	329.051	328.326	327.875	339.740
Corn sweeteners, made by wet milling.....		311221-1	06/85	245.177	232.021	228.720	236.767	277.405
Manufactured starch, made by wet milling.....		311221-4	06/85	267.515	264.767	265.365	262.857	309.793
Secondary products and miscellaneous receipts.....		311221-SM						
Soybean and other oilseed processing.....	311224		12/11	121.423	123.278	121.043	120.351	115.922
Primary products.....		311224-P	12/11	106.956	110.818	106.985	107.613	103.290
Cottonseed cake, meal, hulls, and other byproducts.....		311224-B	06/85	687.638	685.570	653.128	656.097	644.160
Cottonseed cake and meal.....		311224-B1	12/11	149.249	148.055	137.753	138.738	136.793
Soybean oil.....		311224-3	12/79	241.389	260.240	238.647	232.980	223.456
Crude soybean oil, degummed, made from soybeans crushed in the same establishment.....		311224-31	05/88	190.071	195.569	194.191	191.040	190.372
Soybean oil, all other types.....		311224-32	12/03	312.888	344.095	304.781	296.039	276.575
Soybean cake, meal, and other byproducts.....		311224-4	12/79	134.889	136.831	136.634	139.745	142.269
Soybean cake and meal.....		311224-41	12/09	92.926	91.657	92.836	94.918	97.383
Other soybean products, including isolates and concentrates.....		311224-42	12/09	191.696	250.512	221.959	227.564	218.692
Cotton linters.....		311224-7	06/85	228.741	229.072	229.950	229.801	227.698
Other crude and refined vegetable oils and other vegetable mill products.....		311224-9	12/11	201.678	198.599	199.231	198.204	198.204
Other crude vegetable oils, including linseed, peanut, sunflower, safflower, etc.....		311224-91	01/99	391.751	388.334	390.907	386.430	386.430
Other vegetable oil mill products, including all oil seed cake and meal.....		311224-93	12/85	321.489	312.771	309.768	310.001	310.001
Secondary products and miscellaneous receipts.....		311224-SM						
Miscellaneous products.....		311224-M	12/11	131.294	126.635	123.669	119.144	114.217
Fats and oils refining and blending.....	311225		12/81	398.334	404.820	391.286	388.912	383.208
Primary products.....		311225-P	12/81	427.332	439.192	421.204	412.447	404.867
Shortening and cooking oils.....		311225-2	12/81	407.518	420.595	401.224	389.455	380.307
Margarine, butter blends, and butter substitutes.....		311225-4	02/04	173.362	172.736	172.261	174.193	—
Secondary products and miscellaneous receipts.....		311225-SM						
Secondary products.....		311225-S	02/04	180.188	162.108	166.622	176.121	—
Breakfast cereal manufacturing.....	31123		12/03	155.763	158.116	158.118	160.108	160.265
Breakfast cereal manufacturing.....	311230		12/83	259.087	263.001	263.005	266.315	266.575
Primary products.....		311230-P	12/83	267.675	272.372	272.372	276.057	276.057
Breakfast cereal.....		311230-1	12/83	266.301	270.974	270.974	274.640	274.640
Secondary products and miscellaneous receipts.....		311230-SM						
Sugar & confectionery product mfg.....	3113		12/84	244.130	246.036	246.728	248.011	253.076
Sugar mfg.....	31131		12/03	180.362	180.221	181.783	183.897	187.780
Beet sugar manufacturing.....	311313		06/82	187.376	184.600	185.935	186.650	192.188
Primary products.....		311313-P	06/82	191.793	188.896	190.242	190.978	196.695
Beet sugar.....		311313-0	06/82	195.005	192.060	193.429	194.177	199.990
Secondary products and miscellaneous receipts.....		311313-SM1						
Cane sugar manufacturing.....	311314		12/11	110.461	111.386	112.453	114.261	116.122
Primary products.....		311314-P	12/11	110.664	111.506	112.547	114.383	116.243
Raw cane sugar and sugarcane mill products and byproducts.....		311314-1	06/82	207.281	208.002	210.322	217.107	219.854
Refined granulated cane sugar and byproducts.....		311314-3	06/82	237.039	239.544	241.472	242.921	247.454
Secondary products and miscellaneous receipts.....		311314-SM						
Nonchocolate confectionery mfg.....	31134		12/03	174.724	176.300	177.550	178.239	184.812
Nonchocolate confectionery manufacturing.....	311340		12/03	174.671	176.247	177.496	178.185	184.756
Primary products.....		311340-P	12/03	175.846	177.401	178.880	179.609	186.558
Nonchocolate-type confectioneries.....		311340-5	06/83	268.921	271.746	274.215	275.756	278.799
Other confectionery-type products.....		311340-7	06/91	223.126	223.126	233.871	233.871	233.871

See footnotes at end of table.

Table 11. Producer price indexes for net output of selected industries and their products, not seasonally adjusted — Continued
[February 2023]

Title ¹	Industry code	Product code	Index base	Unadjusted index ²				
				Oct. 2022	Nov. 2022 ^P	Dec. 2022 ^P	Jan. 2023 ^P	Feb. 2023 ^P
Nonchocolate confectionery manufacturing - Continued								
Secondary products and miscellaneous receipts.....		311340-SM						
Secondary products.....		311340-S	12/03	184.231	186.390	186.188	186.252	186.888
Chocolate and confectionery manufacturing.....	31135		12/11	123.098	124.644	124.273	124.468	125.664
Chocolate and confectionery mfg. from cacao.....	311351		12/11	137.586	139.148	139.521	140.037	138.561
Primary products.....		311351-P	12/11	136.161	137.892	138.306	138.821	137.348
Chocolate coatings, made from cacao beans.....		311351-1	12/11	152.725	154.402	154.836	153.690	150.924
Chocolate/chocolate-type confectionery products, made from cacao beans.....		311351-4	12/11	125.784	125.784	125.784	125.784	125.784
Other chocolate and cocoa products, made from cacao beans.....		311351-7	12/11	133.051	136.453	137.243	138.368	136.189
Secondary products and miscellaneous receipts.....		311351-SM1						
Confectionery mfg. from purchased chocolate.....	311352		12/11	116.907	118.457	117.762	117.836	120.035
Primary products.....		311352-P	12/11	116.997	118.830	117.991	118.049	120.383
Chocolate/confectionery products, made from purchased chocolate.....		311352-3	12/11	115.690	117.611	116.720	116.778	119.087
Secondary products and miscellaneous receipts.....		311352-SM						
Miscellaneous receipts.....		311352-M	12/11	136.723	136.723	136.723	136.723	136.723
Fruit & vegetable preserving & specialty food mfg.....	3114		12/84	236.736	239.716	240.279	243.082	244.904
Frozen food manufacturing.....	31141		12/03	168.120	171.605	172.007	172.777	174.965
Frozen fruit and vegetable manufacturing.....	311411		06/81	317.333	327.971	328.279	329.985	338.823
Primary products.....		311411-P	06/81	280.992	288.426	288.550	290.371	298.879
Frozen fruits, juices, ades, drinks, and cocktails.....		311411-1	06/81	222.239	232.773	232.730	230.952	237.597
Frozen fruits.....		311411-11	12/90	285.919	281.003	280.903	276.674	277.178
Frozen vegetables.....		311411-4	06/81	312.143	318.811	318.996	322.227	331.715
Frozen vegetables, other than potato products.....		311411-47	12/11	140.925	142.284	142.487	142.418	143.048
Frozen potato products (French-fried, patties, puffs, etc.).....		311411-48	12/11	142.507	146.729	146.729	149.380	156.525
Secondary products and miscellaneous receipts.....		311411-SM						
Miscellaneous receipts.....		311411-M	06/97	477.974	527.379	527.379	535.613	605.602
Frozen specialty food manufacturing.....	311412		12/82	195.663	197.614	198.310	199.105	199.731
Primary products.....		311412-P	12/82	199.505	201.363	202.184	202.939	203.549
Frozen dinners (beef, pork, and poultry pies) and nationality foods, incl. frozen pizza.....		311412-1	12/82	180.602	182.605	183.527	184.411	185.047
Other frozen specialties, incl. all whipped topping, waffles, soups, etc., excluding seafood.....		311412-4	06/91	222.690	223.117	223.117	222.908	223.152
Secondary products and miscellaneous receipts.....		311412-SM						
Secondary products.....		311412-S	12/82	184.600	190.304	188.435	200.710	199.393
Fruit & vegetable canning, pickling & drying.....	31142		12/03	185.106	186.407	186.846	190.046	190.734
Fruit and vegetable canning.....	311421		06/81	272.134	275.353	276.063	279.740	280.790
Primary products.....		311421-P	06/81	272.593	275.906	276.729	280.064	280.481
Canned catsup and other tomato based sauces.....		311421-D	06/81	233.124	235.196	236.433	236.461	237.483
Canned jams, jellies, and preserves.....		311421-G	06/81	257.936	258.012	257.804	261.861	262.140
Canned and fresh fruit juices, nectars, and concentrates.....		311421-K	12/11	127.695	129.368	129.237	136.052	136.080
Pickles and other pickled products, including horseradish.....		311421-Q	06/81	330.045	332.002	331.971	331.971	332.549
Canned fruits, excluding baby foods.....		311421-1	06/81	317.940	318.855	319.390	326.536	328.045
Canned vegetables.....		311421-5	06/81	292.058	298.730	301.655	297.197	296.493
Secondary products and miscellaneous receipts.....		311421-SM						
Miscellaneous receipts.....		311421-M	06/81	157.884	162.879	153.107	153.522	168.122
Secondary products.....		311421-S	06/81	317.663	318.611	323.173	338.388	334.047
Specialty canning.....	311422		12/82	314.005	314.453	314.945	318.005	319.610
Primary products.....		311422-P	12/82	338.040	338.702	339.428	343.205	343.705
Canned baby foods and other canned specialty/nationality foods.....		311422-5	06/08	143.214	143.067	143.067	149.700	149.700
Canned soups and stews, excluding frozen and seafood.....		311422-6	12/82	456.872	457.658	457.658	457.658	458.673
Canned dry beans.....		311422-7	12/82	195.188	196.224	198.629	198.629	198.629
Secondary products and miscellaneous receipts.....		311422-SM						
Dried and dehydrated food manufacturing.....	311423		12/82	283.890	283.310	284.106	296.159	296.409
Primary products.....		311423-P	12/82	297.437	296.248	297.280	310.751	310.926
Soup mixes (including dried/dehydrated/freeze-dried) and bouillon.....		311423-1	12/82	224.384	214.006	214.006	226.032	226.032
Dried and dehydrated fruits and vegetables, including freeze-dried.....		311423-5	12/82	286.799	289.457	290.909	296.464	296.701
Secondary products and miscellaneous receipts.....		311423-SM						
Dairy product mfg.....	3115		12/84	251.921	251.901	250.172	245.880	242.288
Dairy product (except frozen) mfg.....	31151		12/03	180.790	180.725	179.372	176.102	173.263
Fluid milk manufacturing.....	311511		12/82	298.944	303.045	302.064	300.690	297.678
Primary products.....		311511-P	12/82	277.467	281.665	280.251	278.209	275.006
Yogurt, except frozen.....		311511-A	12/82	176.757	176.681	176.667	176.723	176.751
Perishable dairy product substitutes.....		311511-D	12/91	155.767	155.767	166.059	169.161	169.161
Fluid milk and cream, bulk sales.....		311511-1	12/91	248.616	249.098	243.951	231.382	226.961

See footnotes at end of table.

Table 11. Producer price indexes for net output of selected industries and their products, not seasonally adjusted — Continued
[February 2023]

Title ¹	Industry code	Product code	Index base	Unadjusted index ²				
				Oct. 2022	Nov. 2022 ^P	Dec. 2022 ^P	Jan. 2023 ^P	Feb. 2023 ^P
Fluid milk manufacturing - Continued								
Fluid milk and related products, packaged (incl. cartons, bottles, cans, etc.) excl. U.H.T.....		311511-5	12/82	296.805	303.917	301.523	298.979	293.902
Whole fluid milk, packaged, excluding U.H.T. and flavored.....		311511-51	12/82	276.725	283.406	281.026	278.934	272.065
Fluid milk, lowfat, incl. 2.0, 1.0, and 0.5 percent packaged, excl. U.H.T. and flavored.....		311511-52	12/82	302.914	310.865	308.100	307.888	303.696
Fat free or skim milk, packaged, excluding U.H.T. and flavored.....		311511-53	12/82	301.144	310.190	309.654	309.547	311.547
Other fluid milk related products, incl. heavy & light cream, unflavored sour cream, etc.....		311511-59	06/98	261.828	265.813	263.454	257.420	252.693
Cottage cheese (including bakers', pot, and farmers' cheese).....		311511-7	12/82	313.911	317.509	313.660	312.941	315.615
Other packaged milk products incl. flavored milks, eggnog, buttermilk etc.....		311511-9	12/91	273.554	278.754	277.694	285.095	283.404
Secondary products and miscellaneous receipts.....		311511-SM						
Miscellaneous receipts.....		311511-M	12/82	460.269	463.339	461.453	471.463	457.091
Secondary products.....		311511-S	12/82	258.455	261.152	264.038	268.876	270.542
Creamery butter manufacturing.....	311512		06/84	227.083	206.690	198.323	173.572	173.264
Primary products.....		311512-P	06/84	223.570	203.493	195.254	170.887	170.584
Creamery butter.....		311512-0	06/84	223.570	203.493	195.254	170.887	170.584
Cheese manufacturing.....	311513		06/81	221.741	221.497	222.117	219.113	214.629
Primary products.....		311513-P	06/81	201.588	200.555	201.955	200.041	195.710
Raw liquid whey.....		311513-A	12/04	300.854	257.728	240.284	234.369	211.265
Natural cheese (cheddar, Swiss, Italian, brick, cream, grated, dried etc.) excl. cottage cheese.....		311513-1	06/81	188.399	187.748	190.246	188.579	185.769
Natural cheese, except lowfat, shipped in consumer packages or containers (3 lbs. or less).....		311513-1111	12/04	144.083	143.687	143.852	143.468	142.423
Natural cheese, except lowfat, shipped in packages or containers (more than 3 lbs.) or bulk.....		311513-1121	12/04	129.335	128.875	131.620	129.042	125.524
Lowfat natural cheese, except cottage cheese, shipped in consumer packages (3 lbs. or less).....		311513-1131	06/10	113.189	113.210	113.213	113.723	113.542
Lowfat natural cheese, except cottage cheese, shipped in packages (more than 3 lbs.) or in bulk.....		311513-1141	06/10	144.215	142.583	148.546	147.703	145.735
Process cheese and related products.....		311513-4	06/81	210.040	207.571	203.703	201.094	190.611
Process cheese, shipped in consumer packages or containers (3 lbs. or less)...		311513-41	06/10	138.779	135.837	133.296	129.568	125.190
All other process cheese and related products.....		311513-49	06/10	156.235	155.562	152.672	152.574	142.436
Process cheese, shipped in packages or containers (more than 3 lbs.) or in bulk.....		311513-4921	06/10	144.392	153.947	152.868	150.734	146.650
Cheese food, spread, and other related products.....		311513-4961	12/11	134.887	124.428	120.388	121.911	109.145
Secondary products and miscellaneous receipts.....		311513-SM						
Miscellaneous receipts.....		311513-M	06/81	256.545	258.493	253.717	270.170	262.990
Secondary products.....		311513-S	06/81	281.348	287.763	281.854	268.898	265.475
Dry, condensed, and evaporated dairy products.....	311514		12/83	230.085	228.189	221.568	217.118	211.795
Primary products.....		311514-P	12/83	246.761	245.824	241.793	238.466	233.553
Ice cream mixes and related products.....		311514-A	04/00	158.847	158.257	155.468	155.054	151.706
Dairy product substitutes.....		311514-D	06/92	178.397	185.733	185.729	185.769	185.739
Dry milk products and mixtures.....		311514-1	12/83	216.131	213.551	208.402	203.574	197.183
Milk products, shipped in consumer-type cans, excluding substitutes.....		311514-5	12/83	326.417	326.587	325.247	328.346	327.674
Concentrated milk products shipped in bulk (barrels, drums, and tanks).....		311514-7	12/83	189.966	179.237	171.368	168.457	168.081
Secondary products and miscellaneous receipts.....		311514-SM						
Secondary products.....		311514-S	12/83	158.254	154.857	144.444	132.768	—
Ice cream and frozen dessert mfg.....	31152		12/03	170.553	171.186	171.200	170.344	170.982
Ice cream and frozen dessert manufacturing.....	311520		06/83	274.044	275.060	275.082	273.705	274.731
Primary products.....		311520-P	06/83	276.628	277.572	277.598	277.201	278.096
Ice cream and frozen dessert manufacturing.....		311520-0	06/83	276.628	277.572	277.598	277.201	278.096
Ice cream, incl. custards (excl. lowfat and nonfat) shipped in bulk (containers 3 gal or more).....		311520-01	06/83	283.069	283.158	281.595	277.131	276.646
Ice cream, incl. custards (excl. lowfat and nonfat) shipped in sizes less than 3 gallons.....		311520-02	06/83	274.457	276.344	276.530	271.494	273.469
Ice cream, including custards (excluding lowfat and nonfat), novelty forms.....		311520-03	06/92	211.350	211.672	211.811	212.983	212.677
Ice cream, including custards, lowfat and nonfat.....		311520-04	12/98	158.802	158.802	158.802	165.699	165.747
Frozen desserts containing fats other than butterfat (incl. soy, rice, almond, oats, etc.).....		311520-06	12/22	—	—	100.000	104.928	104.858
Other frozen desserts (yogurt, sherbet, water ices, mellorine, frozen pudding, gelato, etc.).....		311520-09	12/98	205.424	205.500	205.553	212.629	212.731
Secondary products and miscellaneous receipts.....		311520-SM						
Miscellaneous receipts.....		311520-M	06/83	301.347	304.533	304.533	304.533	304.533
Secondary products.....		311520-S	06/83	—	—	—	189.122	192.791
Animal slaughtering & processing.....	31161		12/84	219.463	221.604	215.980	219.430	215.058
Animal, except poultry, slaughtering.....	311611		12/80	222.799	227.010	229.104	238.005	229.244
Primary products.....		311611-P	12/80	217.926	222.487	224.547	233.377	224.699
Pork, fresh/frozen, unprocessed, all cuts, except sausage, made in slaughtering plants.....		311611-A	12/80	146.075	146.303	137.653	141.911	134.092

See footnotes at end of table.

Table 11. Producer price indexes for net output of selected industries and their products, not seasonally adjusted — Continued
[February 2023]

Title ¹	Industry code	Product code	Index base	Unadjusted index ²				
				Oct. 2022	Nov. 2022 ^p	Dec. 2022 ^p	Jan. 2023 ^p	Feb. 2023 ^p
Animal, except poultry, slaughtering - Continued								
Pork, processed or cured, not canned or made into sausage, made in slaughtering plants.....		311611-G	12/80	256.496	248.138	251.013	243.503	218.816
Fresh and processed sausage, deli, and cooked meats, made in slaughtering plants.....		311611-J	12/80	326.174	333.772	323.747	323.655	319.215
Hides, skins, and pelts, made in slaughtering plants.....		311611-Q	12/80	102.504	94.496	94.455	93.723	93.586
Miscellaneous byproducts of slaughtering plants.....		311611-R	12/80	682.087	700.010	673.151	665.213	604.754
Beef, fresh or frozen, not canned or made into sausage, made in slaughtering plants.....		311611-1	12/80	223.728	230.250	239.160	254.804	250.888
Beef, fresh/frozen whole/half carcass, not canned or made into sausage, misp...		311611-10	12/80	240.036	272.966	241.837	264.992	264.004
Beef, fresh/frozen variety meats, not canned or made into sausage, made in slaughtering plants.....		311611-16	12/80	257.956	269.882	266.416	282.843	261.312
Beef, fresh/frozen, primal and subprimal cuts, made in slaughtering plants.....		311611-17	12/95	197.821	202.024	212.638	225.988	223.338
Lamb/mutton, fresh or frozen, not canned or made into sausage, made in slaughtering plants.....		311611-7	12/95	194.246	318.699	317.588	316.610	316.718
Secondary products and miscellaneous receipts.....		311611-SM						
Miscellaneous receipts.....		311611-M	06/01	434.305	424.502	423.135	425.870	424.047
Secondary products.....		311611-S	12/80	210.272	206.800	210.684	210.483	209.596
Meat processed from carcasses.....	311612		12/82	231.894	229.418	228.468	222.571	223.050
Primary products.....		311612-P	12/82	225.426	222.841	221.829	215.946	216.497
Other processed, frozen, or cooked meats, made from purchased carcasses.....		311612-A	12/82	213.419	211.643	210.901	206.084	208.920
Boxed meat (beef, pork, lamb, etc.), made from purchased carcasses.....		311612-A1	06/08	133.953	132.921	133.308	122.351	125.969
Frozen ground meat patties and other processed, frozen, or cooked meats, mfpc.....		311612-A5	09/16	124.919	123.841	123.018	122.700	123.779
Pork, processed or cured, not canned or made into sausage, mfpc.....		311612-1	12/82	193.823	188.097	188.707	180.003	176.293
Pork, sweet-pickled, dry-cured, or dry salt, not canned or made into sausage, mfpc.....		311612-11	09/16	127.629	126.984	126.958	126.893	127.041
Smoked hams and picnics, excluding canned, made from purchased carcasses.....		311612-12	06/08	160.863	161.532	162.007	141.702	145.462
Smoked slab bacon, made from purchased carcasses.....		311612-13	09/16	169.271	154.483	149.914	147.579	147.097
Smoked sliced bacon, made from purchased carcasses.....		311612-14	06/08	191.634	177.050	178.773	175.177	166.411
Other smoked pork, not canned or made into sausage, made from purchased carcasses.....		311612-15	06/08	166.741	166.547	165.435	163.731	163.815
Boiled ham, barbecue pork, and other cooked pork, except canned meats and sausage, mfpc.....		311612-16	06/08	144.150	147.447	147.892	141.696	135.434
Sausage and similar products, excluding canned, made from purchased carcasses.....		311612-4	12/82	255.222	255.070	250.919	246.953	248.083
Fresh sausage (pork sausage, breakfast links, etc.), excluding canned, mfpc.....		311612-41	12/82	316.129	315.753	302.427	293.190	294.737
Dry or semidry sausage (salami, cervelat, pepperoni, summer sausage, pork roll, etc), mfpc.....		311612-42	12/82	240.195	239.448	236.440	233.884	234.502
Frankfurters, including wieners, excluding canned, made from purchased carcasses.....		311612-43	12/82	271.504	271.748	270.829	272.381	272.407
Other sausage (smoked or cooked) & jellied goods & similar preparations, excluding canned, mfpc.....		311612-44	12/82	215.318	216.006	216.704	212.956	215.216
Secondary products and miscellaneous receipts.....		311612-SM						
Secondary products.....		311612-S	12/82	248.858	248.797	249.177	247.708	245.039
Rendering and meat byproduct processing.....	311613		12/82	387.599	383.719	383.877	381.278	376.072
Primary products.....		311613-P	12/82	370.789	367.659	368.680	366.988	361.977
Lard, inedible tallow, and other greases, excluding wool grease.....		311613-2	12/82	550.254	553.075	531.331	529.769	479.252
Animal and marine feed and fertilizer byproducts.....		311613-5	12/82	262.926	258.199	266.735	265.181	277.853
Meat and bone meal.....		311613-51	12/82	197.633	203.809	212.849	217.049	217.203
Animal and marine feed and fertilizer byproducts, except meat and bone meal..		311613-52	12/82	347.757	331.312	339.851	329.749	360.763
Secondary products and miscellaneous receipts.....		311613-SM						
Poultry processing.....	311615		12/81	205.607	208.686	188.700	193.119	190.171
Primary products.....		311615-P	12/81	210.075	213.358	192.551	197.108	194.244
Processed poultry and small game (except soups), containing 20 percent or more poultry or meat.....		311615-D	12/81	159.627	178.013	132.157	150.749	138.088
Young chickens, including bulk, chilled, frozen, whole, and in parts.....		311615-1	12/81	221.487	213.796	205.668	201.697	206.587
Turkeys (including frozen, whole, and parts).....		311615-7	12/81	310.844	310.955	309.952	310.071	303.274
Other poultry and small game (including frozen), whole, and parts.....		311615-9	12/90	301.056	309.222	309.616	311.273	303.113
Secondary products and miscellaneous receipts.....		311615-SM						
Secondary products.....		311615-S	12/81	44.688	42.461	42.593	42.111	36.967
Seafood product preparation & packaging.....	3117		12/03	193.466	192.666	191.666	191.303	190.097
Seafood product preparation and packaging.....	31171		12/03	193.466	192.666	191.666	191.303	190.097
Seafood product preparation and packaging.....	311710		12/11	135.434	134.873	134.173	133.918	133.074
Primary products.....		311710-P	12/11	135.289	134.590	133.838	133.570	132.742
Prepared frozen shellfish.....		311710-3	12/96	197.883	194.205	192.854	190.225	187.394
Seafood canning.....		311710-5	12/84	268.106	268.106	268.106	-	-
Prepared fresh fish/seafood, inc. surimi/surimi-based products.....		311710-6	12/82	429.483	428.174	431.207	430.447	430.064
Prepared frozen fish.....		311710-7	12/82	333.879	337.375	329.124	330.251	325.182
Other prepared fresh and frozen seafood.....		311710-9	12/96	180.800	172.974	178.840	180.393	184.441

See footnotes at end of table.

Table 11. Producer price indexes for net output of selected industries and their products, not seasonally adjusted — Continued
 [February 2023]

Title ¹	Industry code	Product code	Index base	Unadjusted index ²				
				Oct. 2022	Nov. 2022 ^p	Dec. 2022 ^p	Jan. 2023 ^p	Feb. 2023 ^p
Seafood product preparation and packaging - Continued								
Secondary products and miscellaneous receipts.....		311710-SM						
Miscellaneous receipts.....		311710-M	12/82	253.938	257.365	257.272	—	—
Secondary products.....		311710-S	12/82	—	—	—	160.775	161.126
Bakeries & tortilla mfg.....	3118		12/03	181.381	183.383	183.482	185.173	186.131
Bread & bakery product mfg.....	31181		12/03	191.420	193.929	194.228	195.624	196.800
Retail bakeries.....	311811		12/03	220.418	220.418	221.832	223.818	225.715
Primary products.....		311811-P	12/99	241.498	241.498	243.082	245.673	248.045
Retail bakery products.....		311811-0	12/99	241.498	241.498	243.082	245.673	248.045
Secondary products and miscellaneous receipts.....		311811-SM						
Miscellaneous receipts.....		311811-M	06/07	233.884	233.884	233.884	—	—
Commercial bakeries.....	311812		06/80	429.667	437.583	437.488	439.142	441.893
Primary products.....		311812-P	06/80	422.899	432.009	431.705	433.069	435.866
Bread (white, wheat, rye, etc.), including frozen.....		311812-1	06/80	427.504	431.396	433.823	430.754	430.950
White pan bread.....		311812-15	12/11	137.458	138.233	138.772	139.017	139.631
White hearth bread (French, Italian, etc.).....		311812-16	12/11	139.973	140.705	140.778	140.778	143.070
Dark wheat breads (whole wheat, cracked wheat, multigrain, etc.).....		311812-17	12/11	132.608	133.389	135.145	134.233	132.331
Other variety breads (rye, unleavened, raisin, potato, self-rising, salt-free, canned, etc.).....		311812-18	12/11	123.368	126.063	126.806	123.280	122.802
Rolls, bread-type (including muffins, bagels, and croissants), including frozen.....		311812-5	06/80	393.651	415.830	412.333	413.696	418.836
Rolls, hamburger and wiener.....		311812-51	12/11	126.462	137.124	137.836	137.414	137.090
All other rolls, bread-type (incl. muffins, bagels, and croissants).....		311812-59	12/11	142.302	146.283	142.923	144.240	147.988
Soft cakes, excluding frozen.....		311812-7	06/80	470.752	466.984	465.099	468.240	470.969
Other sweet goods, excluding frozen.....		311812-9	06/80	429.943	433.471	433.030	446.054	449.610
Secondary products and miscellaneous receipts.....		311812-SM						
Miscellaneous receipts.....		311812-M	06/80	506.649	509.660	508.154	510.663	510.663
Secondary products.....		311812-S	06/80	411.512	405.905	409.786	414.212	416.100
Frozen cakes and other pastries manufacturing.....	311813		06/91	228.256	226.650	228.474	234.191	234.826
Primary products.....		311813-P	12/82	328.745	325.945	328.901	337.653	338.410
Frozen cakes, pies, and other pastries.....		311813-0	12/82	328.745	325.945	328.901	337.653	338.410
Secondary products and miscellaneous receipts.....		311813-SM						
Secondary products.....		311813-S	06/91	186.008	186.653	186.950	189.076	—
Cookie, cracker & pasta mfg.....	31182		12/03	166.100	167.023	166.983	169.651	170.301
Cookie and cracker manufacturing.....	311821		06/83	256.519	256.519	256.519	256.519	257.379
Primary products.....		311821-P	06/83	254.913	254.913	254.913	254.913	255.467
Crackers, biscuits, and related products.....		311821-2	06/83	251.596	251.596	251.596	251.596	251.643
Saltines and all other crackers, cracker meal and crumbs, and biscuits.....		311821-24	01/12	101.181	101.181	101.181	101.181	101.200
Cookies, wafers, and ice cream cones and cups (excluding frozen).....		311821-4	06/83	255.985	255.985	255.985	255.985	256.888
Secondary products and miscellaneous receipts.....		311821-SM						
Secondary products.....		311821-S	06/83	267.456	267.456	267.456	267.456	270.990
Dry pasta, dough, and flour mixes manufacturing from purchased flour.....	311824		06/85	260.006	262.530	262.421	269.693	270.816
Primary products.....		311824-P	12/11	138.060	138.526	138.859	142.963	143.433
Prepared flour mixes (incl refrigerated & frozen doughs & batters) made from purchased flour.....		311824-1	06/85	246.567	247.767	248.626	248.766	248.293
Flour mixes (refrigerated & frozen doughs & batters), ex cake mixes, made from purchased flour.....		311824-12	06/85	243.677	244.960	245.878	246.024	245.531
Dry macaroni, spaghetti and egg noodle products (excluding canned or frozen)....		311824-3	06/85	285.536	285.536	285.536	310.841	314.884
Secondary products and miscellaneous receipts.....		311824-SM						
Secondary products.....		311824-S	06/85	330.033	330.843	330.843	330.965	333.974
Tortilla mfg.....	31183		12/03	166.358	170.117	169.179	168.087	168.589
Tortilla manufacturing.....	311830		12/03	166.359	170.119	169.181	168.089	168.591
Primary products.....		311830-P	06/91	203.216	208.753	207.341	205.972	206.620
Tortillas, sold in bulk or packages, excluding frozen or canned.....		311830-0	06/91	203.216	208.753	207.341	205.972	206.620
Secondary products and miscellaneous receipts.....		311830-SM						
Miscellaneous receipts.....		311830-M	12/03	133.948	133.948	133.948	133.948	133.948
Secondary products.....		311830-S	12/03	174.978	175.040	175.188	174.354	174.365
Other food manufacturing.....	3119		12/03	181.297	183.322	184.833	183.371	177.515
Snack food mfg.....	31191		12/03	174.579	176.452	175.543	173.420	175.122
Roasted nuts and peanut butter manufacturing.....	311911		12/03	154.572	154.333	151.685	146.133	145.707
Primary products.....		311911-P	12/03	153.976	153.722	150.955	145.772	145.314
Nuts and seeds (salted, roasted, cooked, or blanched).....		311911-1	06/91	196.369	195.927	192.236	184.703	183.887
Nuts (salted, roasted, cooked, or blanched), sold in bulk.....		311911-11	06/91	165.619	163.695	158.023	151.243	150.992
Canned nuts (salted, roasted, cooked, or blanched).....		311911-12	06/91	155.149	159.261	154.856	153.679	149.183
All other packaged nuts, including all types of seeds (salted, roasted, cooked, or blanched).....		311911-13	06/91	262.850	259.419	259.527	259.090	251.299

See footnotes at end of table.

Table 11. Producer price indexes for net output of selected industries and their products, not seasonally adjusted — Continued
[February 2023]

Title ¹	Industry code	Product code	Index base	Unadjusted index ²				
				Oct. 2022	Nov. 2022 ^P	Dec. 2022 ^P	Jan. 2023 ^P	Feb. 2023 ^P
Roasted nuts and peanut butter manufacturing - Continued								
Peanut butter.....		311911-4	12/85	228.150	228.564	225.555	226.681	228.220
Secondary products and miscellaneous receipts.....		311911-SM						
Secondary products.....		311911-S	06/91	157.792	157.792	157.515	158.309	159.196
Other snack food manufacturing.....	311919		06/91	230.870	234.584	234.584	234.584	238.322
Primary products.....		311919-P	12/85	262.312	266.940	266.940	266.940	271.289
Potato chips and sticks, plain and flavored.....		311919-1	12/85	247.562	251.836	251.836	251.836	256.752
Corn chips and related products.....		311919-4	12/85	262.291	270.565	270.565	270.565	270.565
Other chips, sticks (hard pretzels, bacon rinds, popcorn (except candied), etc.)...		311919-7	12/03	183.371	183.380	183.380	183.380	189.350
Secondary products and miscellaneous receipts.....		311919-SM						
Coffee & tea mfg.....	31192		12/03	174.652	175.643	176.161	176.071	176.816
Coffee and tea manufacturing.....	311920		06/81	244.219	245.605	246.329	246.203	247.245
Primary products.....		311920-P	06/81	230.233	231.647	232.386	232.266	233.254
Roasted coffee.....		311920-1	06/81	244.711	246.444	247.476	246.977	246.977
Coffee, concentrated, including coffee substitutes.....		311920-5	06/81	206.380	206.380	206.380	206.380	206.380
Tea in consumer packages.....		311920-7	12/85	162.755	163.014	162.526	164.787	172.365
Secondary products and miscellaneous receipts.....		311920-SM						
Miscellaneous receipts.....		311920-M	12/00	220.466	220.466	220.466	220.466	220.466
Flavoring syrup & concentrate mfg.....	31193		12/03	156.332	156.332	156.500	162.465	161.655
Flavoring syrup and concentrate manufacturing.....	311930		12/85	231.940	231.940	232.189	241.044	239.894
Primary products.....		311930-P	12/85	241.540	241.540	241.829	251.158	251.158
Liquid beverage bases, excluding use by soft drink bottlers.....		311930-1	12/85	304.533	304.533	310.091	310.934	310.934
Soft drink flavoring syrup, sold in bulk.....		311930-6	05/15	129.007	129.007	129.007	138.184	138.184
Other flavoring agents (except chocolate syrups).....		311930-8	12/85	157.810	157.810	157.810	162.865	162.865
Secondary products and miscellaneous receipts.....		311930-SM						
Secondary products.....		311930-S	06/07	160.563	160.564	160.564	-	-
Seasoning & dressing mfg.....	31194		12/03	185.651	186.668	186.835	186.995	187.242
Mayonnaise, dressing, and sauce manufacturing.....	311941		12/03	173.189	175.200	175.296	175.297	175.793
Primary products.....		311941-P	06/81	315.106	316.035	316.035	316.035	316.927
Vinegar and cider.....		311941-1	12/85	177.232	177.232	177.232	177.232	177.232
Prepared sauces, excluding tomato-based sauces and sauces comprised of 20 percent or more meat.....		311941-4	06/81	247.141	248.541	248.541	248.541	249.336
Mayonnaise, salad dressings, and sandwich spreads.....		311941-7	06/81	335.434	336.084	336.084	336.084	337.009
Spoon-type salad dressing incl. mayonnaise, sandwich spreads, refrigerated dressings, semisolid.....		311941-75	06/07	178.675	179.350	179.350	179.350	180.056
Pourable-type salad dressing (reduced calorie, cheese, vinegar and oil, etc.)...		311941-76	06/07	161.920	161.920	161.920	161.920	162.076
Secondary products and miscellaneous receipts.....		311941-SM						
Miscellaneous receipts.....		311941-M	06/94	147.282	147.282	147.282	147.282	147.282
Secondary products.....		311941-S	06/81	254.069	268.791	269.674	269.694	270.521
Spice and extract manufacturing.....	311942		12/03	191.450	191.445	191.676	192.019	191.954
Primary products.....		311942-P	12/03	193.558	193.553	193.797	194.128	194.064
Table salt (evaporated), pepper (white and black), and other spices.....		311942-1	06/85	263.892	263.863	262.977	264.420	264.143
Pepper and other spices in commercial sizes (1 lb or more).....		311942-16	05/17	110.747	110.653	110.806	110.561	110.152
Flavoring extracts, emulsions, liquid flavors, and food colorings.....		311942-6	12/85	355.638	355.638	355.638	355.638	355.638
Dry mix food preparations.....		311942-7	06/91	163.121	163.121	164.294	164.294	164.294
Secondary products and miscellaneous receipts.....		311942-SM						
All other food mfg.....	31199		12/03	201.223	205.743	212.700	207.339	183.698
Perishable prepared food manufacturing.....	311991		12/03	155.825	165.346	168.673	162.644	148.465
Primary products.....		311991-P	12/85	223.171	237.667	242.872	233.956	212.925
Perishable prepared foods.....		311991-0	12/85	223.171	237.667	242.872	233.956	212.925
Secondary products and miscellaneous receipts.....		311991-SM						
Miscellaneous receipts.....		311991-M	12/03	225.535	228.316	229.395	229.781	229.704
All other miscellaneous food manufacturing.....	311999		12/03	240.520	239.983	250.383	246.255	212.676
Primary products.....		311999-P	12/03	241.007	237.513	251.525	247.190	212.107
All other miscellaneous manufactured foods.....		311999-0	12/03	241.007	237.513	251.525	247.190	212.107
Secondary products and miscellaneous receipts.....		311999-SM						
Beverage & tobacco mfg.....	312		12/03	188.324	190.441	189.941	195.257	195.937
Beverage mfg.....	3121		12/84	225.905	227.618	226.672	234.625	233.433
Soft drink & ice mfg.....	31211		12/03	174.726	175.149	173.738	186.093	183.515
Soft drink manufacturing.....	312111		06/81	290.175	290.909	287.535	311.608	306.284
Primary products.....		312111-P	06/81	299.284	300.357	295.784	321.229	315.451
Soft drinks, non-carbonated.....		312111-A	12/00	186.071	186.500	176.962	211.747	192.913
Soft drinks, non-carbonated, all other types.....		312111-A3	06/07	128.490	129.574	129.543	133.748	133.821
Soft drinks, non-carbonated, fruit drinks, cocktails, ades.....		312111-A4	12/11	144.920	144.473	130.546	167.787	146.343

See footnotes at end of table.

Table 11. Producer price indexes for net output of selected industries and their products, not seasonally adjusted — Continued
[February 2023]

Title ¹	Industry code	Product code	Index base	Unadjusted index ²				
				Oct. 2022	Nov. 2022 ^P	Dec. 2022 ^P	Jan. 2023 ^P	Feb. 2023 ^P
Soft drink manufacturing - Continued								
Soft drinks, bottled, canned, glass, plastic, carbonated.....		312111-2	12/11	155.741	156.390	156.568	162.881	165.448
Secondary products and miscellaneous receipts.....		312111-SM						
Miscellaneous receipts.....		312111-M	06/81	219.397	217.698	221.012	209.724	210.949
Secondary products.....		312111-S	06/81	309.657	310.530	311.462	322.972	327.084
Bottled water manufacturing.....	312112		12/03	110.224	110.246	111.871	112.216	112.605
Primary products.....		312112-P	12/03	108.767	108.771	110.456	110.800	111.182
Bottled water.....		312112-O	12/00	106.794	106.798	108.452	108.790	109.165
Secondary products and miscellaneous receipts.....		312112-SM						
Miscellaneous receipts.....		312112-M	12/03	114.457	114.936	114.936	114.936	114.936
Secondary products.....		312112-S2	09/18	137.752	137.701	137.692	137.087	139.551
Ice manufacturing.....	312113		12/85	283.202	286.252	301.088	301.088	306.627
Primary products.....		312113-P	12/85	271.862	274.871	289.505	289.505	294.922
Ice, manufactured (cubed, crushed, etc.), including can or block.....		312113-O	12/03	182.130	184.145	193.949	193.949	197.578
Secondary products and miscellaneous receipts.....		312113-SM						
Miscellaneous receipts.....		312113-M	08/98	167.044	167.044	167.044	167.044	167.617
Breweries.....	31212		12/03	152.354	152.576	152.091	152.969	153.543
Breweries.....	312120		06/82	228.549	228.882	228.154	229.471	230.332
Primary products.....		312120-P	06/82	227.111	227.449	226.709	228.197	229.166
Canned beer and ale case goods.....		312120-1	06/82	236.823	238.037	236.771	238.335	239.492
Bottled beer and ale case goods.....		312120-5	06/82	199.119	198.451	198.215	200.689	200.689
Beer and ale in barrels and kegs.....		312120-7	06/82	311.425	311.853	311.683	312.830	314.572
All other malt beverages and brewing products.....		312120-9	06/82	180.302	180.327	180.266	181.225	182.367
Secondary products and miscellaneous receipts.....		312120-SM						
Miscellaneous receipts.....		312120-M	12/02	159.445	159.445	159.445	159.445	159.445
Wineries.....	31213		12/03	137.731	143.484	143.484	143.659	144.202
Wineries.....	312130		12/83	191.396	199.388	199.388	199.632	200.392
Primary products.....		312130-P	12/83	196.452	205.179	205.179	205.437	206.102
Wines, brandy, and brandy spirits.....		312130-O	12/98	140.278	146.509	146.509	146.694	147.168
Wines, white, red, and rose grape, and other fruits, 14 percent or less alcohol...		312130-08	12/11	114.596	114.597	114.597	114.623	114.985
Wines, white grape, 14 percent or less alcohol content.....		312130-0811	12/83	168.096	168.096	168.096	167.729	168.600
Wines, red grape, 14 percent or less alcohol content.....		312130-0821	12/83	217.410	217.414	217.414	217.950	218.284
Wines, rose grape and other fruits and berries, 14 percent or less alcohol.....		312130-0831	12/11	142.935	142.935	142.935	143.484	142.937
Wines, dessert, effervescent, and wine coolers.....		312130-09	12/11	119.698	121.012	121.012	123.244	123.291
All other wines, brandy, and brandy spirits.....		312130-0B	06/06	133.826	161.222	161.222	161.842	162.778
Secondary products and miscellaneous receipts.....		312130-SM						
Miscellaneous receipts.....		312130-M	12/91	152.009	152.009	152.009	152.009	155.497
Distilleries.....	31214		12/03	109.675	110.064	111.594	111.641	111.641
Distilleries.....	312140		06/83	180.506	181.144	183.664	183.729	183.729
Primary products.....		312140-P	06/83	175.594	176.136	178.689	178.689	178.689
Distilled liquor, excluding brandy.....		312140-2	07/98	82.239	83.221	85.691	85.691	85.691
Distilled whiskey, all other distilled liquor, excluding brandy.....		312140-22	12/11	129.163	129.463	129.463	129.463	129.463
Bottled liquor, excluding brandy.....		312140-5	06/83	199.242	198.203	198.203	198.203	198.203
Bottled whiskey.....		312140-5B	06/12	101.922	101.922	101.922	101.922	101.922
Bottled gin, vodka, rum, cordials, cocktails, and similar compounds.....		312140-5C	06/12	104.383	103.205	103.205	103.205	103.205
Secondary products and miscellaneous receipts.....		312140-SM						
Miscellaneous receipts.....		312140-M	08/83	183.324	187.838	187.838	196.495	196.495
Tobacco mfg.....	3122		12/84	994.093	1,011.678	1,011.726	1,027.155	1,046.816
Tobacco manufacturing.....	31223		12/82	1,088.369	1,107.621	1,107.674	1,124.567	1,146.093
Tobacco manufacturing.....	312230		12/11	181.357	184.565	184.574	187.389	190.976
Primary products.....		312230-P	12/11	186.099	189.464	189.473	192.349	196.040
Tobacco stemming and redrying.....		312230-O	06/84	116.830	118.687	118.687	119.716	119.716
Tobacco, unstemmed leaf, redried before packing.....		312230-01	12/03	118.234	121.865	121.865	122.249	122.249
Tobacco, stemmed.....		312230-04	06/84	106.995	106.995	106.995	108.675	108.675
Cigarettes, excluding electronic.....		312230-1	12/82	1,195.104	1,218.374	1,218.374	1,239.559	1,265.766
Other tobacco products.....		312230-9	12/03	222.927	225.250	225.326	225.794	228.038
Cigars.....		312230-91	12/82	613.250	613.250	613.250	613.371	613.371
Chewing and smoking tobacco.....		312230-94	12/82	921.060	932.836	933.217	935.671	947.637
Secondary products and miscellaneous receipts.....		312230-SM						
Textile mills.....	313		12/03	175.091	174.586	172.762	171.631	171.910
Fiber, yarn, and thread mills.....	3131		12/84	188.971	186.226	181.057	175.801	175.899
Fiber, yarn, and thread mills.....	31311		12/84	188.971	186.226	181.057	175.801	175.899
Fiber, yarn, and thread mills.....	313110		12/11	131.560	129.649	126.050	122.391	122.459

See footnotes at end of table.

Table 11. Producer price indexes for net output of selected industries and their products, not seasonally adjusted — Continued
[February 2023]

Title ¹	Industry code	Product code	Index base	Unadjusted index ²				
				Oct. 2022	Nov. 2022 ^P	Dec. 2022 ^P	Jan. 2023 ^P	Feb. 2023 ^P
Fiber, yarn, and thread mills - Continued								
Primary products.....		313110-P	12/11	131.489	129.579	125.982	122.325	122.393
Spun yarns.....		313110-4	12/82	177.517	173.751	164.959	158.022	157.090
Cotton spun yarns.....		313110-42	05/22	93.696	91.487	86.675	82.040	80.981
Rayon, acetate, and lyocell spun yarns.....		313110-45	12/82	187.092	178.092	178.092	175.968	175.968
Noncellulosic fiber and other natural fiber (excluding cotton and wool) spun yarns.....		313110-47	12/96	165.957	163.032	154.541	146.120	144.217
Other noncellulosic fiber & other natural fiber yarns, spun & finished in the same est.....		313110-475	12/11	—	—	—	132.182	130.722
Textured and twisted yarns.....		313110-6	12/82	217.963	216.679	217.184	213.634	215.213
Textured/cripped/bulked filament yarns, incl. stretch yarn, made from purchased filament yarn.....		313110-6H	12/82	—	—	—	232.456	234.564
Fabric mills.....	3132		12/03	162.434	162.489	162.541	163.785	164.389
Broadwoven fabric mills.....	31321		12/03	158.230	158.361	158.433	160.641	160.288
Broadwoven fabric mills.....	313210		12/03	158.182	158.312	158.385	160.592	160.239
Primary products.....		313210-P	12/03	157.000	156.974	157.050	159.293	158.928
Fabricated textile products, made in weaving mills.....		313210-W	12/06	146.006	146.008	146.008	147.346	147.346
Cotton broadwoven fabrics.....		313210-4	09/21	114.660	114.583	114.280	114.131	113.654
Manmade, silk, and other natural fiber (excluding cotton and wool) broadwoven fabrics.....		313210-8	09/21	109.797	109.792	109.935	110.517	110.296
Greige manmade, silk, and other natural fiber (exc cotton/wool) broadwoven fabrics.....		313210-81	06/11	119.564	119.481	119.579	120.402	120.010
Finished manmade, silk, & natural fiber (exc cotton/wool) broadwoven, finished in weaving mills.....		313210-83	06/81	184.779	185.005	185.424	185.665	185.883
Secondary products and miscellaneous receipts.....		313210-SM						
Narrow fabric mills and schiffli embroidery.....	31322		06/84	240.580	240.493	241.819	246.604	245.931
Narrow fabric mills and schiffli embroidery.....	313220		06/84	243.901	243.813	245.161	250.011	249.328
Primary products.....		313220-P	06/84	246.021	245.920	247.459	252.424	251.721
Woven narrow fabrics (12 inches or less in width).....		313220-2	06/84	232.456	232.287	234.942	241.971	241.971
Braided narrow fabrics (12 inches or less in width).....		313220-4	06/84	368.587	368.572	368.572	366.984	358.997
Secondary products and miscellaneous receipts.....		313220-SM						
Secondary products.....		313220-S	06/84	281.840	281.840	282.093	282.879	283.146
Nonwoven fabric mills.....	31323		12/03	154.254	154.316	154.120	154.584	155.878
Nonwoven fabric mills.....	313230		12/85	184.208	184.283	184.048	184.599	186.137
Primary products.....		313230-P	12/85	189.780	189.864	189.599	190.170	191.762
Nonwoven fabrics.....		313230-1	12/85	192.323	192.318	192.045	192.825	194.824
Pressed, punched, or needled felts, excluding hats.....		313230-5	12/85	171.044	173.444	172.448	172.006	174.140
Secondary products and miscellaneous receipts.....		313230-SM1						
Knit fabric mills.....	31324		12/03	164.270	164.173	164.777	165.918	165.898
Knit fabric mills.....	313240		12/11	138.150	138.069	138.577	139.537	139.520
Primary products.....		313240-P	12/11	134.746	134.655	135.276	136.215	136.199
Weft (circular) knit fabrics.....		313240-2	06/81	162.300	162.307	162.351	162.351	162.281
Weft (circular) knit fabrics, greige goods (excluding hosiery).....		313240-21	06/81	164.312	164.312	164.312	164.312	164.312
Weft (circular) knit fabrics, knit and finished in the same establishment (excl hosiery).....		313240-23	12/94	162.086	162.096	162.165	162.165	162.055
Other knit fabrics and laces.....		313240-4	06/81	175.602	175.351	176.961	179.407	179.439
Warp knit fabrics, greige goods (excluding hosiery).....		313240-41	06/81	232.828	231.240	231.240	231.813	231.143
Warp knit fabrics, knit and finished in same establishment.....		313240-43	12/03	141.809	141.809	143.669	147.346	147.728
Secondary products and miscellaneous receipts.....		313240-SM1						
Textile and fabric finishing mills.....	3133		12/03	195.791	195.890	192.732	190.415	190.204
Textile and fabric finishing mills.....	31331		12/03	201.237	201.249	196.913	192.816	191.201
Textile and fabric finishing mills.....	313310		12/11	158.834	158.844	155.422	152.194	150.922
Primary products.....		313310-P	12/11	160.908	160.919	157.274	153.897	152.566
Textile and fabric finishing, except broadwoven.....		313310-B	12/03	184.974	184.447	183.392	176.087	165.197
Finished broadwoven fabrics, finished in finishing mills.....		313310-4	12/03	215.191	215.601	208.421	205.446	207.843
Commission finishing of cotton broadwoven fabrics.....		313310-43	06/84	295.274	296.992	298.521	314.185	315.784
Other finished broadwoven fabrics (excl. cotton and wool), finished in finishing mills.....		313310-45	06/84	333.217	332.197	310.493	290.727	290.727
Other commission finishing of broadwoven fabrics (excl. cotton & wool).....		313310-47	06/84	284.967	288.307	292.460	296.796	303.924
Secondary products and miscellaneous receipts.....		313310-SM						
Fabric coating mills.....	31332		12/03	190.211	190.530	190.165	191.688	194.561
Fabric coating mills.....	313320		06/85	268.603	269.053	268.537	270.688	274.745
Primary products.....		313320-P	06/85	261.984	262.346	261.809	263.923	267.910
Vinyl coated fabrics, including expanded vinyl coated.....		313320-1	06/85	264.915	263.724	263.710	264.272	263.143
Rubber coated fabrics, garments, and footwear.....		313320-4	12/03	208.782	208.782	208.782	208.782	215.933
Coated or laminated fabrics and coated yarns, incl. impregnated fabrics.....		313320-5	06/06	154.244	154.887	154.376	156.179	159.508

See footnotes at end of table.

Table 11. Producer price indexes for net output of selected industries and their products, not seasonally adjusted — Continued
[February 2023]

Title ¹	Industry code	Product code	Index base	Unadjusted index ²				
				Oct. 2022	Nov. 2022 ^p	Dec. 2022 ^p	Jan. 2023 ^p	Feb. 2023 ^p
Fabric coating mills - Continued								
Secondary products and miscellaneous receipts.....		313320-SM						
Secondary products.....		313320-S	06/85	208.433	214.831	214.508	214.528	214.508
Textile product mills.....	314		12/03	156.690	157.698	156.858	158.142	157.782
Textile furnishings mills.....	3141		12/03	153.080	154.168	152.425	153.036	152.873
Carpet and rug mills.....	31411		12/84	188.464	190.413	186.970	187.975	187.709
Carpet and rug mills.....	314110		06/90	172.485	174.264	171.112	172.032	171.789
Primary products.....		314110-P	06/90	174.269	175.653	172.418	173.349	173.126
Carpet and rugs.....		314110-0	06/90	174.269	175.653	172.418	173.349	173.126
Secondary products and miscellaneous receipts.....		314110-SM						
Curtain and linen mills.....	31412		12/03	156.653	156.722	157.166	157.166	157.162
Curtain and linen mills.....	314120		06/83	183.259	183.340	183.862	183.863	183.857
Primary products.....		314120-P	06/83	181.776	181.776	181.776	181.776	181.776
Curtains and draperies, made from purchased materials.....		314120-1	06/84	223.457	223.457	223.457	223.457	223.457
Other household textile products, made from purchased materials.....		314120-8	06/83	179.176	179.176	179.176	179.176	179.176
Bedspreads, made from purchased materials.....		314120-83	06/83	152.318	152.318	152.318	152.318	152.318
Other household furnishings, made from purchased materials.....		314120-89	06/83	164.669	164.669	164.669	164.669	164.669
Secondary products and miscellaneous receipts.....		314120-SM						
Miscellaneous receipts.....		314120-M	06/83	190.469	190.469	195.325	195.325	195.325
Secondary products.....		314120-S	06/83	245.937	249.444	250.765	250.804	250.402
Other textile product mills.....	3149		12/03	159.458	160.345	160.730	162.933	162.303
Textile bag and canvas mills.....	31491		12/03	165.283	165.300	165.831	167.249	167.258
Textile bag and canvas mills.....	314910		12/11	137.920	137.935	138.378	139.560	139.568
Primary products.....		314910-P	12/11	139.471	139.471	139.983	141.000	141.007
Textile bags.....		314910-1	12/85	203.678	203.678	203.678	214.875	—
Canvas and related products.....		314910-5	12/85	361.135	361.135	362.733	362.733	362.751
Secondary products and miscellaneous receipts.....		314910-SM						
Miscellaneous receipts.....		314910-M	12/11	115.661	115.661	115.661	115.661	115.661
Secondary products.....		314910-S	12/11	159.842	160.211	160.236	163.669	163.684
All other textile product mills.....	31499		12/03	155.560	156.833	157.149	159.714	158.782
Rope, twine, tire cord, and tire fabric mills.....	314994		12/11	121.088	118.417	118.214	119.573	116.926
Primary products.....		314994-P	12/11	119.244	116.413	116.196	117.371	114.717
Rope, cordage, and twine.....		314994-4	06/85	277.884	276.585	275.202	288.113	287.441
Tire cord and tire fabrics.....		314994-7	06/84	164.513	158.802	158.802	155.919	149.805
Secondary products and miscellaneous receipts.....		314994-SM						
Miscellaneous receipts.....		314994-M	12/11	139.885	139.537	139.537	150.743	150.743
All other miscellaneous textile product mills.....	314999		12/03	147.834	150.526	151.008	153.736	153.736
Primary products.....		314999-P	12/03	147.503	150.142	150.638	153.654	153.654
Embroideries (excluding Schiffl machine products) and embroidery contractors. ...		314999-6	12/11	126.052	126.820	126.820	128.051	128.051
Trimmings and findings, excluding automobile and apparel.....		314999-7	12/03	199.376	199.376	185.040	198.066	198.066
All other miscellaneous fabricated textile products.....		314999-8	12/03	144.198	147.524	147.989	151.297	151.297
Secondary products and miscellaneous receipts.....		314999-SM						
Miscellaneous receipts.....		314999-M	12/03	165.919	172.682	172.465	174.355	174.355
Secondary products.....		314999-S	12/03	136.585	136.585	137.489	137.489	137.489
Apparel manufacturing.....	315		12/03	124.787	125.515	125.521	126.043	126.112
Apparel knitting mills.....	3151		12/84	137.885	137.885	137.885	137.646	137.646
Apparel Knitting Mills.....	31512		12/22	—	—	100.000	99.826	99.826
Apparel knitting mills.....	315120		12/22	—	—	100.000	99.826	99.826
Primary products.....		315120-P	12/22	—	—	100.000	99.822	99.822
Hosiery and socks.....		315120-1	12/10	116.152	116.152	116.152	115.896	115.896
Hosiery and socks.....		315120-10	05/20	106.937	106.937	106.937	106.702	106.702
Other apparel knitting mills.....		315120-2	12/11	111.992	111.992	111.992	111.992	—
Secondary products and miscellaneous receipts.....		315120-SM						
Cut and sew apparel manufacturing.....	3152		12/03	121.943	122.886	122.882	123.529	123.621
Cut and sew apparel contractors.....	31521		12/03	117.359	120.860	120.860	120.860	120.860
Cut and sew apparel contractors.....	315210		12/11	111.933	115.272	115.272	115.272	115.272
Primary products.....		315210-P	12/11	111.857	115.352	115.352	115.352	115.352
Contract receipts for women's, girls', and infants' apparel.....		315210-2	12/03	111.391	111.391	—	—	—
Contract receipts for men's and boys' (including unisex) apparel.....		315210-4	12/03	133.059	142.997	142.997	142.997	142.997
Contract receipts for men's and boys' pants, work apparel, and other outerwear.....		315210-48	06/07	113.802	123.826	123.826	123.826	123.826
Secondary products and miscellaneous receipts.....		315210-SM						

See footnotes at end of table.

Table 11. Producer price indexes for net output of selected industries and their products, not seasonally adjusted — Continued
 [February 2023]

Title ¹	Industry code	Product code	Index base	Unadjusted index ²				
				Oct. 2022	Nov. 2022 ^p	Dec. 2022 ^p	Jan. 2023 ^p	Feb. 2023 ^p
Cut and sew apparel contractors - Continued								
Cut and sew apparel manufacturing (except contractors).....	31525		12/22	—	—	100.000	100.695	100.795
Cut and sew apparel manufacturing (except contractors).....	315250		12/22	—	—	100.000	100.695	100.794
Primary products.....		315250-P	12/22	—	—	100.000	100.699	100.800
Men's and boys' cut and sew apparel manufacturing.....		315250-1	12/11	135.146	135.945	135.945	136.747	137.004
Men's and boys' nightwear, robes, and underwear, made from purchased fabrics.....		315250-11	12/03	165.532	165.532	165.532	165.532	165.532
Men's and boys' suits, coats, and overcoats, made from purchased fabrics.....		315250-12	12/80	—	—	—	214.476	214.476
Men's and boys' shirts, except work shirts, made from purchased fabrics.....		315250-13	06/83	182.047	182.047	182.047	186.487	186.487
Men's and boys' pants, except work pants, made from purchased fabrics.....		315250-14	12/81	—	—	—	287.302	287.302
Men's and boys' work clothing, made from purchased fabrics.....		315250-15	12/81	173.232	174.304	174.304	174.304	175.682
Men's and boys' other outerwear, made from purchased fabrics.....		315250-16	12/83	213.596	218.236	218.236	220.500	220.841
Women's, girls', and infants' cut and sew apparel manufacturing.....		315250-2	12/11	107.067	107.018	107.010	107.010	107.071
Women's and girls' lingerie and nightwear, made from purchased fabrics.....		315250-21	12/03	118.337	118.337	118.337	118.337	118.337
Women's and girls' blouses and shirts, made from purchased fabrics.....		315250-22	06/83	175.370	175.370	175.370	175.370	175.370
Women's and girls' dresses, made from purchased fabrics.....		315250-23	12/80	132.216	132.216	132.216	132.216	132.216
Women's and girls' suits, coats, and skirts, made from purchased fabrics.....		315250-24	12/82	127.742	127.731	127.731	127.731	128.381
Women's and girls' other outerwear, made from purchased fabrics.....		315250-25	06/83	109.116	108.919	108.885	108.885	108.991
Other cut and sew apparel manufacturing.....		315250-3	12/22	—	—	100.000	102.882	102.987
Fur and leather apparel, made from purchased materials.....		315250-31	12/03	197.986	201.366	201.366	204.519	204.519
All other cut and sew apparel, made from purchased materials.....		315250-32	12/03	152.194	152.194	152.194	156.876	157.059
Secondary products and miscellaneous receipts.....		315250-SM						
Miscellaneous receipts.....		315250-M	12/11	—	—	—	124.384	124.384
Secondary products.....		315250-S	12/11	121.985	122.194	122.194	122.194	122.212
Accessories and other apparel manufacturing.....	3159		12/03	157.497	157.497	157.601	158.334	158.335
Accessories and other apparel manufacturing.....	31599		12/03	157.494	157.494	157.597	158.331	158.331
Accessories and other apparel manufacturing.....	315990		12/11	141.678	141.678	141.771	142.428	142.428
Primary products.....		315990-P	12/11	136.577	136.577	136.702	137.243	137.243
All other accessories and apparel.....		315990-B	12/03	137.193	137.193	137.491	137.491	137.491
Leather belts, made from purchased materials.....		315990-BC	06/85	173.027	173.027	173.027	173.027	173.027
All other apparel accessories, made from purchased materials.....		315990-BE	12/11	136.635	136.635	136.997	136.997	136.997
Hats, caps, and millinery products.....		315990-4	12/90	254.792	254.792	254.792	255.638	255.638
Men's and boys' fabric, straw, and felt hats, made from purchased materials.....		315990-41	12/90	277.937	277.937	277.937	277.937	277.937
Women's, girls', and infants' fabric, straw, and felt hats, made from purchased materials.....		315990-43	12/90	159.903	159.903	159.903	159.903	159.903
Hat bodies and fabric caps, made from purchased materials.....		315990-45	12/90	256.523	256.523	256.523	264.464	264.464
Gloves and mittens, made from purchased materials.....		315990-7	12/03	179.729	179.729	179.729	183.085	183.085
Secondary products and miscellaneous receipts.....		315990-SM						
Miscellaneous receipts.....		315990-M	12/11	157.917	157.917	157.917	158.468	158.468
Secondary products.....		315990-S	12/11	135.966	135.966	135.966	139.391	139.402
Leather and allied product manufacturing.....	316		12/84	198.157	198.061	197.733	200.160	200.418
Leather and hide tanning and finishing.....	3161		06/81	204.629	203.041	201.058	203.460	201.973
Leather and hide tanning and finishing.....	31611		06/81	204.629	203.041	201.058	203.460	201.973
Leather and hide tanning and finishing.....	316110		06/81	204.483	202.895	200.913	203.313	201.828
Primary products.....		316110-P	06/81	200.655	199.039	197.022	199.387	197.923
Finished and unfinished leather.....		316110-1	12/97	110.089	109.033	107.716	109.046	108.149
Tanning or finishing leather owned by others, and furs, dressed and dyed or bleached.....		316110-2	06/11	130.158	130.158	130.158	131.344	131.344
Contract and commission receipts for tanning or finishing leather owned by others.....		316110-21	06/81	205.601	205.601	205.601	207.833	207.833
Secondary products and miscellaneous receipts.....		316110-SM						
Footwear manufacturing.....	3162		12/03	155.908	156.275	156.392	156.404	157.692
Footwear manufacturing.....	31621		12/03	155.908	156.275	156.392	156.404	157.692
Footwear manufacturing.....	316210		12/11	137.815	138.140	138.243	138.254	139.393
Primary products.....		316210-P	12/11	136.656	136.962	137.074	137.090	138.243
Rubber and plastics footwear, including athletic footwear.....		316210-1	12/80	164.202	164.202	164.794	164.968	164.968
Men's footwear (size 6 and larger), excluding athletic.....		316210-2	12/93	200.567	201.376	201.376	201.376	204.423
Women's footwear (size 4 and larger), excluding athletic.....		316210-5	12/93	146.468	146.550	146.550	146.550	146.554
Secondary products and miscellaneous receipts.....		316210-SM						
Miscellaneous receipts.....		316210-M	12/11	163.742	165.436	165.436	165.436	165.744
Other leather product manufacturing.....	3169		12/03	149.157	149.263	149.359	153.216	153.256
Other leather product manufacturing.....	31699		12/03	149.157	149.263	149.359	153.217	153.256
Other leather and allied product manufacturing.....	316990		12/22	—	—	100.000	102.582	102.609
Primary products.....		316990-P	12/22	—	—	100.000	102.614	102.637
Women's and children's handbags and purses.....		316990-1	06/06	132.814	132.814	132.867	132.867	133.000

See footnotes at end of table.

Table 11. Producer price indexes for net output of selected industries and their products, not seasonally adjusted — Continued
[February 2023]

Title ¹	Industry code	Product code	Index base	Unadjusted index ²				
				Oct. 2022	Nov. 2022 ^P	Dec. 2022 ^P	Jan. 2023 ^P	Feb. 2023 ^P
Other leather and allied product manufacturing - Continued								
All other leather goods and allied products.....		316990-2	12/11	129.065	129.217	129.340	133.695	133.695
Luggage (including suitcases, travel bags, backpacks, and other types).....		316990-21	12/84	157.819	157.819	157.819	166.247	166.247
Personal leather goods (excluding women's handbags and purses).....		316990-22	06/82	202.682	202.682	202.682	203.131	203.131
Boot and shoe cut stock and findings.....		316990-24	12/06	133.762	133.762	133.762	133.762	133.762
All other miscellaneous leather goods.....		316990-25	12/03	168.052	168.493	168.847	173.017	173.017
Secondary products and miscellaneous receipts.....		316990-SM						
Miscellaneous receipts.....		316990-M	12/11	150.425	150.425	150.425	154.213	154.304
Wood product manufacturing.....	321		12/03	195.832	192.851	188.965	186.711	186.495
Sawmills and wood preservation.....	3211		12/03	157.309	154.404	149.105	148.265	149.682
Sawmills and wood preservation.....	32111		12/03	157.309	154.404	149.105	148.265	149.682
Sawmills.....	321113		12/80	222.396	217.434	208.916	208.160	210.473
Primary products.....		321113-P	12/03	149.411	146.111	139.400	138.942	140.590
Hardwood lumber, made in sawmills.....		321113-1	12/03	108.917	98.655	94.384	108.119	103.954
Softwood lumber, made in sawmills.....		321113-3	12/03	154.124	152.808	143.648	135.309	140.217
Softwood dressed lumber, less than 2 inches in nominal thickness, not edge worked.....		321113-32	06/12	178.061	182.457	183.508	180.865	171.188
Softwood dressed 2-inch lumber, 2 inches in nominal thickness only, not edge worked.....		321113-33	06/12	168.899	166.809	149.008	135.163	146.706
Softwood dressed lumber and timbers, more than 2 inches in nominal thickness, not edge worked.....		321113-34	06/12	155.472	150.384	149.923	137.642	139.966
Wood chips, excluding field chips.....		321113-5	12/80	144.438	143.083	146.387	146.319	146.544
Wood ties, siding, shingles, and shakes, and contract sawing of logs owned by others.....		321113-7	12/03	168.263	168.108	170.306	172.382	172.362
Secondary products and miscellaneous receipts.....		321113-SM						
Wood preservation.....	321114		06/85	285.566	285.020	280.934	277.689	278.908
Primary products.....		321114-P	06/85	276.207	276.641	273.062	271.456	272.935
Wood poles, piles, and posts owned and treated by the same establishment.....		321114-1	06/85	403.232	405.641	410.026	405.563	402.399
Other wood products owned and treated by the same establishment.....		321114-5	06/85	243.255	243.331	237.103	236.116	241.176
Receipts for treating wood owned by others w/ arsenical chemicals, creosote, & other chemicals.....		321114-9	06/85	222.248	221.123	220.040	228.840	229.614
Secondary products and miscellaneous receipts.....		321114-SM						
Plywood and engineered wood product mfg.....	3212		12/03	201.905	196.307	188.722	183.350	180.270
Plywood and engineered wood product mfg.....	32121		12/03	201.905	196.307	188.722	183.350	180.270
Hardwood veneer and plywood manufacturing.....	321211		06/85	235.161	234.189	232.620	236.043	234.124
Primary products.....		321211-P	06/85	247.347	245.351	244.749	247.405	245.294
Hardwood veneer, including veneer backed with paper, cloth, or other flexible material.....		321211-1	12/03	141.241	141.718	142.043	142.548	142.840
Hardwood plywood.....		321211-4	12/12	173.254	170.478	169.190	170.220	165.226
Hardwood veneered panels, including two-ply veneers.....		321211-7	06/85	241.773	240.473	241.420	251.183	252.263
Secondary products and miscellaneous receipts.....		321211-SM						
Softwood veneer and plywood manufacturing.....	321212		12/80	283.275	266.955	265.208	256.965	252.974
Primary products.....		321212-P	12/80	296.045	275.373	268.983	259.989	256.736
Softwood veneer, incl. veneer backed w/ paper, cloth, or other flexible material.....		321212-1	12/80	224.575	210.029	199.321	194.084	186.355
Softwood plywood products: rough, sanded, and specialties.....		321212-4	12/11	201.152	186.844	183.859	176.950	177.561
Secondary products and miscellaneous receipts.....		321212-SM						
Secondary products.....		321212-S	12/80	264.914	265.717	284.365	281.968	269.612
Engineered wood member manufacturing.....	321215		12/22	—	—	100.000	98.937	95.604
Primary products.....		321215-P	12/22	—	—	100.000	99.278	96.131
Engineered wood members (excluding trusses).....		321215-1	12/06	239.648	231.928	231.167	231.167	228.220
Laminated veneer lumber.....		321215-11	12/03	273.040	273.040	271.646	271.646	271.646
Other engineered structural wood members, excluding trusses & laminated veneer lumber.....		321215-12	12/03	300.826	282.695	282.247	282.247	276.558
Wood trusses.....		321215-2	12/03	330.430	314.060	304.536	301.449	289.557
Secondary products and miscellaneous receipts.....		321215-SM						
Reconstituted wood product manufacturing.....	321219		06/91	303.836	302.911	277.471	259.689	260.106
Primary products.....		321219-P	06/91	304.379	303.428	277.880	259.423	259.423
Hardboard products.....		321219-B	12/11	185.427	185.012	184.017	183.059	183.059
Particleboard made from particleboard produced at the same location.....		321219-1	12/82	395.518	396.228	389.377	391.796	391.796
Secondary products and miscellaneous receipts.....		321219-SM						
Other wood product manufacturing.....	3219		12/03	208.272	206.622	205.216	203.997	204.444
Millwork.....	32191		12/03	200.386	198.959	196.729	196.235	199.037
Wood window and door manufacturing.....	321911		12/03	202.906	202.454	200.602	200.403	206.952
Primary products.....		321911-P	12/03	200.054	199.620	197.716	197.529	204.106
Wood window units.....		321911-1	06/83	359.830	359.830	359.830	359.830	374.203
Double hung wood window units.....		321911-11	06/13	160.299	160.299	160.299	160.299	166.511

See footnotes at end of table.

Table 11. Producer price indexes for net output of selected industries and their products, not seasonally adjusted — Continued
[February 2023]

Title ¹	Industry code	Product code	Index base	Unadjusted index ²				
				Oct. 2022	Nov. 2022 ^P	Dec. 2022 ^P	Jan. 2023 ^P	Feb. 2023 ^P
Wood window and door manufacturing - Continued								
Casement wood window units.....		321911-12	06/13	176.415	176.415	176.415	176.415	183.420
All other wood window units, including horizontal sliding, awning and single hung.....		321911-13	06/13	151.009	151.009	151.009	151.009	157.605
Wood sash, excluding sash shipped in window units.....		321911-3	06/83	362.135	362.135	362.135	362.135	378.432
Wood window & door frames, incl. door frames in door units, excl. window frames in window units.....		321911-5	06/83	266.883	261.592	243.074	240.429	241.062
Wood panel, flush, & molded face doors, interior & exterior, incl. doors with glazed sections.....		321911-7	06/83	342.672	343.093	343.546	346.514	360.737
Other wood doors, incl. garage, patio, bifold, cabinet, screen, storm and louver. ..		321911-9	06/83	314.031	314.430	314.416	312.848	325.273
Secondary products and miscellaneous receipts.....		321911-SM						
Secondary products.....		321911-S	12/03	194.105	193.002	190.761	190.261	197.734
Cut stock, resawing lumber, and planing.....								
	321912		12/03	201.508	197.927	194.166	193.552	192.354
Primary products.....		321912-P	12/03	193.487	189.035	184.358	183.637	186.364
Softwood lumber, made from purchased lumber.....		321912-3	12/03	249.319	243.330	233.347	231.884	236.455
Hardwood cut stock and dimension.....		321912-6	06/84	272.910	269.383	266.124	266.124	266.124
Softwood cut stock and dimension.....		321912-8	12/80	240.221	235.893	225.400	219.709	227.095
Sawn wood fence stock, wood lath, and contract resawing and planing.....		321912-9	12/03	213.544	213.544	213.544	213.544	213.544
Secondary products and miscellaneous receipts.....		321912-SM						
Other millwork, including flooring.....								
	321918		12/03	191.315	191.047	190.158	189.303	189.103
Primary products.....		321918-P	12/03	188.837	188.179	187.120	187.242	187.490
Wood moldings.....		321918-2	06/83	380.545	380.545	377.017	374.622	373.428
Other wood millwork products, including stairwork, exterior millwork, and softwood flooring.....		321918-5	12/03	169.041	164.182	161.211	162.635	162.002
Hardwood flooring.....		321918-7	06/84	260.120	261.529	262.287	261.127	264.892
Hardwood flooring, other than oak and maple.....		321918-72	12/03	177.100	176.898	176.898	176.898	176.898
Oak and maple hardwood flooring.....		321918-73	06/84	234.513	236.087	236.905	235.788	239.410
Secondary products and miscellaneous receipts.....		321918-SM						
Miscellaneous receipts.....		321918-M	12/03	155.720	159.796	-	-	-
Secondary products.....		321918-S	12/03	252.806	257.020	238.424	236.605	230.982
Wood container and pallet manufacturing.....								
	32192		12/03	217.519	213.901	212.811	211.685	207.159
Wood container and pallet manufacturing.....								
	321920		12/03	217.505	213.886	212.797	211.671	207.146
Primary products.....		321920-P	12/03	210.602	206.695	205.858	204.767	200.393
Nailed and lock-corner wood boxes.....		321920-1	06/85	212.185	212.185	211.778	212.185	212.185
Wood box and crate shook.....		321920-3	06/85	261.519	246.384	244.760	244.760	245.679
Wood pallets and pallet containers, wood and metal combination.....		321920-5	12/03	228.522	224.499	223.537	222.195	216.795
Other wood container parts and wood containers.....		321920-7	12/03	125.120	125.120	125.120	125.120	-
Secondary products and miscellaneous receipts.....		321920-SM						
Miscellaneous receipts.....		321920-M	12/03	356.088	356.634	351.387	345.537	306.244
Secondary products.....		321920-S	12/03	188.831	187.593	185.554	185.252	186.185
All other wood product manufacturing.....								
	32199		12/03	205.447	204.789	204.960	202.464	201.948
Manufactured home, mobile home, manufacturing.....								
	321991		06/81	502.517	500.760	500.587	493.872	490.669
Primary products.....		321991-P	06/81	502.547	500.813	500.638	493.924	490.719
Manufactured homes (mobile homes), all width sizes (incl. multisection).....		321991-1	06/81	503.576	501.838	501.663	494.935	491.724
Secondary products and miscellaneous receipts.....		321991-SM						
Prefabricated wood building manufacturing.....								
	321992		12/84	402.552	406.514	409.367	398.542	398.111
Primary products.....		321992-P	12/84	393.529	395.124	394.864	384.013	383.590
Prefabricated stationary wood buildings, components (not sold as complete units).....		321992-1	12/89	189.533	189.118	189.118	205.125	205.125
Prefabricated stationary wood buildings, shipped in panel form (complete units) ..		321992-5	12/84	609.860	625.288	623.510	571.517	570.108
Prefabricated stationary wood buildings, precut packages (complete units).....		321992-6	12/84	521.020	521.410	521.056	514.407	513.923
Prefabricated stationary wood buildings, shipped in three-dimensional assemblies.....		321992-7	12/84	396.541	396.541	396.541	397.945	397.945
Prefabricated stationary wood buildings, three-dimensional assemblies, residential.....		321992-71	12/84	382.934	382.934	382.934	384.436	384.436
Prefabricated stationary wood buildings, three-dimensional assemblies, nonresidential.....		321992-72	12/84	499.489	499.489	499.489	499.686	499.686
Secondary products and miscellaneous receipts.....		321992-SM						
Miscellaneous receipts.....		321992-M	06/98	263.917	277.450	293.496	285.926	285.689
Miscellaneous wood product manufacturing.....								
	321999		12/03	142.517	140.913	140.653	140.718	140.739
Primary products.....		321999-P	06/84	212.218	209.616	209.155	208.408	208.546
All other miscellaneous wood products.....		321999-0	06/02	138.665	136.964	136.663	136.175	136.266
Secondary products and miscellaneous receipts.....		321999-SM						
Paper manufacturing.....								
	322		12/03	186.759	188.073	188.472	188.659	188.728
Pulp, paper & paperboard mills.....								
	3221		12/03	182.681	185.913	185.335	185.841	184.900
Pulp mills.....								
	32211		12/82	273.619	288.678	275.640	291.695	283.035
Pulp mills.....								
	322110		12/82	273.617	288.677	275.638	291.693	283.033

See footnotes at end of table.

Table 11. Producer price indexes for net output of selected industries and their products, not seasonally adjusted — Continued
 [February 2023]

Title ¹	Industry code	Product code	Index base	Unadjusted index ²				
				Oct. 2022	Nov. 2022 ^P	Dec. 2022 ^P	Jan. 2023 ^P	Feb. 2023 ^P
Pulp mills - Continued								
Primary products.....		322110-P	12/82	302.850	319.518	305.087	322.857	313.272
Special alpha and dissolving wood pulp, incl. sulfite and sulfate and other wood pulp.....		322110-6	12/11	138.123	146.804	138.934	147.474	142.511
All other miscellaneous pulp, other than wood, and pulp mill by-products, incl. turpentine.....		322110-9	06/88	438.290	449.226	444.087	459.505	459.505
Paper mills.....	32212		06/81	239.427	245.586	246.009	246.216	246.998
Paper mills.....	322120		12/03	163.800	168.021	168.181	168.358	168.838
Primary products.....		322120-P	12/03	164.762	167.542	167.175	168.108	168.749
Bleached bristol, clay-coated, uncoated, and industrial converted paper.....		322120-1	12/11	130.077	129.852	130.229	132.059	134.006
Construction paper.....		322120-2	12/11	—	—	—	138.360	138.360
Sanitary tissue paper products, made in paper mills.....		322120-4	06/83	236.033	244.484	242.365	245.480	244.619
Newsprint and uncoated ground-wood paper.....		322120-5	12/03	141.133	144.648	146.703	138.955	141.103
Newsprint.....		322120-51	06/81	181.086	179.427	175.259	—	—
Secondary products and miscellaneous receipts.....		322120-SM						
Paperboard mills.....	32213		12/82	394.598	395.390	393.922	392.636	388.501
Paperboard mills.....	322130		12/82	395.036	395.831	394.360	393.067	388.931
Primary products.....		322130-P	12/82	376.935	378.053	376.619	374.984	371.220
Bleached packaging and industrial converting paperboard.....		322130-B	05/21	128.594	130.842	130.842	130.842	130.842
Unbleached kraft packaging and industrial converting paperboard.....		322130-1	12/82	367.874	367.874	367.874	367.768	365.618
Recycled paperboard.....		322130-7	12/82	445.030	444.525	438.538	430.695	423.393
Secondary products and miscellaneous receipts.....		322130-SM						
Secondary products.....		322130-S	12/82	526.626	—	—	—	—
Converted paper product mfg.....	3222		12/03	191.822	191.866	192.728	192.696	193.072
Paper container mfg.....	32221		12/84	332.368	333.746	333.558	333.365	333.882
Corrugated and solid fiber box manufacturing.....	322211		03/80	452.167	451.937	450.380	448.378	448.696
Primary products.....		322211-P	03/80	453.875	453.655	452.006	449.734	449.939
Corrugated and solid fiber boxes, including pallets.....		322211-0	03/80	453.875	453.655	452.006	449.734	449.939
Corrugated shipping containers for food and beverages and carryout boxes for retail food.....		322211-01	03/80	379.724	378.626	378.346	376.072	375.257
Corrugated shipping containers for paper and allied products.....		322211-02	03/80	470.478	470.412	468.088	462.100	477.743
Corrugated shipping containers for metal and electrical machinery.....		322211-03	06/02	270.496	270.834	270.631	265.953	264.631
Corrugated shipping containers for all other end uses.....		322211-04	03/80	452.873	452.620	452.007	453.163	451.587
Corrugated paperboard in sheets and rolls, lined and unlined.....		322211-05	03/80	403.573	403.786	399.358	395.622	395.336
Other corrugated and solid fiber products, including containers, pallets, pads, etc.....		322211-09	06/02	262.825	262.825	262.736	263.664	261.062
Secondary products and miscellaneous receipts.....		322211-SM						
Miscellaneous receipts.....		322211-M	06/02	294.895	293.554	292.985	292.935	305.895
Secondary products.....		322211-S	12/90	213.368	214.999	214.999	218.602	218.661
Folding paperboard box manufacturing.....	322212		12/83	228.731	232.936	234.473	235.024	235.842
Primary products.....		322212-P	12/83	223.881	228.186	229.828	230.369	231.172
Folding paperboard boxes, packaging, and packaging components.....		322212-0	12/83	223.881	228.186	229.828	230.369	231.172
Secondary products and miscellaneous receipts.....		322212-SM						
Other paperboard container manufacturing.....	322219		12/11	143.616	144.298	144.632	146.956	147.400
Primary products.....		322219-P	12/11	148.277	149.068	149.313	151.933	152.433
Setup (rigid) paperboard boxes.....		322219-1	12/83	437.198	452.067	455.673	470.418	474.509
Paperboard fiber drums with ends of any material.....		322219-7	12/85	521.871	520.416	520.416	519.971	504.002
Fiber cans, tubes, and similar fiber products.....		322219-8	12/85	420.447	420.331	420.773	421.717	432.821
Fiber cans, all fiber and composite.....		322219-81	12/85	363.853	362.302	363.421	364.792	381.023
Fiber cores and tubes.....		322219-82	12/85	462.931	463.768	463.768	463.768	463.539
Paperboard cones, reels, spools, bobbins, blocks, and all vulcanized fiber products.....		322219-83	12/02	153.791	153.791	153.791	153.791	153.791
Secondary products and miscellaneous receipts.....		322219-SM						
Miscellaneous receipts.....		322219-M	12/11	109.747	109.747	109.747	—	—
Paper bag and coated and treated paper mfg.....	32222		12/03	175.767	175.043	176.111	176.344	176.570
Paper bag and coated and treated paper manufacturing.....	322220		12/11	133.607	133.059	133.872	134.049	134.221
Primary products.....		322220-P	12/11	132.662	132.503	133.644	133.732	133.970
Specialty bags, pouches, and liners, multiweb laminations and foil, except film-film.....		322220-C	12/83	304.120	307.937	308.647	312.325	311.551
Uncoated single-web paper grocers' bags and sacks and variety and shopping bags.....		322220-D	12/83	423.850	423.850	428.583	428.583	428.583
Laminated aluminum foil rolls and sheets for flexible packaging uses.....		322220-F	12/03	160.220	160.220	160.220	164.078	164.104
Pasted, lined, laminated, or surface-coated paperboard.....		322220-G	12/84	346.385	346.385	346.385	339.170	339.170
Single-web paper, rolls and sheets, including waxed, for flexible packaging uses.....		322220-H	12/87	289.676	289.676	291.202	294.108	294.108
Multiweb laminated rolls and sheets, except foil, for flexible packaging uses.....		322220-J	12/03	170.751	170.723	171.131	170.896	171.787
Printing paper, coated at establishments other than where paper was produced.....		322220-K	12/82	262.875	262.875	262.875	265.841	265.841
Pressure-sensitive products.....		322220-N	12/82	246.894	247.363	250.117	250.225	249.541

See footnotes at end of table.

Table 11. Producer price indexes for net output of selected industries and their products, not seasonally adjusted — Continued
 [February 2023]

Title ¹	Industry code	Product code	Index base	Unadjusted index ²				
				Oct. 2022	Nov. 2022 ^p	Dec. 2022 ^p	Jan. 2023 ^p	Feb. 2023 ^p
Paper bag and coated and treated paper manufacturing - Continued								
Wallcoverings		322220-7	06/85	182.992	182.992	182.992	182.992	182.992
Converted foil for nonpackaging applications		322220-8	06/13	123.754	123.754	123.754	123.754	121.419
Other coated and processed papers, except for packaging uses		322220-9	12/11	119.947	117.543	121.712	117.852	121.408
Secondary products and miscellaneous receipts		322220-SM						
Miscellaneous receipts		322220-M	12/11	136.931	122.741	115.646	116.378	112.970
Stationery product mfg.	32223		12/03	207.582	201.027	210.809	209.693	212.933
Stationery product manufacturing	322230		12/11	162.298	157.173	164.821	163.949	166.482
Primary products		322230-P	12/11	164.347	158.337	166.255	165.309	167.929
Die-cut paper and paperboard office supplies		322230-4	12/89	263.101	263.101	280.178	285.356	285.356
Envelopes, commercial, all types and materials		322230-5	12/84	262.030	262.666	263.879	260.037	259.383
Tablets, pads and related products		322230-9	06/85	250.865	259.559	264.748	268.154	276.743
Secondary products and miscellaneous receipts		322230-SM						
Miscellaneous receipts		322230-M	12/11	117.996	126.772	126.594	129.937	129.090
Other converted paper product mfg.	32229		12/03	145.131	146.275	146.166	146.443	146.245
Sanitary paper product manufacturing	322291		12/03	131.344	132.718	132.713	133.401	134.217
Primary products		322291-P	06/83	191.242	193.167	193.564	194.499	195.667
Disposable diapers and similar disposable products, made from purchased sanitary paper stock		322291-2	12/03	103.668	103.668	103.668	103.668	103.668
Sanitary tissue paper products, made from purchased sanitary paper stock or wadding		322291-5	12/03	162.423	166.242	167.031	168.554	170.457
Secondary products and miscellaneous receipts		322291-SM						
Miscellaneous receipts		322291-M	12/03	272.052	277.946	260.708	277.468	280.027
All other converted paper product mfg.	322299		12/03	180.094	180.602	180.226	179.149	175.671
Primary products		322299-P	12/03	175.886	176.343	176.259	175.404	172.642
Molded pulp goods, including egg cartons, florist pots, food trays, etc.		322299-1	12/03	187.111	188.212	191.282	192.396	190.627
Miscellaneous converted paper and paperboard products		322299-3	12/03	172.984	173.325	172.685	171.193	168.093
Secondary products and miscellaneous receipts		322299-SM						
Printing and related support activities	323		12/03	152.758	154.327	155.350	157.157	157.936
Printing and related support activities	3231		12/03	152.941	154.511	155.535	157.345	158.125
Printing	32311		12/03	154.401	156.032	157.083	158.949	159.735
Commercial screen printing	323113		12/03	127.115	127.119	128.090	129.106	129.137
Primary products		323113-P	12/03	126.668	126.668	127.652	128.760	128.760
Screen printing on garments, apparel accessories, and other fabric articles, excluding labels		323113-4	06/90	163.852	163.852	163.821	164.170	164.170
Screen printing (excluding on textiles, apparel, apparel accessories, and labels) ..		323113-6	12/06	120.249	120.249	123.343	126.928	126.928
Secondary products and miscellaneous receipts		323113-SM						
Miscellaneous receipts		323113-M	12/03	136.290	136.290	137.437	137.437	138.010
Secondary products		323113-S	12/03	120.033	120.066	120.789	121.372	121.483
Books printing	323117		12/83	260.262	264.016	266.696	271.155	273.994
Primary products		323117-P	12/83	259.087	263.213	264.302	269.063	272.547
Other book and pamphlet printing and binding		323117-E	06/93	154.799	154.799	157.676	157.278	157.278
Textbook printing and binding		323117-1	06/93	156.992	157.168	157.168	157.258	157.258
Technical, scientific, & professional book printing & binding		323117-3	06/93	155.642	155.752	156.387	156.431	156.431
Religious book printing and binding		323117-5	06/93	194.592	195.640	195.774	197.224	197.224
General book (trade, etc.) printing & binding		323117-7	06/93	220.421	228.412	228.577	238.421	245.828
Secondary products and miscellaneous receipts		323117-SM						
Commercial printing, except screen and books	32311K		12/11	137.330	138.883	139.776	141.452	142.154
Primary products		32311K-P	12/11	133.665	134.906	135.272	137.358	137.415
Commercial lithographic printing		32311K-0	06/82	212.735	215.182	216.090	216.494	216.494
Other commercial and general job printing (lithographic)		32311K-0B	12/01	137.764	144.514	145.520	145.624	145.624
Magazine and periodical printing (lithographic)		32311K-01	06/82	180.759	180.759	183.119	183.714	183.714
Label and wrapper printing (lithographic)		32311K-03	06/82	173.644	173.644	173.644	173.644	-
Catalog and directory printing (lithographic)		32311K-05	06/82	171.937	172.813	173.087	174.567	174.567
Advertising printing (lithographic)		32311K-09	06/82	181.453	182.303	182.703	182.977	182.977
Commercial flexographic printing		32311K-2	12/03	195.306	197.667	197.667	199.184	199.184
Label and wrapper printing (flexographic)		32311K-21	12/01	189.846	192.491	192.491	193.373	193.373
Quick printing		32311K-4	12/03	134.164	134.164	135.391	135.391	135.391
Digital printing		32311K-5	12/03	122.741	123.793	123.955	128.671	129.133
Manifold business forms printing		32311K-6	12/03	217.729	217.729	217.912	217.912	217.912
Other commercial printing		32311K-9	12/03	129.401	129.401	129.401	129.571	129.571
All other commercial and general job printing		32311K-9V	09/18	129.104	129.104	129.104	129.104	129.104
Secondary products and miscellaneous receipts		32311K-SM						
Miscellaneous receipts		32311K-M	12/11	143.788	143.745	146.743	146.732	146.731
Secondary products		32311K-S	12/11	209.912	220.749	231.280	231.330	236.595

See footnotes at end of table.

Table 11. Producer price indexes for net output of selected industries and their products, not seasonally adjusted — Continued
[February 2023]

Title ¹	Industry code	Product code	Index base	Unadjusted index ²				
				Oct. 2022	Nov. 2022 ^P	Dec. 2022 ^P	Jan. 2023 ^P	Feb. 2023 ^P
Commercial printing, except screen and books - Continued								
Support activities for printing.....	32312		12/03	117.505	117.511	117.849	117.928	118.639
Support activities for printing.....	323120		12/11	119.234	119.240	119.583	119.663	120.385
Primary products.....		323120-P	12/11	117.238	117.238	117.587	117.644	118.417
Softcover, pamphlet, sample book, and other binding of books and materials printed elsewhere.....		323120-3	12/06	144.758	144.758	147.149	147.154	150.600
Miscellaneous binding and postpress work, incl collating, perforating, folding, gluing, etc.....		323120-5	12/06	133.295	133.295	133.295	133.486	134.428
Prepress services, excl platemaking (incl film, assembled flats, color sep., typesetting, etc.).....		323120-7	12/03	97.756	97.756	97.756	97.756	97.756
Printing plates and cylinders, prepared for printing (excl blank plates and blank cylinders).....		323120-9	12/03	105.112	105.112	105.112	105.112	105.112
Secondary products and miscellaneous receipts.....		323120-SM						
Petroleum and coal products manufacturing.....	324		12/84	461.724	442.861	363.365	389.670	392.265
Petroleum and coal products mfg.....	3241		12/84	461.724	442.861	363.365	389.670	392.265
Petroleum refineries.....	32411		06/85	467.319	446.847	360.726	388.520	391.156
Petroleum refineries.....	324110		06/85	467.415	446.928	360.762	388.553	391.189
Primary products.....		324110-P	06/85	488.908	466.401	373.562	403.037	405.833
Kerosene, except jet fuel.....		324110-B	06/85	496.721	486.911	383.577	411.365	397.559
Light fuel oils.....		324110-C	06/85	715.152	689.781	498.435	532.600	515.380
Home heating oil and other distillates, NEC.....		324110-C1	06/85	480.818	443.497	386.485	395.102	373.682
Diesel fuel.....		324110-C2	06/85	758.113	732.659	524.723	562.249	544.823
Heavy fuel oils, including No. 5, No. 6, heavy diesel, gas enrichment oils, etc.....		324110-E	06/85	269.653	287.910	278.401	237.555	224.593
Unfinished oils and lubricating oil base stock.....		324110-J	06/85	664.822	637.240	680.748	541.087	513.829
Liquefied refinery gases, including other aliphatics (feed stock and other uses)....		324110-R	06/85	765.275	722.743	841.857	940.498	651.408
Other finished petroleum products, including waxes.....		324110-T	06/85	595.997	732.079	794.312	686.863	670.229
Gasoline, including finished base stocks and blending agents.....		324110-1	06/85	332.738	305.559	248.954	277.337	295.986
Motor gasoline, including finished base stocks and blending agents.....		324110-12	06/85	334.223	306.539	250.112	278.925	297.516
Regular gasoline.....		324110-121	06/85	322.834	294.408	241.381	270.095	289.071
Mid-premium gasoline.....		324110-122	12/87	489.692	450.973	363.721	408.249	435.740
Premium gasoline.....		324110-123	06/85	359.480	342.277	270.898	298.264	314.149
Jet fuel.....		324110-6	06/85	460.173	449.819	378.909	432.141	429.534
Asphalt.....		324110-9	06/85	332.138	308.042	191.574	208.736	216.427
Secondary products and miscellaneous receipts.....		324110-SM1						
Asphalt paving and roofing materials mfg.....	32412		12/84	344.869	344.492	341.662	354.596	360.004
Asphalt paving mixture & block manufacturing.....	324121		06/81	396.948	393.997	386.474	420.667	432.249
Primary products.....		324121-P	06/81	397.505	394.357	386.163	421.660	433.569
Asphalt paving mixtures & blocks.....		324121-0	06/81	397.505	394.357	386.163	421.660	433.569
Emulsified asphalt, including liquid additives.....		324121-0111	12/04	279.312	276.086	272.122	271.621	271.580
Other liquid asphalt and tar paving materials, including cut-backs.....		324121-0121	12/04	432.612	428.093	411.405	405.925	405.151
Asphalt and tar paving mixt. (excl liquid), incl bitum. or asph. concrete, asph. paving cement.....		324121-0131	12/04	246.830	245.270	239.663	283.670	298.274
Secondary products and miscellaneous receipts.....		324121-SM						
Miscellaneous receipts.....		324121-M	12/04	197.850	197.850	197.850	197.850	201.008
Secondary products.....		324121-S	06/81	352.697	352.697	358.780	366.600	366.600
Asphalt shingle and coating materials manufacturing.....	324122		06/84	336.819	338.746	339.874	330.966	330.265
Primary products.....		324122-P	06/84	339.797	341.844	343.042	333.589	332.868
Roofing asphalts and pitches, coatings, and cements.....		324122-1	06/84	295.304	295.304	295.304	299.809	300.144
Prepared asphalt and tar roofing and siding products, incl. saturated felts for nonbuilding use.....		324122-2	06/84	341.902	344.253	345.629	334.976	334.163
Asphalt smooth-surfaced roll roofing and cap sheets, organic and fiberglass base.....		324122-21	12/12	136.191	136.191	136.561	133.928	134.428
Asphalt mineral-surfaced roll roofing and cap sheets, organic and fiberglass base.....		324122-22	06/06	269.369	269.009	270.140	271.251	272.105
Other prepared asphalt and tar products for roofing and siding.....		324122-27	06/06	175.738	175.930	175.741	176.975	178.040
Secondary products and miscellaneous receipts.....		324122-SM						
Other petroleum and coal products mfg.....	32419		12/84	577.642	578.249	577.031	575.502	571.102
Petroleum lubricating oil and grease mfg.....	324191		12/80	646.279	648.561	647.355	644.654	641.220
Primary products.....		324191-P	12/80	684.564	686.822	686.556	682.928	678.943
Petroleum lubricating oils and greases, refined petroleum.....		324191-0	12/80	684.564	686.822	686.556	682.928	678.943
Lubricating oils (incl. hydraulic fluids, etc.), refined petroleum.....		324191-011	12/80	716.898	719.503	719.196	715.138	707.469
Secondary products and miscellaneous receipts.....		324191-SM						
Miscellaneous receipts.....		324191-M	12/80	380.018	388.027	361.553	393.260	392.596
All other petroleum and coal products mfg.....	324199		12/03	389.275	386.013	384.842	385.778	379.894
Primary products.....		324199-P	12/03	402.675	399.213	397.970	398.931	393.328
Coke oven and blast furnace products, made in coke oven establishments.....		324199-3	12/09	199.617	195.511	196.564	202.812	204.166

See footnotes at end of table.

Table 11. Producer price indexes for net output of selected industries and their products, not seasonally adjusted — Continued
[February 2023]

Title ¹	Industry code	Product code	Index base	Unadjusted index ²				
				Oct. 2022	Nov. 2022 ^P	Dec. 2022 ^P	Jan. 2023 ^P	Feb. 2023 ^P
All other petroleum and coal products mfg. - Continued								
All other petroleum and coal products (excl. coke oven products), made in coke oven estab.....		324199-9	12/02	444.968	446.014	441.241	441.540	434.782
Secondary products and miscellaneous receipts.....		324199-SM						
Secondary products.....		324199-S	12/09	—	—	—	—	179.387
Chemical mfg.....	325		12/84	363.123	360.100	358.305	359.709	361.486
Basic chemical mfg.....	3251		12/84	461.754	455.368	451.769	449.670	450.469
Petrochemical mfg.....	32511		12/03	173.692	160.918	153.261	148.447	149.456
Petrochemical manufacturing.....	325110		12/03	174.233	161.828	153.799	148.937	149.915
Primary products.....		325110-P	12/03	183.299	174.022	162.349	155.770	155.181
Secondary products and miscellaneous receipts.....		325110-SM						
Industrial gas mfg.....	32512		12/03	240.109	228.223	225.687	234.653	235.631
Industrial gas manufacturing.....	325120		12/03	240.856	228.913	226.365	235.359	236.340
Primary products.....		325120-P	06/81	401.178	380.840	376.505	391.505	393.142
Oxygen.....		325120-A	06/81	542.627	542.763	543.159	548.071	541.568
Argon and hydrogen.....		325120-C	06/09	86.687	87.429	90.713	89.085	89.793
Other industrial gases (including fluorocarbon and acetylene).....		325120-T	06/09	282.403	262.187	255.901	273.301	273.301
Carbon dioxide.....		325120-4	06/81	656.691	640.094	652.144	666.214	667.941
Nitrogen.....		325120-7	06/81	288.893	284.645	284.696	289.315	300.244
Secondary products and miscellaneous receipts.....		325120-SM						
Synthetic dye and pigment mfg.....	32513		12/03	183.608	188.520	189.307	188.397	189.189
Synthetic dye and pigment manufacturing.....	325130		12/11	121.312	124.555	125.075	124.474	124.997
Primary products.....		325130-P	12/11	119.473	122.832	123.431	122.830	123.344
All other inorganic pigments, including TiO2, chrome colors, and other white opaque pigments.....		325130-N	09/21	126.410	129.945	129.945	129.945	130.488
Synthetic organic dyes, pigments, lakes, and toners.....		325130-R	09/21	114.768	118.039	120.181	117.514	118.011
Synthetic organic dyes.....		325130-R8	12/82	137.811	137.852	138.455	132.114	133.296
Synthetic organic pigments, lakes, and toners.....		325130-R9	12/82	203.798	212.247	217.385	217.385	217.385
Secondary products and miscellaneous receipts.....		325130-SM						
Secondary products.....		325130-S	12/11	139.829	140.341	140.341	139.592	142.566
Other basic inorganic chemical manufacturing.....	32518		12/03	404.469	397.183	405.874	408.831	412.725
Other basic inorganic chemical manufacturing.....	325180		12/10	176.301	173.130	176.857	178.141	179.835
Primary products.....		325180-P	12/10	150.282	147.804	147.924	149.296	150.975
Potassium and sodium compounds, excluding bleaches, alkalis, and alum.....		325180-A	12/82	604.871	621.357	641.447	646.476	660.649
All other inorganic chemicals.....		325180-H	12/03	370.466	373.089	375.352	383.616	393.030
Inorganic acids, excluding nitric, sulfuric and phosphoric.....		325180-3	12/82	171.465	175.510	170.879	172.029	169.590
Sodium hydroxide (caustic soda).....		325180-4	12/80	751.632	752.566	747.900	763.007	756.578
Carbon black, all processes.....		325180-6	12/83	647.911	633.839	624.283	602.029	627.536
Other alkalis.....		325180-7	12/11	181.909	182.351	181.944	182.185	181.998
Sulfuric acid.....		325180-9	12/82	254.436	172.046	—	—	—
Secondary products and miscellaneous receipts.....		325180-SM						
Miscellaneous receipts.....		325180-M	12/10	271.521	264.573	295.612	295.612	298.088
Secondary products.....		325180-S	12/10	273.611	269.419	270.229	263.533	257.506
Other basic organic chemical mfg.....	32519		12/03	242.777	243.796	241.096	239.493	238.650
Ethyl alcohol manufacturing.....	325193		12/03	260.227	267.444	257.530	253.235	250.729
Primary products.....		325193-P	12/82	280.822	293.942	273.755	266.254	263.277
Ethyl alcohol.....		325193-0	12/82	280.822	293.942	273.755	264.646	261.283
Distillers' dried grains (dark and light) and dried solubles.....		325193-2	12/22	—	—	100.000	101.786	—
Secondary products and miscellaneous receipts.....		325193-SM						
Secondary products.....		325193-S	12/03	239.668	236.573	245.883	254.324	253.275
Cyclic crude, intermediate, and gum and wood chemical mfg.....	325194		06/11	129.121	128.803	128.685	128.721	130.081
Primary products.....		325194-P	06/11	147.023	147.354	147.189	147.203	148.229
Gum and wood chemicals, including wood distillation products.....		325194-1	06/84	543.187	548.838	548.447	548.717	547.842
Cyclic crude and intermediate chemicals.....		325194-2	12/03	254.974	254.891	254.572	254.563	257.029
Secondary products and miscellaneous receipts.....		325194-SM						
All other basic organic chemical manufacturing.....	325199		12/03	246.099	244.854	244.637	243.974	243.444
Primary products.....		325199-P	12/82	423.567	420.567	418.876	417.045	411.730
Natural organic chemicals.....		325199-E	12/08	153.649	154.686	152.049	151.128	157.607
Synthetic organic chemicals for use as flavor and perfume materials.....		325199-H	12/03	132.360	132.360	132.360	131.351	131.351
Synthetic organic plasticizers.....		325199-N	12/03	243.418	240.962	218.103	226.761	232.640
Other synthetic organic chemicals.....		325199-R	12/03	200.245	195.357	196.790	193.971	194.309
Miscellaneous end use chemicals and chemical products, excluding urea.....		325199-T	12/82	428.478	430.433	435.128	429.074	409.818
Miscellaneous cyclic and acyclic chemicals and chemical products, excluding fatty acid esters.....		325199-V	12/82	415.340	406.122	401.275	405.398	405.398
Fatty acids.....		325199-1	06/85	372.231	378.367	357.826	359.097	342.530

See footnotes at end of table.

Table 11. Producer price indexes for net output of selected industries and their products, not seasonally adjusted — Continued
 [February 2023]

Title ¹	Industry code	Product code	Index base	Unadjusted index ²				
				Oct. 2022	Nov. 2022 ^P	Dec. 2022 ^P	Jan. 2023 ^P	Feb. 2023 ^P
All other basic organic chemical manufacturing - Continued								
Industrial organic flavor oil mixtures and blends.....		325199-7	12/08	399.764	399.764	399.764	399.801	401.761
Secondary products and miscellaneous receipts.....		325199-SM						
Miscellaneous receipts.....		325199-M	12/82	1,537.852	1,537.852	1,559.799	1,559.799	1,559.799
Secondary products.....		325199-S	12/82	322.819	324.218	328.056	329.508	344.046
Resin, synthetic rubber, and artificial/synthetic fiber/filaments mfg.....	3252		12/84	267.359	256.221	252.490	248.782	253.204
Resin and synthetic rubber mfg.....	32521		12/03	216.114	206.347	203.398	200.212	204.057
Plastics material and resin manufacturing.....	325211		12/80	353.335	337.078	333.108	328.238	335.166
Primary products.....		325211-P	12/80	323.279	305.701	301.625	296.994	303.570
Thermoplastic resins and plastics materials.....		325211-1	12/80	316.901	296.302	291.692	286.452	294.559
Thermosetting resins and plastics materials.....		325211-4	12/80	360.984	366.571	366.627	366.498	361.871
Secondary products and miscellaneous receipts.....		325211-SM						
Synthetic rubber manufacturing.....	325212		06/81	285.536	275.170	263.242	256.025	255.562
Primary products.....		325212-P	06/81	284.226	273.214	260.542	253.325	252.832
Synthetic rubber (vulcanizable elastomers).....		325212-0	06/81	284.226	273.214	260.542	253.325	252.832
Secondary products and miscellaneous receipts.....		325212-SM						
Artificial fibers and filaments manufacturing.....	32522		12/03	161.540	160.642	157.894	157.447	157.607
Artificial fibers and filaments manufacturing.....	325220		06/81	164.455	163.559	160.769	160.313	160.476
Primary products.....		325220-P	06/81	169.103	168.759	166.095	165.604	165.779
Polyester manufactured fibers.....		325220-7	12/89	170.291	168.929	163.495	161.308	161.919
Other noncellulosic organic fibers, incl. polyamide, polyolefin, and producer-textured.....		325220-9	06/11	129.180	129.172	127.825	128.167	128.412
Secondary products and miscellaneous receipts.....		325220-SM						
Pesticide, fertilizer, and other agricultural chemical mfg.....	3253		12/84	350.596	356.243	347.799	345.278	337.028
Fertilizer mfg.....	32531		12/03	322.842	326.299	311.131	302.253	288.999
Nitrogenous fertilizer manufacturing.....	325311		12/79	657.695	676.643	653.888	605.693	555.170
Primary products.....		325311-P	12/79	645.089	663.517	641.270	593.848	544.040
Synthetic ammonia, nitric acid, ammonium compounds, and urea.....		325311-A	12/14	182.814	188.261	181.685	167.350	151.885
Fertilizer materials of organic origin.....		325311-7	06/03	142.055	142.055	142.055	141.988	146.665
Secondary products and miscellaneous receipts.....		325311-SM						
Secondary products.....		325311-S	12/79	546.771	571.067	546.629	531.721	531.703
Phosphatic fertilizer manufacturing.....	325312		12/79	559.500	559.203	514.242	515.154	508.182
Primary products.....		325312-P	12/79	463.331	463.076	424.552	425.305	419.389
Phosphoric acid, superphosphates, and other phosphatic fertilizer materials.....		325312-A	12/09	224.837	224.673	200.018	200.234	197.647
Mixed fertilizers, made in plants which manufacture fertilizer materials.....		325312-7	12/79	495.492	495.492	495.492	497.291	489.060
Secondary products and miscellaneous receipts.....		325312-SM						
Fertilizer, mixing only, manufacturing.....	325314		12/79	306.374	306.076	307.743	311.989	305.427
Primary products.....		325314-P	12/79	308.246	307.913	310.491	314.845	308.905
Mixed fertilizers, mixing only.....		325314-0	06/86	273.795	273.500	275.790	279.656	274.381
Mixed fertilizers, dry, mixing only.....		325314-01	06/03	211.136	211.569	213.818	216.747	215.176
Mixed fertilizers, liquid, mixing only.....		325314-02	06/86	280.094	275.698	275.042	279.255	260.865
Secondary products and miscellaneous receipts.....		325314-SM						
Miscellaneous receipts.....		325314-M	12/79	233.843	233.847	225.544	226.505	200.488
Pesticide and other agricultural chemical mfg.....	32532		12/03	169.089	173.222	175.126	178.528	178.518
Pesticide and other agricultural chemical manufacturing.....	325320		06/82	232.814	238.505	241.127	245.811	245.797
Primary products.....		325320-P	06/82	246.120	252.159	255.103	260.059	260.044
Agricultural and commercial pesticides and chemicals.....		325320-1	06/03	167.761	172.453	174.801	177.814	177.803
Lawn and garden pesticides and chemicals.....		325320-4	06/03	191.914	193.966	193.966	201.616	201.616
Household and institutional pesticides and chemicals.....		325320-7	06/03	174.133	174.133	174.133	186.275	186.275
Secondary products and miscellaneous receipts.....		325320-SM						
Pharmaceutical and medicine mfg.....	3254		12/84	553.472	553.601	550.202	560.555	563.666
Pharmaceutical and medicine mfg.....	32541		12/03	231.092	231.146	229.727	234.050	235.349
Medicinal and botanical manufacturing.....	325411		06/82	182.365	183.136	182.822	183.447	182.801
Primary products.....		325411-P	06/82	185.617	186.402	186.082	186.781	186.059
Synthetic organic medicinal chemicals, medicinal & botanical drugs, & other products.....		325411-0	12/11	103.541	103.978	103.800	104.190	103.787
Secondary products and miscellaneous receipts.....		325411-SM1						
Pharmaceutical preparation manufacturing.....	325412		06/81	872.101	872.365	869.393	884.973	890.773
Primary products.....		325412-P	06/81	954.196	954.527	950.794	967.592	974.078
Pharmaceuticals acting on the respiratory system, for human use.....		325412-A	06/01	224.949	224.949	219.373	222.673	222.755
Antihistamines and bronchodilators, including antiasthmatics.....		325412-A111	06/81	1,121.537	1,121.537	1,121.537	1,150.022	1,150.723
Other respiratory preparations.....		325412-A112	06/01	232.416	232.416	224.530	224.530	224.530
Other respiratory preparations, over-the-counter.....		325412-A112OC	05/17	107.036	107.036	107.036	107.036	107.036

See footnotes at end of table.

Table 11. Producer price indexes for net output of selected industries and their products, not seasonally adjusted — Continued
[February 2023]

Title ¹	Industry code	Product code	Index base	Unadjusted index ²				
				Oct. 2022	Nov. 2022 ^P	Dec. 2022 ^P	Jan. 2023 ^P	Feb. 2023 ^P
Pharmaceutical preparation manufacturing - Continued								
Other respiratory preparations, prescription.....		325412-A112RX	05/17	114.948	114.948	110.220	110.220	—
Pharmaceuticals acting on the digestive or the genito-urinary systems, for human use.....		325412-D	06/01	195.728	195.794	195.794	196.256	196.256
Other digestive or genito-urinary preparations.....		325412-D112	06/01	202.187	202.257	202.257	202.783	202.783
Other digestive or genito-urinary preparations, prescription.....		325412-D112RX	05/17	101.845	101.887	101.887	102.203	102.203
Pharmaceuticals acting on the skin, for human use.....		325412-G	06/01	177.301	177.301	177.301	181.977	181.977
Other pharmaceutical preparations acting on the skin.....		325412-G311	12/09	108.022	108.022	108.022	111.202	—
Anti-acne preparations.....		325412-G611	12/09	106.076	106.076	106.076	106.142	106.142
Vitamin, nutrient, and hematonic preparations, for human use.....		325412-L	06/01	147.851	147.851	147.934	147.934	147.934
Multivitamins.....		325412-L111	06/81	199.953	199.953	199.953	199.953	199.953
Other vitamins and nutrients.....		325412-L112	06/01	156.898	156.898	157.052	157.052	157.052
Pharmaceuticals affecting parasitic and infective diseases, for human use.....		325412-Q	06/01	276.720	277.068	277.068	279.020	279.020
Broad and medium spectrum antibiotics.....		325412-Q111	06/81	600.203	603.966	603.966	603.966	603.966
Systemic antivirals.....		325412-Q112	06/01	284.896	284.896	284.896	294.106	294.106
Other parasitic and infective diseases.....		325412-Q113	06/01	304.966	304.966	304.966	307.934	307.934
Pharmaceuticals affecting neoplasms, the endocrine system, & metabolic diseases, for human use.....		325412-1	06/01	322.826	322.826	322.824	325.912	326.128
Cancer therapy products.....		325412-1111	06/81	937.851	937.851	937.851	955.129	956.106
Insulin/antidiabetes products.....		325412-1112	06/81	1,605.267	1,605.267	1,605.267	1,645.533	1,645.533
Other neoplasms, endocrine system, and metabolic diseases.....		325412-1113	06/81	1,096.010	1,096.010	1,096.010	1,104.296	1,105.173
Hormones and oral contraceptives.....		325412-1114	12/09	225.193	225.193	225.187	226.573	226.573
Pharmaceuticals acting on the central nervous system and the sense organs, for human use.....		325412-4	06/01	326.502	326.502	326.502	336.016	340.692
Analgesics.....		325412-4111	06/01	337.360	337.360	337.360	337.360	352.181
Psychotherapeutics.....		325412-4112	06/81	6,746.330	6,746.330	6,746.330	6,936.728	6,936.728
Antidepressants.....		325412-41121	12/87	1,192.003	1,192.003	1,192.003	1,223.604	1,223.604
Other psychotherapeutics, including tranquilizers.....		325412-41123	06/01	355.067	355.067	355.067	369.825	369.825
Other central nervous system and sense organs.....		325412-4113	06/01	257.986	257.986	257.986	269.547	269.547
Anticonvulsants.....		325412-4114	12/09	245.476	245.476	245.476	255.498	255.498
Analgesics, over-the-counter.....		325412-4111OC	05/17	105.118	105.118	105.118	105.118	105.811
Analgesics, prescription.....		325412-4111RX	05/17	127.948	127.948	127.948	127.948	134.036
Pharmaceuticals acting on the cardiovascular system, for human use.....		325412-7	06/81	1,636.918	1,636.918	1,636.918	1,714.967	1,714.967
Other cardiovascular preparations.....		325412-7113	06/01	538.921	538.921	538.921	559.400	559.400
Secondary products and miscellaneous receipts.....		325412-SM						
Miscellaneous receipts.....		325412-M	06/81	575.643	575.643	575.643	575.643	575.643
Secondary products.....		325412-S	06/81	304.274	304.274	304.274	316.909	318.590
In-vitro diagnostic substance manufacturing.....	325413		03/80	281.338	281.338	280.566	282.149	283.096
Primary products.....		325413-P	06/87	198.248	198.248	197.609	198.682	199.353
In-vitro diagnostic substances.....		325413-0	06/91	176.042	176.042	175.474	176.427	177.023
Secondary products and miscellaneous receipts.....		325413-SM						
Secondary products.....		325413-S	03/80	—	—	—	—	433.305
Other biological product manufacturing.....	325414		06/91	245.668	245.390	239.349	249.187	249.187
Primary products.....		325414-P	06/91	249.363	249.021	249.021	259.377	259.377
Biological products, excluding diagnostic, for veterinary, industrial, and all other misc. uses.....		325414-A	03/80	176.506	175.210	175.210	193.751	193.751
Biological products, excluding diagnostic, for human use.....		325414-T	06/09	149.918	149.918	149.918	151.704	151.704
Secondary products and miscellaneous receipts.....		325414-SM1						
Paint, coating & adhesive mfg.....	3255		12/03	236.221	236.274	236.963	237.161	237.406
Paint and coating mfg.....	32551		06/83	420.878	421.353	422.629	423.496	422.526
Paint and coating manufacturing.....	325510		06/83	420.164	420.638	421.911	422.778	421.809
Primary products.....		325510-P	06/83	426.703	427.220	428.609	429.527	428.515
Miscellaneous allied paint products including paint and varnish removers, thinners, etc.....		325510-B	12/88	384.086	384.086	383.779	384.036	384.036
Architectural coatings.....		325510-1	06/83	500.465	500.444	503.014	503.183	503.236
Exterior architectural coatings.....		325510-11	12/12	183.302	183.282	185.766	185.940	185.995
Interior architectural coatings.....		325510-12	12/12	153.739	153.739	153.739	153.739	153.739
Product finishes for original equipment manufacturers (OEM), excluding marine coatings.....		325510-4	06/83	267.915	268.774	269.564	270.448	271.620
Transportation finishes, except powdered and high-solids coatings.....		325510-41	12/12	121.386	122.248	123.624	126.206	126.206
All other product finishes for original equipment manufacturers (OEM), excluding marine coating.....		325510-42	12/12	150.039	150.315	150.315	150.100	150.928
Special purpose coatings incl. marine, industrial, construction and maintenance coatings, etc.....		325510-7	06/83	555.951	556.902	557.333	560.789	552.153
Automotive, other transportation and machinery refinish paints and enamels, including primers.....		325510-71	12/12	174.076	174.076	174.076	172.689	172.689
Special purpose coatings, including all marine coatings and traffic marking paints.....		325510-72	12/12	153.692	154.069	154.241	155.326	152.795
Secondary products and miscellaneous receipts.....		325510-SM						
Secondary products.....		325510-S	06/83	347.285	347.285	347.285	345.922	345.922

See footnotes at end of table.

Table 11. Producer price indexes for net output of selected industries and their products, not seasonally adjusted — Continued
[February 2023]

Title ¹	Industry code	Product code	Index base	Unadjusted index ²				
				Oct. 2022	Nov. 2022 ^P	Dec. 2022 ^P	Jan. 2023 ^P	Feb. 2023 ^P
Paint and coating manufacturing - Continued								
Adhesive mfg.	32552		12/03	216.451	216.082	216.660	216.315	217.981
Adhesive manufacturing.	325520		12/83	352.040	351.441	352.381	351.820	354.529
Primary products.		325520-P	12/83	355.299	354.617	355.453	354.763	357.583
Nonstructural caulking compounds and sealants.		325520-A	12/06	215.830	215.830	215.617	218.695	218.695
Structural sealants (load bearing).		325520-B	12/06	136.847	136.847	132.807	132.807	132.807
Synthetic resin & rubber adhesives, incl all types of bonding & laminating adhesives.		325520-4	12/83	365.906	364.795	367.092	363.575	368.434
Epoxy adhesives.		325520-41	06/06	200.422	200.422	200.422	200.727	200.727
Other synthetic resin and rubber adhesives.		325520-46	06/97	245.365	244.283	241.882	242.257	242.257
Secondary products and miscellaneous receipts.		325520-SM						
Secondary products.		325520-S	12/83	292.226	292.307	293.611	300.836	300.774
Soap, cleaners, and toilet preparation mfg.	3256		12/84	205.212	205.463	207.265	209.490	212.046
Soap & cleaning compound mfg.	32561		12/03	175.710	176.052	178.912	180.469	181.629
Soap and other detergent manufacturing.	325611		06/83	212.865	214.825	219.551	222.567	224.844
Primary products.		325611-P	06/83	214.185	216.729	222.921	225.397	227.850
Soaps and detergents, commercial, industrial, and institutional.		325611-1	06/83	304.546	306.173	329.246	336.778	337.250
Commercial, industrial, and institutional hard surface cleaners.		325611-11	06/07	133.681	133.681	133.681	144.004	144.004
Commercial, industrial, and institutional laundry detergents.		325611-12	06/07	170.896	170.896	170.896	172.428	172.428
Commercial, industrial, and institutional dishwashing detergents.		325611-13	12/11	139.358	139.405	167.529	168.646	168.646
Commercial, industrial, and institutional metal cleaners.		325611-14	12/11	142.590	142.590	142.590	142.590	142.590
Dairy, farm, and food plant cleaners, sanitizers, etc.		325611-16	06/07	157.306	158.497	158.497	158.497	-
Commercial, industrial, and institutional soaps, excluding specialty cleaners.		325611-17	06/07	158.611	158.611	158.611	161.444	162.247
Household detergents.		325611-4	06/83	180.213	184.527	184.695	184.695	184.910
Household alkaline detergents and cleaners.		325611-45	05/18	128.447	139.432	139.862	139.862	140.028
Household dry and liquid laundry detergents.		325611-46	05/18	118.126	118.126	118.126	118.126	118.126
Soaps, excluding specialty cleaners, household.		325611-7	06/83	220.158	220.158	220.678	220.736	221.849
Secondary products and miscellaneous receipts.		325611-SM						
Miscellaneous receipts.		325611-M	06/83	234.914	234.914	234.914	234.914	234.914
Secondary products.		325611-S	06/83	191.280	191.371	191.393	200.725	201.840
Polish and other sanitation good mfg.	325612		06/83	243.021	243.643	243.679	243.885	244.289
Primary products.		325612-P	06/83	251.636	252.582	252.636	252.935	253.392
Polishing preparations and related products.		325612-7	06/83	301.412	301.508	301.508	301.508	301.508
Specialty cleaning and sanitation products.		325612-8	05/17	118.053	118.073	118.113	118.396	118.828
Disinfectants, nonagricultural, industrial and institutional.		325612-81	05/17	139.084	139.084	139.084	139.600	142.181
Air and room fresheners.		325612-83	06/83	187.917	187.917	187.917	188.329	188.329
Laundry fabric softeners and rinses, liquid and dry.		325612-88	05/17	110.208	110.399	110.399	111.463	111.463
Other specialty cleaning and sanitation products.		325612-89	06/89	188.129	187.971	188.148	188.383	188.383
Secondary products and miscellaneous receipts.		325612-SM						
Miscellaneous receipts.		325612-M	06/83	173.560	173.560	173.560	175.166	175.166
Surface active agent manufacturing.	325613		12/83	342.150	338.205	344.558	344.639	344.534
Primary products.		325613-P	12/83	372.171	367.602	374.934	374.934	374.934
Surfactants, finishing agents, and assistants.		325613-0	12/83	372.171	367.602	374.934	374.934	374.934
Textile and leather assistants and finishes.		325613-01	12/83	276.722	253.826	253.826	253.826	253.826
Surfactants (bulk surface active agents).		325613-02	12/83	411.247	411.247	420.760	420.760	420.760
Secondary products and miscellaneous receipts.		325613-SM						
Toilet preparation mfg.	32562		12/03	127.818	127.870	127.907	129.501	131.718
Toilet preparation manufacturing.	325620		03/80	232.457	232.552	232.618	235.517	239.550
Primary products.		325620-P	03/80	232.738	232.830	232.883	235.740	239.995
Denture cleaners, mouthwashes, gargles, and rinses.		325620-A	12/03	136.613	136.821	136.647	136.647	136.647
Creams, lotions, and oils, excluding shaving, hair, and deodorant.		325620-D	03/80	224.404	224.404	224.404	233.009	237.366
Other cosmetics and toilet preparations.		325620-G	06/99	120.356	120.356	120.356	120.704	123.818
Shaving preparations.		325620-1	03/80	248.730	249.454	249.454	249.454	249.454
Perfumes, toilet waters, and colognes.		325620-4	03/80	236.452	236.452	236.452	236.452	243.462
Hair preparations (including shampoos).		325620-7	03/80	269.004	269.298	269.640	272.977	272.977
Hair preparations incl professional, consumer, and cream/gel shampoos.		325620-71	06/07	151.263	151.423	151.624	153.531	153.531
Hair tonics and hair dressings incl professional and consumer use.		325620-72	06/07	124.886	125.035	125.171	126.630	126.630
Secondary products and miscellaneous receipts.		325620-SM						
Secondary products.		325620-S	03/80	378.781	379.667	380.549	380.796	380.816
Other chemical product & preparation mfg.	3259		12/03	174.031	174.514	174.218	175.184	175.108
Printing ink mfg.	32591		12/03	188.571	189.527	189.751	192.660	192.105
Printing ink manufacturing.	325910		06/84	252.782	254.066	254.366	258.270	257.524
Primary products.		325910-P	06/84	257.030	258.376	258.666	262.715	261.935
Flexographic printing inks.		325910-A	06/84	307.679	307.679	307.679	307.679	307.560
Nonimpact/digital inks.		325910-E	06/05	215.928	219.231	219.915	219.785	216.087

See footnotes at end of table.

Table 11. Producer price indexes for net output of selected industries and their products, not seasonally adjusted — Continued
[February 2023]

Title ¹	Industry code	Product code	Index base	Unadjusted index ²				
				Oct. 2022	Nov. 2022 ^P	Dec. 2022 ^P	Jan. 2023 ^P	Feb. 2023 ^P
Printing ink manufacturing - Continued								
All other printing inks.....		325910-H	06/84	228.174	227.521	227.583	232.103	235.397
Lithographic and offset inks.....		325910-6	06/84	241.652	241.652	241.652	251.621	251.621
News and nonheat web offset printing inks.....		325910-61	12/89	331.419	331.419	331.419	347.632	347.632
Publication and commercial web inks.....		325910-62	12/97	156.179	156.179	156.179	167.048	167.048
Sheet-fed general inks.....		325910-63	12/97	161.984	161.984	161.984	161.984	161.984
Sheet-fed packaging inks.....		325910-64	06/05	148.548	148.548	148.548	148.548	148.548
Gravure printing inks.....		325910-7	06/84	172.944	172.944	172.949	172.949	172.949
Secondary products and miscellaneous receipts.....		325910-SM						
Miscellaneous receipts.....		325910-M	06/84	189.805	189.805	189.805	189.805	189.805
Secondary products.....		325910-S	06/84	166.789	166.863	169.098	169.236	169.469
Explosives mfg.....	32592		12/06	151.594	153.280	151.821	152.650	152.851
Explosives manufacturing.....	325920		12/80	385.018	389.301	385.594	387.699	388.210
Primary products.....		325920-P	12/80	342.692	347.237	343.311	345.260	346.111
Explosives and blasting accessories.....		325920-0	12/80	344.917	349.491	345.541	347.502	348.358
Secondary products and miscellaneous receipts.....		325920-SM						
All other chemical product & preparation mfg.....	32599		12/03	172.135	172.477	172.190	172.956	172.909
Custom compounding of purchased resins.....	325991		06/93	208.641	209.098	207.906	202.591	202.163
Primary products.....		325991-P	06/93	217.844	218.321	217.077	211.528	211.080
Custom compounding of purchased resins and color concentrates.....		325991-0	06/93	216.754	217.229	215.991	210.469	210.024
Secondary products and miscellaneous receipts.....		325991-SM						
Photographic Film, Paper, Plate, Chemical, and Copy Toner Manufacturing.....	325992		12/03	152.103	151.762	150.680	157.830	154.262
Primary products.....		325992-P	12/03	158.905	164.418	162.244	170.880	166.824
Photographic sensitized film, plates, paper, & cloth.....		325992-T	06/07	169.865	177.288	174.543	186.698	180.263
Photographic sensitized film, plates, paper, & cloth, silver-halide-type (excl X-ray).....		325992-T1	01/00	—	168.730	163.976	177.764	170.464
Photographic sensitized film, plates, paper & cloth, other than silver-halide-type (incl X-ray).....		325992-T3	12/03	171.537	171.408	172.058	172.058	172.058
Prepared photographic chemicals.....		325992-5	12/83	78.453	78.940	78.481	79.571	79.841
Secondary products and miscellaneous receipts.....		325992-SM						
Other miscellaneous chemical product manufacturing.....	325998		06/85	256.173	257.193	257.979	260.361	262.157
Primary products.....		325998-P	06/85	250.034	250.931	251.801	254.060	256.052
Water treating compounds.....		325998-A	06/85	219.288	220.306	221.771	221.871	234.331
All other chemical preparations, including essential oils, matches, and gelatin.....		325998-J	06/85	272.189	271.976	273.118	276.013	274.505
Secondary products and miscellaneous receipts.....		325998-SM						
Miscellaneous receipts.....		325998-M	12/03	160.809	162.512	162.512	164.855	164.855
Secondary products.....		325998-S	06/85	369.440	371.234	371.098	373.144	—
Plastics and rubber products mfg.....	326		12/84	254.281	253.925	253.954	253.955	253.650
Plastics product mfg.....	3261		06/93	227.608	227.039	226.939	226.243	225.755
Unsupported plastics film, sheet, and bag mfg.....	32611		12/03	205.878	204.613	202.630	201.746	201.943
Plastics bag and pouch manufacturing.....	326111		12/03	214.048	211.739	211.672	212.492	212.298
Primary products.....		326111-P	12/03	217.097	214.601	214.629	215.441	215.238
Single-web film specialty bags, pouches, and liners.....		326111-1	12/83	332.340	327.906	327.952	329.273	328.916
Polyethylene grocery and variety bags and pouches.....		326111-11	06/07	169.113	167.752	167.752	167.752	167.979
Polyethylene refuse bags.....		326111-12	06/07	157.362	151.405	151.405	149.361	148.270
Other polyethylene bags, pouches, and liners.....		326111-15	06/07	178.722	177.343	177.485	181.104	181.547
Coextruded single-web film specialty bags, pouches, & liners.....		326111-16	06/13	136.709	136.709	136.709	136.709	135.943
Multiweb film/film combination specialty bags, pouches, and liners.....		326111-3	12/03	207.304	208.840	208.842	206.949	208.309
Secondary products and miscellaneous receipts.....		326111-SM						
Secondary products.....		326111-S	12/03	227.578	225.516	225.283	227.807	227.697
Plastics packaging film and sheet mfg.....	326112		12/03	175.385	173.292	171.991	170.157	169.429
Primary products.....		326112-P	12/03	177.624	175.649	174.242	172.237	171.578
Single-web film, rolls, and sheets, including coextruded, for flexible packaging uses.....		326112-1	12/87	268.235	264.158	266.163	262.111	260.990
Single-web film, rolls, and sheets for flexible packaging uses.....		326112-11	06/07	174.170	171.442	172.541	169.451	169.451
Coextruded single-web film, for flexible packaging uses.....		326112-12	06/07	157.882	155.838	157.913	157.254	153.854
Film/film multiweb laminated rolls and sheets, excluding foil, for flexible packaging uses.....		326112-3	12/87	207.106	206.967	197.169	198.204	197.842
Secondary products and miscellaneous receipts.....		326112-SM						
Secondary products.....		326112-S	12/03	174.322	170.358	169.671	170.056	168.097
Nonpackaging plastics film and sheet mfg.....	326113		06/93	254.100	254.096	250.097	248.905	250.478
Primary products.....		326113-P	12/82	315.764	314.312	310.614	309.177	311.313
Unlaminated plastics film and sheet, excluding packaging.....		326113-0	12/82	315.764	314.312	310.614	309.177	311.313
Unlaminated polyethylene film and sheet.....		326113-01	06/93	302.474	302.111	301.375	299.765	302.006
Unlaminated vinyl and vinyl copolymer film and sheet.....		326113-03	06/93	267.305	267.305	261.302	261.302	261.302
Miscellaneous unlaminated plastics film and sheet.....		326113-04	06/93	243.847	243.134	239.304	238.803	239.814

See footnotes at end of table.

Table 11. Producer price indexes for net output of selected industries and their products, not seasonally adjusted — Continued
[February 2023]

Title ¹	Industry code	Product code	Index base	Unadjusted index ²				
				Oct. 2022	Nov. 2022 ^P	Dec. 2022 ^P	Jan. 2023 ^P	Feb. 2023 ^P
Nonpackaging plastics film and sheet mfg. - Continued								
Secondary products and miscellaneous receipts.....		326113-SM						
Secondary products.....		326113-S	06/93	177.951	184.429	175.062	173.542	172.134
Plastics pipe/fitting/unsupported shapes mfg.....	32612		12/03	292.422	292.099	292.739	291.942	288.079
Unlaminated plastics profile shape mfg.....	326121		06/93	172.084	175.575	178.528	179.468	183.065
Primary products.....		326121-P	12/82	221.924	226.842	230.718	232.119	236.943
Unlaminated plastics profile shapes.....		326121-0	12/82	221.924	226.842	230.718	232.119	236.943
Secondary products and miscellaneous receipts.....		326121-SM						
Plastics pipe and pipe fitting manufacturing.....	326122		06/93	518.928	513.830	511.797	508.530	493.934
Primary products.....		326122-P	12/82	502.516	497.363	495.381	492.200	477.856
Plastics pipe.....		326122-1	12/82	498.079	492.834	490.540	487.082	472.023
Plastics drain, waste, and vent pipe.....		326122-11	06/87	294.568	280.464	281.628	269.171	249.762
Plastics water pipe.....		326122-13	06/87	441.549	441.283	431.840	439.155	437.413
Plastics sewer, stormdrain, and water main pipe.....		326122-18	12/17	228.274	230.445	229.458	228.196	217.236
Other plastics pipe.....		326122-1B	07/87	522.024	522.024	522.024	524.527	524.527
Plastics pipe fittings and unions.....		326122-3	12/03	441.318	437.325	436.858	435.512	426.902
Secondary products and miscellaneous receipts.....		326122-SM						
Miscellaneous receipts.....		326122-M	12/99	239.491	241.053	240.085	235.803	250.709
Secondary products.....		326122-S1	12/17	146.319	146.050	145.754	145.906	146.578
Laminated plastics plate, sheet, and shape mfg.....	32613		12/03	164.108	164.500	164.464	164.290	164.944
Laminated plastics plate, sheet (except packaging), and shape manufacturing.....	326130		06/93	204.126	204.614	204.569	204.352	205.166
Primary products.....		326130-P	12/82	267.154	267.833	267.771	267.771	268.320
Laminated plastics plates, sheet (except packaging), and shapes.....		326130-0	12/82	267.154	267.833	267.771	267.771	268.320
Secondary products and miscellaneous receipts.....		326130-SM						
Secondary products.....		326130-S	06/93	186.303	—	—	—	—
Polystyrene foam product mfg.....	32614		12/03	332.544	333.385	327.650	327.556	326.661
Polystyrene foam product manufacturing.....	326140		12/03	332.685	333.526	327.791	327.697	326.805
Primary products.....		326140-P	12/03	326.198	327.216	320.240	320.033	318.476
Packaging, polystyrene foam products.....		326140-2	12/03	392.981	396.322	385.408	383.629	382.554
Polystyrene foam food containers.....		326140-21	06/06	345.196	350.251	335.872	332.629	332.229
Polystyrene foam protective shipping pads, shaped cushioning, etc.....		326140-22	06/06	323.737	323.737	320.968	322.707	320.790
Building and construction polystyrene foam products.....		326140-3	12/03	245.828	245.123	244.547	244.787	244.201
Consumer and institutional polystyrene foam products.....		326140-5	12/82	419.723	422.299	409.904	410.966	408.159
All other polystyrene foam products incl. transportation application uses.....		326140-9	06/06	201.865	198.007	198.007	198.007	195.893
Secondary products and miscellaneous receipts.....		326140-SM						
Foam product (ex polystyrene) mfg.....	32615		12/03	200.470	200.273	203.914	203.839	202.366
Urethane and other foam product mfg.....	326150		12/03	200.444	200.247	203.885	203.810	202.336
Primary products.....		326150-P	12/03	195.685	195.503	199.352	199.240	197.754
Packaging polyurethane foam products.....		326150-2	12/03	291.290	291.290	291.290	291.290	291.290
Furniture and furnishings polyurethane foam products.....		326150-4	12/82	329.075	328.352	334.163	331.957	326.453
Polyurethane foam formed and slab stock for pillows, seating, and cushioning...		326150-41	12/05	170.336	168.919	169.386	169.166	166.361
Consumer and institutional polyurethane foam products.....		326150-5	12/03	206.445	206.445	231.830	231.830	231.830
All other miscellaneous polyurethane foam products.....		326150-6	12/03	118.263	118.263	118.424	118.424	118.424
Products made of foam other than polystyrene or polyurethane.....		326150-9	12/99	160.942	160.942	160.942	163.759	163.759
Secondary products and miscellaneous receipts.....		326150-SM						
Secondary products.....		326150-S	12/03	244.894	244.507	244.888	246.292	246.220
Plastics bottle mfg.....	32616		12/03	154.880	154.597	154.537	150.745	148.662
Plastics bottle manufacturing.....	326160		06/93	174.568	174.249	174.182	169.907	167.559
Primary products.....		326160-P	12/82	194.975	194.615	194.538	189.643	187.021
Plastics bottles.....		326160-0	06/87	185.791	185.448	185.374	180.709	178.211
Secondary products and miscellaneous receipts.....		326160-SM						
Other plastics product mfg.....	32619		12/03	182.693	182.184	182.787	182.584	182.779
Plastics plumbing fixture manufacturing.....	326191		06/93	200.908	200.397	201.472	204.674	206.546
Primary products.....		326191-P	06/93	202.463	201.921	203.062	206.463	208.406
Plastics plumbing fixtures.....		326191-0	06/93	202.463	201.921	203.062	206.463	208.406
Secondary products and miscellaneous receipts.....		326191-SM						
Miscellaneous receipts.....		326191-M	12/04	104.768	104.768	104.768	101.079	101.079
All other plastics product manufacturing.....	326199		06/93	202.087	201.523	202.178	201.795	201.934
Primary products.....		326199-P	06/87	239.729	239.018	239.359	238.760	238.871
All other reinforced and fiberglass plastics products.....		326199-A	06/93	246.125	246.125	248.952	257.612	263.242
Consumer/institutional/commercial fabricated plastics products (excl. foam and wire coated).....		326199-C	06/93	214.397	214.785	214.815	215.384	216.612
Transportation fabricated plastics products (excluding foam and reinforced plastics).....		326199-1	06/93	140.381	140.187	140.185	140.193	138.593

See footnotes at end of table.

Table 11. Producer price indexes for net output of selected industries and their products, not seasonally adjusted — Continued
[February 2023]

Title ¹	Industry code	Product code	Index base	Unadjusted index ²				
				Oct. 2022	Nov. 2022 ^P	Dec. 2022 ^P	Jan. 2023 ^P	Feb. 2023 ^P
All other plastics product manufacturing - Continued								
Electrical and electronic fabricated plastics (excluding foam and reinforced plastics).....		326199-2	12/82	150.055	150.055	152.462	152.462	143.232
Industrial machinery plastics products, excluding foam (incl. gears, bearings, etc.).....		326199-3	06/93	201.793	200.064	203.381	203.381	203.381
Plastics packaging (excluding film, sheet, foam, and bottles).....		326199-4	06/93	213.445	211.070	210.993	206.136	205.023
Building & construction fabricated plastics products (excl foam, plumbing fixtures, hardware).....		326199-8	12/03	186.609	185.680	185.067	184.322	186.719
Secondary products and miscellaneous receipts.....		326199-SM						
Miscellaneous receipts.....		326199-M	12/99	172.193	172.193	180.546	181.050	181.050
Secondary products.....		326199-S	06/93	175.967	175.831	175.902	176.648	177.669
Rubber product mfg.....	3262		12/03	189.541	190.172	190.632	193.476	194.136
Tire mfg.....	32621		06/81	211.521	212.533	213.540	218.978	218.957
Tire manufacturing, except retreading.....	326211		06/81	211.531	212.544	213.551	218.988	218.968
Primary products.....		326211-P	06/81	195.371	196.444	197.512	202.633	202.617
Tread rubber, tire sundries, and repair materials.....		326211-H	06/81	287.850	287.850	287.933	287.933	287.069
Pneumatic tires (including passenger, truck, bus, tractor, industrial, and other tires).....		326211-0	12/11	117.616	118.309	118.995	122.304	122.304
Passenger car pneumatic tires (casings).....		326211-01	06/81	176.357	176.652	176.652	182.295	182.295
Truck and bus (including off-the-highway) pneumatic tires.....		326211-03	06/81	193.315	196.077	199.371	204.009	204.009
Secondary products and miscellaneous receipts.....		326211-SM						
Rubber and plastics hose and belting.....	32622		12/03	206.819	206.519	206.646	207.592	207.783
Rubber and plastics hose and belting mfg.....	326220		12/81	330.681	330.200	330.405	331.916	332.221
Primary products.....		326220-P	12/81	332.169	331.644	331.868	333.443	333.763
Rubber and plastics belt and belting mfg.....		326220-D	12/11	144.124	144.240	144.240	146.417	146.723
Rubber and plastics transmission belts and belting (excluding flat).....		326220-D2	12/81	229.182	229.182	229.182	230.717	232.000
Rubber and plastic hose mfg.....		326220-H	12/11	135.364	134.910	135.069	134.171	134.130
Rubber and plastics hose for on- and off-highway motor vehicles.....		326220-H3	12/04	151.968	150.589	150.589	150.589	150.447
Industrial rubber and plastics hose without fittings.....		326220-H4	12/04	166.031	166.031	166.031	164.405	164.405
Rubber and plastics water hose (incl. fire, irrigation, etc.).....		326220-H5	12/04	272.120	272.120	274.732	271.205	271.205
Secondary products and miscellaneous receipts.....		326220-SM						
Miscellaneous receipts.....		326220-M	12/04	173.937	173.937	-	-	-
Other rubber product mfg.....	32629		12/88	211.196	211.855	211.887	212.906	214.790
Rubber product mfg. for mechanical use.....	326291		12/88	160.958	161.668	161.668	162.914	166.191
Primary products.....		326291-P	12/88	152.021	152.600	152.600	153.818	157.110
Other extruded rubber mechanical goods (excl. auto)(excl. tubing).....		326291-C	12/03	148.189	149.280	149.280	149.280	149.280
Molded rubber mechanical goods, automotive.....		326291-1	06/83	106.717	106.717	106.717	107.558	112.617
Molded rubber mechanical goods, transportation (excluding automotive)/off-highway machinery.....		326291-2	12/03	150.065	150.065	150.065	153.442	152.996
Other molded rubber mechanical goods (excluding tubing).....		326291-9	12/03	180.162	180.162	180.162	180.162	180.162
Secondary products and miscellaneous receipts.....		326291-SM						
Secondary products.....		326291-S	06/83	277.341	280.075	280.075	281.387	281.883
All other rubber product manufacturing.....	326299		06/83	284.173	284.836	284.901	285.758	286.268
Primary products.....		326299-P	06/83	286.547	287.327	287.327	288.262	288.832
Rubber druggist and medical sundries, excluding gloves.....		326299-A	12/03	146.039	146.039	146.039	146.108	146.108
All other miscellaneous rubber goods.....		326299-B	06/83	234.923	234.923	234.923	241.072	244.193
Rubber compounds or mixtures for sale or interplant transfer.....		326299-6	06/83	330.212	330.212	330.212	329.000	329.187
All other industrial rubber products.....		326299-7	06/83	313.977	317.579	317.579	317.579	317.579
Secondary products and miscellaneous receipts.....		326299-SM						
Nonmetallic mineral product manufacturing.....	327		12/84	271.950	273.885	274.880	281.195	283.955
Clay product and refractory manufacturing.....	3271		12/03	170.633	171.072	172.406	174.364	175.965
Pottery, ceramics, and plumbing fixture mfg.....	32711		12/84	268.091	268.699	268.884	269.161	269.965
Pottery, ceramics, and plumbing fixture mfg.....	327110		12/11	147.336	147.670	147.772	147.924	148.366
Primary products.....		327110-P	12/11	142.353	142.747	142.866	143.021	143.481
Vitreous china, porcelain, and earthenware (semivitreous) table and kitchenware..		327110-5	12/06	-	-	-	146.673	146.673
All other pottery products (including china decorated for the trade).....		327110-6	12/06	164.211	164.211	164.863	165.032	165.032
Porcelain, steatite, and other ceramic electrical products.....		327110-7	12/85	310.540	312.351	312.504	312.088	314.317
Secondary products and miscellaneous receipts.....		327110-SM						
Clay building material and refractories mfg.....	32712		12/03	170.076	170.540	172.430	175.075	177.095
Clay building material and refractories mfg.....	327120		12/11	134.117	134.483	135.973	138.059	139.652
Primary products.....		327120-P	12/11	134.548	134.943	136.554	138.609	140.241
Brick and structural clay tile.....		327120-1	12/84	240.594	240.594	240.594	242.791	251.147
Building or common brick.....		327120-11	12/84	238.325	238.325	238.325	240.421	248.793
Glazed brick and other brick (paving, floor, and sewer).....		327120-12	12/04	180.679	180.679	180.679	187.613	187.613

See footnotes at end of table.

Table 11. Producer price indexes for net output of selected industries and their products, not seasonally adjusted — Continued
[February 2023]

Title ¹	Industry code	Product code	Index base	Unadjusted index ²				
				Oct. 2022	Nov. 2022 ^p	Dec. 2022 ^p	Jan. 2023 ^p	Feb. 2023 ^p
Clay building material and refractories mfg. - Continued								
Clay floor and wall tile, glazed and unglazed (including quarry tile and ceramic mosaic tile).....		327120-2	06/85	113.009	113.437	114.726	116.641	117.781
Nonclay refractories (excluding dead-burned magnesia).....		327120-6	12/04	195.090	196.008	197.618	201.731	204.449
Clay refractories.....		327120-7	12/04	208.977	208.977	214.859	218.379	218.379
All other structural clay products, excluding clay refractories.....		327120-9	12/85	279.257	279.257	281.065	281.065	281.065
Secondary products and miscellaneous receipts.....		327120-SM						
Miscellaneous receipts.....		327120-M	12/11	134.502	134.502	134.502	137.259	137.259
Glass and glass product manufacturing.....	3272		12/03	158.537	159.985	159.847	165.084	169.484
Glass and glass product manufacturing.....	32721		12/03	158.537	159.985	159.847	165.084	169.484
Flat glass manufacturing.....	327211		12/80	155.751	156.404	155.680	156.354	157.006
Primary products.....		327211-P	12/80	149.154	149.843	149.079	149.730	150.485
Flat glass (float, sheet, and plate process), made by flat glass producers.....		327211-1	12/80	156.077	157.071	155.969	156.993	158.135
Other glass products, made by flat glass producers.....		327211-4	12/06	170.963	170.963	170.963	170.963	171.061
Secondary products and miscellaneous receipts.....		327211-SM						
Other pressed and blown glass and glassware.....	327212		06/83	185.214	185.214	185.223	200.879	200.696
Primary products.....		327212-P	06/83	184.462	184.462	184.471	200.350	200.164
Glass fiber and machine-made pressed and blown glass and glassware, made by glass producers.....		327212-B	06/12	139.656	139.656	139.656	151.939	151.794
Handmade pressed and blown glass and glassware, made by glass producers.....		327212-9	12/04	131.107	131.107	131.620	131.684	131.758
Secondary and miscellaneous receipts.....		327212-SM						
Glass container manufacturing.....	327213		06/82	250.239	256.030	256.030	278.523	277.726
Primary products.....		327213-P	06/82	251.156	257.017	257.017	279.639	278.837
Glass containers (including value of packaging).....		327213-0	12/03	180.657	184.873	184.873	201.145	200.568
Secondary products and miscellaneous receipts.....		327213-SM1						
Glass product mfg. made of purchased glass.....	327215		06/83	198.954	200.505	200.466	202.055	213.385
Primary products.....		327215-P	06/83	193.103	194.583	194.536	196.059	207.117
Pressed and blown glassware, made from purchased glass.....		327215-E	12/22	—	—	100.000	103.099	104.151
Machine-made pressed and blown glassware, made from purchased glass.....		327215-E1	06/13	126.649	126.623	126.367	—	—
Other glass products, made from purchased glass.....		327215-F	06/83	187.026	189.103	189.103	190.562	202.047
Mirrors (decorated and undecorated), made from purchased glass.....		327215-9	06/83	192.568	192.568	—	191.445	205.346
Secondary products and miscellaneous receipts.....		327215-SM						
Secondary products.....		327215-S	06/83	—	—	—	247.715	248.820
Cement and concrete product manufacturing.....	3273		12/03	219.673	221.455	223.059	227.774	229.020
Cement manufacturing.....	32731		06/82	306.079	307.262	307.438	322.213	325.651
Cement manufacturing.....	327310		06/82	306.085	307.269	307.445	322.220	325.658
Primary products.....		327310-P	06/82	301.794	303.021	303.203	317.799	321.211
Cement, hydraulic (including cost of shipping containers).....		327310-0	06/89	298.346	299.558	299.738	314.167	317.541
Secondary products and miscellaneous receipts.....		327310-SM						
Ready-mix concrete manufacturing.....	32732		12/03	222.000	224.125	226.073	229.920	231.779
Ready-mix concrete manufacturing.....	327320		06/81	344.206	347.501	350.521	356.485	359.367
Primary products.....		327320-P	06/81	340.328	343.758	346.904	352.412	355.346
Northeast region ready-mix concrete.....		327320-A	12/12	149.817	150.279	151.797	150.275	156.730
Midwest region ready-mix concrete.....		327320-B	12/12	143.470	148.404	151.084	158.100	158.100
South region ready-mix concrete.....		327320-C	12/12	155.261	154.647	155.838	158.214	159.021
West region ready-mix concrete.....		327320-D	12/12	168.388	171.056	171.538	171.906	173.199
Secondary products and miscellaneous receipts.....		327320-SM						
Miscellaneous receipts.....		327320-M	06/81	389.748	389.748	389.748	400.314	401.827
Secondary products.....		327320-S	06/81	383.246	383.244	383.204	405.815	405.815
Concrete pipe, brick, and block manufacturing.....	32733		12/03	198.504	199.955	202.435	210.235	210.590
Concrete block and brick manufacturing.....	327331		06/81	326.342	326.537	327.095	342.255	342.659
Primary products.....		327331-P	06/81	338.043	337.975	338.496	354.435	354.820
Concrete block and brick.....		327331-0	12/06	160.302	160.270	160.517	168.075	168.258
Structural concrete block, lightweight units (weighing less than 105 lb/cubic ft.) (dry weight).....		327331-01	06/81	306.833	306.833	306.833	323.122	325.536
Structural concrete block, mediumweight units (weighing 105 - 124 lb/cubic ft.) (dry weight).....		327331-02	06/81	390.670	390.670	392.228	405.739	406.530
Structural concrete block, normalweight units (weighing 125 lb or more/cubic ft.) (dry weight).....		327331-03	06/81	368.890	368.952	370.845	386.438	386.901
Decorative concrete block (including screen, split, slump, shadowal block, etc.).....		327331-04	06/81	297.404	297.059	297.404	311.545	311.545
Concrete pavers (including grid, interlocking, etc.).....		327331-05	06/81	339.963	339.963	340.274	355.241	355.241
Concrete brick.....		327331-06	06/81	310.892	310.892	310.892	329.254	329.254
Secondary products and miscellaneous receipts.....		327331-SM						
Miscellaneous receipts.....		327331-M	06/81	291.511	291.511	291.511	295.892	295.892
Secondary products.....		327331-S	06/81	284.436	290.108	293.840	302.330	304.105

See footnotes at end of table.

Table 11. Producer price indexes for net output of selected industries and their products, not seasonally adjusted — Continued
[February 2023]

Title ¹	Industry code	Product code	Index base	Unadjusted index ²				
				Oct. 2022	Nov. 2022 ^p	Dec. 2022 ^p	Jan. 2023 ^p	Feb. 2023 ^p
Concrete block and brick manufacturing - Continued								
Concrete pipe manufacturing.....	327332		12/03	211.065	215.197	221.995	225.962	226.657
Primary products.....		327332-P	12/03	209.787	213.894	220.650	224.613	225.316
Concrete pipe.....		327332-0	12/03	209.787	213.894	220.650	224.613	225.316
Concrete storm sewer pipe.....		327332-02	12/99	274.735	270.438	281.759	289.394	290.347
Concrete pipe, except concrete culvert and storm sewer pipe.....		327332-03	06/94	255.144	255.144	262.575	262.575	263.155
Secondary products and miscellaneous receipts.....		327332-SM1						
Other concrete product manufacturing.....	32739		12/03	231.488	233.074	233.759	237.381	237.403
Other concrete product manufacturing.....	327390		12/03	231.508	233.095	233.780	237.406	237.428
Primary products.....		327390-P	12/03	229.163	230.694	231.327	234.686	234.698
Precast concrete products.....		327390-1	12/79	412.773	413.968	415.645	422.695	423.227
Precast concrete slabs and tile, roof and floor units.....		327390-11	07/85	381.880	381.880	382.167	382.541	382.541
Precast concrete architectural wall panels.....		327390-12	11/84	348.445	348.445	349.290	355.799	355.799
Burial vaults and boxes, precast concrete.....		327390-13	12/79	449.837	450.999	450.999	473.472	473.472
Precast concrete products (excl burial vaults and boxes, slabs and tile, and arch. wall panels).....		327390-14	12/79	385.565	387.421	389.815	395.958	396.641
Prestressed concrete products.....		327390-4	12/79	411.367	417.940	417.761	418.706	416.139
Prestressed concrete products (excl bridge beams and solid and hollow cored slabs and panels).....		327390-43	06/94	213.029	213.278	213.469	213.848	212.133
Prestressed concrete bridge beams.....		327390-46	01/17	209.422	212.338	211.845	211.894	209.415
Prestressed concrete solid and hollow cored slabs and panels.....		327390-47	01/17	162.764	171.427	171.468	172.967	175.217
Secondary products and miscellaneous receipts.....		327390-SM						
Secondary products.....		327390-S	12/79	490.666	490.952	499.147	517.666	518.306
Lime and gypsum product manufacturing.....	3274		12/03	239.846	241.615	241.043	253.648	256.612
Lime manufacturing.....	32741		12/03	274.070	278.406	277.320	327.474	336.683
Lime manufacturing.....	327410		12/85	352.380	357.956	356.560	421.044	432.884
Primary products.....		327410-P	12/85	366.629	372.430	370.978	438.069	450.388
Lime.....		327410-0	12/04	266.999	271.223	270.166	319.025	327.996
Gypsum product manufacturing.....	32742		12/03	237.980	238.704	238.328	238.270	239.165
Gypsum product manufacturing.....	327420		06/81	388.819	390.005	389.393	389.298	390.759
Primary products.....		327420-P	06/81	417.185	418.679	418.102	417.996	419.569
Gypsum building materials.....		327420-1	12/93	349.912	351.383	350.816	350.709	352.285
Other gypsum products.....		327420-5	01/00	243.423	243.423	243.423	243.423	243.423
Secondary products and miscellaneous receipts.....		327420-SM						
Other nonmetallic mineral products.....	3279		12/84	253.462	254.449	254.833	257.575	258.214
Abrasive product manufacturing.....	32791		12/03	167.221	170.181	170.613	171.422	172.129
Abrasive product manufacturing.....	327910		12/80	278.951	283.889	284.609	285.956	287.134
Primary products.....		327910-P	12/80	295.135	300.427	301.199	302.646	303.833
Nonmetallic sized grains, powders, and flour abrasives (incl. graded only).....		327910-1	06/87	245.397	245.397	245.397	245.397	245.397
Nonmetallic abrasive products (including diamond abrasives).....		327910-4	12/80	278.950	290.413	290.751	292.115	295.064
Nonmetallic coated abrasive products and buffing wheels, polishing wheels, and laps.....		327910-7	12/80	352.231	360.129	360.129	360.129	360.710
Secondary products and miscellaneous receipts.....		327910-SM						
Miscellaneous receipts.....		327910-M	12/80	355.657	355.657	355.657	355.657	367.912
All other nonmetallic mineral product mfg.....	32799		12/03	196.662	196.713	196.956	199.331	199.755
Cut stone and stone product manufacturing.....	327991		12/84	240.199	240.199	240.176	240.176	244.440
Primary products.....		327991-P	12/84	233.939	233.939	233.939	233.939	238.181
Dressed dimension granite (including gneiss, syenite, diorite, and cut granite).....		327991-1	12/84	227.481	227.481	227.481	227.481	234.465
Dressed dimension limestone (including dolomite, travertine, calcareous, tufa, & cut limestone).....		327991-4	12/84	204.238	204.238	204.238	-	-
Dressed dimension marble and other stone.....		327991-7	12/84	237.057	237.057	237.057	237.057	237.497
Secondary products and miscellaneous receipts.....		327991-SM						
Secondary products.....		327991-S	12/84	-	-	-	227.327	227.327
Ground or treated mineral and earth manufacturing.....	327992		06/85	300.872	299.593	300.780	306.374	306.284
Primary products.....		327992-P	06/85	294.997	293.690	294.838	300.310	300.102
Ground or treated minerals and earths.....		327992-0	06/85	294.997	293.690	294.838	300.310	300.102
Treated lightweight aggregate and crushed slag, minerals and earths.....		327992-04	12/14	147.639	147.639	147.639	153.872	153.872
Other minerals or earths, treated.....		327992-06	12/14	84.863	85.251	86.087	86.162	86.346
Secondary products and miscellaneous receipts.....		327992-SM						
Mineral wool manufacturing.....	327993		12/81	289.110	290.034	290.413	291.695	289.597
Primary products.....		327993-P	12/81	289.414	290.289	290.677	291.964	289.859
Mineral wool for thermal and acoustical envelope insulation.....		327993-1	12/81	302.611	303.746	304.732	303.245	295.992
Mineral wool for industrial, equipment, and appliance insulation.....		327993-4	12/81	236.531	236.804	235.955	240.317	244.511
Secondary products and miscellaneous receipts.....		327993-SM						
Miscellaneous receipts.....		327993-M1	07/09	134.151	135.532	135.532	135.532	-

See footnotes at end of table.

Table 11. Producer price indexes for net output of selected industries and their products, not seasonally adjusted — Continued
[February 2023]

Title ¹	Industry code	Product code	Index base	Unadjusted index ²				
				Oct. 2022	Nov. 2022 ^P	Dec. 2022 ^P	Jan. 2023 ^P	Feb. 2023 ^P
Mineral wool manufacturing - Continued								
Miscellaneous nonmetallic mineral products manufacturing.....	327999		12/03	173.698	173.669	173.708	179.514	179.514
Primary products.....		327999-P	12/03	172.274	172.274	172.352	178.219	178.219
All other nonmetallic mineral products.....		327999-0	12/03	172.274	172.274	172.352	178.219	178.219
Other nonmetallic mineral products.....		327999-09	06/06	114.860	114.860	115.063	119.428	119.428
Secondary products and miscellaneous receipts.....		327999-SM						
Primary metal mfg.....	331		12/84	298.721	295.497	290.748	289.320	297.527
Iron & steel mills & ferroalloy mfg.....	3311		12/03	280.273	270.841	262.265	255.213	268.563
Iron & steel mills & ferroalloy mfg.....	33111		12/03	280.273	270.841	262.265	255.213	268.563
Iron and steel mills and ferroalloy mfg.....	331110		06/82	300.622	290.515	281.351	273.776	288.072
Primary products.....		331110-P	06/82	302.782	292.132	281.279	272.946	285.144
Steel ingots and semifinished products.....		331110-3	06/82	514.566	506.977	489.107	500.141	518.302
Ferroalloys and related products.....		331110-6	12/09	137.786	135.700	130.205	122.869	117.188
Hot rolled steel bars, plates, and structural shapes.....		331110-7	06/82	319.093	309.165	300.840	292.998	293.978
Hot rolled steel bars, plates, and structural shapes, carbon.....		331110-71	12/17	185.132	179.932	174.234	170.046	170.046
Secondary products and miscellaneous receipts.....		331110-SM						
Steel product mfg from purchased steel.....	3312		12/03	329.097	323.422	313.219	310.395	303.834
Iron & steel pipe and tube mfg from purchased steel.....	33121		12/03	400.829	396.667	384.390	379.588	362.022
Iron and steel pipe and tube manufacturing from purchased steel.....	331210		06/82	573.230	567.290	549.733	542.867	517.748
Primary products.....		331210-P	06/82	592.008	586.224	568.119	560.951	534.823
Iron and steel pipes and tubes, from purchased iron and steel.....		331210-0	06/82	592.008	586.224	568.119	560.951	534.823
Pipe and tube, carbon.....		331210-02	12/10	227.196	225.029	217.972	214.550	204.507
Pipe and tube, alloy.....		331210-03	12/10	190.008	188.002	181.549	178.633	163.737
Pipe and tube, stainless.....		331210-04	12/10	133.426	132.039	130.305	131.647	131.219
Secondary products and miscellaneous receipts.....		331210-SM1						
Rolling & drawing of purchased steel.....	33122		12/03	270.634	263.258	254.725	253.514	255.910
Rolled steel shape mfg.....	331221		06/82	296.402	283.428	270.128	267.829	276.138
Primary products.....		331221-P	06/82	275.801	261.881	248.247	245.087	252.818
Cold rolled steel sheet and strip, made from purchased steel.....		331221-1	06/82	285.873	262.782	243.439	237.550	247.868
Cold finished steel bars and bar shapes, made from purchased steel.....		331221-3	06/82	284.867	285.453	280.371	281.315	285.619
Secondary products and miscellaneous receipts.....		331221-SM						
Steel wire drawing.....	331222		06/82	357.026	352.153	344.823	344.157	341.819
Primary products.....		331222-P	06/82	366.481	361.584	353.534	352.828	350.351
Steel wire, including galvanized and other coated wire.....		331222-5	06/82	317.905	314.556	310.236	311.232	306.857
Carbon steel wire.....		331222-5A	06/82	328.510	323.278	317.290	316.258	308.684
Stainless steel wire.....		331222-5C	06/82	270.136	270.136	270.085	270.085	-
Secondary products and miscellaneous receipts.....		331222-SM						
Miscellaneous receipts.....		331222-M	03/98	161.577	156.777	156.306	156.306	150.652
Secondary products.....		331222-S	06/82	207.038	207.029	206.595	-	-
Alumina & aluminum production & processing.....	3313		12/03	154.535	154.046	155.405	160.128	164.821
Alumina & aluminum production & processing.....	33131		12/03	154.624	154.135	155.495	160.221	164.916
Secondary smelting and alloying of aluminum.....	331314		12/03	187.647	184.805	185.235	185.951	191.140
Primary products.....		331314-P	06/80	203.726	200.303	200.687	201.357	207.119
Aluminum ingot, including billet, made by secondary smelters.....		331314-2	12/03	193.863	190.138	190.552	191.263	196.471
Aluminum and aluminum-base alloys powders, paste, and flakes.....		331314-5	12/03	131.893	132.061	132.061	131.932	137.741
Secondary products and miscellaneous receipts.....		331314-SM						
Aluminum sheet, plate, and foil mfg.....	331315		06/81	208.139	205.351	207.708	212.602	218.573
Primary products.....		331315-P	06/81	215.121	212.239	214.675	219.733	225.904
Aluminum sheet, plate, and foil.....		331315-0	06/81	215.121	212.239	214.675	219.733	225.904
Other aluminum rolling, drawing, and extruding.....	331318		12/81	252.544	249.894	253.194	265.607	274.836
Primary products.....		331318-P	12/81	261.602	258.785	262.399	275.290	285.128
Extruded aluminum rod, bar, and other extruded shapes.....		331318-1	12/81	278.838	275.900	279.725	292.811	303.081
Extruded and drawn aluminum tube.....		331318-3	12/94	123.137	121.525	123.346	133.677	139.714
Secondary products and miscellaneous receipts.....		331318-SM						
Nonferrous (exc alum) production & processing.....	3314		12/03	258.985	271.249	274.153	280.258	285.613
Nonferrous metal (except aluminum) smelting and refining.....	33141		12/03	261.730	273.059	278.937	288.285	-
Nonferrous metal (except aluminum) smelting and refining.....	331410		12/09	103.030	107.489	109.802	113.482	-
Primary products.....		331410-P	12/09	107.182	111.682	113.926	117.817	-
Primary smelting and refining of copper.....		331410-1	06/80	283.432	292.005	292.005	297.401	-
Secondary products and miscellaneous receipts.....		331410-SM1						
Copper rolling/drawing/extruding & alloying.....	33142		12/03	293.549	308.912	311.285	321.614	330.020
Copper rolling, drawing, extruding, and alloying.....	331420		12/11	115.916	121.984	122.921	127.000	130.318

See footnotes at end of table.

Table 11. Producer price indexes for net output of selected industries and their products, not seasonally adjusted — Continued
[February 2023]

Title ¹	Industry code	Product code	Index base	Unadjusted index ²				
				Oct. 2022	Nov. 2022 ^P	Dec. 2022 ^P	Jan. 2023 ^P	Feb. 2023 ^P
Copper rolling, drawing, extruding, and alloying - Continued								
Primary products.....		331420-P	12/11	115.326	121.857	122.797	126.826	130.239
Copper wire and cable.....		331420-A	12/03	262.360	269.518	273.096	285.574	295.061
Copper and copper alloy mill shapes, except wire and cable.....		331420-B	12/22	—	—	100.000	102.245	104.565
Copper and copper alloy sheet, strip, and plate.....		331420-B1	12/80	435.688	466.884	471.446	—	—
Copper and copper alloy rod, bar, and shapes.....		331420-B5	12/80	476.761	513.561	520.036	531.043	539.692
Secondary smelting, refining, and alloying of copper.....		331420-8	12/03	374.351	383.694	373.153	382.110	386.813
Secondary products and miscellaneous receipts.....		331420-SM						
Miscellaneous receipts.....		331420-M	12/11	—	—	—	141.096	—
Other nonferrous roll/draw/extruding/alloying.....	33149		12/03	227.894	237.880	239.865	240.291	240.912
Nonferrous metal (except copper and aluminum) rolling, drawing, and extruding.....	331491		12/03	213.866	212.357	213.669	217.502	221.262
Primary products.....		331491-P	12/03	184.778	183.963	185.131	188.532	191.619
All other nonferrous metal mill shapes.....		331491-D	06/82	286.288	287.532	288.550	293.228	305.183
Nickel and nickel-base alloy mill shapes.....		331491-2	06/82	286.375	281.927	281.592	283.838	291.029
Titanium and titanium-base alloy mill shapes.....		331491-3	06/82	181.734	181.734	185.565	188.064	188.064
Secondary products and miscellaneous receipts.....		331491-SM						
Secondary products.....		331491-S	06/82	364.076	364.076	365.500	359.454	365.999
Secondary smelting, refining, and alloying of nonferrous metal (except copper and aluminum).....	331492		12/03	249.036	266.784	269.288	266.339	263.852
Primary products.....		331492-P	12/03	247.175	266.266	268.876	265.832	263.241
Secondary products and miscellaneous receipts.....		331492-SM						
Foundries.....	3315		12/03	196.789	198.073	198.127	199.601	201.244
Ferrous metal foundries.....	33151		12/84	284.310	284.844	284.976	287.766	290.208
Iron foundries.....	331511		12/80	337.473	338.384	337.411	336.568	341.461
Primary products.....		331511-P	12/80	323.949	324.976	323.878	323.040	327.909
Ductile iron pressure pipe and fittings.....		331511-1	12/80	423.326	431.399	427.617	424.303	428.020
Other ductile iron castings.....		331511-3	06/86	215.954	215.992	215.756	215.518	217.009
Other ductile iron castings for automotive uses.....		331511-31	06/12	111.123	111.052	110.874	111.045	112.874
Other ductile iron castings for all other uses.....		331511-32	06/12	139.360	139.468	139.368	139.005	139.212
Other gray iron castings.....		331511-9	12/03	208.791	208.756	206.096	205.824	212.606
Secondary products and miscellaneous receipts.....		331511-SM						
Steel investment foundries.....	331512		06/81	357.785	357.880	357.880	365.253	365.254
Primary products.....		331512-P	06/81	340.871	340.871	340.871	347.914	347.914
Steel investment castings.....		331512-0	06/81	340.871	340.871	340.871	347.914	347.914
Secondary products and miscellaneous receipts.....		331512-SM						
Secondary products.....		331512-S	06/81	503.564	507.815	507.815	513.382	513.643
Steel foundries, except investment.....	331513		06/81	263.691	264.019	266.683	275.505	275.885
Primary products.....		331513-P	12/03	198.783	199.050	201.221	208.041	208.327
Carbon steel castings, except investment.....		331513-1	06/81	283.381	284.259	291.489	292.250	293.816
Alloy steel castings, excluding investment.....		331513-4	12/17	139.368	139.372	139.372	145.665	145.665
High alloy steel castings, except investment.....		331513-41	06/81	377.096	377.135	377.135	403.407	—
Other alloy steel castings, except investment.....		331513-43	12/03	189.319	189.317	189.317	189.626	189.626
Secondary products and miscellaneous receipts.....		331513-SM						
Nonferrous metal foundries.....	33152		12/84	241.610	244.957	244.954	245.986	247.925
Nonferrous metal die-casting foundries.....	331523		12/11	120.787	122.576	122.419	122.131	122.927
Primary products.....		331523-P	12/11	121.860	123.776	123.639	123.354	124.179
Aluminum die-castings.....		331523-1	06/83	189.695	194.147	193.782	192.643	194.252
Nonferrous (except aluminum) die-castings.....		331523-3	06/91	259.315	258.429	258.652	261.480	261.640
Secondary products and miscellaneous receipts.....		331523-SM						
Secondary products.....		331523-S	12/11	111.681	111.596	110.876	110.336	110.331
Aluminum foundries, except die-casting.....	331524		06/91	219.785	222.575	223.490	225.468	225.843
Primary products.....		331524-P	06/91	201.015	204.057	205.055	206.946	207.200
Aluminum castings, excluding die-castings.....		331524-0	06/91	201.015	204.057	205.055	206.946	207.200
Secondary products and miscellaneous receipts.....		331524-SM						
Secondary products.....		331524-S1	06/08	273.274	273.274	273.274	275.187	276.244
Other nonferrous metal foundries, except die-casting.....	331529		12/11	128.559	130.136	129.948	132.152	134.718
Primary products.....		331529-P	12/11	124.722	125.854	125.451	127.758	130.369
Copper foundries (excluding die-casting).....		331529-5	06/83	393.449	399.151	397.124	404.998	407.953
Secondary products and miscellaneous receipts.....		331529-SM						
Fabricated metal product mfg.....	332		12/84	273.208	273.004	272.643	273.578	274.960
Forging & stamping.....	3321		12/03	179.374	175.096	173.914	175.601	177.693
Forging & stamping.....	33211		12/03	179.403	175.124	173.942	175.630	177.722
Iron and steel forging.....	332111		12/83	190.150	188.955	187.830	192.453	194.221

See footnotes at end of table.

Table 11. Producer price indexes for net output of selected industries and their products, not seasonally adjusted — Continued
[February 2023]

Title ¹	Industry code	Product code	Index base	Unadjusted index ²				
				Oct. 2022	Nov. 2022 ^p	Dec. 2022 ^p	Jan. 2023 ^p	Feb. 2023 ^p
Iron and steel forging - Continued								
Primary products.....		332111-P	12/83	187.602	186.356	185.183	189.939	191.758
Hot impression die impact, press and upset steel forgings.....		332111-1	12/83	198.991	197.355	194.235	199.718	202.005
Hot impression die impact, press and upset carbon steel forgings.....		332111-11	12/83	203.912	202.934	195.142	199.995	203.364
Hot impression die impact, press and upset alloy steel forgings.....		332111-12	12/83	185.782	183.178	184.004	187.679	189.198
Secondary products and miscellaneous receipts.....		332111-SM						
Nonferrous forging.....	332112		12/83	173.282	173.730	173.972	171.898	176.081
Primary products.....		332112-P	12/83	191.979	192.570	192.691	190.280	194.707
Hot impression die impact, press and upset nonferrous forgings.....		332112-4	12/83	202.641	203.315	203.454	200.588	205.850
Hot impression die impact, press, and upset aluminum and aluminum alloy forgings.....		332112-41	12/83	234.742	235.461	235.782	229.645	229.715
Hot impression die impact, press, and upset titanium and titanium alloy forgings.....		332112-42	12/83	145.817	145.817	145.817	146.708	158.730
Other nonferrous hot impression die impact, press, and upset forgings.....		332112-43	06/98	151.537	153.565	153.565	155.899	161.005
Secondary products and miscellaneous receipts.....		332112-SM						
Custom roll forming.....	332114		12/03	208.093	198.398	194.143	194.046	193.971
Primary products.....		332114-P	12/84	241.309	228.747	223.233	223.107	223.009
Custom roll formed products (steel, aluminum and other metal).....		332114-0	06/90	234.287	222.090	216.737	216.615	216.519
Secondary products and miscellaneous receipts.....		332114-SM						
Powder metallurgy part mfg.....	332117		12/03	131.129	130.689	130.652	130.488	—
Primary products.....		332117-P	12/03	131.713	131.271	131.234	131.069	—
Powder metallurgy parts.....		332117-0	12/91	135.182	134.728	134.690	134.521	—
Other metal stamping, except automotive.....	332119		06/84	251.705	245.510	245.872	249.364	254.887
Primary products.....		332119-P	12/03	197.612	192.251	192.472	193.607	198.620
Metal job stampings, except automotive.....		332119-3	06/84	263.121	254.157	254.526	257.592	260.833
Motor and generator metal job stamping.....		332119-32	06/07	128.533	128.533	128.533	123.524	123.524
Other metal job stampings.....		332119-33	06/07	174.156	174.156	174.531	178.573	178.573
Secondary products and miscellaneous receipts.....		332119-SM						
Cutlery & handtool mfg.....	3322		12/03	156.483	156.796	158.067	159.366	160.484
Cutlery & handtool mfg.....	33221		12/03	156.467	156.780	158.051	159.350	160.468
Metal cookware, cutlery, and flatware mfg.....	332215		12/11	127.082	127.082	129.494	129.494	130.407
Primary products.....		332215-P	12/11	126.399	126.399	128.012	128.012	128.933
Cutlery, scissors, shears, trimmers, and snips.....		332215-2	12/83	284.014	284.014	308.757	308.757	308.757
Secondary products and miscellaneous receipts.....		332215-SM						
Miscellaneous receipts.....		332215-M	12/11	130.545	130.545	141.871	141.871	141.871
Secondary products.....		332215-S	12/11	133.418	133.418	133.418	133.418	133.418
Saw blade, handsaw, and hand and edge tool mfg.....	332216		12/11	128.534	128.946	129.158	130.759	131.674
Primary products.....		332216-P	12/11	127.644	127.966	128.214	129.899	130.882
Saw blades and handsaws.....		332216-C	06/83	212.534	212.534	212.534	—	—
Edge tools, hand-operated.....		332216-4	06/96	200.030	200.030	200.030	200.030	204.706
All other miscellaneous hand tools, except handsaws.....		332216-7	12/11	134.820	134.820	134.820	134.820	137.416
Secondary products and miscellaneous receipts.....		332216-SM						
Miscellaneous receipts.....		332216-M	12/11	134.724	134.724	134.724	134.724	134.724
Secondary products.....		332216-S	12/11	134.350	137.493	137.493	138.070	138.026
Architectural & structural metals mfg.....	3323		12/03	255.103	253.620	253.010	253.150	254.151
Plate work & fabricated structural prod mfg.....	33231		12/03	273.752	272.223	271.141	271.952	273.281
Prefabricated metal buildings and components mfg.....	332311		12/81	488.998	487.257	479.228	480.194	482.201
Primary products.....		332311-P	12/81	504.356	503.701	496.001	496.507	499.281
Prefabricated metal bldg & component systems (excl. farm service bldgs, resid. bldgs, & parts).....		332311-1	12/81	537.682	537.691	534.379	534.379	538.344
Other prefabricated and portable metal buildings and parts.....		332311-3	12/81	433.324	431.428	415.582	417.163	417.416
Secondary products and miscellaneous receipts.....		332311-SM						
Fabricated structural metal mfg.....	332312		12/03	269.494	267.991	267.866	268.881	270.506
Primary products.....		332312-P	06/82	355.680	353.414	353.350	355.141	356.326
Fabricated structural metal bar joists and concrete reinforcing bars.....		332312-1	06/82	345.388	342.373	342.966	346.341	348.751
Fabricated structural iron and steel for industrial buildings metal bar joists, short span.....		332312-11	06/11	170.240	168.154	165.877	164.715	166.367
Fabricated structural iron & steel for commercial, residential, institutional, & public bldgs.....		332312-12	06/11	202.390	200.758	201.679	204.562	205.824
Other fabricated structural metal.....		332312-5	06/82	375.377	373.936	373.406	372.867	375.683
Fabricated structural metal for bridges.....		332312-6	06/82	276.021	276.471	273.439	281.906	261.392
Secondary products and miscellaneous receipts.....		332312-SM						
Miscellaneous receipts.....		332312-M1	01/21	200.646	200.389	—	—	—
Plate work mfg.....	332313		12/03	228.586	226.586	224.718	224.718	224.531
Primary products.....		332313-P	12/03	225.983	224.005	222.158	222.158	222.158

See footnotes at end of table.

Table 11. Producer price indexes for net output of selected industries and their products, not seasonally adjusted — Continued
 [February 2023]

Title ¹	Industry code	Product code	Index base	Unadjusted index ²				
				Oct. 2022	Nov. 2022 ^P	Dec. 2022 ^P	Jan. 2023 ^P	Feb. 2023 ^P
Plate work mfg - Continued								
Fabricated plate work (stacks and weldments).....		332313-0	03/80	342.752	339.752	336.951	336.951	336.951
Secondary products and miscellaneous receipts.....		332313-SM1						
Ornamental & architectural metal prod mfg.	33232		12/03	239.554	238.098	237.958	237.454	238.153
Metal window and door mfg.	332321		06/83	403.790	404.210	404.261	404.331	407.414
Primary products.....		332321-P	06/83	422.529	423.062	423.122	423.162	426.163
Metal molding and trim and store fronts.....		332321-B	06/83	1,068.669	1,068.669	1,068.669	1,068.620	1,068.620
Metal windows (except storm sash).....		332321-D	06/83	406.618	406.777	406.777	406.705	406.721
Metal doors (except storm doors).....		332321-1	06/83	409.380	410.211	410.311	410.390	412.021
Metal window and door screens (except combination screens) and metal weather strip.....		332321-9	06/83	345.474	345.474	345.474	345.474	345.474
Secondary products and miscellaneous receipts.....		332321-SM						
Secondary products.....		332321-S	06/83	330.675	330.478	330.478	331.300	339.049
Sheet metal work mfg.	332322		12/82	299.416	296.325	295.983	294.649	295.149
Primary products.....		332322-P	12/82	296.971	293.736	293.416	291.982	290.951
Sheet metal electronic enclosures.....		332322-C	06/11	139.735	139.564	139.604	139.778	139.698
Steel sheet metal computer & peripheral equipment enclosures.....		332322-C1	06/11	122.590	122.433	122.569	122.609	122.643
Aluminum sheet metal computer & peripheral equipment enclosures.....		332322-C2	06/11	167.861	167.648	167.648	167.729	167.729
Other sheet metal electronic enclosures (excluding computers).....		332322-C3	06/11	134.927	134.771	134.764	135.084	134.871
Other sheet metal work.....		332322-G	12/03	168.940	167.725	167.420	167.324	167.405
Aluminum and other sheet metal work.....		332322-G3	06/11	132.959	131.406	131.017	130.882	130.988
Sheet metal air-conditioning ducts and stove pipe.....		332322-1	12/03	290.482	290.482	290.482	292.239	292.239
Sheet metal roofing and roof drainage equipment.....		332322-7	12/03	251.240	241.660	242.430	241.105	238.345
Secondary products and miscellaneous receipts.....		332322-SM						
Secondary products.....		332322-S	12/03	200.278	199.225	199.224	199.543	200.522
Ornamental and architectural metal work mfg.	332323		12/83	508.157	505.094	504.971	504.890	504.440
Primary products.....		332323-P	12/83	550.958	547.528	547.501	547.425	546.981
Open metal flooring, grating, and studs.....		332323-6	12/97	-	291.470	-	-	-
Ornamental and architectural metal work.....		332323-8	12/97	412.826	407.558	407.511	407.397	406.735
Iron, steel, and aluminum stairs, staircases, and fire escapes.....		332323-81	12/83	604.454	594.773	594.675	594.301	592.869
Steel and aluminum fences, gates (not wire), and railings and window guards... ..		332323-82	12/97	303.448	301.845	301.845	301.976	301.968
Other architectural and ornamental work.....		332323-9	12/97	327.700	327.700	327.700	327.700	327.700
Other aluminum and metal architectural and ornamental work.....		332323-91	12/88	317.874	317.874	317.874	317.874	317.874
Other iron and steel architectural and ornamental work.....		332323-92	12/97	348.537	348.537	348.537	348.537	348.537
Secondary products and miscellaneous receipts.....		332323-SM						
Secondary products.....		332323-S	12/83	249.862	248.523	246.977	246.703	244.320
Boiler, tank & shipping container mfg.	3324		12/03	227.351	227.039	227.018	225.344	224.907
Power boiler & heat exchanger mfg.	33241		12/03	247.172	247.964	248.829	250.101	250.101
Power boiler and heat exchanger mfg.	332410		12/03	247.345	248.135	249.001	250.274	250.274
Primary products.....		332410-P	12/03	247.531	247.974	248.894	250.222	250.222
Fabricated heat exchangers and steam condensers (excluding nuclear applications).....		332410-1	03/80	518.266	519.566	521.953	521.953	521.953
Steel power boilers (stationary and marine), parts and attachments (excl. nuclear applications).....		332410-6	05/21	118.131	-	-	121.632	-
Secondary products and miscellaneous receipts.....		332410-SM						
Secondary products.....		332410-S	03/80	458.531	472.422	473.500	-	-
Metal tank (heavy gauge) mfg.	33242		12/03	238.678	238.713	237.942	239.383	239.318
Metal tanks, heavy gauge, mfg.	332420		12/03	238.537	238.571	237.807	239.247	239.182
Primary products.....		332420-P	12/03	232.008	232.008	231.557	233.509	233.509
Metal tanks, heavy gauge.....		332420-0	12/03	232.008	232.008	231.557	233.509	233.509
Secondary products and miscellaneous receipts.....		332420-SM						
Secondary products.....		332420-S	03/80	351.709	352.163	347.438	342.960	342.116
Light gauge metal container mfg.	33243		12/84	226.810	225.889	225.946	221.488	220.674
Metal can mfg.	332431		06/81	223.827	223.784	223.824	220.020	220.026
Primary products.....		332431-P	06/81	222.676	222.676	222.676	218.842	218.842
Steel cans and tinware products.....		332431-1	06/81	334.333	334.333	334.333	336.231	336.231
Aluminum cans (including lids, ends, and parts shipped separately).....		332431-3	06/81	160.095	160.095	160.095	155.000	155.000
Secondary products and miscellaneous receipts.....		332431-SM						
Secondary products.....		332431-S	06/81	216.166	215.767	215.107	-	-
Other metal container mfg.	332439		12/03	282.785	278.248	278.379	269.890	264.773
Primary products.....		332439-P	12/03	-	-	-	279.891	273.943
Steel shipping barrels & drums, exc. beer barrels (more than 12-gallon capacity).....		332439-3	06/83	500.287	465.169	466.043	446.502	423.059
All other metal containers.....		332439-6	12/03	225.603	225.603	225.603	221.327	221.327
Secondary products and miscellaneous receipts.....		332439-SM						
Secondary products.....		332439-S	12/03	224.083	224.083	224.083	202.053	202.053

See footnotes at end of table.

Table 11. Producer price indexes for net output of selected industries and their products, not seasonally adjusted — Continued
[February 2023]

Title ¹	Industry code	Product code	Index base	Unadjusted index ²				
				Oct. 2022	Nov. 2022 ^P	Dec. 2022 ^P	Jan. 2023 ^P	Feb. 2023 ^P
Other metal container mfg - Continued								
Hardware mfg.	3325		12/03	200.341	201.639	203.322	204.890	201.500
Hardware mfg.	33251		12/03	200.341	201.639	203.322	204.890	201.500
Hardware mfg.	332510		06/85	268.718	270.458	272.716	274.819	270.272
Primary products.		332510-P	06/85	256.472	257.717	260.341	262.336	257.668
All other miscellaneous hardware.		332510-A	06/85	468.581	468.523	468.635	469.025	481.171
Furniture hardware (excluding cabinet hardware).		332510-2	06/85	300.674	299.138	299.138	295.560	295.083
Builders' hardware, including fabricated metal safe and vault locks, & cabinet hardware.		332510-4	06/85	296.135	296.444	302.650	302.554	289.737
Motor vehicle hardware (lock units, door & window handles, window regulators, hinges, etc.).		332510-6	06/85	164.989	170.300	170.300	173.215	173.215
Other transportation equipment hardware, incl. marine & aircraft (excl. motor vehicle hardware).		332510-7	06/85	395.059	381.341	381.341	-	-
Secondary products and miscellaneous receipts.		332510-SM						
Miscellaneous receipts.		332510-M	07/85	387.626	388.495	389.911	397.694	406.552
Secondary products.		332510-S	06/85	327.609	337.954	334.666	334.666	334.747
Spring & wire product mfg.	3326		12/03	256.391	277.303	277.040	270.421	268.488
Spring & wire product mfg.	33261		12/03	256.391	277.303	277.040	270.421	268.488
Spring mfg.	332613		12/11	179.845	213.921	213.327	213.079	211.930
Primary products.		332613-P	12/11	188.468	226.833	226.164	225.845	224.563
Cold formed steel springs, except wire.		332613-3	06/81	294.628	505.960	505.451	505.950	506.091
Precision mechanical wire springs.		332613-5	12/82	269.167	270.369	270.579	272.020	271.209
Precision mechanical extension- and torsion-type wire springs.		332613-51	06/01	232.167	231.459	230.751	230.307	228.807
Precision mechanical compression-type wire springs.		332613-52	06/01	178.663	180.060	180.505	182.398	182.307
Secondary products and miscellaneous receipts.		332613-SM						
Secondary products.		332613-S	12/11	111.490	111.494	111.501	113.907	113.907
Other fabricated wire product mfg.	332618		12/82	354.545	353.210	353.491	337.826	334.791
Primary products.		332618-P	12/82	326.650	325.604	326.192	325.354	322.308
Other ferrous wire products, excluding springs, made from purchased wire.		332618-B	12/82	367.780	367.533	368.465	368.458	368.458
Other fabricated wire products, made from purchased wire.		332618-2	06/85	178.260	178.260	178.260	178.260	174.416
Ferrous wire cloth and other ferrous woven wire products, made from purchased wire.		332618-3	12/82	192.676	192.676	192.676	192.676	194.288
Steel fencing and fence gates, made from purchased wire.		332618-7	12/82	503.043	481.358	487.487	475.009	477.005
Steel nails, staples, tacks, spikes, and brads, made from purchased wire.		332618-9	12/03	251.893	251.939	252.632	251.514	251.828
Secondary products and miscellaneous receipts.		332618-SM						
Secondary products.		332618-S	12/82	672.197	677.735	677.880	687.187	687.122
Mach shops, turn prod, screw, nut, bolt mfg.	3327		12/03	166.743	166.870	166.807	167.056	170.587
Machine shops.	33271		12/03	148.507	148.904	148.728	148.729	149.783
Machine shops.	332710		06/84	197.551	198.079	197.845	197.846	199.248
Primary products.		332710-P	06/84	195.743	196.278	196.037	196.037	197.568
Machine shop job work and job order repairs.		332710-0	06/84	194.377	194.908	194.668	194.668	196.190
Secondary products and miscellaneous receipts.		332710-SM						
Turned product & screw, nut & bolt mfg.	33272		12/84	243.650	243.298	243.432	244.170	252.854
Precision turned product mfg.	332721		12/83	238.429	238.935	238.954	239.166	251.556
Primary products.		332721-P	12/83	224.686	225.192	225.211	225.434	238.532
Precision turned products, automotive.		332721-1	12/83	155.108	155.108	155.108	155.108	168.312
Precision turned products, except automotive.		332721-3	12/83	256.175	256.896	256.923	257.262	269.928
Secondary products and miscellaneous receipts.		332721-SM						
Bolt, nut, screw, rivet, and washer mfg.	332722		06/82	275.335	273.476	273.819	275.549	278.504
Primary products.		332722-P	06/82	282.356	280.251	280.618	282.216	285.437
Nonthreaded metal fasteners (except aircraft types).		332722-B	06/82	270.367	266.124	266.087	273.231	270.369
Aircraft fasteners, except plastics (including aerospace).		332722-1	06/82	568.450	557.555	557.555	557.555	557.555
Externally threaded metal fasteners (except aircraft types).		332722-3	06/82	234.979	234.588	234.308	235.903	242.429
Hex bolts, including heavy, tap-and-joint (excluding high-strength structural & aircraft types).		332722-3122	06/82	204.062	198.749	199.015	203.524	203.646
Other metal bolts, including square, round, plow, high-strength structural, & bent bolts.		332722-3133	12/99	266.186	266.187	266.187	262.576	277.937
Cap, set, machine, lag, flange, and self-locking screws (except aircraft types).		332722-3144	12/87	280.349	278.723	277.839	296.163	303.340
Internally threaded fasteners (except aircraft types).		332722-5	06/82	147.743	148.433	151.437	151.838	151.892
Secondary products and miscellaneous receipts.		332722-SM						
Miscellaneous receipts.		332722-M	06/82	245.775	245.631	246.000	260.609	259.812
Coating/engrave/heat treating & other activity.	3328		12/03	165.395	165.376	164.462	168.385	168.336
Coating/engrave/heat treating & other activity.	33281		12/84	227.561	227.535	226.277	231.675	231.608
Metal heat treating.	332811		06/85	214.950	214.950	214.950	220.422	221.849
Primary products.		332811-P	06/85	195.989	195.989	195.989	200.977	202.279

See footnotes at end of table.

Table 11. Producer price indexes for net output of selected industries and their products, not seasonally adjusted — Continued
[February 2023]

Title ¹	Industry code	Product code	Index base	Unadjusted index ²				
				Oct. 2022	Nov. 2022 ^P	Dec. 2022 ^P	Jan. 2023 ^P	Feb. 2023 ^P
Metal heat treating - Continued								
Heat treating of metal for the trade (pickling, annealing, etc.).....		332811-0	06/85	195.989	195.989	195.989	200.977	202.279
Secondary products and miscellaneous receipts.....		332811-SM						
Metal coating and nonprecious engraving.....	332812		12/84	201.254	201.204	198.857	202.835	202.140
Primary products.....		332812-P	12/84	209.483	209.428	206.849	211.364	210.575
Metal coating, engraving, and allied services.....		332812-0	12/84	209.483	209.428	206.849	211.364	210.575
Secondary products and miscellaneous receipts.....		332812-SM						
Electroplating, anodizing and coloring metal.....	332813		12/84	244.158	244.158	244.158	251.482	251.552
Primary products.....		332813-P	12/84	249.141	249.141	249.141	256.700	256.700
Electroplating, plating, polishing, anodizing and coloring metal.....		332813-0	12/84	249.141	249.141	249.141	256.700	256.700
Secondary products and miscellaneous receipts.....		332813-SM						
Other fabricated metal product mfg.....	3329		12/03	202.072	202.419	202.394	204.388	204.620
Metal valve mfg.....	33291		12/03	217.578	219.054	219.027	222.566	223.660
Industrial valve mfg.....	332911		06/91	314.564	318.992	319.036	321.534	321.631
Primary products.....		332911-P	06/91	326.448	330.624	330.624	333.223	333.223
Automatic regulating and control valves and parts (except nuclear), power operated.....		332911-F	12/82	405.859	406.694	406.694	406.711	406.711
Industrial valves for water works and municipal equipment (IBBM, AWWA, and UL).....		332911-N	06/91	366.935	371.690	371.690	373.331	373.331
Industrial ball valves (all metals, pressures, and types), incl. manual & power operated.....		332911-Q	06/91	423.050	433.667	433.667	-	-
Industrial butterfly valves (all metals, pressures, and types), incl. manual & power operated.....		332911-R	06/91	249.186	255.009	255.009	259.721	259.721
All other miscellaneous industrial valves.....		332911-X	06/91	281.368	282.212	282.212	283.858	283.858
Gates, globes, angles and other industrial valves.....		332911-1	06/91	353.108	353.108	353.108	361.298	361.298
Secondary products and miscellaneous receipts.....		332911-SM						
Miscellaneous receipts.....		332911-M	06/91	228.073	232.430	232.430	233.113	233.113
Secondary products.....		332911-S	06/91	256.578	263.064	263.503	265.729	267.261
Fluid power valve and hose fitting mfg.....	332912		06/91	263.386	264.146	264.019	272.420	272.808
Primary products.....		332912-P	06/91	270.073	270.401	270.887	279.156	279.439
Nonaerospace type hydraulic and pneumatic assemblies of hose.....		332912-N	12/98	142.895	142.895	142.895	147.912	148.054
Nonaerospace type flared (metal) fittings, couplings and assemblies.....		332912-T	06/91	226.412	226.412	226.412	228.404	228.573
Nonaerospace type flareless fittings and couplings (incl. nonmetal fittings).....		332912-U	06/91	224.036	224.036	224.036	225.752	227.676
Aerospace type hydraulic fluid power valves.....		332912-1	06/91	181.520	182.197	181.740	181.494	181.494
Nonaerospace type hydraulic directional control valves.....		332912-5	06/91	231.326	232.679	236.362	236.784	236.784
Nonaerospace type hydraulic valves, except directional control.....		332912-7	12/98	251.808	251.808	251.808	251.808	251.808
Nonaerospace type pneumatic directional control valves.....		332912-9	06/91	245.370	246.331	247.462	250.781	250.781
Secondary products and miscellaneous receipts.....		332912-SM						
Miscellaneous receipts.....		332912-M	12/98	210.667	210.667	210.667	-	-
Secondary products.....		332912-S1	12/11	-	-	-	114.037	-
Plumbing fixture fitting and trim mfg.....	332913		06/83	359.159	359.159	359.116	364.618	364.699
Primary products.....		332913-P	06/83	357.032	357.032	357.032	362.651	362.651
Miscellaneous metal and nonmetal plumbing fixtures, fittings, and trim.....		332913-6	06/83	394.116	394.116	394.116	395.435	395.435
Metal and nonmetal lavatory and sink fittings, excluding single control.....		332913-7	06/98	186.864	186.864	186.864	192.714	192.714
Secondary products and miscellaneous receipts.....		332913-SM						
Other metal valve and pipe fitting mfg.....	332919		12/82	376.652	376.818	376.807	378.674	390.123
Primary products.....		332919-P	12/82	405.098	405.301	405.288	407.301	420.287
Plumbing and heating valves and specialties, except plumbers' brass goods.....		332919-1	12/82	378.099	378.099	378.099	-	-
Metal fittings, flanges, and unions for pipe fittings.....		332919-4	12/82	490.060	490.349	490.330	491.390	509.274
Secondary products and miscellaneous receipts.....		332919-SM						
Secondary products.....		332919-S	12/82	244.163	244.163	244.163	245.478	245.478
All other fabricated metal product mfg.....	33299		12/03	191.080	190.558	190.523	191.382	191.032
Ball and roller bearing mfg.....	332991		06/83	336.953	338.705	338.718	339.172	339.106
Primary products.....		332991-P	06/83	326.971	328.540	328.659	328.861	328.422
Ball bearings, complete, unmounted.....		332991-1	06/83	280.731	283.543	284.255	284.255	284.255
Tapered roller bearings (including cups & cones), unmounted.....		332991-3	06/83	376.242	376.242	376.242	376.242	-
Other roller bearings, unmounted.....		332991-5	06/83	357.119	357.119	357.119	358.891	358.891
Mounted bearings (excluding plain).....		332991-7	06/83	464.481	474.486	470.083	472.225	472.225
Parts and components for ball and roller bearings (including balls and rollers) sold separately.....		332991-9	06/83	203.113	202.503	203.372	201.930	199.260
Secondary products and miscellaneous receipts.....		332991-SM						
Secondary products.....		332991-S	06/83	360.746	360.746	360.746	360.746	360.746
Small arms ammunition mfg.....	332992		06/85	300.617	300.761	300.761	305.855	305.855
Primary products.....		332992-P	06/85	333.503	333.736	333.736	340.710	340.710
Small arms ammunition.....		332992-0	12/06	209.276	209.422	209.422	-	-
Secondary products and miscellaneous receipts.....		332992-SM						

See footnotes at end of table.

Table 11. Producer price indexes for net output of selected industries and their products, not seasonally adjusted — Continued
 [February 2023]

Title ¹	Industry code	Product code	Index base	Unadjusted index ²				
				Oct. 2022	Nov. 2022 ^P	Dec. 2022 ^P	Jan. 2023 ^P	Feb. 2023 ^P
Small arms ammunition mfg - Continued								
Secondary products.....		332992-S	05/95	113.782	113.782	113.782	-	-
Ammunition, except small arms, manufacturing.....	332993		12/85	265.926	266.862	266.806	266.634	269.027
Primary products.....		332993-P	12/85	249.987	249.987	249.132	249.132	249.132
Ammunition (excluding small arms), more than 30 mm (1.18 in.).....		332993-0	12/85	249.987	249.987	249.132	249.132	249.132
Secondary products and miscellaneous receipts.....		332993-SM1						
Fabricated pipe and pipe fitting mfg.....	332996		06/81	432.236	428.487	427.380	428.472	432.939
Primary products.....		332996-P	06/81	376.147	372.461	371.373	371.447	376.111
Fabricated pipe and pipe fittings made from purchased pipe.....		332996-0	12/02	248.751	246.313	245.594	245.643	248.727
Secondary products and miscellaneous receipts.....		332996-SM						
Miscellaneous fabricated metal product mfg.....	332999		12/03	182.166	181.100	181.268	182.169	180.212
Primary products.....		332999-P	12/03	181.426	180.265	180.494	181.616	179.702
All other miscellaneous fabricated metal products.....		332999-N	06/85	237.627	236.042	236.354	237.906	235.259
Secondary products and miscellaneous receipts.....		332999-SM						
Secondary products.....		332999-S	12/03	192.487	191.561	191.033	190.916	188.423
Small arms, ordnance, and ordnance accessories mfg.....	33299T		12/11	106.592	106.655	106.655	106.934	106.934
Primary products.....		33299T-P	12/11	106.970	107.040	107.040	107.324	107.324
Single barrel shotguns, other small firearms n.e.c., and parts & attachments for small arms.....		33299T-45	06/13	106.008	106.008	106.008	106.530	106.530
Secondary products and miscellaneous receipts.....		33299T-SM						
Machinery manufacturing.....	333		12/03	171.681	172.272	172.664	174.902	175.491
Agricultural, construction, and mining machinery mfg.....	3331		12/03	175.570	175.940	176.187	179.180	179.104
Agricultural implement manufacturing.....	33311		12/03	171.927	171.845	172.237	172.800	172.237
Farm machinery and equipment mfg.....	333111		12/82	286.116	286.028	286.067	285.883	284.735
Primary products.....		333111-P	12/82	286.902	286.805	286.742	286.387	285.315
Haying machinery and attachments.....		333111-A	12/82	318.756	318.756	318.756	315.615	315.615
Parts for farm machinery, for sale separately.....		333111-C	12/82	255.541	255.930	255.250	255.534	259.239
Farm plows, harrows, rollers, pulverizers, etc., and attachments.....		333111-E	12/02	283.843	283.843	283.843	283.843	283.843
All other farm machinery and equipment, excluding parts, including attachments.....		333111-G	12/82	374.774	371.949	369.826	368.036	360.568
Commercial turf and grounds care equipment, including parts and attachments.....		333111-J	12/82	257.161	258.406	258.406	256.335	257.223
Farm dairy equipment, sprayers and dusters, farm blowers, and attachments.....		333111-I	12/82	277.211	277.211	277.211	279.312	279.312
Planting, seeding, and fertilizing machinery and attachments.....		333111-7	12/82	277.517	277.517	280.223	283.297	285.215
Harvesting machinery (except hay and straw) and attachments.....		333111-9	12/82	321.592	321.592	321.592	321.592	321.592
Secondary products and miscellaneous receipts.....		333111-SM						
Miscellaneous receipts.....		333111-M	12/82	300.214	300.214	301.500	301.500	301.500
Secondary products.....		333111-S	12/82	258.937	259.312	260.296	268.441	267.747
Lawn and garden equipment mfg.....	333112		12/82	164.685	164.463	166.687	169.439	169.316
Primary products.....		333112-P	12/82	167.994	167.924	170.491	173.571	173.478
Consumer nonriding lawn, garden, and snow equipment.....		333112-1	12/82	146.681	146.643	150.829	151.704	151.704
Consumer riding lawn, garden, and snow equipment.....		333112-3	12/82	186.619	187.320	187.468	193.488	193.488
Parts and attachments for consumer lawn, garden, and snow equipment.....		333112-7	06/03	160.922	159.822	160.709	161.236	160.281
Secondary products and miscellaneous receipts.....		333112-SM						
Secondary products.....		333112-S	12/82	144.805	143.863	143.863	143.347	142.877
Construction machinery manufacturing.....	33312		12/03	177.779	178.508	178.551	185.129	185.550
Construction machinery mfg.....	333120		12/80	317.637	318.940	319.016	330.771	331.522
Primary products.....		333120-P	12/80	308.679	309.334	309.426	320.926	321.645
Power cranes, loaders, dozers, tractors, off-highway trucks, mixers, pavers, backhoes, etc.....		333120-1	12/03	176.165	175.906	175.906	184.558	185.105
Power cranes, draglines, & shovels (excavators) (incl. surface mining equip.) (excluding parts).....		333120-11	12/99	180.080	180.330	180.330	188.684	188.684
Mixers, pavers, and related equipment (excluding parts).....		333120-12	12/80	312.521	316.513	316.513	334.823	334.823
Off-highway trucks, haulers, truck-type tractor chassis, trailers, etc. (excluding parts).....		333120-13	12/03	179.633	180.086	180.086	186.767	186.767
Tractor shovel loaders (skid steer, wheel, crawler, and integral design backhoes).....		333120-14	12/80	327.649	327.866	327.866	344.533	345.437
Construction wheel and crawler tractors, dozers, self-propelled log skidders, etc.....		333120-15	12/03	169.862	167.720	167.720	171.759	175.067
Graders, rollers & compactors, rough-terrain forklifts, scrapers, trenchers, etc. (excl. parts).....		333120-16	12/03	197.557	198.364	198.364	206.869	206.869
Construction machinery for mounting (excluding parts, winches, snow clearing attachments).....		333120-17	12/99	170.819	170.819	170.819	189.511	189.511
Parts for construction machinery and equipment, sold separately.....		333120-9	12/99	187.621	188.846	189.414	190.467	190.475
Parts for cranes, draglines, and shovels (including surface mining equipment) (sold separately).....		333120-91	06/07	179.823	179.817	179.817	179.817	179.817
Parts for off-highway wheel tractors and shovel loaders (sold separately).....		333120-92	06/07	137.337	144.974	144.974	145.643	145.643
Parts for other construction machinery (sold separately).....		333120-93	06/07	147.513	146.864	147.707	149.199	149.211
Secondary products and miscellaneous receipts.....		333120-SM						

See footnotes at end of table.

Table 11. Producer price indexes for net output of selected industries and their products, not seasonally adjusted — Continued
 [February 2023]

Title ¹	Industry code	Product code	Index base	Unadjusted index ²				
				Oct. 2022	Nov. 2022 ^P	Dec. 2022 ^P	Jan. 2023 ^P	Feb. 2023 ^P
Construction machinery mfg - Continued								
Miscellaneous receipts.....		333120-M	12/80	508.830	518.344	518.304	525.174	525.711
Mining and oil and gas field machinery mfg.....	33313		12/03	186.889	187.458	187.794	189.163	189.166
Mining machinery and equipment mfg.....	333131		06/81	383.521	386.641	389.125	391.082	391.100
Primary products.....		333131-P	06/81	409.103	412.792	413.716	415.795	415.795
Mining machinery and equipment (except parts sold separately).....		333131-2	09/19	131.746	133.149	133.234	133.974	133.974
Underground mining machinery (except parts sold separately).....		333131-21	06/81	481.314	481.314	481.314	481.314	—
Mineral processing & beneficiation machinery (except parts sold separately)....		333131-23	06/81	442.949	475.178	475.178	475.178	475.178
Crushing, pulverizing & screening machinery (except parts sold separately).....		333131-25	06/81	441.052	461.395	461.395	461.395	461.395
Drills and other mining machinery (except parts sold separately).....		333131-27	06/81	437.891	437.891	441.679	449.347	—
Parts and attachments for mining machinery and equipment (sold separately).....		333131-9	06/81	327.755	329.070	331.432	332.488	332.488
Secondary products and miscellaneous receipts.....		333131-SM						
Miscellaneous receipts.....		333131-M	06/81	269.633	269.633	286.318	292.879	293.963
Oil and gas field machinery and equipment mfg.....	333132		12/80	303.764	304.130	304.160	306.693	306.694
Primary products.....		333132-P	12/80	299.581	299.977	299.977	302.499	302.499
Oil and gas field production machinery and equipment (except pumps).....		333132-A	12/80	257.459	258.622	258.622	261.518	261.518
Oil and gas field production machinery and equipment (except pumps and parts sold separately).....		333132-A1	12/10	133.936	133.936	133.936	135.898	135.898
Parts and attachments for oil and gas field production machinery and equipment (except pumps).....		333132-A2	12/10	126.294	129.656	129.656	129.656	129.656
Rotary oil and gas field drilling machinery and equipment.....		333132-1	12/86	305.109	305.109	305.109	309.631	309.631
Secondary products and miscellaneous receipts.....		333132-SM						
Industrial machinery manufacturing.....	3332		12/84	234.497	235.363	235.005	237.603	241.441
Other industrial machinery manufacturing.....	33324		12/84	231.271	232.125	231.772	234.334	238.119
Food product machinery mfg.....	333241		12/83	334.888	336.000	337.396	345.468	345.594
Primary products.....		333241-P	12/83	346.963	348.356	350.077	358.579	358.579
Dairy and milk products plant machinery and equipment.....		333241-1	12/83	338.108	338.108	338.839	338.839	—
Commercial food products machinery (except packaging and cooking equipment).....		333241-3	12/83	299.955	302.936	305.616	316.385	316.385
Industrial food products machinery for processing foods, beverages, & animal & fowl feed.....		333241-5	12/83	364.048	363.794	364.469	370.856	370.856
Other industrial food and feed machinery.....		333241-51	12/12	143.860	143.860	144.183	144.609	144.609
Machinery for sorting, grading, and cleaning fruits, vegetables, eggs, and for processing meat.....		333241-52	12/12	150.177	150.177	150.177	154.891	154.891
Parts and attachments for industrial food and feed products machinery.....		333241-53	12/12	140.533	140.015	140.533	140.054	140.054
Secondary products and miscellaneous receipts.....		333241-SM						
Miscellaneous receipts.....		333241-M	12/83	237.779	237.807	237.807	241.576	241.576
Secondary products.....		333241-S	12/83	310.603	310.603	310.658	316.983	322.984
Semiconductor machinery mfg.....	333242		12/03	96.008	96.009	96.626	96.699	98.792
Primary products.....		333242-P	12/03	94.287	94.287	94.921	94.993	96.999
Semiconductor machinery and parts.....		333242-0	06/87	121.312	121.312	122.127	122.221	124.801
Secondary products and miscellaneous receipts.....		333242-SM						
Miscellaneous receipts.....		333242-M	12/03	111.188	111.203	111.203	111.206	116.209
Sawmill, woodworking and paper machinery mfg.....	333243		12/11	139.313	141.910	142.196	143.301	143.651
Primary products.....		333243-P	12/11	139.100	141.187	141.499	142.553	142.916
Sawmill and woodworking machinery.....		333243-A	12/80	331.213	331.219	332.132	333.330	335.520
Sawmill and woodworking machinery, excluding parts & attachments.....		333243-A3	06/12	166.859	166.860	167.406	167.707	168.807
Parts, attachments & accessories for sawmill & woodworking machinery.....		333243-A4	06/12	161.247	161.261	161.261	163.397	164.481
Paper industry machinery.....		333243-B	06/82	271.422	276.654	277.224	279.966	279.966
Paper industry machinery, excluding parts & attachments.....		333243-B1	12/03	143.467	143.651	144.221	145.378	145.378
Parts and attachments for paper industry machinery.....		333243-B2	06/82	269.827	280.218	280.244	284.196	284.196
Secondary and miscellaneous receipts.....		333243-SM						
Miscellaneous receipts.....		333243-M	12/11	138.046	147.433	147.433	150.027	150.030
All other industrial machinery mfg.....	333248		12/11	167.110	167.640	166.256	168.228	171.654
Primary products.....		333248-P	12/11	172.788	173.387	171.853	173.985	177.687
Printing machinery and equipment mfg.....		333248-4	12/82	180.834	180.576	180.649	181.453	181.214
All other miscellaneous printing trades machinery, including parts.....		333248-4A	12/88	136.703	136.409	136.493	137.142	136.878
Other printing machinery and equipment, including pre-press preparation and typesetting.....		333248-4A7	06/01	94.920	94.253	94.442	95.361	94.987
Parts, attachments, and accessories for printing trades machinery.....		333248-4A8	06/01	135.971	135.971	135.971	135.971	135.971
Other industrial machinery.....		333248-9	12/11	172.788	173.387	171.853	174.108	178.163
Plastics-working machinery and equipment and parts, excluding patterns and molds.....		333248-91	12/81	244.932	246.550	247.166	246.577	246.577
Parts for plastics-working machinery.....		333248-914	12/08	107.124	107.124	107.511	—	—
Plastics-working machinery and equipment, excluding patterns, molds, and parts sold separately.....		333248-919	12/08	126.666	127.676	127.966	127.615	127.615
Textile machinery (except parts, attachments, and accessories).....		333248-95	12/80	212.495	212.183	212.183	212.183	212.183
Parts and attachments for textile machinery.....		333248-97	12/80	237.995	237.995	237.995	237.995	237.995

See footnotes at end of table.

Table 11. Producer price indexes for net output of selected industries and their products, not seasonally adjusted — Continued
[February 2023]

Title ¹	Industry code	Product code	Index base	Unadjusted index ²				
				Oct. 2022	Nov. 2022 ^P	Dec. 2022 ^P	Jan. 2023 ^P	Feb. 2023 ^P
All other industrial machinery mfg - Continued								
All other industrial machinery.....		333248-98	12/03	236.386	237.138	234.231	238.420	245.683
Secondary products and miscellaneous receipts.....		333248-SM						
Miscellaneous receipts.....		333248-M	12/11	125.281	125.290	124.899	—	—
Secondary products.....		333248-S	12/11	—	—	—	122.412	122.492
Commercial and service industry machinery manufacturing.....	3333		12/03	149.200	149.641	150.331	150.942	151.257
Commercial and service industry machinery manufacturing.....	33331		12/03	149.185	149.626	150.315	150.926	151.241
Commercial and service industry machinery manufacturing.....	333310		12/11	136.575	137.072	137.904	138.465	138.754
Primary products.....		333310-P	12/11	136.377	136.914	137.839	138.373	138.673
Optical instruments and lens mfg.		333310-4	06/91	125.037	125.199	125.188	125.188	125.188
All other miscellaneous optical instruments and lenses (including binoculars and astronomical).....		333310-43	12/98	116.886	117.219	117.197	117.197	117.197
Photographic and photocopying equipment mfg.		333310-6	12/03	131.825	—	—	—	—
Other commercial and service industry machinery mfg.....		333310-8	12/11	136.377	136.914	137.839	138.523	138.907
Commercial laundry and drycleaning machinery.....		333310-85	12/82	323.670	328.880	328.880	343.726	343.726
Commercial cooking and food warming equipment.....		333310-8A	06/82	434.479	436.229	436.514	436.514	436.653
Commercial non electric cooking and food warming equipment, excluding parts and accessories.....		333310-8A1	06/07	204.476	204.476	204.476	204.476	204.476
Commercial electric cooking and food warming equipment, excluding parts and accessories.....		333310-8A2	06/07	170.957	172.804	173.155	173.155	173.306
Parts and accessories for commercial cooking and food warming equipment.		333310-8A3	06/07	165.478	166.544	166.544	166.544	166.544
Electronic teaching machines, teaching aids, etc., including kits.....		333310-8H	09/16	103.052	103.052	103.052	103.052	—
Miscellaneous machinery products.....		333310-8J	09/16	129.078	129.633	131.169	131.855	132.643
Other service industry equipment.....		333310-8J4	09/16	128.530	129.177	130.352	130.861	131.679
Commercial and industrial floor and carpet cleaning machines, excluding vacuum cleaners.....		333310-8J5	09/16	131.822	131.822	136.305	140.533	140.533
Secondary products and miscellaneous receipts.....		333310-SM						
Miscellaneous receipts.....		333310-M	12/22	—	—	100.000	101.121	101.124
Secondary products.....		333310-S	12/22	—	—	100.000	100.000	100.012
HVAC and commercial refrigeration equipment.....	3334		12/03	209.945	210.268	211.237	212.199	212.264
HVAC and commercial refrigeration equipment.....	33341		12/03	209.945	210.268	211.237	212.199	212.264
Fan, blower, air purification equipment mfg.....	333413		12/11	147.490	147.161	147.627	148.782	150.955
Primary products.....		333413-P	12/11	146.211	145.854	146.150	147.352	148.220
Air purification equipment.....		333413-1	12/03	163.091	162.560	163.191	165.029	166.909
Dust collection and other air purification equipment for industrial gas cleaning systems.....		333413-11	12/83	225.447	225.447	225.447	225.447	225.447
Dust collection and other air purification equipment for cleaning incoming air.		333413-13	12/83	247.267	245.698	247.563	251.818	256.168
Air filters for air-conditioners and furnaces, etc. of 2400 CFM or less, except parts.....		333413-131	06/09	161.105	159.934	161.995	167.312	166.940
Other dust collection and air purification equipment, except parts.....		333413-132	06/09	135.320	135.320	135.320	135.816	146.850
Parts for dust collection and air purification equipment.....		333413-133	06/09	147.295	145.954	145.954	145.360	145.360
Industrial and commercial fans and blowers.....		333413-2	12/03	228.588	228.331	228.113	229.125	228.895
Centrifugal blower filter units, and classes I-IV centrifugal fans, except parts.		333413-22	06/09	185.334	185.334	185.529	189.563	189.563
Other centrifugal fans and blowers, except parts.....		333413-23	06/09	184.311	183.888	183.477	183.477	183.477
Parts and accessories for fans and blowers.....		333413-29	06/09	174.086	174.086	174.110	174.110	171.904
Secondary products and miscellaneous receipts.....		333413-SM						
Secondary products.....		333413-S	12/11	152.492	152.704	152.704	152.704	152.704
Heating equipment (except warm air furnaces) mfg.....	333414		06/80	416.759	432.850	435.250	438.256	439.997
Primary products.....		333414-P	06/80	398.182	415.436	418.243	421.272	423.027
Other heating equipment, except electric (incl. parts for nonelectric equipment & oil burners).....		333414-D	06/99	208.920	219.853	222.752	225.724	227.737
Cast iron heating boilers, radiators, and convectors (except parts).....		333414-1	06/99	279.201	279.201	279.201	279.201	279.201
Domestic heating stoves (except electric and parts).....		333414-3	06/80	289.769	311.339	311.339	314.672	314.672
Floor and wall furnaces, unit heaters, infrared heaters, and mechanical stokers.		333414-7	06/99	192.835	203.191	203.191	203.243	203.243
Secondary products and miscellaneous receipts.....		333414-SM						
Secondary products.....		333414-S	06/80	432.707	444.443	441.124	441.377	444.231
Air-conditioning, refrigeration, and forced air heating equipment mfg.....	333415		12/82	282.468	281.493	282.826	283.874	283.130
Primary products.....		333415-P	12/82	286.421	285.432	286.660	287.719	287.136
Warm air furnaces, including duct furnaces and humidifiers, and electric comfort heating.....		333415-C	12/89	218.252	221.232	220.770	221.100	217.535
Parts and accessories for air conditioning and heat transfer equipment.....		333415-D	12/89	272.243	271.985	272.061	273.336	275.675
Unitary air-conditioners, except air source heat pumps.....		333415-E	12/82	248.835	245.253	248.366	248.663	246.752
Heat pumps.....		333415-H	12/09	142.553	140.496	141.281	139.884	141.648
Heat transfer equipment (except elec dehumidifiers), mechanically refrigerated, self-contained.....		333415-2	12/03	239.397	238.367	239.508	241.014	240.930
Commercial refrigerators and related equipment.....		333415-3	12/82	388.504	390.560	390.560	392.039	392.039
Refrigeration condensing units, all refrigerants, except ammonia (complete).....		333415-5	12/82	375.066	375.705	376.350	377.002	378.116
Room air-conditioners and dehumidifiers, except portable dehumidifiers.....		333415-6	12/82	—	—	—	—	—

See footnotes at end of table.

Table 11. Producer price indexes for net output of selected industries and their products, not seasonally adjusted — Continued
 [February 2023]

Title ¹	Industry code	Product code	Index base	Unadjusted index ²				
				Oct. 2022	Nov. 2022 ^P	Dec. 2022 ^P	Jan. 2023 ^P	Feb. 2023 ^P
Air-conditioning, refrigeration, and forced air heating equipment mfg - Continued								
All other miscellaneous refrigeration and air-conditioning equipment.....		333415-9	12/89	275.245	275.245	275.245	279.762	279.762
Secondary products and miscellaneous receipts.....		333415-SM						
Metalworking machinery manufacturing.....	3335		12/03	140.313	140.669	141.567	142.492	143.140
Metalworking machinery manufacturing.....	33351		12/03	140.299	140.655	141.553	142.478	143.126
Industrial mold mfg.....	333511		12/03	118.573	118.750	118.946	122.113	122.122
Primary products.....		333511-P	12/03	117.391	117.582	117.801	121.323	121.323
Industrial molds and mold boxes.....		333511-0	06/81	144.425	144.659	144.929	149.262	149.262
Industrial injection-type molds made of metal for plastics.....		333511-05	12/09	115.172	115.172	115.172	115.287	115.287
Other industrial molds and mold boxes.....		333511-06	12/09	112.606	112.883	113.202	118.340	118.340
Secondary products and miscellaneous receipts.....		333511-SM						
Secondary products.....		333511-S	12/03	146.018	146.018	-	-	-
Special tool, die, jig, and fixture mfg.....	333514		12/03	131.680	131.819	132.096	132.450	133.100
Primary products.....		333514-P	06/81	215.772	215.979	216.445	217.152	218.386
Special dies, tools, jigs, and fixtures.....		333514-0	06/81	215.772	215.979	216.445	217.152	218.386
Jigs and fixtures, including parts.....		333514-0A	06/81	331.683	332.640	333.796	334.655	337.851
Metalworking die and die sets.....		333514-0B	12/02	121.430	121.430	121.738	122.260	123.478
Standard punches, industrial prototypes, die parts & other special tooling for dies.....		333514-0C	06/94	154.686	154.686	154.686	155.187	155.187
Secondary products and miscellaneous receipts.....		333514-SM						
Miscellaneous receipts.....		333514-M	12/03	114.405	114.405	114.405	114.405	114.405
Secondary products.....		333514-S	12/03	132.321	132.816	133.234	133.234	133.615
Cutting tool and machine tool accessory mfg.....	333515		06/83	221.410	222.909	224.996	226.507	226.613
Primary products.....		333515-P	06/83	206.780	208.028	210.442	211.850	211.946
Cutting tools for machine tools and metalworking machinery.....		333515-4	06/83	195.197	196.585	199.270	200.333	200.440
Other cutting tools for machine tools, excluding tips and blanks.....		333515-41	12/00	141.413	142.853	145.822	146.477	146.477
End mills and milling cutters.....		333515-44	06/83	219.992	221.253	223.023	225.987	226.960
Threading tools, including blanks, tips and inserts.....		333515-45	06/07	124.049	124.321	124.321	124.952	124.952
Carbon and high-speed steel shank, solid, tipped carbide twist drills for machine tools.....		333515-48	12/11	123.021	123.021	123.021	123.052	123.052
Taps, carbide indexable, and throwaway inserts for machine tools.....		333515-49	12/11	134.684	134.684	134.684	135.497	135.497
Other attachments and accessories for machine tools and metalworking machinery.....		333515-5	06/83	248.862	248.862	248.862	252.471	252.471
Secondary products and miscellaneous receipts.....		333515-SM						
Secondary products.....		333515-S	06/83	218.952	225.697	225.697	230.236	230.236
Machine tool mfg.....	333517		12/11	127.684	128.062	128.080	128.544	130.062
Primary products.....		333517-P	12/11	125.070	125.422	125.444	125.783	127.057
Metal cutting machine tools.....		333517-2	06/83	216.318	217.143	217.143	217.864	220.539
Parts for metal cutting machine tools (sold separately) & rebuilt machine tools.....		333517-26	06/83	198.326	198.326	198.326	200.645	200.645
Metal machining centers (multifunction numerically controlled machines).....		333517-27	06/83	191.981	191.981	191.981	191.981	201.222
Other metal cutting machine tools.....		333517-2B	12/09	123.053	124.055	124.055	124.106	124.106
Metal forming machine tools.....		333517-3	06/81	291.268	291.268	291.465	291.465	291.675
Metal punching and shearing (power & manual), and bending and forming machines (power only).....		333517-31	06/81	230.673	230.673	230.673	230.673	230.673
Parts for metal forming machine tools (sold separately) and rebuilt metal forming machine tools.....		333517-37	06/81	285.386	285.386	286.334	286.334	286.981
Secondary products and miscellaneous receipts.....		333517-SM						
Miscellaneous receipts.....		333517-M	12/11	140.502	140.502	140.502	141.715	147.472
Secondary products.....		333517-S	12/11	140.846	142.482	142.482	145.340	145.831
Rolling mill and other metalworking machinery mfg.....	333519		12/11	130.747	130.718	135.064	133.722	133.984
Primary products.....		333519-P	12/11	132.585	132.585	137.569	136.058	136.342
Other metalworking machinery, excluding handheld & ultrasonic.....		333519-83	06/83	320.314	320.314	320.314	320.314	323.580
Secondary products and miscellaneous receipts.....		333519-SM						
Miscellaneous receipts.....		333519-M	12/11	133.647	133.390	133.390	-	-
Turbine and power transmission equipment mfg.....	3336		12/84	213.256	214.091	214.681	219.458	219.555
Turbine and power transmission equipment mfg.....	33361		12/84	213.251	214.086	214.676	219.452	219.550
Turbine and turbine generator set units mfg.....	333611		06/82	245.499	245.959	246.518	247.082	248.004
Primary products.....		333611-P	06/82	246.655	247.089	247.617	248.150	249.154
Turbines and turbine generator sets.....		333611-0	06/11	114.647	114.849	115.095	115.342	115.809
Steam, gas, and other turbines and turbine generators.....		333611-05	12/03	149.435	149.348	149.649	150.017	150.365
Parts & accessories for turbines, turbine generators, and turbine generator sets.....		333611-07	12/03	144.490	144.490	144.490	144.490	145.799
Speed changer, drive, and gear mfg.....	333612		12/83	358.757	370.379	375.944	378.126	378.126
Primary products.....		333612-P	12/83	332.308	344.086	349.084	350.249	350.249
Gears, pinions, racks, and worms, sold separately.....		333612-3	12/83	252.647	252.647	256.714	256.714	256.714
Speed changers, industrial high speed drives, and parts other than loose gearing.....		333612-7	12/03	201.915	212.604	215.536	216.900	216.900

See footnotes at end of table.

Table 11. Producer price indexes for net output of selected industries and their products, not seasonally adjusted — Continued
[February 2023]

Title ¹	Industry code	Product code	Index base	Unadjusted index ²				
				Oct. 2022	Nov. 2022 ^P	Dec. 2022 ^P	Jan. 2023 ^P	Feb. 2023 ^P
Speed changer, drive, and gear mfg - Continued								
Secondary products and miscellaneous receipts.....		333612-SM						
Secondary products.....		333612-S	12/83	597.745	610.066	—	—	—
Mechanical power transmission equipment mfg.....	333613		12/84	351.354	351.155	351.759	355.945	355.214
Primary products.....		333613-P	12/84	335.127	334.909	335.163	339.278	338.534
Mechanical power transmission equipment, except speed changers, drives, & gears.....		333613-3	12/84	365.386	365.062	365.439	369.900	368.913
Secondary products and miscellaneous receipts.....		333613-SM						
Other engine equipment mfg.....	333618		12/82	182.214	182.187	182.266	189.111	188.984
Primary products.....		333618-P	12/82	183.545	183.519	183.595	190.538	190.417
Parts & accessories for internal combustion engines, ex. aircraft & gasoline automotive engines.....		333618-F	12/82	235.339	235.339	235.339	244.777	244.777
Diesel, semidiesel, and dual-fuel engines (except automotive).....		333618-3	12/82	202.056	202.056	202.056	213.075	213.075
Diesel, semidiesel, and dual-fuel engines for automobiles, trucks, and buses.....		333618-5	12/82	159.986	159.986	159.986	165.900	165.648
Secondary products and miscellaneous receipts.....		333618-SM						
Secondary products.....		333618-S	12/82	171.883	171.930	171.930	176.668	177.025
Other general purpose machinery manufacturing.....	3339		12/03	191.522	192.701	193.053	195.933	196.798
Pump and compressor manufacturing.....	33391		12/03	200.342	201.516	201.566	205.661	205.934
Air and gas compressor mfg.....	333912		06/84	320.249	324.567	324.567	327.458	328.069
Primary products.....		333912-P	06/84	329.029	333.370	333.370	336.433	337.081
Air and gas compressors and vacuum pumps.....		333912-1	06/84	342.287	347.150	347.150	350.168	350.976
Parts & attachments for air & gas compressors, ex. refrigeration, ice making, & a/c.....		333912-6	06/84	393.202	393.910	393.910	396.316	396.887
Secondary products and miscellaneous receipts.....		333912-SM						
Miscellaneous receipts.....		333912-M	11/86	250.018	250.018	250.018	250.018	250.018
Measuring, dispensing, and other pumping equipment mfg.....	333914		12/83	333.828	334.306	334.448	343.574	343.920
Primary products.....		333914-P	12/83	333.604	334.106	334.266	344.014	344.365
Pumps and pumping equipment, excluding measuring and dispensing pumps.....		333914-1	12/09	143.005	143.250	143.328	147.507	147.658
Pumps and pumping equipment, complete, excluding measuring and dispensing pumps.....		333914-11	12/09	143.689	143.981	143.981	148.741	148.902
Domestic water systems.....		333914-111	12/83	300.868	300.868	300.868	313.273	—
Oil-well and oil-field pumps, except boiler feed.....		333914-113	12/09	121.675	121.675	121.675	121.896	121.896
Industrial pumps, excluding hydraulic fluid power pumps, automatic circulating pumps, etc.....		333914-114	12/83	337.824	337.824	337.824	353.083	353.083
Other pumps, except automotive circulating pumps, and measuring and dispensing pumps.....		333914-115	12/01	223.836	225.930	225.930	226.460	227.505
Parts and attachments for pumps and pumping equipment, excluding measuring and dispensing.....		333914-15	12/83	408.779	408.779	410.170	412.628	412.891
Secondary products and miscellaneous receipts.....		333914-SM						
Miscellaneous receipts.....		333914-M	12/17	122.256	122.113	122.113	123.265	123.265
Secondary products.....		333914-S	12/17	148.165	148.677	148.677	149.544	149.717
Material handling equipment manufacturing.....	33392		12/03	202.531	204.770	204.917	207.941	209.365
Elevator and moving stairway mfg.....	333921		06/81	230.640	230.379	230.379	231.590	231.519
Primary products.....		333921-P	06/81	221.025	220.733	220.733	222.001	221.926
Elevators and moving stairways.....		333921-1	06/81	217.062	217.062	217.062	218.448	218.448
Parts and attachments for elevators and moving stairways (sold separately).....		333921-3	06/81	256.229	254.591	254.591	255.026	254.395
Secondary products and miscellaneous receipts.....		333921-SM						
Conveyor and conveying equipment mfg.....	333922		06/84	283.936	285.242	285.907	293.839	294.216
Primary products.....		333922-P	06/84	272.978	274.040	274.385	282.001	282.182
Unit handling conveyors and conveying systems.....		333922-1	06/84	227.902	227.953	228.466	228.347	228.347
Unit handling gravity and trolley conveyors and conveying systems.....		333922-12	06/09	130.208	130.221	130.181	130.139	130.139
Unit handling tow, belt, roller, pneumatic, portable, carousel, and other nonbelt conveyors.....		333922-14	06/09	141.966	142.002	142.408	142.289	142.289
Parts and accessories for unit handling conveyors and conveying systems, sold separately.....		333922-7	06/84	274.508	274.293	274.311	274.835	274.835
Bulk material handling conveyors and conveying systems.....		333922-8	06/84	289.508	292.234	292.520	313.159	313.749
Parts and accessories for bulk material handling conveyors and conveying systems.....		333922-9	06/84	465.778	467.087	467.087	486.362	486.362
Secondary products and miscellaneous receipts.....		333922-SM						
Miscellaneous receipts.....		333922-M	06/84	369.366	373.458	377.549	387.538	401.973
Secondary products.....		333922-S	06/84	323.194	323.194	323.194	335.074	335.074
Overhead cranes, hoists and monorail systems mfg.....	333923		12/03	217.415	218.094	218.094	220.300	223.665
Primary products.....		333923-P	12/03	219.440	219.659	219.659	221.826	225.331
Hoists and parts and attachments for hoists (sold separately).....		333923-1	12/84	315.631	320.979	320.979	320.979	327.785
Overhead traveling cranes and monorail systems, including parts and attachments sold separately.....		333923-3	12/84	332.828	331.995	331.995	331.995	335.170
Winches, aerial work platforms, and automotive wrecker hoists, including parts and attachments.....		333923-7	12/03	222.341	222.341	222.341	225.841	229.398

See footnotes at end of table.

Table 11. Producer price indexes for net output of selected industries and their products, not seasonally adjusted — Continued
[February 2023]

Title ¹	Industry code	Product code	Index base	Unadjusted index ²				
				Oct. 2022	Nov. 2022 ^P	Dec. 2022 ^P	Jan. 2023 ^P	Feb. 2023 ^P
Overhead cranes, hoists and monorail systems mfg - Continued								
Secondary products and miscellaneous receipts.....		333923-SM						
Secondary products.....		333923-S	12/03	186.752	186.752	186.752	200.943	207.424
Industrial truck, trailer, and stacker mfg.....	333924		12/79	315.695	323.637	323.705	326.490	329.407
Primary products.....		333924-P	12/79	318.917	327.377	327.449	330.383	333.230
Industrial trucks, tractors, mobile straddle carriers & cranes, & automatic stacking machines.....		333924-2	12/79	286.971	295.921	295.997	297.050	300.047
Work trucks with lifting & handling equipment, operator riding, electric, self-propelled.....		333924-21	06/02	210.614	224.380	224.380	223.534	223.534
Work trucks, not fitted with lifting and handling equipment.....		333924-25	06/02	206.411	206.600	206.700	208.618	212.589
Bulk powered material moving equipment, dock boards and metal pallets and skids.....		333924-26	06/02	205.437	205.437	205.437	204.455	204.455
Other work trucks with lifting & handling equipment, non-riding electric or any non-electric.....		333924-27	06/02	184.127	187.817	187.910	188.104	188.158
Parts and attachments for industrial trucks and tractors (sold separately).....		333924-3	12/86	345.857	345.857	345.857	355.897	357.062
Secondary products and miscellaneous receipts.....		333924-SM						
Secondary products.....		333924-S	12/79	553.517	553.517	553.506	512.266	—
All other general purpose machinery mfg.....	33399		12/03	177.947	178.397	179.067	181.129	181.984
Power-driven handtool mfg.....	333991		12/80	253.912	253.914	253.914	256.116	256.116
Primary products.....		333991-P	12/80	246.302	246.303	246.303	248.484	248.484
Power-driven handtools, pneumatic, hydraulic, and powder-actuated.....		333991-6	12/80	343.742	343.747	343.747	348.543	348.543
Power-driven handtools, electric (except battery powered), including parts.....		333991-9	12/04	141.069	141.069	141.069	141.069	141.069
Secondary products and miscellaneous receipts.....		333991-SM						
Miscellaneous receipts.....		333991-M	06/86	204.969	204.969	204.969	204.969	204.969
Welding and soldering equipment mfg.....	333992		12/84	350.926	351.522	351.522	354.064	354.135
Primary products.....		333992-P	12/84	366.989	367.664	367.664	370.321	370.391
Other welding equipment, components, and accessories (excluding arc, resistance, and gas).....		333992-A	06/90	180.857	180.857	180.857	184.127	184.479
Arc welding machines, components, and accessories, excluding electrodes and stud welding equip.....		333992-1	12/84	398.701	398.701	398.701	398.848	398.848
Resistance welders, components, accessories, and electrodes.....		333992-7	12/84	270.185	270.185	270.185	279.693	—
Gas welding and cutting equipment, parts, attachments, and accessories.....		333992-9	06/83	255.968	255.968	255.968	263.559	263.696
Secondary products and miscellaneous receipts.....		333992-SM						
Miscellaneous receipts.....		333992-M	12/84	255.857	255.857	255.857	256.880	258.015
Packaging machinery mfg.....	333993		12/88	258.958	258.973	259.734	264.690	266.386
Primary products.....		333993-P	12/88	264.418	264.418	265.319	270.561	272.343
Packing, packaging, and bottling machinery, excluding parts.....		333993-1	12/88	251.199	251.199	252.103	257.562	259.268
Parts for packing, packaging, and bottling machinery.....		333993-5	12/88	323.194	323.194	324.172	328.746	330.876
Secondary products and miscellaneous receipts.....		333993-SM						
Miscellaneous receipts.....		333993-M	12/88	208.632	208.751	208.751	208.774	209.249
Industrial process furnace and oven mfg.....	333994		06/81	287.264	288.211	290.176	291.555	293.346
Primary products.....		333994-P	06/81	283.824	284.671	286.717	288.000	289.428
Industrial process furnaces & ovens, & industrial electrical heating equipment.....		333994-0	12/04	166.220	166.716	167.915	168.666	169.502
Industrial process furnaces & ovens, & industrial electrical heating equipment, except parts.....		333994-0A	06/11	138.687	139.248	140.373	141.113	142.341
Parts and attachments for industrial process furnaces and ovens.....		333994-0B	06/11	140.680	140.680	141.333	141.650	140.860
Secondary products and miscellaneous receipts.....		333994-SM						
Miscellaneous receipts.....		333994-M	12/86	198.330	199.166	199.166	200.643	202.073
Fluid power cylinder and actuator mfg.....	333995		06/90	266.984	268.982	269.343	271.507	271.507
Primary products.....		333995-P	06/90	268.162	270.310	270.932	273.231	273.231
Nonaerospace-type hydraulic & all aerospace fluid power cylinders & actuators, linear & rotary.....		333995-2	06/90	259.369	261.796	262.584	265.248	265.248
Nonaerospace-type pneumatic fluid power cylinders & actuators, linear & rotary.....		333995-3	06/90	206.330	206.330	206.330	207.892	207.892
Parts for hydraulic & pneumatic fluid power cylinders & actuators, incl accumulators & cushions.....		333995-8	06/90	306.754	308.555	308.555	309.889	309.889
Secondary products and miscellaneous receipts.....		333995-SM						
Fluid power pump and motor mfg.....	333996		06/90	222.850	222.850	224.006	224.273	230.869
Primary products.....		333996-P	06/90	227.783	227.783	228.960	229.156	236.564
Nonaerospace-type reciprocating fluid power pumps.....		333996-1	12/97	187.176	187.176	188.651	188.651	202.579
Nonaerospace-type fluid power motors.....		333996-5	12/97	232.685	232.685	233.975	236.031	236.031
Parts for fluid power pumps, motors, and hydrostatic transmissions.....		333996-9	12/97	187.774	187.774	189.039	188.444	188.444
Secondary products and miscellaneous receipts.....		333996-SM						
Miscellaneous receipts.....		333996-M	06/99	179.899	179.899	181.412	185.309	185.309
All other miscellaneous general purpose machinery mfg.....	333998		12/84	272.910	273.441	275.314	279.553	280.405
Primary products.....		333998-P	12/84	266.976	267.598	269.217	273.498	274.326
Scale and balance mfg.....		333998-7	12/80	236.246	239.639	241.558	243.432	245.008
Retail, commercial, household, and mailing scales and balances.....		333998-74	12/91	181.870	182.033	182.762	195.121	195.121
Parts, attachments, and accessories for scales and balances.....		333998-76	12/91	251.545	253.707	256.986	258.304	266.871

See footnotes at end of table.

Table 11. Producer price indexes for net output of selected industries and their products, not seasonally adjusted — Continued
[February 2023]

Title ¹	Industry code	Product code	Index base	Unadjusted index ²				
				Oct. 2022	Nov. 2022 ^P	Dec. 2022 ^P	Jan. 2023 ^P	Feb. 2023 ^P
All other miscellaneous general purpose machinery mfg - Continued								
Vehicle and industrial scales.....		333998-77	12/91	194.953	199.291	200.521	201.497	201.812
Motor truck and railroad track scales.....		333998-771	12/10	150.852	153.661	153.890	154.717	154.717
Industrial scales (including automatic checkweigher and bulkweigher scales).....		333998-772	12/10	161.117	165.646	168.141	169.488	170.645
Miscellaneous non-vehicle scales (crane, susp, tank, hopper, meas. devices, lab, bulk conveyor).....		333998-773	12/10	—	—	—	—	—
All other miscellaneous general purpose machinery mfg.....		333998-9	12/84	266.976	267.598	269.217	273.641	274.409
Filters and strainers, except fluid power.....		333998-91	12/88	257.642	256.850	257.984	270.298	271.608
Industrial filters and strainers and reusable media, except fluid power.....		333998-911	06/07	156.129	155.430	156.238	165.275	166.281
Nonreusable media for filters and strainers, except fluid power.....		333998-912	12/88	272.666	274.433	274.433	274.433	274.433
Parts and accessories for filters and strainers, except fluid power.....		333998-913	12/88	323.949	324.133	324.133	332.747	332.747
All other miscellaneous general industrial machinery.....		333998-97	06/07	146.096	146.910	148.104	149.745	150.153
Secondary products and miscellaneous receipts.....		333998-SM						
Miscellaneous receipts.....		333998-M	12/22	—	—	100.000	100.478	100.478
Secondary products.....		333998-S	12/22	—	—	100.000	100.253	101.529
Computer & electronic product mfg.....	334		12/03	97.306	97.642	97.829	98.842	98.842
Computer & peripheral equipment mfg.....	3341		12/06	57.982	57.997	58.493	59.443	59.632
Computer & peripheral equipment mfg.....	33411		12/06	57.982	57.997	58.493	59.443	59.632
Electronic computer mfg.....	334111		12/04	31.917	31.141	31.672	32.375	32.625
Primary products.....		334111-P	12/04	16.653	16.097	16.464	16.876	17.022
Host computers, multiusers (mainframes, medium-scale systems, UNIX and PC servers).....		334111-5	12/04	27.816	26.714	27.276	28.051	28.363
Single user computers, microprocessor based, general purpose.....		334111-7	06/07	18.767	18.465	18.973	19.114	19.027
Portable computers, laptops, tablets and other single user computers.....		334111-72	06/07	13.889	13.800	13.876	13.834	13.948
Personal computers and workstations (excluding portable computers).....		334111-73	06/07	21.727	21.351	21.999	22.268	22.036
Secondary products and miscellaneous receipts.....		334111-SM						
Computer storage device mfg.....	334112		12/04	62.331	63.906	64.528	63.607	63.607
Primary products.....		334112-P	12/04	50.399	51.744	52.303	51.563	51.563
Computer storage devices (except parts, attachments and accessories).....		334112-1	12/04	50.053	51.705	51.705	50.950	50.950
Secondary products and miscellaneous receipts.....		334112-SM						
Computer terminal and other computer peripheral equipment mfg.....	334118		12/93	62.662	62.563	62.663	64.830	64.826
Primary products.....		334118-P	12/93	64.460	64.352	64.463	66.664	66.660
Computer terminals (including POS and funds-transfer devices) and other computer peripherals.....		334118-D	12/93	40.290	40.189	40.293	40.344	40.344
Secondary products and miscellaneous receipts.....		334118-SM						
Miscellaneous receipts.....		334118-M	12/93	—	—	—	60.906	60.906
Secondary products.....		334118-S	08/94	—	—	—	56.173	56.173
Communications equipment mfg.....	3342		12/85	99.519	100.695	100.742	102.083	101.783
Telephone apparatus mfg.....	33421		12/03	91.325	92.115	92.148	92.149	94.568
Telephone apparatus mfg.....	334210		12/85	91.776	92.566	92.599	92.600	95.036
Primary products.....		334210-P	12/85	91.741	92.791	92.791	92.791	95.295
Telephone and wireline data networking equipment.....		334210-0	12/85	91.741	92.791	92.791	92.791	95.295
Wireline voice and data network equipment.....		334210-7	12/00	72.521	73.502	73.502	—	—
Secondary products and miscellaneous receipts.....		334210-SM						
Radio/TV broadcast & wireless comm equip mfg.....	33422		12/03	100.114	101.096	101.200	102.912	101.876
Broadcast and wireless communications equipment mfg.....	334220		12/91	93.942	94.836	94.933	96.539	95.567
Primary products.....		334220-P	12/91	91.190	91.189	91.251	92.772	91.801
Broadcast, studio, and related electronic equipment.....		334220-2	12/85	120.684	120.471	120.539	121.046	120.138
Radio station equipment.....		334220-5	06/13	107.981	107.981	107.981	107.981	107.981
Other broadcast and wireless communications systems and equipment.....		334220-9	06/13	106.927	106.973	107.125	108.538	107.156
Secondary products and miscellaneous receipts.....		334220-SM						
Other communications equipment mfg.....	33429		12/03	133.603	136.934	136.669	138.102	138.099
Other communications equipment mfg.....	334290		12/91	143.312	146.883	146.599	148.137	148.134
Primary products.....		334290-P	12/91	150.823	155.023	154.676	156.482	156.482
Alarm systems, including electric sirens and horns.....		334290-1	12/85	140.497	148.969	148.969	151.692	151.692
Intercommunications systems, incl inductive paging systems, excl telephone & telegraph.....		334290-3	12/85	267.825	268.083	263.580	263.423	263.423
Secondary products and miscellaneous receipts.....		334290-SM						
Secondary products.....		334290-S	12/91	163.344	163.344	163.986	163.896	—
Audio & video equipment mfg.....	3343		12/03	99.461	99.461	99.461	99.890	100.798
Audio and video equipment mfg.....	33431		12/03	99.461	99.461	99.461	99.890	100.798
Audio and video equipment mfg.....	334310		03/80	71.973	71.973	71.973	72.284	72.940
Primary products.....		334310-P	03/80	63.526	63.526	63.526	63.806	64.382

See footnotes at end of table.

Table 11. Producer price indexes for net output of selected industries and their products, not seasonally adjusted — Continued
[February 2023]

Title ¹	Industry code	Product code	Index base	Unadjusted index ²				
				Oct. 2022	Nov. 2022 ^P	Dec. 2022 ^P	Jan. 2023 ^P	Feb. 2023 ^P
Audio and video equipment mfg - Continued								
Speakers and commercial sound equipment.....		334310-4	03/80	176.979	176.979	176.979	178.457	181.486
Other consumer audio and video equipment.....		334310-5	03/80	141.789	141.789	141.789	141.789	141.789
Secondary products and miscellaneous receipts.....		334310-SM						
Miscellaneous receipts.....		334310-M	12/86	95.509	95.509	95.509	95.732	97.110
Semiconductor and other electronic component mfg.....	3344		12/84	57.313	57.587	57.650	57.232	57.032
Semiconductor and other electronic component mfg.....	33441		12/84	57.323	57.597	57.660	57.242	57.042
Bare printed circuit board mfg.....	334412		06/91	115.445	115.451	116.580	116.536	117.874
Primary products.....		334412-P	06/91	112.751	112.751	113.872	113.872	115.236
Bare printed circuit boards.....		334412-0	06/82	126.698	126.698	127.958	127.958	129.490
Secondary products and miscellaneous receipts.....		334412-SM2						
Semiconductors and related device mfg.....	334413		12/98	31.730	31.850	31.862	31.791	31.831
Primary products.....		334413-P	12/98	30.664	30.789	30.801	30.736	30.775
Other semiconductor devices, including parts such as chips, wafers, and heat sinks.....		334413-A	06/81	53.946	54.484	54.472	54.815	54.815
Integrated microcircuits, incl semiconductor networks, microprocessors, & MOS memories.....		334413-1	12/98	22.715	22.757	22.771	22.606	22.652
Secondary products and miscellaneous receipts.....		334413-SM						
Electronic connector mfg.....	334417		12/80	263.580	265.717	267.072	266.405	266.393
Primary products.....		334417-P	12/80	260.253	262.551	263.982	263.201	263.187
Electronic connectors, including parts.....		334417-0	12/80	260.253	262.551	263.982	263.201	263.187
Secondary products and miscellaneous receipts.....		334417-SM						
Secondary products.....		334417-S1	05/99	158.311	157.795	157.795	158.103	158.103
Printed circuit assembly mfg.....	334418		12/03	80.245	80.510	80.503	77.724	75.461
Primary products.....		334418-P	12/03	83.131	83.423	83.406	80.371	77.355
Printed circuit assemblies, loaded boards, modules, and consumer external modems.....		334418-9	06/06	89.425	89.738	89.721	86.456	83.212
Secondary products and miscellaneous receipts.....		334418-SM						
Other electronic component mfg.....	334419		12/03	150.770	151.484	151.390	151.159	151.208
Primary products.....		334419-P	12/03	155.316	155.953	155.848	155.598	155.659
Other electronic components.....		334419-0	12/03	155.316	155.953	155.848	155.598	155.659
Secondary products and miscellaneous receipts.....		334419-SM						
Secondary products.....		334419-S	12/03	100.238	102.462	102.461	102.105	101.753
Capacitor, resistor, coil, transformer, and other inductor mfg.....	33441K		12/11	148.577	151.025	151.097	151.400	151.400
Primary products.....		33441K-P	12/11	152.259	154.985	155.065	155.384	155.384
Capacitors for electronic circuitry.....		33441K-4	06/81	252.705	260.203	260.203	260.430	260.430
Electronic coils, transformers, and other inductors.....		33441K-6	06/00	156.951	158.118	158.273	158.403	158.403
Secondary products and miscellaneous receipts.....		33441K-SM						
Nav/measuring/medical/control instruments mfg.....	3345		12/03	139.064	139.258	139.503	141.966	142.190
Nav/measuring/medical/control instruments mfg.....	33451		12/03	139.064	139.258	139.503	141.966	142.190
Electromedical apparatus mfg.....	334510		06/85	85.275	85.322	85.396	86.595	86.595
Primary products.....		334510-P	06/85	73.805	73.850	73.845	74.946	74.946
Electromedical equipment, excluding ionizing radiation equipment.....		334510-2	12/02	84.846	84.897	84.892	86.283	86.283
Secondary products and miscellaneous receipts.....		334510-SM						
Miscellaneous receipts.....		334510-M	12/90	156.282	156.282	158.766	158.766	158.766
Search, detection, and navigation instruments.....	334511		12/91	185.637	185.637	185.819	188.199	188.270
Primary products.....		334511-P	12/91	182.201	182.201	182.400	184.643	184.668
Aeronautical, nautical & navigational instruments, not sending or receiving radio signals.....		334511-1	12/85	317.542	317.542	322.016	325.191	325.191
Search, detection, navigation, and guidance systems and equipment.....		334511-3	12/91	176.506	176.506	176.506	178.797	178.828
Secondary products and miscellaneous receipts.....		334511-SM						
Automatic environmental control mfg.....	334512		12/79	301.023	301.903	301.903	306.176	306.367
Primary products.....		334512-P	12/79	267.321	268.305	268.305	272.549	272.738
Automatic environmental controls for monitoring residential, commercial, and appliance use.....		334512-0	12/03	142.656	143.181	143.181	145.446	145.547
Secondary products and miscellaneous receipts.....		334512-SM						
Miscellaneous receipts.....		334512-M	12/04	202.716	202.716	202.716	202.716	202.716
Industrial process variable instruments.....	334513		06/83	262.933	264.831	266.441	272.896	273.408
Primary products.....		334513-P	06/83	275.633	277.898	279.845	286.286	286.854
Process control instruments.....		334513-0	12/03	164.530	165.882	167.044	170.889	171.228
Secondary products and miscellaneous receipts.....		334513-SM						
Miscellaneous receipts.....		334513-M	06/83	236.193	236.193	236.193	248.043	248.043
Secondary products.....		334513-S	06/83	172.020	—	—	—	—
Totalizing fluid meters and counting devices mfg.....	334514		12/85	223.320	223.320	223.682	233.390	239.057
Primary products.....		334514-P	12/85	227.493	227.493	227.879	237.279	243.530

See footnotes at end of table.

Table 11. Producer price indexes for net output of selected industries and their products, not seasonally adjusted — Continued
[February 2023]

Title ¹	Industry code	Product code	Index base	Unadjusted index ²				
				Oct. 2022	Nov. 2022 ^P	Dec. 2022 ^P	Jan. 2023 ^P	Feb. 2023 ^P
Totalizing fluid meters and counting devices mfg - Continued								
Integrating and totalizing fluid meters, counting devices, and motor vehicle instruments.....		334514-0	12/85	227.493	227.493	227.879	237.279	243.530
Counting devices, excluding motor vehicle instruments.....		334514-3	12/85	219.446	219.446	—	—	—
Motor vehicle instruments.....		334514-7	12/85	153.857	153.857	—	—	—
Secondary products and miscellaneous receipts.....		334514-SM						
Secondary products.....		334514-S	12/85	—	—	—	183.509	183.509
Electricity and signal testing instruments mfg.....	334515		12/83	172.246	172.276	172.433	176.968	176.968
Primary products.....		334515-P	12/83	166.877	166.909	167.079	170.244	170.244
Test equipment for testing electrical, radio, and communication circuits, and motors.....		334515-4	12/83	166.694	166.742	166.990	170.153	170.153
Secondary products and miscellaneous receipts.....		334515-SM						
Analytical laboratory instrument mfg.....	334516		12/85	177.504	177.688	178.086	181.185	181.709
Primary products.....		334516-P	12/85	178.186	178.400	178.877	181.999	182.536
Analytical and scientific instruments, excluding optical.....		334516-0	12/85	178.186	178.400	178.877	181.999	182.536
Secondary products and miscellaneous receipts.....		334516-SM						
Miscellaneous receipts.....		334516-M1	12/14	128.873	128.873	128.873	130.943	130.943
Secondary products.....		334516-S	12/85	144.767	—	—	—	—
Irradiation apparatus mfg.....	334517		06/90	123.198	123.198	123.198	124.147	124.147
Primary products.....		334517-P	06/85	124.062	124.062	124.062	125.081	125.081
Irradiation (ionizing radiation) equipment.....		334517-0	06/85	124.062	124.062	124.062	125.081	125.081
Secondary products and miscellaneous receipts.....		334517-SM						
Other measuring and controlling device mfg.....	334519		06/85	196.407	197.681	198.576	204.997	205.071
Primary products.....		334519-P	06/85	187.726	189.090	190.002	196.337	196.412
Physical properties testing & inspection equipment and kinematic testing & measuring equipment.....		334519-4	06/85	190.961	193.035	193.035	200.880	200.880
Nuclear radiation detection and monitoring instruments.....		334519-5	06/85	232.432	238.481	238.481	246.460	246.460
Commercial, geophysical, meteorological, and general-purpose instruments and equipment.....		334519-7	06/85	191.346	191.346	194.108	201.782	200.843
Secondary products and miscellaneous receipts.....		334519-SM						
Miscellaneous receipts.....		334519-M	06/85	272.283	271.994	272.730	273.321	273.304
Manufacturing and reproducing magnetic and optical media.....	3346		12/03	116.253	116.304	116.292	117.634	117.634
Manufacturing and reproducing magnetic and optical media.....	33461		12/03	116.253	116.304	116.292	117.634	117.634
Manufacturing and reproducing magnetic and optical media.....	334610		01/19	136.221	136.281	136.267	137.837	137.837
Primary products.....		334610-P	01/19	137.274	137.348	137.330	139.021	139.021
Secondary products and miscellaneous receipts.....		334610-SM						
Electrical equipment and appliance mfg.....	335		12/03	190.596	192.473	193.594	197.134	197.688
Electric lighting equipment mfg.....	3351		12/03	148.155	148.183	148.421	149.586	149.590
Electric lighting equipment mfg.....	33513		12/22	—	—	100.000	100.789	100.792
Residential electric lighting fixture mfg.....	335131		12/83	243.893	243.947	244.626	245.024	245.042
Primary products.....		335131-P	12/83	250.302	250.368	251.198	251.671	251.676
Residential-type electric lighting fixtures (except portable), including parts and accessories.....		335131-1	12/83	232.322	232.330	232.330	232.331	232.332
Residential-type portable lighting fixtures, including parts and accessories.....		335131-4	12/83	279.301	279.441	281.342	282.794	282.807
Secondary products and miscellaneous receipts.....		335131-SM						
Secondary products.....		335131-S	12/83	289.617	289.617	289.617	289.617	289.828
Nonresidential electric lighting fixture mfg.....	335132		06/81	257.135	257.135	257.865	261.132	261.131
Primary products.....		335132-P	06/81	254.622	254.622	255.434	258.917	258.916
Commercial and institutional-type electric lighting fixtures, including parts and accessories.....		335132-1	06/81	243.671	243.671	244.662	248.635	248.634
Industrial-type electric lighting fixtures, including parts and accessories.....		335132-5	06/81	286.889	286.889	286.889	286.889	286.889
Secondary products and miscellaneous receipts.....		335132-SM						
Secondary products.....		335132-S	06/81	321.797	321.797	321.797	321.798	321.799
Other lighting equipment, including lamps and bulbs mfg.....	335139		06/85	174.053	174.054	174.055	174.657	174.668
Primary products.....		335139-P	12/22	—	—	100.000	100.328	100.328
Electric lamp bulb, tubes, and components.....		335139-1	12/83	82.910	82.910	82.910	84.053	84.053
Outdoor lighting equipment (including parts and accessories).....		335139-2	06/85	209.474	209.474	209.474	209.474	209.474
Secondary products and miscellaneous receipts.....		335139-SM						
Secondary products.....		335139-S	06/85	189.064	189.080	189.082	190.760	190.967
Household appliance mfg.....	3352		12/84	159.825	159.446	160.466	160.405	160.718
Small electrical appliance mfg.....	33521		12/03	128.688	128.850	129.329	129.512	130.275
Small electrical appliance mfg.....	335210		12/11	116.951	117.099	117.531	117.697	118.391
Primary products.....		335210-P	12/11	117.683	117.806	117.964	118.138	118.856
Parts and attachments for small electric household appliances, including fan parts.....		335210-5	12/82	187.127	187.127	187.127	187.416	187.416

See footnotes at end of table.

Table 11. Producer price indexes for net output of selected industries and their products, not seasonally adjusted — Continued
 [February 2023]

Title ¹	Industry code	Product code	Index base	Unadjusted index ²				
				Oct. 2022	Nov. 2022 ^P	Dec. 2022 ^P	Jan. 2023 ^P	Feb. 2023 ^P
Small electrical appliance mfg - Continued								
Household vacuum cleaners and other floor care machines (including parts and attachments).....		335210-6	12/82	123.246	123.391	123.714	123.391	126.882
Other small electric household appliances, including fans.....		335210-7	05/21	115.898	116.021	116.116	116.414	116.438
Secondary products and miscellaneous receipts.....		335210-SM						
Secondary products.....		335210-S	12/82	201.270	207.905	208.269	208.379	208.508
Major household appliance mfg.....	33522		12/03	162.623	162.115	163.243	163.127	163.326
Major household appliance mfg.....	335220		05/16	132.745	132.329	133.253	133.158	133.321
Primary products.....		335220-P	05/16	132.570	132.137	133.096	132.994	133.166
Household cooking appliances.....		335220-1	06/81	166.465	166.201	168.592	168.564	172.813
Electric household ranges, ovens (including microwave), surface cooking units, and equipment.....		335220-11	06/81	144.050	143.781	145.526	145.823	146.903
Gas household ranges, ovens, surface cooking units, and equipment (incl. parts and accessories).....		335220-13	06/81	165.136	162.440	165.236	164.797	174.025
Other household ranges and cooking equipment, including outdoor equipment...		335220-15	06/81	229.246	234.261	238.505	238.477	239.940
Household refrigerators and home freezers.....		335220-2	12/81	125.577	125.869	126.178	126.286	126.524
Household refrigerators, including combination refrigerator-freezers.....		335220-21	12/81	119.180	118.720	118.959	119.103	119.508
Other major household appliances.....		335220-8	12/82	309.585	307.151	309.572	308.422	299.527
Household water heaters, electric, for permanent installation.....		335220-81	12/82	559.317	559.317	559.317	559.317	560.107
Household water heaters, excluding electric.....		335220-83	12/82	559.668	559.668	559.668	559.668	562.869
Secondary products and miscellaneous receipts.....		335220-SM						
Miscellaneous receipts.....		335220-M	05/16	137.090	137.090	137.090	137.090	137.090
Electrical equipment mfg.....	3353		12/03	196.483	197.295	199.961	201.657	202.568
Electrical equipment mfg.....	33531		12/03	196.483	197.295	199.961	201.657	202.568
Electric power and specialty transformer mfg.....	335311		06/81	406.555	408.861	410.307	420.701	423.339
Primary products.....		335311-P	06/81	401.150	403.670	405.243	415.277	417.979
Power and distribution transformers, except parts.....		335311-1	12/99	325.035	327.423	329.040	338.914	340.513
Secondary products and miscellaneous receipts.....		335311-SM						
Motor and generator mfg.....	335312		06/83	271.738	271.739	272.118	274.108	277.711
Primary products.....		335312-P	06/83	270.193	270.193	270.794	272.275	276.374
Parts, supplies for motors, generators, generator sets, and other rotating equipment.....		335312-C	12/87	265.923	265.923	271.421	271.421	283.064
Other motors and generators n.e.c.....		335312-F	06/06	148.074	148.074	148.074	149.630	152.171
Fractional horsepower motors (rated at less than 746 watts) (except hermetics)...		335312-1	06/83	207.576	207.576	207.576	209.020	210.249
Integral horsepower motors & generators other than for land transport equipment (exc hermetics).....		335312-3	06/83	418.675	418.675	418.675	418.675	418.694
Secondary products and miscellaneous receipts.....		335312-SM						
Miscellaneous receipts.....		335312-M	12/86	283.936	283.939	283.939	283.939	284.076
Secondary products.....		335312-S	06/83	253.674	253.685	253.685	263.101	263.101
Switchgear and switchboard apparatus mfg.....	335313		06/85	288.057	289.627	291.813	292.418	292.174
Primary products.....		335313-P	06/85	298.260	300.053	302.604	303.235	302.969
Switchgear, excluding ducts and relays.....		335313-A	06/85	332.654	336.680	337.861	339.087	338.537
Low voltage panelboards and distribution boards, 1000 volts or less.....		335313-3	06/85	252.855	252.899	258.416	258.471	258.471
Secondary products and miscellaneous receipts.....		335313-SM						
Relay and industrial control mfg.....	335314		06/85	256.007	257.638	268.725	270.341	270.843
Primary products.....		335314-P	06/85	272.654	272.877	287.669	288.879	289.027
Specific-purpose industrial controls.....		335314-C	01/19	117.338	117.714	122.875	122.875	123.130
General-purpose industrial controls.....		335314-F	01/19	126.490	126.490	133.513	134.364	134.364
Relays for electronic circuitry, industrial control overload and switchgear type.....		335314-1	06/90	208.187	208.187	221.506	225.683	225.683
Parts for industrial controls and motor-control accessories.....		335314-7	06/90	247.580	247.580	256.011	256.660	256.660
Secondary products and miscellaneous receipts.....		335314-SM						
Miscellaneous receipts.....		335314-M	06/85	274.099	285.162	285.162	285.162	289.180
Other electrical equipment & component mfg.....	3359		12/03	218.550	222.899	223.104	231.317	231.919
Storage battery mfg.....	33591		12/03	193.825	195.284	195.332	200.030	199.990
Battery mfg.....	335910		12/84	262.962	263.732	263.907	270.256	270.202
Primary products.....		335910-P	12/84	265.538	266.229	266.380	273.052	272.995
Storage batteries.....		335910-1	12/84	265.538	266.229	266.380	267.477	267.477
Storage batteries, lead acid type, BCI dimensional size group 8D or smaller.....		335910-11	12/84	256.920	256.920	256.920	258.559	258.559
Storage batteries, lead acid type, larger than BCI dimensional size group 8D.....		335910-12	12/84	309.652	309.652	310.525	310.525	310.525
Primary batteries.....		335910-2	12/80	251.355	255.073	254.969	279.280	279.042
Secondary products and miscellaneous receipts.....		335910-SM						
Secondary products.....		335910-S	12/84	282.222	295.199	297.600	297.600	297.600
Communication & energy wire & cable mfg.....	33592		12/03	260.333	273.040	273.806	282.601	289.777
Fiber optic cable mfg.....	335921		12/03	94.770	94.770	94.770	95.720	95.720
Primary products.....		335921-P	12/03	95.280	95.280	95.280	96.252	96.252

See footnotes at end of table.

Table 11. Producer price indexes for net output of selected industries and their products, not seasonally adjusted — Continued
 [February 2023]

Title ¹	Industry code	Product code	Index base	Unadjusted index ²				
				Oct. 2022	Nov. 2022 ^p	Dec. 2022 ^p	Jan. 2023 ^p	Feb. 2023 ^p
Fiber optic cable mfg - Continued								
Fiber optic cable, made from purchased fiber optic strand.....		335921-0	12/03	95.280	95.280	95.280	96.252	96.252
Secondary products and miscellaneous receipts.....		335921-SM						
Other communication and energy wire mfg.....	335929		12/03	303.684	320.411	321.420	333.370	343.732
Primary products.....		335929-P	12/03	317.988	337.548	338.717	352.065	363.346
Electronic wire and cable, made of nonferrous metals (purchased wire).....		335929-A	12/82	310.790	311.875	311.875	319.595	330.888
Other insulated wire & cable, incl control & signal, made of nonferrous metals (purchased wire).....		335929-F	12/11	141.628	141.551	142.647	142.651	144.493
Power wire and cable, made from nonferrous metals (purchased wire).....		335929-1	12/82	431.180	493.558	497.285	492.784	511.765
Secondary products and miscellaneous receipts.....		335929-SM						
Wiring device mfg.....	33593		12/03	233.799	236.207	236.240	256.909	257.332
Current-carrying wiring device mfg.....	335931		12/81	236.975	239.053	239.110	283.600	284.821
Primary products.....		335931-P	12/81	227.167	229.328	229.395	274.080	275.311
Current-carrying wiring devices n.e.c.....		335931-A	06/06	130.553	131.526	131.616	183.491	184.249
Current-carrying switches for electrical circuitry (including vehicular switches).....		335931-1	12/99	166.201	167.539	167.601	168.700	168.982
Current-carrying wire connectors for electrical circuitry.....		335931-9	12/81	233.812	236.971	236.920	238.688	240.874
Secondary products and miscellaneous receipts.....		335931-SM						
Secondary products.....		335931-S	12/81	299.224	301.517	301.517	303.342	303.196
Noncurrent-carrying wiring device mfg.....	335932		12/81	601.965	608.820	608.864	612.000	611.397
Primary products.....		335932-P	12/81	613.436	621.151	621.206	624.828	624.015
Noncurrent-carrying electrical conduit and conduit fittings, incl. plastic conduit & fittings.....		335932-4	12/81	798.159	800.102	800.102	808.896	807.827
Other noncurrent-carrying wiring devices and supplies (boxes, covers, bar hangers, etc.).....		335932-6	12/81	—	—	—	508.196	506.736
Secondary products and miscellaneous receipts.....		335932-SM						
All other electrical equipment & component mfg.....	33599		12/03	167.034	168.235	168.256	167.404	164.955
Carbon and graphite product mfg.....	335991		06/85	223.166	223.578	226.751	225.089	226.465
Primary products.....		335991-P	06/85	236.476	236.942	240.530	238.743	240.163
Carbon and graphite products, including electrodes for electric arc furnaces.....		335991-0	06/85	236.476	236.942	240.530	238.743	240.163
Secondary products and miscellaneous receipts.....		335991-SM						
Miscellaneous receipts.....		335991-M	10/88	146.809	146.809	146.809	146.809	149.998
Miscellaneous electrical equipment mfg.....	335999		12/03	158.711	160.120	159.428	158.748	155.291
Primary products.....		335999-P	12/03	156.685	158.231	157.472	156.667	152.575
Rectifying apparatus.....		335999-3	12/85	202.697	203.699	203.699	206.407	206.407
All miscellaneous electrical equipment except rectifying apparatus.....		335999-4	06/08	140.476	142.031	141.185	140.150	136.040
Secondary products and miscellaneous receipts.....		335999-SM						
Secondary products.....		335999-S	12/03	152.822	—	—	—	—
Transportation equipment manufacturing.....	336		12/03	137.389	137.601	137.978	138.622	138.971
Motor vehicle manufacturing.....	3361		12/03	123.580	123.711	124.129	124.532	124.764
Automobile and light truck manufacturing.....	33611		12/03	121.260	121.398	121.858	122.274	122.495
Automobile, light truck and utility vehicle mfg.....	336110		06/82	166.890	167.079	167.712	168.284	168.589
Primary products.....		336110-P	06/82	164.738	164.933	165.585	166.153	166.456
Passenger cars and chassis.....		336110-1	06/82	141.933	141.986	142.020	142.612	142.668
Trucks, truck tractors, & bus chassis 14,000 lb or less, incl. minivans & suvs.....		336110-2	06/82	194.094	194.444	195.763	196.402	196.826
Secondary products and miscellaneous receipts.....		336110-SM						
Heavy duty truck manufacturing.....	33612		12/03	158.147	158.232	158.242	158.480	158.859
Heavy duty truck mfg.....	336120		12/03	158.194	158.278	158.288	158.527	158.906
Primary products.....		336120-P	12/03	159.505	159.592	159.602	159.834	160.210
Trucks, truck tractors, and bus chassis (chassis of own manufacture) 14,001 to 33,000 lbs.....		336120-1	12/03	166.143	166.634	166.634	167.271	168.328
Buses, including military and firefighting vehicles (chassis of own manufacture).....		336120-3	12/03	166.376	166.499	166.546	166.871	166.871
Secondary products and miscellaneous receipts.....		336120-SM						
Motor vehicle body and trailer manufacturing.....	3362		12/03	201.354	201.377	201.439	201.226	201.476
Motor vehicle body and trailer manufacturing.....	33621		12/03	201.710	201.733	201.795	201.581	201.832
Motor vehicle body mfg.....	336211		12/82	327.509	327.615	327.944	330.891	334.205
Primary products.....		336211-P	12/82	323.305	323.401	323.740	326.867	330.381
Other truck and vehicle bodies, sold separately.....		336211-5	12/08	149.594	149.412	149.428	151.807	152.855
Dump truck bodies, for sale separately.....		336211-5A	12/08	186.088	184.492	184.492	184.492	181.184
All other truck and vehicle bodies, sold separately.....		336211-5B	12/08	144.648	144.648	144.648	148.008	150.203
Buses and firefighting vehicles, complete, produced on purchased chassis.....		336211-7	12/08	128.425	128.953	129.482	129.482	129.635
Other trucks and vehicles, complete, produced on purchased chassis.....		336211-9	12/08	159.336	159.450	159.567	159.098	159.154
Other trucks and vehicles, complete, produced on purchased chassis, except upfitting trucks.....		336211-91	09/15	141.680	141.807	141.937	140.859	140.987
Secondary products and miscellaneous receipts.....		336211-SM						

See footnotes at end of table.

Table 11. Producer price indexes for net output of selected industries and their products, not seasonally adjusted — Continued
[February 2023]

Title ¹	Industry code	Product code	Index base	Unadjusted index ²				
				Oct. 2022	Nov. 2022 ^P	Dec. 2022 ^P	Jan. 2023 ^P	Feb. 2023 ^P
Motor vehicle body mfg - Continued								
Secondary products.....		336211-S	12/82	278.035	278.704	279.409	279.409	279.618
Truck trailer mfg.....	336212		12/79	377.884	377.647	378.040	373.309	371.041
Primary products.....		336212-P	12/79	376.260	375.981	376.327	371.608	369.328
Truck trailers and chassis, axle rating 10,000 lbs or more.....		336212-1	12/79	361.391	361.167	361.560	356.617	354.314
Truck trailers and chassis, axle rating less than 10,000 lbs.....		336212-3	11/84	483.316	482.571	482.495	482.192	480.843
Secondary products and miscellaneous receipts.....		336212-SM						
Secondary products.....		336212-S1	05/21	141.895	141.501	142.913	143.060	143.062
Motor home mfg.....	336213		06/84	215.105	215.167	215.667	215.667	216.723
Primary products.....		336213-P	06/84	211.527	211.590	211.590	211.590	212.643
Motor homes built on purchased chassis.....		336213-0	06/06	126.105	126.143	126.143	126.143	126.770
Secondary products and miscellaneous receipts.....		336213-SM1						
Travel trailer and camper mfg.....	336214		12/03	208.623	208.738	208.462	208.469	208.318
Primary products.....		336214-P	12/03	209.847	209.955	209.694	209.693	209.553
Travel trailers.....		336214-1	06/84	280.251	280.445	280.445	280.445	-
Conventional travel trailers.....		336214-19	12/11	168.721	168.910	168.910	168.910	168.910
Automobile and light truck trailers.....		336214-3	12/92	269.735	269.735	268.213	268.207	267.194
Camping trailers, campers, pick-up covers, and parts.....		336214-5	06/84	343.682	343.869	343.869	343.869	343.869
Other parts and components, excluding appliances and furnishings.....		336214-53	06/84	344.468	344.468	344.468	344.468	-
Truck campers, caps, box covers, and fold-down camping trailers.....		336214-56	06/14	144.891	145.106	145.106	145.106	145.106
Secondary products and miscellaneous receipts.....		336214-SM						
Secondary products.....		336214-S	06/84	243.317	243.306	243.326	245.394	245.468
Motor vehicle parts manufacturing.....	3363		12/03	125.146	125.682	125.734	126.435	126.275
Motor vehicle gasoline engine and parts mfg.....	33631		12/03	126.624	127.540	127.689	127.635	128.058
Motor vehicle gasoline engine and engine parts mfg.....	336310		12/03	127.109	128.028	128.177	128.124	128.548
Primary products.....		336310-P	12/03	127.159	127.866	127.888	127.832	128.272
Gasoline engines and engine parts (excluding carburetors).....		336310-2	12/03	126.536	127.336	127.359	127.224	127.192
Carburetors, pistons, piston rings, and valves.....		336310-3	12/82	191.141	190.658	190.657	191.986	201.022
Secondary products and miscellaneous receipts.....		336310-SM						
Miscellaneous receipts.....		336310-M1	09/18	113.077	120.121	120.121	120.121	120.121
Secondary products.....		336310-S	12/11	116.169	116.088	117.239	117.239	117.357
Motor vehicle electric equipment.....	33632		12/03	120.322	120.357	120.331	120.813	120.915
Motor vehicle electrical and electronic equipment mfg.....	336320		12/03	119.864	119.900	119.873	120.353	120.455
Primary products.....		336320-P	12/03	113.933	113.865	113.836	114.236	114.331
Vehicular lighting equipment.....		336320-1	12/83	136.351	136.455	136.261	137.044	137.438
Other motor vehicle electrical and electronic equipment.....		336320-2	12/03	113.664	113.562	113.562	113.894	113.928
Battery charging alternators, generators, and regulators.....		336320-23	12/82	135.987	136.074	136.074	136.225	136.225
Parts for engine electrical and electronic equipment.....		336320-2A	12/82	170.380	164.380	164.380	163.887	163.887
All other miscellaneous non-engine electrical and electronic equipment.....		336320-2D	12/03	118.083	118.091	118.091	118.803	118.803
All other miscellaneous complete engine electrical equipment, including spark plugs.....		336320-2U	12/82	124.503	124.797	124.797	124.562	124.780
Secondary products and miscellaneous receipts.....		336320-SM						
Miscellaneous receipts.....		336320-M	12/03	137.507	136.890	136.890	138.610	138.779
Secondary products.....		336320-S	12/03	127.698	128.228	128.228	129.208	129.208
Motor vehicle steering and suspension parts.....	33633		12/03	111.570	111.504	111.747	109.327	109.370
Motor vehicle steering and suspension components (except spring) manufacturing.....	336330		12/03	111.359	111.293	111.535	109.121	109.163
Primary products.....		336330-P	12/03	107.948	107.948	108.304	105.881	105.881
Motor vehicle steering and suspension components (excluding spring), new and rebuilt.....		336330-0	12/99	107.751	107.751	108.106	105.687	105.687
Secondary and miscellaneous receipts.....		336330-SM						
Motor vehicle brake system manufacturing.....	33634		12/03	135.583	135.452	135.201	135.663	135.629
Motor vehicle brake system mfg.....	336340		12/03	135.558	135.427	135.176	135.645	135.611
Primary products.....		336340-P	12/03	136.300	136.156	135.808	136.594	136.558
Motor vehicle brake parts and assemblies, new.....		336340-1	12/88	145.205	145.039	144.639	145.476	145.438
Motor vehicle drum brake assemblies and parts, new.....		336340-1E	12/05	151.080	152.441	150.259	149.151	149.151
Motor vehicle disc brake assemblies and parts, new.....		336340-1F	12/11	128.166	128.166	128.166	130.527	130.527
Other motor vehicle brake parts and assemblies, new.....		336340-1G	12/99	122.424	121.576	121.642	122.548	122.473
Secondary products and miscellaneous receipts.....		336340-SM						
Motor vehicle power train components mfg.....	33635		12/03	132.505	132.209	132.194	134.465	134.579
Motor vehicle transmission and power train parts manufacturing.....	336350		12/03	130.933	130.640	130.625	132.869	132.982
Primary products.....		336350-P	12/03	125.444	125.130	125.116	127.302	127.405
Motor vehicle drive train components, excluding wheels and brakes, new.....		336350-2	12/88	128.747	128.422	128.408	130.748	130.859
Motor vehicle transmissions (except auxiliary and parts), new.....		336350-20	06/12	110.687	110.687	110.687	114.879	115.476
Parts for manual and automatic transmissions, new.....		336350-23	12/88	129.646	129.038	128.998	129.884	129.328

See footnotes at end of table.

Table 11. Producer price indexes for net output of selected industries and their products, not seasonally adjusted — Continued
[February 2023]

Title ¹	Industry code	Product code	Index base	Unadjusted index ²				
				Oct. 2022	Nov. 2022 ^P	Dec. 2022 ^P	Jan. 2023 ^P	Feb. 2023 ^P
Motor vehicle transmission and power train parts manufacturing - Continued								
Other motor vehicle drive train components, except wheels and brakes, new.		336350-25	12/99	98.477	97.597	97.567	97.187	97.026
Motor vehicle drive train components, rebuilt.		336350-3	12/03	141.437	141.437	141.437	141.973	141.973
Secondary products and miscellaneous receipts.		336350-SM						
Secondary products.		336350-S	12/03	136.857	137.260	137.236	137.490	137.625
Motor vehicle seating and interior trim mfg.	33636		12/03	114.261	113.902	114.064	115.223	115.219
Motor vehicle seating and interior trim mfg.	336360		12/03	114.211	113.851	114.013	115.172	115.168
Primary products.		336360-P	12/03	113.021	112.096	112.246	113.237	113.230
Automobile trimmings.		336360-1	12/03	94.110	94.110	94.110	94.537	94.537
Seats for public conveyance and aircraft.		336360-3	12/01	117.547	116.927	117.192	117.927	117.910
Metal motor vehicle seat frames.		336360-7	06/09	111.376	—	—	—	—
Secondary products and miscellaneous receipts.		336360-SM						
Secondary products.		336360-S	12/03	163.344	168.119	167.969	170.316	170.375
Motor vehicle metal stamping.	33637		12/03	124.373	128.951	128.554	128.191	127.625
Motor vehicle metal stamping.	336370		12/82	136.218	141.232	140.797	140.399	139.780
Primary products.		336370-P	12/82	126.646	131.911	131.879	131.480	130.872
Automotive job stampings (truck, bus, and passenger car).		336370-0	12/82	126.646	131.911	131.879	131.480	130.872
Secondary products and miscellaneous receipts.		336370-SM						
Secondary products.		336370-S	12/82	142.875	144.183	141.457	141.660	141.654
Other motor vehicle parts manufacturing.	33639		12/03	124.612	124.727	124.992	126.353	125.584
Other motor vehicle parts mfg.	336390		12/03	127.089	127.207	127.477	128.864	128.081
Primary products.		336390-P	12/03	124.778	124.626	124.927	126.310	125.527
Filters, new, internal combustion engines and motor vehicles.		336390-A	12/82	186.241	188.017	188.017	188.017	188.017
Motor vehicle air-conditioning systems and compressors.		336390-B	12/03	103.188	103.188	103.188	103.188	102.515
All other motor vehicle parts and accessories, including trailer hitches.		336390-8	12/03	112.525	112.311	112.884	115.464	115.749
Secondary products and miscellaneous receipts.		336390-SM						
Miscellaneous receipts.		336390-M	12/11	120.359	122.662	122.662	122.662	121.255
Secondary products.		336390-S	12/11	125.384	126.612	126.695	127.685	127.556
Aerospace product and parts manufacturing.	3364		06/85	258.277	258.677	259.645	261.251	262.870
Aerospace product and parts manufacturing.	33641		06/85	258.277	258.677	259.645	261.251	262.870
Aircraft mfg.	336411		12/85	268.313	268.857	270.108	271.703	272.963
Primary products.		336411-P	12/85	257.000	257.542	258.848	260.063	261.343
Civilian aircraft.		336411-3	12/85	317.207	318.188	320.158	322.294	324.543
Military aircraft.		336411-4	06/13	104.610	104.610	104.610	104.610	104.610
Modification, conversion, and overhaul of previously accepted aircraft.		336411-5	12/85	145.236	145.710	148.786	—	—
Secondary products and miscellaneous receipts.		336411-SM						
Secondary products.		336411-S	12/85	—	—	—	477.647	477.647
Aircraft engine and engine parts mfg.	336412		12/85	253.933	253.978	254.568	256.567	256.956
Primary products.		336412-P	12/85	250.799	250.909	252.004	253.762	254.185
Aeronautical services on aircraft engines.		336412-5	12/85	250.531	250.531	250.531	258.335	258.335
Aircraft engine parts and accessories.		336412-7	12/85	260.321	260.538	262.699	263.614	264.098
Parts and accessories for military aircraft engines.		336412-75	12/11	123.727	123.742	123.742	123.786	124.467
Parts and accessories for civilian aircraft engines.		336412-77	12/11	114.523	114.637	115.808	116.396	116.393
Secondary products and miscellaneous receipts.		336412-SM						
Secondary products.		336412-S	12/85	240.088	240.088	240.088	242.457	242.743
Other aircraft parts and equipment mfg.	336413		06/85	197.786	197.879	197.880	199.323	203.901
Primary products.		336413-P	06/85	193.567	193.700	193.665	194.817	199.304
Aircraft propellers and helicopter rotors.		336413-1	12/91	220.060	220.191	220.388	220.725	220.725
Aircraft parts and auxiliary equipment.		336413-7	06/85	185.129	185.263	185.203	186.391	191.121
Aircraft landing gear for civilian and military aircraft.		336413-72	06/08	169.118	169.118	169.118	187.527	187.527
Other aircraft subassemblies and parts for military aircraft.		336413-73	06/08	124.138	124.138	124.268	124.284	124.284
Other aircraft subassemblies and parts for civilian aircraft.		336413-74	06/08	108.728	108.912	108.778	108.944	112.569
Secondary products and miscellaneous receipts.		336413-SM						
Secondary products.		336413-S	06/85	228.330	227.806	228.412	235.151	241.714
Railroad rolling stock manufacturing.	3365		06/84	225.940	226.223	226.606	226.514	227.868
Railroad rolling stock manufacturing.	33651		06/84	226.017	226.300	226.684	226.592	227.946
Railroad rolling stock mfg.	336510		06/84	225.822	226.105	226.485	226.394	227.747
Primary products.		336510-P	06/84	232.393	232.743	232.859	232.662	234.194
Street, subway, trolley, and rapid transit cars, and railway maintenance equipment and parts.		336510-5	06/84	187.206	188.378	188.767	188.423	189.663
Railway maintenance of way equipment & parts, parts for all railcars, & other railway vehicles.		336510-54	06/84	188.496	189.821	190.261	189.836	191.086
Air brake and other brake equipment.		336510-541	06/84	127.301	127.301	127.301	126.581	128.470
Secondary products and miscellaneous receipts.		336510-SM						

See footnotes at end of table.

Table 11. Producer price indexes for net output of selected industries and their products, not seasonally adjusted — Continued
[February 2023]

Title ¹	Industry code	Product code	Index base	Unadjusted index ²				
				Oct. 2022	Nov. 2022 ^P	Dec. 2022 ^P	Jan. 2023 ^P	Feb. 2023 ^P
Railroad rolling stock mfg - Continued								
Miscellaneous receipts.....		336510-M	06/84	162.049	162.143	164.750	164.750	164.750
Secondary products.....		336510-S1	12/11	112.108	112.108	112.108	113.241	113.281
Ship and boat building.....	3366		12/84	266.322	267.944	269.154	270.974	272.152
Ship and boat building.....	33661		12/84	266.333	267.954	269.165	270.985	272.162
Ship building and repairing.....	336611		12/85	233.111	234.935	236.161	238.091	239.372
Primary products.....		336611-P	12/85	224.407	224.405	225.664	227.540	228.808
Ship repair, nonmilitary.....		336611-A	12/85	276.619	276.776	284.670	295.218	303.112
Military self-propelled ships, new construction.....		336611-5	12/85	189.856	189.835	189.983	190.650	190.650
Ship repair, military.....		336611-8	12/85	202.280	202.280	202.927	204.346	205.440
Nonmilitary self-propelled ships, new construction.....		336611-9	12/85	403.048	403.048	400.141	400.141	400.141
Secondary products and miscellaneous receipts.....		336611-SM2						
Boat building.....	336612		12/81	367.886	368.510	369.441	370.828	371.620
Primary products.....		336612-P	12/81	366.714	367.397	368.422	369.826	370.628
Outboard motorboats, including commercial and military (except sailboats and lifeboats).....		336612-1	12/81	443.235	443.724	445.061	445.614	446.390
Outboard motorboats, wood or metal, incl. comm. and military (exc. sailboats and lifeboats).....		336612-11	06/11	172.717	173.046	173.383	173.720	174.057
Outboard motorboats, plastics/fiberglass, incl. comm. and mil. (exc. sailboats and lifeboats).....		336612-14	06/11	165.840	165.904	166.562	166.705	166.977
Inboard motorboats, including commercial and military (except sailboats and lifeboats).....		336612-3	12/81	351.961	354.034	355.972	352.916	355.403
Inboard cabin cruisers, including commercial and military (except sailboats and lifeboats).....		336612-31	06/11	140.859	142.211	143.921	143.921	145.430
Other inboard motorboats, including commercial and military (except sailboats and lifeboats).....		336612-32	06/11	153.202	153.633	153.633	149.682	149.682
Inboard-outdrive boats, including commercial and military (except sailboats and lifeboats).....		336612-5	12/81	288.448	288.448	288.448	288.448	289.782
All other inboard-outdrive boats, incl. comm. and military (except sailboats and lifeboats).....		336612-52	06/11	137.574	137.574	137.574	137.574	138.211
All other boats (excluding military and commercial).....		336612-8	12/81	279.057	279.057	279.057	297.763	297.763
Secondary products and miscellaneous receipts.....		336612-SM						
Miscellaneous receipts.....		336612-M	12/88	325.556	325.556	325.556	325.556	325.556
Other transportation equipment manufacturing.....	3369		12/03	125.601	125.679	125.771	128.243	128.248
Other transportation equipment manufacturing.....	33699		12/03	125.601	125.679	125.771	128.243	128.248
Motorcycle, bicycle, and parts mfg.....	336991		12/84	158.918	158.970	159.222	159.740	159.740
Primary products.....		336991-P	12/84	164.314	164.365	164.634	165.172	165.172
Motorcycles, including three-wheel motorbikes, motorscooters, mopeds, and parts.....		336991-3	12/84	183.629	183.629	183.967	184.690	184.690
Bicycles, including parts (excluding children's 2-wheel sidewalk cycles).....		336991-4	12/84	175.423	175.802	175.878	175.878	175.878
Cycles, all types, tubular construction.....		336991-42	12/98	146.439	147.029	147.061	147.061	147.061
Parts for bicycles, unicycles, and adult tricycles.....		336991-45	12/84	182.475	182.565	182.677	182.677	182.677
Secondary products and miscellaneous receipts.....		336991-SM						
Secondary products.....		336991-S	12/84	167.819	-	-	-	-
All other transportation equipment mfg.....	336999		12/03	127.544	127.656	127.667	131.762	131.771
Primary products.....		336999-P	12/03	125.681	125.724	125.736	129.901	129.910
All-terrain vehicles and parts.....		336999-4	06/08	111.124	111.155	111.063	118.511	118.542
All other miscellaneous transportation equipment.....		336999-6	06/08	119.044	119.044	119.328	122.694	122.692
Secondary products and miscellaneous receipts.....		336999-SM						
Secondary products.....		336999-S	12/03	168.602	172.726	172.726	172.726	172.726
Furniture & related product mfg.....	337		12/84	262.581	265.320	267.307	267.633	268.666
HH & institutional furniture & kitchen cabinet mfg.....	3371		12/84	249.576	251.324	253.319	254.119	254.770
Wood kitchen cabinet & countertop mfg.....	33711		12/03	155.570	155.570	158.242	158.242	158.242
Wood kitchen cabinet and countertop mfg.....	337110		06/84	262.662	262.662	267.174	267.174	267.174
Primary products.....		337110-P	12/03	155.983	155.983	158.644	158.644	158.644
Custom wood kitchen cabinets, bathroom vanities, and related cabinet sold directly to customers.....		337110-H	03/04	144.342	144.342	145.450	145.450	145.450
Stock wood kitchen cabinets and related cabinetwork for permanent installation. ...		337110-1	06/84	245.928	245.928	245.928	245.928	245.928
Custom wood kitchen cabinets and related cabinetwork not sold direct to customer at retail.....		337110-4	06/84	324.330	324.330	-	-	-
Secondary products and miscellaneous receipts.....		337110-SM						
Household & institutional furniture mfg.....	33712		12/03	176.144	177.920	178.617	179.489	180.198
Upholstered household furniture mfg.....	337121		06/82	264.283	265.459	266.173	266.007	266.429
Primary products.....		337121-P	06/82	256.401	257.788	258.591	258.349	258.630
Upholstered household furniture, excl. dual-purpose sleep furniture.....		337121-1	06/82	252.486	253.833	254.668	254.394	254.725
Upholstered household sofas, davenports, settees, and loveseats, except custom.....		337121-11	06/82	255.396	257.275	258.185	257.865	258.183

See footnotes at end of table.

Table 11. Producer price indexes for net output of selected industries and their products, not seasonally adjusted — Continued
 [February 2023]

Title ¹	Industry code	Product code	Index base	Unadjusted index ²				
				Oct. 2022	Nov. 2022 ^P	Dec. 2022 ^P	Jan. 2023 ^P	Feb. 2023 ^P
Upholstered household furniture mfg - Continued								
Upholstered household sectional sofa pieces, except custom.....		337121-12	12/87	208.003	208.262	208.861	208.661	208.680
Upholstered household rocking chairs, including swivel rockers, except custom.....		337121-13	06/82	224.535	225.750	229.552	229.504	229.522
Other upholstered household furniture, including custom sold at retail.....		337121-15	06/05	186.192	186.989	187.548	187.394	188.254
Dual-purpose sleep furniture incl. futon, conv. sofa, jackknife & chair beds, except custom.....		337121-4	06/89	283.839	285.709	285.825	285.762	285.762
Secondary products and miscellaneous receipts.....		337121-SM						
Miscellaneous receipts.....		337121-M	06/05	221.025	221.025	221.025	221.025	221.025
Nonupholstered wood household furniture mfg.....	337122		12/79	330.183	330.230	330.267	341.579	344.655
Primary products.....		337122-P	12/79	352.930	352.930	352.930	362.144	365.342
Wood dining room, kitchen, outdoor, and ready-to-assemble furniture, excl. cabinets and custom.....		337122-G	12/22	—	—	100.000	106.467	106.137
Custom nonupholstered wood household furniture sold direct, excl. kitchen cabinets and vanities.....		337122-J	06/12	107.808	107.808	107.808	—	—
Wood household den, family room, library, and living room furniture, except custom.....		337122-1	12/79	348.907	348.907	348.907	355.094	360.075
Wood bedroom furniture, including infants' and children's, except custom.....		337122-8	12/79	355.526	355.526	355.526	357.099	357.502
Secondary products and miscellaneous receipts.....		337122-SM						
Secondary products.....		337122-S	12/79	229.736	229.947	230.113	272.201	279.070
Household furniture (except wood and upholstered) mfg.....	337126		06/84	249.839	259.791	265.094	265.561	267.192
Primary products.....		337126-P	06/84	250.332	251.356	257.466	257.648	258.796
Metal dining room and kitchen furniture, incl. padded and plain chairs and stools..		337126-1	06/84	194.803	191.679	208.199	208.199	207.573
Metal outdoor and casual furniture, incl. beach, lawn, garden and porch.....		337126-3	06/84	359.739	369.584	369.584	369.584	369.584
Nonupholstered household furniture (except wood and metal).....		337126-6	12/85	140.601	140.601	140.601	141.036	—
Secondary products and miscellaneous receipts.....		337126-SM						
Secondary products.....		337126-S	06/84	295.270	294.754	297.249	300.398	306.425
Institutional furniture mfg.....	337127		12/03	199.997	203.631	204.131	204.378	205.393
Primary products.....		337127-P	12/03	201.759	205.671	206.192	206.408	207.459
Other institutional furniture.....		337127-B	12/11	145.586	152.003	152.374	152.721	153.334
School furniture (except stone and concrete), excl. library furniture.....		337127-1	12/84	364.768	368.468	368.468	369.166	370.557
Public building and related furniture, excl. bar, bowling, cafeteria, restaurant and school.....		337127-5	12/84	300.211	302.783	303.629	303.629	306.269
Public furniture (bar, bowling center, cafeteria, and restaurant).....		337127-8	12/03	195.487	196.848	197.870	197.870	197.870
Secondary products and miscellaneous receipts.....		337127-SM						
Miscellaneous receipts.....		337127-M	12/03	194.905	198.580	198.580	202.379	202.379
Secondary products.....		337127-S	12/03	177.471	177.369	178.037	177.942	178.286
Office furniture (including fixtures) mfg.....	3372		12/03	193.169	196.392	198.380	196.990	198.281
Office furniture (including fixtures) mfg.....	33721		12/03	193.170	196.392	198.381	196.991	198.282
Wood office furniture mfg.....	337211		06/85	271.987	272.534	272.346	272.860	277.375
Primary products.....		337211-P	06/85	266.163	266.257	266.166	266.555	271.489
Wood office furniture panel systems, desking systems, and other wood office furniture.....		337211-A	06/98	156.257	156.257	156.257	156.257	156.257
Wood office seating, including upholstered.....		337211-1	06/98	200.389	200.601	200.601	201.863	211.489
Wood office desks and desk extensions.....		337211-4	06/85	309.412	309.412	309.021	309.021	316.181
Wood office files, storage units, and tables.....		337211-7	06/98	180.761	180.761	180.761	180.761	181.167
Secondary products and miscellaneous receipts.....		337211-SM						
Secondary products.....		337211-S	06/85	288.510	291.855	291.075	292.702	292.571
Custom architectural woodwork and millwork.....	337212		12/03	170.840	171.877	171.877	172.744	175.626
Primary products.....		337212-P	12/03	166.931	168.089	168.089	168.968	171.845
Custom architectural woodwork, millwork, and fixtures.....		337212-0	12/03	166.931	168.089	168.089	168.968	171.845
Secondary products and miscellaneous receipts.....		337212-SM						
Office furniture, except wood, mfg.....	337214		12/79	389.261	406.474	410.741	411.421	412.696
Primary products.....		337214-P	12/79	389.311	406.788	411.722	412.351	413.647
Office seating, including upholstered, except wood.....		337214-1	12/79	290.816	286.904	300.698	299.852	299.173
Office files, storage units, and tables, except wood.....		337214-7	06/95	208.922	210.430	212.363	215.180	215.216
Secondary products and miscellaneous receipts.....		337214-SM						
Showcases, partitions, shelving, and lockers mfg.....	337215		12/03	213.382	212.877	217.586	210.569	209.915
Primary products.....		337215-P	12/03	190.892	189.955	194.091	187.824	187.166
Storage racks and accessories, except wood.....		337215-E	12/83	289.036	289.036	268.551	251.373	251.373
Fixtures (bank, office, and store), except wood.....		337215-G	12/83	301.226	302.463	312.922	316.863	314.865
Wood furniture dimensions and nonwood furniture parts and frames.....		337215-L	12/06	172.560	171.267	178.095	178.686	173.442
Secondary products and miscellaneous receipts.....		337215-SM						
Other furniture related product mfg.....	3379		12/03	176.715	177.478	177.579	179.684	179.798
Mattress mfg.....	33791		12/03	180.044	177.590	177.701	180.233	180.395
Mattress mfg.....	337910		06/83	252.262	248.824	248.979	252.526	252.754

See footnotes at end of table.

Table 11. Producer price indexes for net output of selected industries and their products, not seasonally adjusted — Continued
[February 2023]

Title ¹	Industry code	Product code	Index base	Unadjusted index ²				
				Oct. 2022	Nov. 2022 ^p	Dec. 2022 ^p	Jan. 2023 ^p	Feb. 2023 ^p
Mattress mfg - Continued								
Primary products.....		337910-P	06/83	250.146	246.529	246.691	250.274	250.504
Mattress and foundation sets.....		337910-E	12/03	139.209	134.931	134.931	134.931	134.931
Innerspring mattresses, excluding crib-size.....		337910-1	01/04	205.840	204.724	204.724	210.566	210.547
Other mattresses, including crib, foam, waterbed mattresses and mattress inserts.....		337910-4	06/83	243.606	243.655	244.476	249.214	250.380
Foundations, excl. innerspring units, hybrid-type flotation, ensembles, and adjustable units.....		337910-7	12/03	213.207	212.897	212.897	213.303	213.303
Secondary products and miscellaneous receipts.....		337910-SM						
Blind & shade mfg.....	33792		12/03	179.999	193.863	193.936	194.997	194.982
Blind and shade mfg.....	337920		06/84	273.255	294.307	294.418	296.029	296.006
Primary products.....		337920-P	06/84	281.511	309.602	309.602	311.327	311.327
Other blinds and shades, including curtain and drapery fixtures, poles and rods. . .		337920-8	06/84	—	—	—	228.676	228.676
Secondary products and miscellaneous receipts.....		337920-SM						
Miscellaneous mfg.....	339		12/03	140.967	141.321	141.718	143.426	143.430
Medical equipment & supplies mfg.....	3391		12/03	128.607	128.693	129.071	130.850	130.951
Medical equipment & supplies mfg.....	33911		12/03	128.609	128.695	129.073	130.852	130.953
Surgical and medical instrument mfg.....	339112		06/82	148.113	148.120	148.334	150.509	150.320
Primary products.....		339112-P	06/82	149.297	149.308	149.540	151.686	151.480
Surgical and medical instruments.....		339112-0	06/82	143.075	143.086	143.308	145.365	145.168
Surgical and orthopedic instruments.....		339112-01	06/12	113.086	113.124	113.124	113.533	113.533
Surgical and medical catheters.....		339112-05	06/82	115.892	115.970	116.445	116.341	116.171
Other surgical and medical apparatus and instruments, excluding parts.....		339112-06	06/12	101.099	100.667	101.087	105.293	104.897
Parts for surgical and medical apparatus and instruments.....		339112-09	06/12	111.206	111.206	111.206	112.183	112.183
Secondary products and miscellaneous receipts.....		339112-SM						
Secondary products.....		339112-S	10/82	126.574	126.574	126.574	126.641	126.803
Surgical appliance and supplies mfg.....	339113		06/83	230.808	231.509	231.646	235.690	235.860
Primary products.....		339113-P	06/83	235.968	236.773	236.959	241.447	241.623
Medical and surgical appliances and supplies, incl. orthopedic, prosthetic, and therapeutic.....		339113-2	06/83	225.548	226.009	226.239	228.998	229.185
Other orthopedic and prosthetic appliances.....		339113-22	12/03	99.458	99.458	99.458	100.325	100.325
Other medical and surgical appliances and supplies.....		339113-27	12/03	138.131	138.486	138.663	140.602	140.738
Hospital beds and specialized hospital furniture.....		339113-4	12/11	121.763	125.224	125.224	—	—
Personal industrial and nonindustrial safety equipment and clothing.....		339113-6	06/83	290.192	290.192	290.192	290.783	290.992
Secondary products and miscellaneous receipts.....		339113-SM						
Miscellaneous receipts.....		339113-M	07/88	236.177	236.631	236.539	—	—
Secondary products.....		339113-S	06/83	165.617	165.596	165.660	166.093	166.240
Dental equipment and supplies mfg.....	339114		06/85	450.413	446.217	454.011	455.492	458.937
Primary products.....		339114-P	06/85	430.244	425.625	433.261	434.809	438.443
Dental professional equipment and supplies.....		339114-1	06/97	196.369	196.369	199.892	201.609	202.401
Professional dental equipment.....		339114-11	06/85	311.355	311.355	323.951	—	—
Professional dental supplies.....		339114-12	06/85	285.582	285.582	285.582	289.235	289.313
Secondary products and miscellaneous receipts.....		339114-SM						
Miscellaneous receipts.....		339114-M	06/85	301.385	301.385	304.844	—	—
Ophthalmic goods mfg.....	339115		12/83	170.946	170.946	172.773	172.773	174.099
Primary products.....		339115-P	12/83	167.790	167.790	169.804	169.804	171.007
Secondary products and miscellaneous receipts.....		339115-SM						
Other miscellaneous mfg.....	3399		12/85	211.310	212.353	212.912	215.041	214.854
Jewelry & silverware mfg.....	33991		12/85	247.617	253.214	254.980	259.476	256.908
Jewelry and silverware mfg.....	339910		12/11	116.778	119.418	120.251	122.372	121.161
Primary products.....		339910-P	12/11	116.420	119.376	120.303	122.453	121.218
Jewelry, gold and platinum.....		339910-1	12/85	253.143	262.382	264.317	268.777	262.610
Costume jewelry and novelties.....		339910-4	12/03	155.091	155.091	155.091	161.473	162.920
All other jewelry and personal goods (excluding costume).....		339910-8	12/11	115.128	117.687	118.420	118.763	119.123
Secondary products and miscellaneous receipts.....		339910-SM						
Miscellaneous receipts.....		339910-M	12/11	127.130	127.401	127.534	127.674	127.674
Sporting & athletic goods mfg.....	33992		12/03	136.552	137.067	137.124	138.875	139.179
Sporting and athletic goods mfg.....	339920		12/85	167.226	167.854	167.922	170.067	170.440
Primary products.....		339920-P	12/85	162.947	163.697	163.824	165.975	166.362
Other sporting and athletic goods.....		339920-A	12/85	172.232	173.134	173.134	175.256	176.243
Golf equipment, excluding apparel and shoes.....		339920-4	12/85	80.800	80.702	80.924	83.338	—
Playground equipment.....		339920-5	06/92	409.368	421.429	421.429	430.714	430.714
Gymnasium and exercise equipment.....		339920-7	06/92	152.809	152.809	152.809	152.809	152.809
Secondary products and miscellaneous receipts.....		339920-SM						
Secondary products.....		339920-S	12/85	259.567	259.567	250.995	252.298	250.670

See footnotes at end of table.

Table 11. Producer price indexes for net output of selected industries and their products, not seasonally adjusted — Continued
[February 2023]

Title ¹	Industry code	Product code	Index base	Unadjusted index ²				
				Oct. 2022	Nov. 2022 ^P	Dec. 2022 ^P	Jan. 2023 ^P	Feb. 2023 ^P
Sporting and athletic goods mfg - Continued								
Doll, toy & game mfg.	33993		12/03	157.897	157.892	157.892	159.437	159.437
Doll, toy, and game mfg.	339930		06/85	190.752	190.746	190.746	192.567	192.567
Primary products.		339930-P	06/85	185.765	185.756	185.756	188.870	188.870
Models (operating & static), craft kits/supply, natural science kits, & collectors' miniatures.		339930-6	06/85	270.597	270.544	270.544	272.012	272.012
Other nonelectronic toys, including parts.		339930-8	06/85	190.348	190.348	190.348	196.346	196.346
Secondary products and miscellaneous receipts.		339930-SM						
Office supplies (exc paper) mfg.	33994		12/85	187.278	187.549	187.547	189.772	191.798
Office supplies, except paper, mfg.	339940		12/11	128.147	128.334	128.333	129.855	131.241
Primary products.		339940-P	12/11	124.522	124.424	124.424	125.710	127.142
Pens, mechanical pencils, markers, and associated parts.		339940-1	12/85	206.188	204.668	204.668	204.668	204.668
Lead pencils, art goods, office supplies & small office equipment, excluding paper.		339940-2	12/03	146.662	147.038	147.038	149.590	150.865
Marking devices.		339940-3	12/85	181.939	181.939	181.939	184.155	184.233
Secondary products and miscellaneous receipts.		339940-SM						
Miscellaneous receipts.		339940-M	12/11	145.154	145.154	145.154	153.322	153.322
Secondary Products.		339940-S	12/11	145.539	—	—	—	—
Sign mfg.	33995		12/03	155.715	155.723	156.349	157.526	157.526
Sign mfg.	339950		12/85	226.325	226.338	227.247	228.959	228.959
Primary products.		339950-P	12/85	225.120	225.132	226.162	227.641	227.641
Electric signs and displays, including trade show exhibits.		339950-1	12/85	196.064	196.064	196.064	196.064	196.064
Nonelectric signs and displays, including trade show exhibits.		339950-4	12/85	267.141	267.166	269.312	272.523	272.523
Secondary products and miscellaneous receipts.		339950-SM						
All other misc mfg.	33999		12/03	159.345	159.932	160.281	161.578	161.368
Gasket, packing, and sealing device mfg.	339991		12/85	224.930	225.250	227.221	232.651	232.614
Primary products.		339991-P	12/85	232.525	232.525	234.913	240.575	240.575
Compression packing.		339991-1	12/85	298.891	298.891	298.891	309.080	309.080
Molded packing and seals.		339991-2	06/07	142.682	142.682	143.901	145.403	145.403
Nonmetallic gaskets and gasketing.		339991-3	12/85	264.132	264.132	267.125	276.230	276.230
Metallic gaskets and machined seals.		339991-7	12/85	283.101	283.101	283.101	283.729	283.729
Rotary oil seals.		339991-9	12/90	167.705	167.705	180.362	186.365	186.365
Secondary products and miscellaneous receipts.		339991-SM						
Miscellaneous receipts.		339991-M	06/97	143.716	143.716	143.716	145.989	145.989
Secondary products.		339991-S	12/85	159.348	162.614	162.726	167.449	166.685
Musical instrument mfg.	339992		06/85	276.999	277.273	276.812	276.897	278.408
Primary products.		339992-P	06/85	277.829	278.125	277.627	277.627	279.150
Nonelectronic pianos, organs, and nonelectronic pianos and organ parts, excluding benches.		339992-A	12/09	163.013	163.013	163.013	163.013	163.013
Other musical instruments and parts.		339992-7	06/85	264.607	264.933	264.384	264.384	266.042
Other electronic musical instruments, excluding electronic organs.		339992-71	12/09	148.196	149.088	147.586	147.586	147.586
Other nonelectronic musical instruments.		339992-72	06/99	151.793	151.793	151.793	151.793	151.793
Parts and accessories for other musical instruments, sold separately, excl. benches & cases.		339992-73	06/85	213.104	213.104	213.104	213.104	—
Secondary products and miscellaneous receipts.		339992-SM						
Miscellaneous receipts.		339992-M	06/85	273.189	273.189	273.189	289.817	289.817
Fastener, button, needle, and pin mfg.	339993		12/85	240.502	240.502	241.116	241.116	241.116
Primary products.		339993-P	12/85	246.206	246.206	246.903	246.903	246.903
Fasteners, zippers, buttons, needles, pins, and buckles (except precious metal). ..		339993-0	12/85	246.206	246.206	246.903	246.903	246.903
Secondary products and miscellaneous receipts.		339993-SM						
Broom, brush, and mop mfg.	339994		12/85	208.415	210.097	209.274	210.701	213.050
Primary products.		339994-P	12/85	209.167	211.362	211.362	212.827	215.058
Brooms, mops and dusters.		339994-1	12/85	241.115	248.567	248.567	249.647	249.807
Mops and dusters, including refills.		339994-13	06/07	135.643	139.640	139.640	139.640	139.640
Paint and varnish brushes, paint holders, pads, roller frames and rollers.		339994-3	12/85	178.924	178.924	178.924	182.203	185.696
Paint and varnish brushes.		339994-31	06/07	126.903	126.903	126.903	131.730	133.132
Paint holders, pads, roller frames and rollers.		339994-32	06/07	111.510	111.510	111.510	111.655	114.649
Other types of brushes.		339994-5	12/85	215.135	215.799	215.799	216.953	219.841
Personal brushes.		339994-51	06/07	107.239	107.239	107.239	107.239	107.239
All other types of brushes, except personal.		339994-52	06/07	161.785	162.867	162.867	164.319	167.953
Secondary and miscellaneous receipts.		339994-SM						
Burial casket mfg.	339995		12/84	458.114	471.719	471.719	487.593	487.593
Primary products.		339995-P	12/84	459.989	472.120	472.120	488.367	488.367
Metal burial caskets and coffins, completely lined and trimmed, adult sizes only. ..		339995-1	12/84	490.744	504.921	504.921	504.921	504.921
Secondary products and miscellaneous receipts.		339995-SM						
All other miscellaneous mfg.	339999		12/85	206.368	206.932	207.132	207.250	206.089

See footnotes at end of table.

Table 11. Producer price indexes for net output of selected industries and their products, not seasonally adjusted — Continued
[February 2023]

Title ¹	Industry code	Product code	Index base	Unadjusted index ²				
				Oct. 2022	Nov. 2022 ^P	Dec. 2022 ^P	Jan. 2023 ^P	Feb. 2023 ^P
All other miscellaneous mfg - Continued								
Primary products.....		339999-P	12/85	217.817	217.953	218.175	218.285	217.297
Mirror and picture frames and framed pictures.....		339999-E	06/84	251.186	251.186	251.186	251.186	251.186
All other miscellaneous fabricated products, incl. fire extinguishers and umbrellas.....		339999-L	12/85	261.995	262.235	262.628	262.815	261.122
Candles, including tapers.....		339999-5	12/85	206.959	206.959	206.959	206.959	206.959
Secondary products and miscellaneous receipts.....		339999-SM						
Secondary products.....		339999-S	12/85	179.675	179.894	180.280	179.283	173.153
Services industries								
Merchant wholesalers, durable goods.....	423		06/04	190.152	191.508	193.749	194.643	193.792
Motor vehicle and parts merchant wholesalers.....	4231		05/19	133.103	129.834	139.167	134.314	135.854
Motor vehicle and parts merchant wholesalers.....	42310		05/19	133.103	129.834	139.167	134.315	135.855
Motor vehicle and parts merchant wholesalers.....	423100		05/19	133.093	129.829	139.149	134.295	135.836
Primary services.....		423100-P	02/09	170.748	166.234	179.122	172.641	174.696
Motor vehicle and parts wholesaler services.....		423100-1	02/09	170.748	166.234	179.122	172.641	174.696
Furniture and home furnishing merchant wholesalers.....	4232		05/19	147.756	142.056	143.191	144.660	144.660
Furniture and home furnishing merchant wholesalers.....	42320		05/19	147.756	142.056	143.191	144.660	144.660
Furniture and home furnishing merchant wholesalers.....	423200		05/19	147.772	142.072	143.210	144.678	144.678
Primary services.....		423200-P	02/09	161.864	155.620	156.930	158.546	158.546
Furniture and home furnishing wholesaler services.....		423200-1	02/09	161.864	155.620	156.930	158.546	158.546
Lumber and other construction materials merchant wholesalers.....	4233		05/19	154.135	152.492	147.606	145.944	144.736
Lumber and other construction materials merchant wholesalers.....	42330		05/19	154.135	152.492	147.606	145.944	144.736
Lumber and other construction materials merchant wholesalers.....	423300		05/19	154.076	152.440	147.572	145.919	144.715
Primary services.....		423300-P	02/09	164.597	162.788	157.412	155.551	154.270
Lumber and other construction material wholesaler services.....		423300-1	02/09	164.597	162.788	157.412	155.551	154.270
Other receipts.....		423300-SM	05/19	—	—	—	141.586	140.286
Professional and commercial equipment and supplies merchant wholesalers.....	4234		05/19	109.849	114.378	113.052	118.877	119.315
Professional and commercial equipment and supplies merchant wholesalers.....	42340		05/19	109.849	114.378	113.052	118.877	119.315
Professional and commercial equipment and supplies merchant wholesalers.....	423400		05/19	109.932	114.624	113.270	119.088	119.524
Primary services.....		423400-P	02/09	132.548	140.534	138.487	146.637	147.249
Professional and commercial equipment and supplies wholesaler services.....		423400-1	02/09	132.548	140.534	138.487	146.637	147.249
Metal and mineral (except petroleum) merchant wholesalers.....	4235		05/19	145.096	145.284	131.380	144.506	145.082
Metal and mineral (except petroleum) merchant wholesalers.....	42350		05/19	145.096	145.284	131.380	144.506	145.082
Metal and mineral (except petroleum) merchant wholesalers.....	423500		05/19	145.203	145.425	131.447	144.588	145.209
Primary services.....		423500-P	02/09	211.439	212.564	190.677	209.880	211.473
Metals and minerals wholesaler services.....		423500-1	02/09	211.439	212.564	190.677	209.880	211.473
Household appliances and electrical and electronic goods merchant wholesalers.....	4236		05/19	137.392	135.446	139.490	138.895	138.550
Household appliances and electrical and electronic goods merchant wholesalers.....	42360		05/19	137.392	135.446	139.490	138.895	138.550
Household appliances and electrical and electronic goods merchant wholesalers.....	423600		05/19	137.784	135.404	139.532	138.941	138.597
Primary services.....		423600-P	02/09	149.802	152.617	156.197	156.096	155.657
Household appliances, electrical, and electronics wholesaler services.....		423600-1	02/09	149.802	152.617	156.197	156.096	155.657
Hardware, plumbing and heating equipment and supplies merchant wholesalers.....	4237		05/19	116.633	120.595	121.821	117.845	117.909
Hardware, plumbing and heating equipment and supplies merchant wholesalers.....	42370		05/19	116.633	120.595	121.821	117.845	117.909
Hardware, plumbing, and heating equipment and supplies merchant wholesalers.....	423700		05/19	116.038	119.964	121.137	117.185	117.249
Primary services.....		423700-P	02/09	132.347	137.144	139.435	134.868	134.932
Hardware, plumbing, and heating equipment and supplies wholesaler services.....		423700-1	02/09	132.347	137.144	139.435	134.868	134.932
Machinery, equipment, and supplies merchant wholesalers.....	4238		05/19	130.349	134.752	136.261	136.862	131.169
Machinery, equipment, and supplies merchant wholesalers.....	42380		05/19	130.349	134.752	136.261	136.862	131.169
Machinery and supply merchant wholesalers.....	423800		05/19	130.710	135.194	136.729	137.267	131.510
Primary services.....		423800-P	02/09	205.065	213.404	216.221	214.722	203.866
Machinery and supply wholesaler services.....		423800-1	02/09	205.065	213.404	216.221	214.722	203.866
Other receipts.....		423800-SM	05/19	111.082	111.142	111.271	118.024	118.052
Miscellaneous durable goods merchant wholesalers (except materials recyclers).....	4239		05/19	137.094	137.552	138.733	139.962	139.024
Miscellaneous durable goods merchant wholesalers (except materials recyclers).....	42390		05/19	137.094	137.552	138.733	139.962	139.024
Miscellaneous durable goods, except recyclable material, merchant wholesalers.....	423900		05/19	136.794	137.251	138.419	139.643	138.709
Primary services.....		423900-P	02/09	114.785	115.169	116.185	117.224	116.428
Miscellaneous durable goods wholesaler services.....		423900-1	02/09	114.785	115.169	116.185	117.224	116.428
Merchant wholesalers, nondurable goods.....	424		06/05	205.205	205.500	202.006	201.274	201.468

See footnotes at end of table.

Table 11. Producer price indexes for net output of selected industries and their products, not seasonally adjusted — Continued
 [February 2023]

Title ¹	Industry code	Product code	Index base	Unadjusted index ²				
				Oct. 2022	Nov. 2022 ^p	Dec. 2022 ^p	Jan. 2023 ^p	Feb. 2023 ^p
Merchant wholesalers, nondurable goods - Continued								
Paper and paper product merchant wholesalers.....	4241		01/21	159.213	160.229	161.689	160.751	161.353
Paper and paper product merchant wholesalers.....	42410		01/21	159.213	160.229	161.689	160.751	161.353
Paper and paper product merchant wholesalers.....	424100		01/21	159.213	160.229	161.689	160.749	161.357
Primary services.....		424100-P	02/09	205.971	206.862	208.649	207.418	208.252
Paper wholesaler services.....		424100-1	02/09	205.971	206.862	208.649	207.418	208.252
Wholesaling of paper and paper products.....		424100-11	02/09	207.082	207.915	209.988	208.548	209.466
Wholesaling of all other goods, except paper and paper products.....		424100-12	01/21	151.857	152.861	152.657	153.049	153.152
Drugs and druggists' sundries merchant wholesalers.....	4242		01/21	115.294	115.080	112.755	121.662	116.482
Drugs and druggists' sundries merchant wholesalers.....	42420		01/21	115.294	115.080	112.755	121.662	116.482
Drugs and druggists' sundries merchant wholesalers.....	424200		01/21	115.294	115.080	112.755	121.662	116.482
Primary products.....		424200-P	02/09	169.265	168.950	165.537	178.613	171.009
Wholesaling of pharmaceuticals.....		424200-1	02/09	172.934	172.894	169.971	178.043	164.991
Wholesaling of all other goods, except pharmaceuticals.....		424200-2	01/21	103.190	102.068	98.131	110.596	110.706
Apparel and piece goods merchant wholesalers.....	4243		01/21	103.639	100.882	95.143	93.484	99.380
Apparel and piece goods merchant wholesalers.....	42430		01/21	103.639	100.882	95.143	93.484	99.380
Apparel and piece goods merchant wholesalers.....	424300		01/21	103.639	100.882	95.143	93.484	99.380
Primary services.....		424300-P	02/09	128.125	124.714	117.613	115.557	122.858
Apparel wholesaler services.....		424300-1	02/09	128.125	124.714	117.613	115.557	122.858
Wholesaling of apparel.....		424300-11	02/09	136.056	130.812	126.474	121.026	130.860
Grocery and related product merchant wholesalers.....	4244		01/21	123.148	123.473	119.929	119.207	117.401
Grocery and related product merchant wholesalers.....	42440		01/21	123.148	123.473	119.929	119.207	117.401
Grocery and related product merchant wholesalers.....	424400		01/21	123.148	123.473	119.929	119.207	117.401
Primary services.....		424400-P	02/09	134.041	134.395	130.512	129.721	127.745
Grocery and related product wholesaler services.....		424400-1	02/09	134.041	134.395	130.512	129.721	127.745
Wholesaling of fresh meat, seafood, dairy, and fruits and vegetables.....		424400-11	06/13	132.182	137.441	138.785	131.612	129.700
Wholesaling of packaged frozen and canned foods.....		424400-12	06/13	185.591	170.681	165.097	166.684	167.907
Wholesaling of baked goods, non-alcoholic beverages, and all other groceries...		424400-13	06/13	146.325	143.516	134.939	137.805	132.901
Wholesaling of all other goods, except groceries.....		424400-14	01/21	142.599	174.471	171.110	171.501	170.937
Farm product raw material merchant wholesalers.....	424500		01/21	—	—	—	99.543	93.422
Primary services.....		424500-P	01/21	—	—	—	98.653	92.231
Farm product raw material wholesaler services.....		424500-1	01/21	—	—	—	98.653	92.231
Chemicals and allied products merchant wholesalers.....	4246		01/21	123.961	123.560	124.168	122.266	123.685
Chemicals and allied products merchant wholesalers.....	42460		01/21	123.961	123.560	124.168	122.266	123.685
Chemicals and allied products merchant wholesalers.....	424600		01/21	123.961	123.561	124.169	122.265	123.682
Primary services.....		424600-P	02/09	142.653	142.179	142.899	140.644	142.209
Wholesaling of chemicals, plastics, and allied products.....		424600-1	02/09	142.556	141.613	141.677	140.507	142.393
Wholesaling of all other goods, except chemicals, plastics, and allied products....		424600-2	01/21	124.972	130.826	140.200	133.088	133.088
Petroleum and petroleum products merchant wholesalers.....	4247		01/21	131.116	136.134	132.010	126.494	131.989
Petroleum and petroleum products merchant wholesalers.....	42470		01/21	131.116	136.134	132.010	126.494	131.989
Petroleum and petroleum products merchant wholesalers.....	424700		01/21	131.115	136.133	132.010	126.498	131.989
Primary services.....		424700-P	02/09	160.095	166.544	160.967	154.185	160.937
Wholesaling of petroleum products.....		424700-1	02/09	160.501	167.073	161.349	154.333	161.015
Wholesaling of all other goods, except petroleum products.....		424700-2	01/21	120.205	122.120	121.598	123.405	131.275
Beer, wine, and distilled alcoholic beverage merchant wholesalers.....	4248		01/21	120.049	120.897	120.303	121.396	122.101
Beer, wine, and distilled alcoholic beverage merchant wholesalers.....	42480		01/21	120.049	120.897	120.303	121.396	122.101
Beer, wine, and distilled alcoholic beverage merchant wholesalers.....	424800		01/21	120.049	120.897	120.302	121.396	122.101
Primary services.....		424800-P	02/09	151.605	152.676	151.923	153.303	154.194
Alcoholic beverage wholesaler services.....		424800-1	02/09	151.605	152.676	151.923	153.303	154.194
Wholesaling of beer, wine, and distilled alcoholic beverages.....		424800-11	02/09	152.107	153.207	152.460	153.871	154.685
Wholesaling of all other goods, except alcoholic beverages.....		424800-12	01/21	105.624	105.624	104.865	105.055	108.043
Miscellaneous nondurable goods merchant wholesalers.....	4249		01/21	136.257	132.462	133.114	133.309	136.637
Miscellaneous nondurable goods merchant wholesalers.....	42490		01/21	136.257	132.462	133.114	133.309	136.637
Miscellaneous nondurable goods merchant wholesalers.....	424900		01/21	136.257	132.462	133.114	133.309	136.637
Primary services.....		424900-P	02/09	196.270	190.838	191.779	192.055	196.896
Miscellaneous nondurable good wholesaler services.....		424900-1	02/09	196.270	190.838	191.779	192.055	196.896
Material recyclers.....	429930		12/86	381.078	372.285	390.112	419.036	432.802
Primary products.....		429930-P	12/86	373.420	364.407	383.443	415.908	433.741
Ferrous metal scrap.....		429930-1	12/86	445.006	430.148	464.840	520.848	550.144
Carbon steel scrap.....		429930-11	12/86	462.777	443.525	480.171	540.164	569.712

See footnotes at end of table.

Table 11. Producer price indexes for net output of selected industries and their products, not seasonally adjusted — Continued
 [February 2023]

Title ¹	Industry code	Product code	Index base	Unadjusted index ²				
				Oct. 2022	Nov. 2022 ^p	Dec. 2022 ^p	Jan. 2023 ^p	Feb. 2023 ^p
Material recyclers - Continued								
Carbon steel scrap bundles.....		429930-112	12/86	444.198	418.008	457.565	509.079	539.445
Shredded carbon steel scrap.....		429930-113	12/86	319.778	303.795	328.792	369.051	391.973
Cut plate and structural scrap.....		429930-114	12/86	471.487	460.175	491.364	544.766	584.103
Other carbon steel scrap.....		429930-115	12/86	431.077	—	470.494	—	—
Stainless and alloy steel scrap.....		429930-12	12/86	497.867	536.972	602.421	645.102	691.445
Other ferrous scrap.....		429930-14	06/06	101.806	104.869	103.007	129.172	—
Nonferrous metal scrap.....		429930-2	12/86	508.116	516.115	528.400	530.556	516.986
Copper base scrap.....		429930-21	12/86	572.686	625.092	637.759	658.233	665.170
No 1 copper wire, heavy.....		429930-211	12/86	437.236	497.025	502.367	522.644	529.419
No 2 copper wire, mixed.....		429930-212	12/86	695.386	796.322	809.361	844.624	837.308
Yellow brass scrap.....		429930-213	12/86	600.210	624.933	648.709	—	—
Used beverage can scrap.....		429930-223	12/86	183.289	197.799	202.660	196.867	231.789
Other old aluminum base scrap.....		429930-224	12/86	173.243	181.483	181.417	186.002	190.242
Other nonferrous scrap (including lead, zinc and precious metals).....		429930-23	12/86	3,078.975	3,005.647	2,913.911	2,812.829	2,508.187
Recyclable paper.....		429930-3	12/86	110.885	84.469	94.666	89.309	99.698
News and other low grade recyclable paper.....		429930-31	12/86	126.613	91.687	91.687	86.399	86.399
Corrugated recyclable paper.....		429930-33	12/86	63.815	41.067	51.638	49.875	60.540
High grade recyclable paper (including pulp substitutes and deinking).....		429930-34	12/86	164.310	163.357	160.686	145.822	144.350
Recyclable materials, excluding metals and paper.....		429930-4	12/86	217.250	218.745	218.125	218.579	196.229
Recyclable plastics.....		429930-42	06/96	96.634	91.460	90.964	92.678	116.578
Other receipts.....		429930-SM1						
Motor vehicle and parts dealers.....	441		12/03	206.968	204.897	201.135	191.045	188.932
Automobile dealers.....	4411		12/03	204.305	202.342	197.033	182.502	180.302
New car dealers.....	44111		12/99	225.515	223.348	217.488	201.448	199.018
New car dealers.....	441110		12/99	225.629	223.457	217.591	200.962	198.262
Primary services.....		441110-P	12/99	216.654	214.907	209.680	192.452	189.291
Vehicle sales.....		441110-1	12/99	178.778	175.253	163.960	146.852	143.764
New vehicle sales.....		441110-101	12/99	247.128	247.367	229.408	204.245	199.344
Used vehicle sales.....		441110-102	12/99	121.866	114.675	109.178	102.126	102.126
Service labor and parts.....		441110-2	12/99	228.279	228.408	229.493	231.054	231.054
Other receipts.....		441110-SM	12/99	306.250	301.920	292.306	277.779	277.779
Recreational vehicle dealers.....	44121		06/01	176.187	155.229	142.966	164.745	165.692
Recreational vehicle dealers.....	441210		06/01	176.187	155.229	142.966	164.745	165.692
Primary services.....		441210-P	06/01	179.069	155.434	143.339	163.397	164.401
Recreational vehicle dealer services.....		441210-1	06/01	179.069	155.434	143.339	163.397	164.401
Boat dealers.....	441222		06/01	210.343	220.439	221.408	208.708	208.439
Primary services.....		441222-P	06/01	210.030	220.111	221.078	207.289	206.998
Boat dealer services.....		441222-1	06/01	210.030	220.111	221.078	207.289	206.998
Automotive parts, accessories and tire retailers.....	4413		12/01	238.451	234.347	237.384	240.334	237.322
Automotive parts and accessories retailers.....	44133		12/03	261.414	254.774	260.909	263.711	262.588
Automotive parts and accessories retailers.....	441330		12/03	261.414	254.775	260.909	263.711	262.588
Primary services.....		441330-P	12/03	261.418	254.778	260.913	263.715	262.592
Automotive parts and accessories store services, in-store retailing.....		441330-A	12/03	261.418	254.778	260.913	263.715	262.592
Tire dealers.....	44134		12/03	176.009	175.869	174.325	177.067	171.995
Tire dealers.....	441340		12/03	176.009	175.869	174.325	177.067	171.995
Primary services.....		441340-P	12/03	176.176	176.035	174.489	177.234	172.157
Tire dealer services, in-store retailing.....		441340-A	12/03	176.176	176.035	174.489	177.234	172.157
Building material & garden supply retailers.....	444		12/03	205.812	206.793	197.740	200.544	209.820
Building material and supplies dealers.....	4441		12/03	209.471	210.278	199.855	202.514	212.559
Building material and supplies dealers.....	44410		12/03	209.474	210.282	199.858	202.517	212.562
Building materials and supplies dealers.....	444100		05/19	139.441	139.979	133.040	134.810	141.497
Primary services.....		444100-P	05/19	139.247	139.784	132.855	134.622	141.300
Building materials and supplies dealer services, in-store retailing.....		444100-A	05/19	139.247	139.784	132.855	135.038	133.505
Retailing of building materials, paint, and hardware.....		444100-A1	05/19	140.011	140.872	132.773	134.615	132.779
Retailing of all other goods.....		444100-A2	05/19	136.766	136.251	133.119	136.673	136.363
Lawn and garden equip and supplies retailers.....	4442		12/03	184.784	187.101	188.079	191.558	197.261
Nursery, garden, and farm supply retailers.....	44424		12/03	184.785	187.102	188.080	191.560	197.262
Nursery, garden, and farm supply retailers.....	444240		12/02	197.847	200.328	201.375	205.100	211.206
Primary services.....		444240-P	12/02	197.933	200.415	201.463	205.190	211.298
Nursery, garden center, and farm supply store services, in-store retailing.....		444240-A	12/02	197.933	200.415	201.463	205.190	211.298
Food and beverage retailers.....	445		12/99	254.564	253.721	249.936	254.494	256.167

See footnotes at end of table.

Table 11. Producer price indexes for net output of selected industries and their products, not seasonally adjusted — Continued
 [February 2023]

Title ¹	Industry code	Product code	Index base	Unadjusted index ²				
				Oct. 2022	Nov. 2022 ^P	Dec. 2022 ^P	Jan. 2023 ^P	Feb. 2023 ^P
Food and beverage retailers - Continued								
Grocery retailers.....	4451		12/03	219.996	217.659	213.900	218.937	221.163
Grocery (except convenience) retailers.....	44511		12/03	219.996	217.659	213.900	218.937	221.163
Supermarkets and other grocery stores.....	445110		12/99	262.530	259.741	255.255	261.266	263.922
Primary services.....		445110-P	12/99	262.392	259.605	255.121	261.129	263.783
Supermarket and other grocery store services.....		445110-3	12/99	259.906	257.145	252.704	258.655	261.284
Retailing of food and beverage products.....		445110-32	01/17	136.568	135.167	132.164	135.346	136.651
Retailing of fresh meats.....		445110-321	12/99	335.745	344.649	317.999	341.228	340.004
Retailing of fresh fruits and vegetables.....		445110-322	12/99	240.604	236.782	229.473	235.359	240.766
Retailing of bakery products.....		445110-323	12/99	226.285	225.162	227.689	221.318	221.784
Retailing of dairy products.....		445110-324	12/99	217.683	217.220	223.988	239.177	235.020
Retailing of deli products.....		445110-325	12/99	176.005	176.006	176.482	175.365	181.882
Retailing of frozen food products.....		445110-326	12/99	152.669	148.890	150.222	146.926	150.448
Retailing of alcoholic beverages.....		445110-327	01/17	153.074	144.635	146.455	144.847	140.510
Retailing of all other food and beverage products.....		445110-328	12/99	276.624	268.286	262.245	267.179	270.950
Retailing of nonfood products.....		445110-33	01/17	132.520	130.899	131.510	134.256	135.975
Retailing of cleaning and paper products.....		445110-331	01/17	143.210	140.958	137.021	140.909	143.262
Retailing of health and beauty products.....		445110-332	12/99	255.344	250.017	249.156	253.082	258.279
Retailing of all other nonfood products.....		445110-333	01/17	133.946	133.147	135.970	139.098	139.608
Specialty food retailers.....	4452		12/03	227.231	253.223	254.830	255.732	255.681
Specialty food retailers.....	445200		12/03	227.228	253.221	254.827	255.730	255.679
Primary services.....		445200-P	12/03	227.437	253.501	255.117	256.025	255.973
Specialty food retailer services, in-store retailing.....		445200-A	12/03	227.437	253.501	255.117	256.025	255.973
Beer, wine, and liquor retailers.....	4453		06/00	141.720	144.291	145.101	142.452	139.451
Beer, wine, and liquor retailers.....	44532		06/00	141.720	144.291	145.100	142.452	139.451
Beer, wine, and liquor retailers.....	445320		06/00	141.720	144.291	145.100	142.452	139.451
Primary services.....		445320-P	06/00	141.771	144.343	145.153	142.504	139.501
Beer, wine, and liquor retailer services, in-store retailing.....		445320-A	06/00	141.771	144.343	145.153	142.504	139.501
Retailing of beer, wine, and liquor.....		445320-A1	06/14	108.882	110.969	111.714	109.275	104.868
Retailing of all other goods and sales of prepared foods.....		445320-A2	06/14	147.105	149.092	149.172	149.785	164.150
Furniture, home furnishings, electronics, and appliance retailers.....	449		12/22	-	-	100.000	103.882	104.776
Furniture and Home Furnishings Retailers.....	4491		12/22	-	-	100.000	103.645	103.960
Furniture retailers.....	44911		12/03	186.090	187.828	187.650	190.175	190.233
Furniture retailers.....	449110		06/03	188.590	190.351	190.171	192.736	192.796
Primary services.....		449110-P	06/03	191.529	193.090	192.896	195.548	195.612
Furniture retailer services, in-store retailing.....		449110-A	06/03	191.529	193.090	192.896	195.548	195.612
Other receipts.....		449110-SM	12/22	-	-	100.000	100.674	100.657
Floor covering retailers.....	44912		12/03	230.908	229.184	210.840	231.277	233.520
Floor covering retailers.....	449121		06/03	234.302	232.553	213.940	234.677	236.953
Primary services.....		449121-P	06/03	234.302	232.553	213.940	234.677	236.953
Floor covering retailer services, in-store retailing.....		449121-A	06/03	234.302	232.553	213.940	234.677	236.953
Electronics and appliance retailers.....	4492		12/03	88.425	86.157	82.951	86.544	88.196
Electronics and appliance retailers.....	44921		12/03	88.548	86.245	82.989	86.583	88.237
Electronics and appliance retailers.....	449210		12/11	99.359	96.718	92.985	97.018	98.870
Primary products.....		449210-P	12/11	100.330	97.017	92.333	96.516	98.359
Electronics and appliance retailers services, in-store retailing.....		449210-A	12/11	100.330	97.017	92.333	93.207	93.496
Retailing of entertainment and communication products.....		449210-A1	12/11	82.697	75.129	69.292	69.250	69.681
Retailing of computers, hardware, software, and supplies.....		449210-A2	06/03	56.292	56.770	54.102	55.542	55.494
Retailing of major household appliances.....		449210-A3	05/19	121.367	120.435	125.897	126.316	126.139
Retailing of all other goods.....		449210-A4	12/11	138.148	132.211	114.748	113.896	114.622
Electronic and appliance retailers services, online retailing.....		449210-B	12/22	-	-	100.000	110.855	115.819
General merchandise retailers.....	455		12/03	156.524	153.637	154.360	154.159	156.740
Department stores.....	4551		12/03	144.653	140.225	142.912	146.849	146.962
Department stores.....	45511		12/03	144.653	140.225	142.912	146.849	146.962
Department stores.....	455110		12/17	122.552	118.800	121.077	124.412	124.508
Primary services.....		455110-P	12/17	124.153	120.352	122.659	126.038	126.135
Department store services, in-store retailing.....		455110-A	12/17	124.153	120.352	122.659	127.136	126.935
Department store services, online retailing.....		455110-B	12/22	-	-	100.000	100.953	101.521
Other general merchandise retailers.....	4552		12/03	156.399	154.323	154.118	153.258	156.199
Other general merchandise retailers.....	45521		12/03	156.437	154.361	154.156	153.295	156.237

See footnotes at end of table.

Table 11. Producer price indexes for net output of selected industries and their products, not seasonally adjusted — Continued
[February 2023]

Title ¹	Industry code	Product code	Index base	Unadjusted index ²				
				Oct. 2022	Nov. 2022 ^P	Dec. 2022 ^P	Jan. 2023 ^P	Feb. 2023 ^P
Other general merchandise retailers - Continued								
Warehouse clubs, supercenters, and other general merchandise retailers.....	455210		12/03	156.460	154.383	154.178	153.317	156.259
Primary services.....		455210-P	12/03	154.822	152.644	152.429	151.575	154.493
Warehouse clubs, supercenters, and other general merch. retailer services, in-store retailing.....		455210-A	12/03	154.822	152.644	152.429	150.686	156.644
Warehouse clubs and supercenters.....		455210-A1	12/03	145.517	143.031	142.760	140.910	147.367
All other general merchandise stores.....		455210-A2	12/03	158.162	157.956	158.051	158.155	156.631
Health and personal care retailers.....	456		12/03	145.891	145.692	143.898	145.837	143.520
Health and personal care retailers.....	4561		12/03	145.968	145.769	143.973	145.913	143.595
Pharmacies and drug retailers.....	45611		06/00	170.803	170.395	168.268	170.842	167.768
Pharmacies and drug retailers.....	456110		06/00	170.802	170.394	168.268	170.842	167.767
Primary services.....		456110-P	06/00	170.650	170.242	168.117	170.689	167.617
Pharmacy and drug retailer services, in-store retailing.....		456110-A	06/00	170.650	170.242	168.117	169.620	164.672
Retailing of prescription drugs.....		456110-A1	06/00	199.649	198.568	194.593	197.148	189.508
Retailing of over-the-counter drugs and all other goods.....		456110-A2	06/00	165.087	165.843	166.630	166.025	166.034
Retailing of over-the-counter drugs.....		456110-A21	06/00	128.235	129.401	129.580	129.982	129.976
Retailing of all other goods.....		456110-A22	06/00	176.620	177.225	178.219	177.207	177.222
Optical goods retailers.....	45613		12/03	117.146	114.326	110.193	111.162	111.162
Optical goods retailers.....	456130		06/00	120.141	117.248	113.010	114.004	114.004
Primary services.....		456130-P	06/00	118.028	114.956	110.801	111.775	111.775
Optical goods retailer services, in-store retailing.....		456130-A	06/00	118.028	114.956	110.801	111.775	111.775
Food (health) supplement retailers.....	456191		12/99	242.303	249.169	251.876	248.213	248.517
Primary services.....		456191-P	12/99	242.353	249.221	251.928	248.264	248.569
Food (health) supplement store services, in-store retailing.....		456191-A	12/99	242.353	249.221	251.928	248.264	248.569
Gasoline Stations and Fuel Dealers.....	457		12/22	—	—	100.000	91.027	90.261
Gasoline stations.....	4571		06/01	176.459	176.184	194.968	174.580	170.548
Gasoline stations.....	45710		06/01	176.459	176.184	194.968	174.580	170.548
Gasoline stations.....	457100		05/19	156.758	156.522	173.240	155.099	151.530
Primary products.....		457100-P	05/19	157.561	157.460	174.775	155.716	152.512
Gasoline station services.....		457100-1	05/19	157.561	157.460	174.775	155.716	152.512
Retailing of automotive fuels and lubricants.....		457100-11	05/19	187.620	192.961	223.410	190.369	182.982
Retailing of all other goods, sales of prepared foods, and repair services.....		457100-12	12/12	125.733	117.158	115.686	116.679	119.719
Fuel dealers.....	4572		06/00	222.640	279.575	295.054	294.027	314.102
Fuel dealers.....		45721	06/00	222.640	279.575	295.054	—	—
Fuel dealers.....	45721		06/00	222.640	279.575	295.054	294.027	314.102
Fuel dealers.....	457210		06/00	222.634	279.567	295.045	294.019	314.092
Primary services.....		457210-P	06/00	232.322	291.732	307.884	306.798	328.028
Fuel dealer services.....		457210-1	06/00	232.322	291.732	307.884	306.798	328.028
Clothing and clothing accessories retailers.....	458		12/03	157.438	148.275	151.055	142.249	150.712
Clothing retailers.....	4581		12/03	153.004	141.141	145.427	134.346	147.378
Clothing retailers.....	45811		12/03	153.004	141.141	145.427	134.346	147.378
Clothing and clothing accessories retailers.....	458110		05/15	123.467	113.894	117.353	108.410	118.927
Primary services.....		458110-P	05/15	123.467	113.894	117.353	108.410	118.927
Clothing and clothing accessories retailer services, in-store retailing.....		458110-A	05/15	123.467	113.894	117.353	108.168	115.324
Retailing of apparel.....		458110-A1	05/15	123.202	113.513	117.124	108.113	117.898
Retailing of men's apparel.....		458110-A11	05/15	127.853	121.306	117.817	113.671	118.669
Retailing of women's apparel.....		458110-A12	05/15	120.366	108.753	115.278	107.239	119.044
Retailing of children's apparel.....		458110-A13	05/15	132.734	127.359	129.104	104.690	115.157
Retailing of all other goods.....		458110-A2	05/15	124.799	115.687	118.527	108.865	109.572
Clothing and clothing accessories retailer services, online retailing.....		458110-B	12/22	—	—	100.000	—	136.076
Shoe retailers.....	4582		12/03	146.688	144.101	138.701	128.838	129.609
Shoe retailers.....	45821		12/03	146.688	144.101	138.701	128.838	129.609
Shoe retailers.....	458210		06/02	149.647	147.007	141.498	131.436	132.223
Primary services.....		458210-P	06/02	149.647	147.007	141.498	131.436	132.223
Shoe retailer services, in-store retailing.....		458210-A	06/02	149.647	147.007	141.498	131.436	132.223
Jewelry retailers.....	4583		12/03	181.138	182.339	184.911	188.262	187.791
Jewelry retailers.....	45831		12/03	184.351	185.573	188.190	191.601	191.122
Jewelry retailers.....	458310		06/00	200.280	201.607	204.450	208.156	207.635
Primary services.....		458310-P	06/00	200.642	201.972	204.821	208.533	208.011
Jewelry retailer services, in-store retailing.....		458310-A	06/00	200.642	201.972	204.821	209.537	208.874

See footnotes at end of table.

Table 11. Producer price indexes for net output of selected industries and their products, not seasonally adjusted — Continued
[February 2023]

Title ¹	Industry code	Product code	Index base	Unadjusted index ²				
				Oct. 2022	Nov. 2022 ^P	Dec. 2022 ^P	Jan. 2023 ^P	Feb. 2023 ^P
Jewelry retailers - Continued								
Sporting goods and hobby retailers.	4591		12/03	133.287	131.548	123.960	121.095	124.895
Sporting goods retailers.	45911		12/03	171.607	168.673	155.857	150.833	157.023
Sporting goods retailers.	459110		06/00	179.039	175.978	162.607	157.363	163.824
Primary services.		459110-P	06/00	180.338	177.255	163.788	158.401	165.052
Sporting goods store services, in-store retailing.		459110-A	06/00	180.338	177.255	163.788	156.373	165.030
Retailing of sporting goods.		459110-A1	12/13	128.083	124.917	124.896	126.880	143.783
Hobby, toy, and game retailers.	45912		12/03	82.535	82.535	82.561	82.568	83.197
Hobby, toy, and game retailers.	459120		06/00	83.586	83.586	83.613	83.620	84.257
Primary services.		459120-P	06/00	83.529	83.529	83.555	83.562	84.199
Hobby, toy, and game store services, in-store retailing.		459120-A	06/00	83.529	83.529	83.555	83.588	83.562
Retailing of hobby and craft goods, toys, and games (including video games). ...		459120-A1	12/13	85.707	85.707	85.707	85.761	85.719
Retailing of all other goods.		459120-A2	12/13	69.627	69.627	69.676	69.675	69.675
Book retailers and news dealers.	4592		12/03	137.619	138.296	128.525	134.653	134.508
Book retailers and news dealers.	45921		12/03	151.671	152.417	141.648	148.401	148.242
Book retailers and news dealers.	459210		06/00	188.615	189.542	176.150	184.551	184.352
Primary services.		459210-P	06/00	188.566	189.499	176.024	184.432	184.233
Book retailer and news dealer services, in-store retailing.		459210-A	06/00	188.566	189.499	176.024	187.328	187.061
Retailing of books.		459210-A1	06/14	133.546	134.488	120.888	131.460	131.460
Retailing of all other goods.		459210-A2	06/14	111.663	111.663	111.663	112.091	111.481
Office supplies, stationery, and gift retailers.	4594		12/03	173.283	175.030	173.640	172.717	172.671
Office supplies, stationery, and gift retailers.	45940		12/03	173.283	175.030	173.640	172.717	172.671
Office supplies, stationery, and gift retailers.	459400		05/19	118.663	119.859	118.908	118.276	118.244
Primary services.		459400-P	05/19	118.663	119.859	118.908	118.276	118.244
Office supplies, stationery, and gift retailer services, in-store retailing.		459400-A	05/19	118.663	119.859	118.908	117.860	117.808
Air transportation.	481		12/92	269.747	259.477	264.627	270.708	262.594
Scheduled air transportation.	4811		12/89	332.573	318.347	325.056	333.324	322.288
Scheduled air transportation.	48111		12/89	332.573	318.347	325.056	333.324	322.288
Scheduled passenger air transportation.	481111		12/89	338.796	323.855	331.135	339.631	327.538
Primary services.		481111-P	12/89	369.970	353.654	361.604	370.882	357.676
Domestic.		481111-1	12/89	393.754	368.388	379.322	378.558	377.350
Domestic first class, including business.		481111-101	12/99	199.972	178.517	192.434	186.048	192.983
Domestic coach.		481111-102	12/99	224.644	211.284	216.437	216.610	215.154
International.		481111-2	12/89	268.437	277.810	277.023	303.438	270.063
International first class, including business.		481111-201	09/18	117.683	94.870	105.578	116.310	113.970
International coach.		481111-202	12/89	269.229	286.822	282.669	309.433	272.426
Scheduled freight air transportation.	481112		12/03	179.501	176.659	175.528	179.086	184.975
Primary services.		481112-P	12/87	182.038	174.452	173.441	171.503	172.141
Scheduled freight air transportation services.		481112-1	12/87	190.639	182.406	181.309	179.162	179.868
Domestic scheduled freight air transportation services.		481112-101	12/14	116.080	115.565	114.424	115.506	116.145
International scheduled freight air transportation services.		481112-102	12/14	85.774	79.401	79.188	77.037	77.250
Scheduled mail air transportation services.		481112-2	12/87	150.206	150.206	150.206	150.206	150.206
Nonscheduled air transportation.	4812		12/96	199.199	200.751	202.449	202.477	202.477
Nonscheduled air transportation.	48121		12/96	199.199	200.751	202.449	202.477	202.477
Nonscheduled air passenger chartering.	481211		06/92	200.007	202.958	205.448	205.489	205.489
Primary services.		481211-P	12/00	159.998	162.744	165.063	165.100	165.100
Domestic nonscheduled air passenger services.		481211-1	06/08	114.797	117.219	119.264	119.297	119.297
International nonscheduled air passenger services.		481211-2	06/08	110.604	110.604	110.604	110.604	110.604
Nonscheduled air freight chartering.	481212		06/08	149.635	148.553	148.553	148.553	148.553
Primary services.		481212-P	06/08	147.177	146.045	146.045	146.045	146.045
Domestic nonscheduled air freight services.		481212-1	06/08	196.895	196.895	196.895	196.895	196.895
International nonscheduled air freight services.		481212-2	06/08	106.555	105.547	105.547	105.547	105.547
Rail transportation.	482		12/96	230.339	231.782	231.646	233.307	230.762
Rail transportation.	4821		12/96	230.339	231.782	231.646	233.307	230.762
Rail transportation.	48211		12/96	230.339	231.782	231.646	233.307	230.762
Line-haul railroads.	482111		12/84	256.928	258.538	258.387	260.239	257.400
Primary services.		482111-P	12/84	256.928	258.538	258.387	260.239	257.400
Freight rail transportation.		482111-4	05/15	128.457	129.287	129.209	130.162	128.702
Carload freight rail transportation.		482111-411	12/96	229.886	229.810	231.163	234.809	232.398
Intermodal freight rail transportation.		482111-412	12/96	227.888	234.906	229.466	223.984	220.646

See footnotes at end of table.

Table 11. Producer price indexes for net output of selected industries and their products, not seasonally adjusted — Continued
[February 2023]

Title ¹	Industry code	Product code	Index base	Unadjusted index ²				
				Oct. 2022	Nov. 2022 ^P	Dec. 2022 ^P	Jan. 2023 ^P	Feb. 2023 ^P
Line-haul railroads - Continued								
Passenger rail transportation.....		482111-5	12/96	181.801	181.801	181.801	181.801	181.801
Coach service class.....		482111-506	06/05	164.929	164.929	164.929	164.929	164.929
All other service classes.....		482111-507	06/05	157.022	157.022	157.022	157.022	157.022
Water transportation.....	483		12/03	201.489	200.921	200.807	198.417	197.585
Deep sea freight transportation.....	483111		06/88	468.110	461.904	459.349	444.173	441.830
Primary services.....		483111-P	06/88	478.216	471.877	469.266	453.762	451.368
Deep sea freight transportation services.....		483111-5	06/88	478.216	471.877	469.266	453.762	451.368
Coastal and Great Lakes freight transport.....	483113		12/03	213.630	216.299	218.701	219.922	218.789
Primary services.....		483113-P	12/03	208.155	210.916	212.909	213.649	212.511
Coastal and intercoastal freight transportation.....		483113-1	12/03	181.323	184.466	186.277	187.918	186.752
Great Lakes - St. Lawrence Seaway freight transportation.....		483113-2	12/91	243.394	247.783	243.129	238.795	237.559
Coastal and intercoastal towing transportation.....		483113-3	12/03	270.690	270.012	276.752	276.970	276.158
Inland water transportation.....	4832		12/03	191.146	192.925	192.067	193.405	194.099
Inland water transportation.....	48321		12/03	191.150	192.929	192.071	193.409	194.103
Inland water freight transportation.....	483211		12/90	242.490	244.746	243.657	245.355	246.235
Primary services.....		483211-P	12/90	246.810	249.182	248.036	249.834	250.735
Inland water freight transportation services.....		483211-3	12/90	246.810	249.182	248.036	249.834	250.735
Truck transportation.....	484		12/03	196.905	197.463	196.367	189.599	188.172
General freight trucking.....	4841		12/03	207.814	207.988	207.260	198.051	196.323
General freight trucking, local.....	48411		12/03	196.069	196.317	186.252	185.538	184.828
General freight trucking, local.....	484110		12/03	196.088	196.337	186.274	185.560	184.849
Primary services.....		484110-P	06/93	214.241	214.435	200.626	199.742	197.818
General freight trucking services, local.....		484110-1	06/93	214.241	214.435	200.626	199.742	197.818
General freight trucking, local, truckload.....		484110-15	06/09	151.097	151.340	138.564	137.685	137.685
General freight trucking, local, less than truckload.....		484110-16	06/09	153.823	153.644	152.886	152.886	148.089
Other receipts.....		484110-SM	12/03	204.761	205.237	202.666	202.027	202.628
General freight trucking, long-distance.....	48412		12/03	210.621	210.768	212.198	200.452	198.430
General freight trucking, long-distance TL.....	484121		12/03	197.549	195.947	200.978	183.615	181.497
Primary services.....		484121-P	06/92	209.579	212.075	211.552	194.121	191.679
General freight trucking, long-distance, truckload.....		484121-2	06/92	209.579	212.075	211.552	194.121	191.679
General freight trucking, long-distance LTL.....	484122		12/03	237.312	242.376	233.568	240.539	238.962
Primary services.....		484122-P	06/92	400.106	408.645	393.794	405.547	402.889
General freight trucking, long-distance less than truckload.....		484122-1	06/92	400.106	408.645	393.794	405.547	402.889
Specialized freight trucking.....	4842		12/03	173.440	174.781	172.970	172.447	171.786
Used household and office goods moving.....	48421		12/03	168.843	167.921	167.555	168.251	165.734
Used household and office goods moving.....	484210		12/03	168.805	167.883	167.517	168.213	165.697
Primary services.....		484210-P	12/03	172.002	171.062	170.689	171.399	168.835
Used household and office goods moving, except local.....		484210-2	06/92	268.373	270.129	269.289	267.713	261.674
Residential moving services, except local.....		484210-21	09/15	145.344	145.852	145.254	144.413	141.129
Commercial and other goods moving services, except local.....		484210-22	09/15	120.660	122.623	122.623	121.862	119.246
Used household and office goods moving, local.....		484210-4	12/03	145.745	140.993	140.993	144.443	144.443
Residential moving services, local.....		484210-41	09/15	125.665	122.661	122.661	125.272	125.272
Commercial and other goods moving services, local.....		484210-42	09/15	119.707	112.584	112.584	117.393	117.393
Specialized freight (except used) trucking, local.....	48422		12/03	180.035	181.343	180.143	180.176	180.010
Specialized freight (except used goods) trucking, local.....	484220		12/03	180.044	181.353	180.153	180.186	180.020
Primary services.....		484220-P	06/93	218.067	219.770	218.208	218.258	218.006
Specialized freight (except used goods) trucking, local.....		484220-6	06/93	218.067	219.770	218.208	218.258	218.006
Local hazardous materials trucking (except waste).....		484220-601	06/13	141.072	141.072	135.044	133.762	132.801
Local agricultural products trucking without storage.....		484220-602	06/13	106.233	106.233	106.233	106.233	106.233
Dump trucking.....		484220-603	06/13	144.450	147.011	147.011	147.011	147.011
Local specialized trucking without storage.....		484220-604	06/13	121.207	121.207	121.207	122.145	122.145
Specialized freight (except used) trucking, long-distance.....	48423		12/03	168.469	170.722	167.763	166.253	165.799
Specialized freight (except used goods) trucking, long-distance.....	484230		12/03	168.475	170.728	167.769	166.260	165.806
Primary services.....		484230-P	06/01	166.017	168.216	165.053	163.692	163.118
Specialized freight (except used goods) trucking, long-distance.....		484230-6	06/01	166.017	168.216	165.053	163.692	163.118
Agricultural products trucking, long-distance.....		484230-602	06/13	144.850	145.190	150.038	148.274	147.323
All other specialized trucking, long-distance.....		484230-603	06/13	132.019	133.982	130.433	129.426	129.028
Pipeline Transportation.....	486		05/22	107.093	107.119	106.514	106.867	108.195
Pipeline transportation of crude oil.....	4861		12/03	280.788	280.530	280.530	280.637	280.637

See footnotes at end of table.

Table 11. Producer price indexes for net output of selected industries and their products, not seasonally adjusted — Continued
 [February 2023]

Title ¹	Industry code	Product code	Index base	Unadjusted index ²				
				Oct. 2022	Nov. 2022 ^P	Dec. 2022 ^P	Jan. 2023 ^P	Feb. 2023 ^P
Pipeline transportation of crude oil - Continued								
Pipeline transportation of crude oil.....	48611		12/03	280.788	280.530	280.530	280.637	280.637
Pipeline transportation of crude oil.....	486110		06/86	311.184	310.898	310.898	311.017	311.017
Primary services.....		486110-P	06/86	312.157	311.861	311.861	311.987	311.987
Pipeline transportation of crude oil.....		486110-3	06/86	302.888	302.601	302.601	302.723	302.723
Trans-Alaskan Pipeline System transportation.....		486110-311	06/86	121.684	119.715	119.715	119.479	119.479
Pipeline transportation of crude petroleum, except on the Trans-Alaskan Pipeline System.....		486110-312	06/86	408.785	408.785	408.785	409.010	409.010
Pipeline transportation of natural gas.....	4862		05/22	104.901	104.889	102.750	103.162	105.353
Pipeline transportation of natural gas.....	48621		05/22	104.901	104.889	102.750	103.162	105.353
Pipeline transportation of natural gas.....	486210		05/22	104.901	104.889	102.750	103.162	105.353
Primary services.....		486210-P	05/22	104.901	104.889	102.750	103.162	105.353
Pipeline transportation of natural gas services.....		486210-1	05/22	104.901	104.889	102.750	103.162	105.353
Other pipeline transportation.....	4869		12/03	205.472	205.730	205.730	206.693	206.832
Pipeline transportation of refined petroleum products.....	48691		12/03	205.472	205.730	205.730	206.693	206.832
Refined petroleum product pipeline transport.....	486910		06/86	235.144	235.439	235.439	236.541	236.700
Primary services.....		486910-P	06/86	235.532	235.828	235.828	236.932	237.091
Pipeline transportation of refined petroleum products.....		486910-1	06/86	238.894	239.194	239.194	240.314	240.475
Transportation support activities.....	488		12/03	151.784	143.507	143.892	142.287	141.957
Air transportation support activities.....	4881		12/96	196.960	196.047	194.362	198.660	201.412
Airport operations.....	48811		12/03	150.305	148.946	147.314	150.136	150.975
Other airport operations.....	488119		12/03	150.329	148.970	147.338	150.160	150.999
Primary services.....		488119-P	06/92	208.168	206.286	204.026	207.933	209.096
Aeronautical services.....		488119-5	06/14	115.183	115.129	115.104	117.609	117.467
Landing fees.....		488119-501	06/14	104.581	104.605	104.585	107.757	106.124
Terminal rental.....		488119-502	06/14	125.499	125.284	125.211	129.101	130.052
Other aeronautical services.....		488119-503	06/14	114.215	114.215	114.215	113.180	113.180
Non-aeronautical services.....		488119-6	06/14	125.019	121.954	118.190	120.121	121.676
Airport parking.....		488119-601	06/14	127.301	128.909	128.909	131.462	131.319
Lease space for rental cars.....		488119-602	06/14	150.543	139.698	118.313	126.607	126.607
Lease space for concessions.....		488119-603	06/92	178.199	164.210	170.289	157.658	157.658
Other non-aeronautical services.....		488119-604	06/14	104.439	104.439	104.439	105.886	112.656
Other air transportation support activities.....	48819		12/03	163.953	164.219	163.365	167.742	172.256
Other support activities for air transport.....	488190		12/03	163.948	164.214	163.360	167.736	172.251
Primary services.....		488190-P	06/92	210.589	210.561	209.830	215.227	221.159
Other air transportation support activities.....		488190-5	06/07	146.194	146.174	145.667	149.414	153.532
Water transportation support activities.....	4883		12/03	157.885	158.481	158.411	160.759	163.482
Port and harbor operations.....	48831		12/03	181.243	184.248	184.085	186.001	187.182
Port and harbor operations.....	488310		12/03	181.265	184.270	184.107	186.024	187.205
Primary services.....		488310-P	12/03	183.828	186.840	186.674	188.838	190.170
Port and harbor services.....		488310-1	12/03	183.828	186.840	186.674	188.838	190.170
Marine cargo handling.....	48832		12/03	153.404	153.403	153.365	153.365	153.365
Marine cargo handling.....	488320		12/91	172.794	172.792	172.750	172.750	172.750
Primary services.....		488320-P	12/91	168.541	168.539	168.496	168.496	168.496
Movement of containers.....		488320-8	12/98	151.682	151.663	151.646	151.646	151.646
Other marine cargo handling.....		488320-9	12/98	155.098	155.237	155.021	155.021	155.021
Navigational services to shipping.....	48833		12/03	156.673	156.840	156.756	164.408	174.096
Navigational services to shipping.....	488330		12/92	205.542	205.762	205.652	215.690	228.401
Primary services.....		488330-P	12/92	209.480	209.711	209.596	219.826	232.780
Navigational services to shipping and salvage.....		488330-1	12/92	209.480	209.711	209.596	219.826	232.780
Freight transportation arrangement.....	4885		12/96	140.369	125.258	126.841	121.816	119.494
Freight transportation arrangement.....	48851		12/96	140.369	125.258	126.841	121.816	119.494
Freight transportation arrangement.....	488510		12/94	143.233	127.815	129.430	124.304	121.936
Primary services.....		488510-P	12/94	144.212	128.256	129.860	124.337	121.724
Freight forwarding.....		488510-1	12/94	109.055	105.354	105.354	105.354	105.298
Arrangement of freight and cargo n.e.c.....		488510-2	12/94	177.616	149.969	153.103	142.148	137.021
U.S. Postal Service.....	491		06/89	270.369	270.369	270.369	281.228	281.228
U.S. Postal Service.....	4911		06/89	270.369	270.369	270.369	281.228	281.228
U.S. Postal Service.....	49111		06/89	270.369	270.369	270.369	281.228	281.228

See footnotes at end of table.

Table 11. Producer price indexes for net output of selected industries and their products, not seasonally adjusted — Continued
[February 2023]

Title ¹	Industry code	Product code	Index base	Unadjusted index ²				
				Oct. 2022	Nov. 2022 ^P	Dec. 2022 ^P	Jan. 2023 ^P	Feb. 2023 ^P
U.S. Postal Service - Continued								
U.S. Postal Service.....	491110		06/89	270.369	270.369	270.369	281.228	281.228
Primary services.....		491110-P	06/89	270.369	270.369	270.369	281.228	281.228
Mailing services (market dominant services).....		491110-7	12/12	133.512	133.512	133.512	139.462	139.462
First class mail.....		491110-71	06/89	239.138	239.138	239.138	248.829	248.829
Retail letters.....		491110-711	12/12	133.315	133.315	133.315	139.838	139.838
Commercial letters.....		491110-712	12/12	129.241	129.241	129.241	133.618	133.618
Retail and commercial flats.....		491110-713	12/12	129.892	129.892	129.892	136.039	136.039
Other first class mail and fees.....		491110-714	12/12	152.640	152.640	152.640	159.165	159.165
Periodicals mail.....		491110-72	06/89	319.001	319.001	319.001	330.638	330.638
Outside county.....		491110-721	06/89	326.055	326.055	326.055	337.676	337.676
Other periodicals mail and fees.....		491110-722	12/12	125.216	125.216	125.216	131.976	131.976
Standard class mail.....		491110-73	06/89	301.872	301.872	301.872	317.670	317.670
High density and saturation flats and parcels.....		491110-731	12/12	117.703	117.703	117.703	123.767	123.767
Carrier route basic mail.....		491110-732	12/12	127.136	127.136	127.136	137.752	137.752
Bulk letters.....		491110-733	12/12	132.002	132.002	132.002	136.170	136.170
Bulk flats.....		491110-734	12/12	138.894	138.894	138.894	147.486	147.486
Other standard mail and fees.....		491110-735	12/12	158.084	158.084	158.084	178.596	178.596
Package services mail.....		491110-74	06/89	303.045	303.045	303.045	314.194	314.194
Special services and fees.....		491110-75	06/89	319.307	319.307	319.307	333.232	333.232
Shipping services (competitive services).....		491110-8	12/12	166.855	166.855	166.855	171.832	171.832
Domestic priority mail.....		491110-81	06/89	406.584	406.584	406.584	405.137	405.137
Other shipping services and shipping special services & fees.....		491110-82	12/12	184.278	184.278	184.278	194.467	194.467
Couriers and messengers.....	492		12/03	289.299	291.248	287.819	308.368	308.121
Couriers and express delivery services.....	4921		12/03	299.083	300.911	297.100	319.591	319.321
Couriers and express delivery services.....	49211		12/03	299.098	300.927	297.115	319.608	319.337
Couriers and express delivery services.....	492110		12/03	299.057	300.886	297.075	319.564	319.294
Primary services.....		492110-P	12/03	300.106	301.945	298.112	320.688	320.417
Standard courier services.....		492110-1	12/92	437.745	439.563	438.108	469.484	469.094
Expedited courier services.....		492110-2	12/87	459.181	463.864	449.051	486.323	485.897
Domestic expedited courier services.....		492110-201	12/98	417.684	421.965	408.483	444.214	443.883
International expedited courier services.....		492110-202	12/98	360.415	364.042	352.434	378.197	377.755
Local messengers and local delivery.....	4922		12/03	161.676	164.960	166.160	166.160	166.160
Local messengers and local delivery.....	49221		12/03	161.344	164.621	165.818	165.818	165.818
Local messengers and local delivery.....	492210		12/03	161.316	164.593	165.790	165.790	165.790
Primary services.....		492210-P	12/92	208.118	212.345	213.889	213.889	213.889
Local messengers and local delivery services.....		492210-1	12/92	208.118	212.345	213.889	213.889	213.889
Warehousing and storage.....	493		12/06	136.750	136.197	144.076	147.333	152.882
Warehousing and storage.....	4931		12/06	136.704	136.151	144.028	147.284	152.830
General warehousing and storage.....	49311		12/03	140.607	139.904	150.478	154.129	160.371
General warehousing and storage.....	493110		12/03	140.691	139.988	150.569	154.222	160.468
Primary services.....		493110-P	06/93	154.067	153.297	164.884	168.884	175.724
General warehousing and storage services.....		493110-1	06/93	154.067	153.297	164.884	168.884	175.724
Refrigerated warehousing and storage.....	49312		12/03	147.161	147.091	145.485	148.237	152.830
Refrigerated warehousing and storage.....	493120		12/91	161.724	161.646	159.881	162.905	167.953
Primary services.....		493120-P	12/91	162.004	161.926	160.158	163.188	168.244
Warehousing and storage of refrigerated goods.....		493120-2	12/91	162.189	162.111	160.340	163.374	168.436
Farm product warehousing and storage.....	49313		12/03	140.981	140.981	140.942	140.948	140.976
Farm product warehousing and storage.....	493130		12/92	163.918	163.918	163.872	163.880	163.911
Primary services.....		493130-P	12/92	161.962	161.962	161.962	161.962	161.962
Farm product warehousing and storage services.....		493130-1	12/92	161.962	161.962	161.962	161.962	161.962
Publishing industries.....	513		12/22	-	-	100.000	101.462	102.189
Newspaper, book, and directory publishers.....	5131		12/22	-	-	100.000	101.106	101.611
Newspaper publishers.....	51311		12/22	-	-	100.000	99.342	99.690
Newspaper publishers.....	513110		12/22	-	-	100.000	99.342	99.690
Primary services.....		513110-P	12/22	-	-	100.000	99.342	99.690
Newspaper publishing.....		513110-1	12/22	-	-	100.000	99.342	99.690
Newspaper publishing from print publishers.....		513110-11	12/79	596.842	592.923	603.058	599.092	601.191
Newspaper advertising sales.....		513110-111	09/15	89.067	88.386	90.342	88.449	89.402
Newspaper advertising sales, print only.....		513110-1111	09/15	86.471	85.667	87.974	85.749	86.869
Newspaper advertising sales, digital only and print and digital bundled.....		513110-1112	09/15	104.357	104.357	104.357	104.357	104.357
Newspaper subscription and single copy sales.....		513110-112	09/15	178.658	177.705	179.728	179.732	179.775

See footnotes at end of table.

Table 11. Producer price indexes for net output of selected industries and their products, not seasonally adjusted — Continued
[February 2023]

Title ¹	Industry code	Product code	Index base	Unadjusted index ²				
				Oct. 2022	Nov. 2022 ^P	Dec. 2022 ^P	Jan. 2023 ^P	Feb. 2023 ^P
Newspaper publishers - Continued								
Newspaper subscriptions, print only.....		513110-1121	09/15	177.072	175.970	178.175	178.175	178.175
Newspaper subscriptions, online only and print and online bundled.....		513110-1122	09/15	194.909	195.462	195.652	195.699	196.260
Periodical publishers.....	51312		12/22	—	—	100.000	103.378	103.481
Periodical publishers.....	513120		12/22	—	—	100.000	103.364	103.467
Primary services.....		513120-P	12/22	—	—	100.000	101.942	102.062
Periodical publishing.....		513120-1	12/22	—	—	100.000	101.942	102.062
Periodical publishing from print publishers.....		513120-11	12/79	461.293	448.955	448.955	457.672	458.212
Periodicals, advertising sales.....		513120-111	12/14	104.152	104.152	104.152	107.671	107.895
Specialized business and professional periodicals, advertising sales.....		513120-1111	12/79	468.465	468.465	468.465	510.663	516.531
General and consumer periodicals, advertising sales.....		513120-1112	12/79	648.524	648.524	648.524	662.887	662.887
Periodicals, subscriptions and single copy sales.....		513120-112	12/14	112.427	103.868	103.868	103.987	103.987
Specialized business and professional periodicals, subscriptions and single copy sales.....		513120-1121	12/79	573.536	576.810	576.810	580.511	580.511
General and consumer periodicals, subscriptions and single copy sales.....		513120-1122	12/06	111.881	100.114	100.114	100.114	100.114
Book publishers.....	51313		12/22	—	—	100.000	100.615	100.892
Book publishers.....	513130		12/22	—	—	100.000	100.610	100.885
Primary services.....		513130-P	12/22	—	—	100.000	100.687	100.996
Book publishing from print publishers.....		513130-1	12/80	523.284	520.672	526.431	530.046	531.673
Print book publishing.....		513130-101	09/15	127.376	126.195	127.511	128.386	128.781
General adult and juvenile book publishing.....		513130-1011	06/09	106.275	106.829	106.458	107.864	108.053
General adult book publishing.....		513130-10111	06/09	109.602	110.660	110.220	111.756	110.706
Juvenile book publishing.....		513130-10112	06/09	97.020	96.279	96.089	97.276	98.685
Textbook publishing, including teachers' editions and workbooks.....		513130-1012	12/80	897.220	877.473	908.107	912.715	916.517
College textbook publishing.....		513130-10121	12/80	909.516	841.685	946.912	964.426	978.877
Elementary and high school textbook publishing.....		513130-10122	12/02	203.649	203.649	203.649	203.649	203.649
Technical, scientific, and professional book publishing.....		513130-1013	12/80	840.404	840.404	840.404	843.035	843.035
General reference book publishing.....		513130-1014	12/80	224.903	216.219	218.528	219.071	219.308
Religious book publishing.....		513130-1015	12/80	255.762	246.234	245.270	247.051	255.387
Directory and mailing list publishers.....	51314		12/22	—	—	100.000	101.975	104.391
Directory and mailing list publishers.....	513140		12/22	—	—	100.000	101.947	104.372
Primary services.....		513140-P	12/22	—	—	100.000	101.564	104.105
Directory and mailing list publishing.....		513140-1	12/22	—	—	100.000	101.564	104.105
Directory and mailing list publishing from print publishers.....		513140-11	12/03	123.200	122.413	122.705	130.719	129.801
Directory and mailing list publishing from print - ad sales incl. phone directory listings.....		513140-111	09/84	278.993	278.993	279.013	293.846	293.846
Directory and mailing list publishing from print - subscription, content, and licensing sales.....		513140-112	01/08	145.854	141.476	143.066	153.558	151.779
Directory and mailing list publishing from Internet publishers.....		513140-12	12/22	—	—	100.000	100.140	103.624
Other publishers.....	51319		12/22	—	—	100.000	100.810	101.173
Greeting card publishers.....	513191		12/22	—	—	100.000	100.144	100.069
Primary services.....		513191-P	12/22	—	—	100.000	100.083	100.000
Greeting card publishing.....		513191-1	12/22	—	—	100.000	100.083	100.000
Greeting card publishing from print publishers.....		513191-101	12/85	242.098	242.354	242.525	242.726	242.525
All other publishers.....	513199		12/22	—	—	100.000	102.909	104.638
Primary services.....		513199-P	12/22	—	—	100.000	103.463	103.581
All other publishing including yearbooks, art prints, patterns, and trading cards.....		513199-1	12/22	—	—	100.000	103.463	103.581
All other publishing including yearbooks, art prints, patterns, and trading cards, from print.....		513199-11	12/03	125.085	125.167	125.249	129.586	129.734
Other receipts.....		513199-SM	12/03	118.021	118.021	118.021	118.021	130.035
Software publishers.....	5132		12/03	92.561	91.023	91.333	92.912	93.725
Software publishers.....	51321		12/03	92.561	91.023	91.332	92.912	93.725
Software publishers.....	513210		12/97	87.493	86.037	86.330	87.822	88.590
Primary services.....		513210-P	12/97	91.458	89.571	89.951	91.641	92.511
Software publishing, except games.....		513210-5	06/06	99.517	97.495	97.894	99.942	100.982
System & application software publishing, excluding maintenance, tech support & games.....		513210-505	05/22	99.803	97.427	97.919	99.808	101.078
System software publishing.....		513210-50501	05/22	99.589	98.525	99.009	101.440	104.332
Application software publishing.....		513210-50502	12/97	108.322	105.020	105.557	106.936	106.278
Desktop and portable device application software publishing.....		513210-505021	06/06	103.513	101.483	102.268	105.384	103.104
Other application software publishing.....		513210-505022	06/06	121.766	116.941	117.278	117.499	117.977
Software maintenance, technical support, and other services related to software publishing.....		513210-506	12/97	161.790	161.345	161.246	167.226	165.189
Game software publishing.....		513210-7	12/13	86.266	83.984	84.563	83.754	83.487
Other receipts.....		513210-SM	12/97	56.050	56.050	56.050	56.050	56.053
Broadcasting, except Internet.....	516		12/03	137.308	140.928	136.556	131.882	125.497

See footnotes at end of table.

Table 11. Producer price indexes for net output of selected industries and their products, not seasonally adjusted — Continued
 [February 2023]

Title ¹	Industry code	Product code	Index base	Unadjusted index ²				
				Oct. 2022	Nov. 2022 ^p	Dec. 2022 ^p	Jan. 2023 ^p	Feb. 2023 ^p
Broadcasting, except Internet - Continued								
Radio and television broadcasting.....	5161		06/01	118.242	119.709	108.914	101.892	102.573
Radio broadcasting.....	51611		12/03	102.104	103.640	100.543	89.193	98.346
Radio broadcasting stations.....	516110		06/88	184.436	187.205	181.618	161.111	177.649
Primary services.....		516110-P	06/88	185.413	188.469	182.296	161.337	178.239
Radio station services.....		516110-1	06/88	197.666	202.014	193.262	171.043	188.961
Radio station advertising sales.....		516110-101	06/88	191.276	196.202	186.286	160.807	181.353
Radio station advertising sales, local.....		516110-10101	12/95	137.220	140.625	136.929	123.893	137.218
Radio station advertising sales, national and regional.....		516110-10102	12/95	144.737	148.823	131.793	100.558	119.218
Other radio station services.....		516110-102	12/03	141.978	141.978	141.978	141.978	141.978
Other receipts.....		516110-SM	12/03	134.763	134.763	134.815	134.884	134.865
Television broadcasting.....	51612		12/03	116.288	117.732	103.869	98.501	96.697
Television broadcasting stations.....	516120		06/01	117.195	118.652	104.655	99.246	97.428
Primary services.....		516120-P	06/01	96.325	97.763	83.958	79.855	78.464
Television station advertising sales.....		516120-3	06/08	104.850	106.705	88.889	82.152	79.867
Other television station broadcasting services.....		516120-4	06/08	117.939	117.939	117.939	117.939	117.939
Other receipts.....		516120-SM	06/01	192.987	192.987	192.987	190.618	190.605
Cable and other subscription programming.....	5162		12/03	151.443	156.649	156.856	153.621	142.507
Cable and other subscription programming.....	51621		12/03	154.051	159.347	159.557	156.267	144.961
Media streaming dist svcs, social networks, and other media networks and content providers.....								
Primary services.....	516210		12/03	151.513	156.722	156.928	153.694	142.558
Cable networks.....		516210-P	12/03	158.292	163.734	163.949	160.545	149.088
Cable network advertising services.....		516210-1	12/03	158.292	163.734	163.949	158.929	142.019
Cable network programming services.....		516210-11	06/93	180.714	204.015	204.939	197.251	173.792
Radio network and national syndication services.....		516210-12	06/93	276.879	276.879	276.879	285.767	285.767
Radio network and national syndication services.....		516210-3	12/95	117.709	117.667	117.699	117.678	117.678
Telecommunications.....	517		12/03	106.061	105.950	106.146	107.517	107.796
Wired and wireless telecommunications carriers.....	5173		12/17	108.656	108.543	108.746	110.161	110.448
Wired and wireless telecommunications carriers.....	51731		12/17	108.656	108.543	108.746	110.161	110.448
Wired telecommunications carriers.....	517311		12/03	132.565	132.539	132.904	135.849	136.408
Primary products.....		517311-P	12/03	132.383	132.357	132.722	135.662	136.221
Local telephone service, except private lines.....		517311-1	12/03	149.052	148.934	149.007	148.255	148.937
Residence local telephone service.....		517311-111	12/03	164.156	164.149	164.141	164.136	164.718
Business and other local telephone service.....		517311-112	12/03	130.336	130.069	130.251	128.224	129.101
Public switched toll service.....		517311-2	12/03	132.331	133.124	133.517	134.140	133.360
Residence switched toll service.....		517311-21	12/03	196.774	197.367	197.074	197.270	197.325
Business switched toll and other toll service.....		517311-22	12/03	65.529	66.228	66.881	67.412	66.656
Private line telephone service.....		517311-3	12/03	95.567	95.658	95.803	95.730	97.269
All-distance telephone service.....		517311-4	12/11	138.269	138.565	138.355	138.833	140.382
Residential all-distance telephone service.....		517311-401	12/11	141.117	141.214	141.519	141.879	141.997
Business all-distance telephone service.....		517311-402	12/11	135.791	136.262	135.602	136.182	138.955
Video programming distribution.....		517311-5	12/03	172.431	173.251	176.109	177.994	181.278
Video programming subscriber services.....		517311-501	06/93	244.441	245.683	250.015	252.909	257.951
Advertising services.....		517311-502	06/93	128.596	128.596	128.596	128.596	128.596
Internet access services.....		517311-6	06/04	60.013	59.673	59.637	60.178	60.465
Residential Internet access services.....		517311-601	12/11	88.012	88.349	88.627	89.539	89.975
Business Internet access services.....		517311-602	12/11	98.037	96.647	96.257	96.831	97.270
Bundled access services.....		517311-7	12/11	125.350	124.979	124.738	130.477	130.245
Other wired telecommunications services.....		517311-9	12/03	105.075	105.075	105.075	105.075	105.075
Wireless telecommunications carriers.....	517312		06/99	44.131	44.011	44.015	44.006	44.022
Primary services.....		517312-P	06/99	43.617	43.498	43.502	43.493	43.509
Wireless telecommunications services.....		517312-1	06/99	43.617	43.498	43.502	43.493	43.509
Data processing and related services.....	5182		12/03	113.034	113.040	113.067	113.087	113.206
Data processing and related services.....	51821		12/03	113.034	113.040	113.067	113.087	113.206
Data processing, hosting and related services.....	518210		12/00	116.678	116.684	116.713	116.733	116.856
Primary services.....		518210-P	12/00	109.967	109.975	110.013	110.036	110.175
Business process management services.....		518210-1	12/00	104.436	104.507	104.507	104.507	104.507
Data management, information transformation, and related services.....		518210-4	12/00	105.582	105.582	105.582	105.582	105.582
Hosting, ASP, and other IT infrastructure provisioning services.....		518210-5	12/06	110.261	110.248	110.317	110.359	110.609
Other receipts.....		518210-SM	12/00	138.116	138.116	138.116	138.116	138.116
Depository credit intermediation.....	5221		12/03	117.530	124.446	126.106	132.804	136.619
Commercial banking.....	52211		12/03	119.995	127.541	129.203	136.225	140.337
Commercial banking.....	522110		12/03	119.995	127.541	129.203	136.225	140.337

See footnotes at end of table.

Table 11. Producer price indexes for net output of selected industries and their products, not seasonally adjusted — Continued
 [February 2023]

Title ¹	Industry code	Product code	Index base	Unadjusted index ²				
				Oct. 2022	Nov. 2022 ^P	Dec. 2022 ^P	Jan. 2023 ^P	Feb. 2023 ^P
Commercial banking - Continued								
Primary services.....		522110-P	12/03	119.995	127.541	129.203	136.225	140.337
Loan services.....		522110-1	12/03	191.791	209.783	202.326	220.423	231.995
Residential real estate loans, except home equity.....		522110-101	12/03	99.092	101.323	88.752	88.326	90.333
Nonresidential real estate loans.....		522110-102	12/03	405.719	465.865	462.999	519.367	553.985
Home equity loans.....		522110-103	12/03	208.911	227.087	225.681	234.767	242.876
Commercial, industrial, and agricultural loans, except real estate.....		522110-105	12/03	182.017	204.555	200.266	223.404	236.701
New and used auto and truck loans.....		522110-106	12/03	91.699	102.941	85.002	91.276	91.948
Credit cards, overdraft credit, and related plans.....		522110-107	12/03	168.166	175.786	177.141	187.607	193.787
Other loan services.....		522110-108	12/03	109.859	110.825	108.602	113.143	116.319
Deposit services.....		522110-2	12/03	56.411	56.151	65.265	64.019	62.349
Demand deposits.....		522110-201	12/11	80.120	80.487	91.206	90.265	86.685
Time and other deposits.....		522110-202	12/11	127.335	125.817	149.203	145.312	143.117
Trust services.....		522110-3	12/03	99.958	94.593	94.659	94.708	98.012
Other banking services.....		522110-4	12/03	102.080	102.080	102.080	102.080	102.080
Savings institutions.....	52218		12/03	97.359	97.037	98.819	101.561	101.350
Savings institutions and other depository credit intermediation.....	522180		12/03	97.360	97.038	98.820	101.562	101.351
Primary services.....		522180-P	12/03	97.517	97.194	98.979	101.725	101.514
Loan services.....		522180-1	12/03	106.533	109.265	104.775	110.441	113.139
Residential real estate loans, except home equity.....		522180-101	12/03	85.163	84.933	80.701	81.875	82.526
Nonresidential real estate loans.....		522180-102	12/03	182.187	198.252	185.243	195.203	198.189
Home equity loans.....		522180-103	12/03	278.717	298.380	280.297	313.398	319.384
Commercial, industrial, and agricultural loans, except real estate.....		522180-105	12/03	212.499	220.666	232.912	251.082	264.894
New and used auto and truck loans.....		522180-106	12/03	83.281	86.911	85.054	90.385	92.736
Credit cards, overdraft credit, and related plans.....		522180-109	12/11	117.434	125.190	121.092	125.179	129.911
Other loan services.....		522180-111	12/03	92.407	91.099	90.390	95.493	96.079
Deposit services.....		522180-2	12/03	97.540	92.219	104.478	101.988	95.794
Demand deposits.....		522180-201	12/11	91.455	90.513	105.493	106.328	109.260
Time and other deposits.....		522180-202	12/11	134.187	125.358	140.924	136.485	125.170
Trusts and other banking services.....		522180-3	12/03	170.830	170.830	170.830	174.324	180.245
Security, commodity contracts and like activity.....	523		12/03	226.237	238.819	237.307	244.462	249.396
Securities and commodity contracts intermediation and brokerage.....	5231		06/00	172.234	191.229	189.353	194.721	203.799
Investment banking and securities intermediation.....	52315		12/22	-	-	100.000	102.835	107.629
Investment banking and securities intermediation.....	523150		12/22	-	-	100.000	102.835	107.629
Primary services.....		523150-P	12/22	-	-	100.000	102.835	107.629
Securities brokerage.....		523150-1	12/03	104.932	118.541	119.835	120.473	124.363
Brokerage services.....		523150-101	06/00	53.707	53.115	55.565	54.017	54.017
Brokerage services, equities and ETFs.....		523150-1011	06/00	45.262	44.459	47.800	44.479	44.479
Brokerage services, all other securities.....		523150-1012	06/00	74.403	74.373	74.452	74.497	74.497
Other securities related services including margin lending and mutual fund sales.....		523150-102	06/00	144.830	171.110	171.123	174.957	183.371
Investment banking and securities dealing.....		523150-2	12/03	366.637	403.044	394.233	412.068	435.443
Dealer transactions.....		523150-201	06/00	116.414	123.397	113.691	110.886	116.217
Dealer transactions, equity securities.....		523150-2011	06/05	130.634	139.675	123.989	121.361	131.906
Dealer transactions, debt securities and all other trading.....		523150-2012	06/00	130.612	135.900	135.141	131.203	130.911
Investment banking services.....		523150-202	06/00	257.047	253.340	249.858	250.557	255.800
Other securities dealing services.....		523150-203	12/03	1,368.956	1,823.642	1,829.900	2,072.719	2,253.995
Portfolio management and investment advice.....	52394		12/22	-	-	100.000	103.162	103.026
Portfolio management and investment advice.....	523940		12/22	-	-	100.000	103.162	103.026
Primary services.....		523940-P	12/22	-	-	100.000	103.162	103.026
Portfolio management.....		523940-1	06/02	295.118	298.809	295.972	308.906	307.162
Mutual fund and exchange traded fund management.....		523940-11	06/02	383.646	391.315	378.861	396.194	383.185
Management of equity funds.....		523940-1101	01/17	193.112	199.461	187.924	199.968	188.202
Management of bond funds.....		523940-1102	01/17	103.873	103.639	105.614	107.096	108.934
Management of other funds.....		523940-1103	01/17	99.720	99.922	100.066	100.672	103.070
Private portfolio management.....		523940-12	06/02	250.779	252.368	254.681	265.466	268.746
Management of equity private portfolios.....		523940-1201	01/17	118.964	120.796	123.018	130.633	133.261
Management of bond private portfolios.....		523940-1202	01/17	99.703	99.535	99.712	100.978	101.185
Management of other private portfolios.....		523940-1203	01/17	122.883	122.705	122.758	125.312	125.546
Investment advice.....		523940-2	06/02	206.249	218.644	227.101	217.605	223.559
Investment advisory services.....		523940-21	06/02	206.249	218.644	227.101	217.605	223.559
Insurance carriers and related activities.....	524		12/03	147.032	146.956	147.526	148.364	148.417
Insurance carriers.....	5241		12/03	147.655	147.576	148.162	149.018	149.072
Direct life/health/medical insurance carriers.....	52411		12/03	152.782	152.597	152.618	153.240	153.280
Direct life insurance carriers.....	524113		12/98	118.963	118.813	118.709	118.362	118.360

See footnotes at end of table.

Table 11. Producer price indexes for net output of selected industries and their products, not seasonally adjusted — Continued
 [February 2023]

Title ¹	Industry code	Product code	Index base	Unadjusted index ²				
				Oct. 2022	Nov. 2022 ^P	Dec. 2022 ^P	Jan. 2023 ^P	Feb. 2023 ^P
Direct life insurance carriers - Continued								
Primary services.....		524113-P	12/98	118.747	118.598	118.493	118.147	118.145
Life insurance policies.....		524113-1	12/98	113.349	113.476	113.354	112.952	112.952
Individual life insurance policies.....		524113-101	12/98	121.706	121.722	121.713	120.819	120.820
Term life insurance policies.....		524113-10101	12/98	112.815	112.755	112.720	106.491	106.492
Whole life insurance policies.....		524113-10102	12/98	130.159	130.227	130.227	130.224	130.225
Universal life insurance policies.....		524113-10103	12/98	118.352	118.358	118.360	118.631	118.633
Variable-universal and other individual life insurance policies.....		524113-10105	12/17	103.102	103.102	103.102	103.102	103.102
Group life insurance policies.....		524113-102	12/98	92.542	93.011	92.544	93.636	93.636
Annuities.....		524113-2	12/98	151.263	149.901	149.828	149.685	149.652
Variable deferred annuities.....		524113-201	12/98	186.743	186.743	186.743	187.070	187.070
Fixed-rate deferred annuities.....		524113-202	12/98	117.264	113.844	113.844	113.707	113.742
Immediate annuities.....		524113-203	12/98	131.391	130.554	129.716	127.270	126.774
Disability insurance policies.....		524113-3	06/06	102.704	102.704	102.704	102.695	102.695
Direct health and medical insurance carriers.....	524114		12/02	194.615	194.382	194.480	195.803	195.876
Primary services.....		524114-P	12/02	197.580	197.340	197.440	198.827	198.903
Medical service plans.....		524114-1	12/02	206.543	206.284	206.393	207.845	207.925
Comprehensive medical service plans.....		524114-101	12/02	210.289	209.982	210.110	212.630	212.798
Group managed care medical service plans.....		524114-10101	12/02	210.894	210.414	210.614	213.827	214.181
Group fee-for-service medical service plans.....		524114-10102	12/02	185.671	185.671	185.671	185.671	185.671
Individual comprehensive medical service plans.....		524114-10103	12/02	314.730	314.730	314.730	318.426	318.426
Non-comprehensive medical service plans.....		524114-103	06/07	128.673	128.678	128.682	129.063	129.070
Dental service plans.....		524114-10301	12/02	135.103	135.114	135.124	136.206	136.274
Supplemental Medicare service plans.....		524114-10302	12/02	163.264	163.264	163.264	164.333	164.333
Other medical service plans.....		524114-10303	12/02	169.239	169.239	169.239	169.239	169.239
Indemnity health insurance plans.....		524114-2	12/02	114.126	114.130	114.109	114.140	114.145
Other direct insurance carriers.....	52412		12/98	161.452	161.597	163.528	165.125	165.223
Direct property and casualty insurers.....	524126		06/98	161.571	161.715	163.648	165.246	165.344
Primary services.....		524126-P	06/98	161.708	161.853	163.787	165.387	165.485
Private passenger auto insurance.....		524126-1	06/98	193.956	194.189	197.735	201.728	201.813
Homeowner's insurance.....		524126-2	06/98	218.410	219.066	220.148	219.984	219.984
Commercial auto insurance.....		524126-3	06/98	127.832	128.096	128.300	127.888	128.255
Non-auto liability insurance.....		524126-4	06/98	124.219	124.219	124.341	124.758	124.758
Medical malpractice insurance.....		524126-402	06/98	111.901	111.901	111.901	113.849	113.849
Product and other non-auto liability insurance.....		524126-403	06/98	126.783	126.783	126.933	127.074	127.074
Commercial multiple peril insurance.....		524126-5	06/98	143.560	143.854	149.227	150.006	150.006
Worker's compensation insurance.....		524126-6	06/98	91.254	90.314	90.314	90.187	90.187
Other property and casualty insurance.....		524126-7	12/03	118.259	118.462	118.486	118.678	118.996
Insurance agencies and brokerages.....	52421		12/03	113.276	113.276	113.345	113.560	113.560
Insurance agencies and brokerages.....	524210		12/02	117.285	117.285	117.357	117.579	117.579
Primary services.....		524210-P	12/02	118.032	118.032	118.108	118.343	118.343
Sale of property and casualty insurance.....		524210-1	12/02	119.052	119.052	119.178	119.542	119.542
Sale of personal property and casualty insurance.....		524210-101	06/09	115.261	115.261	115.511	115.525	115.525
Sale of private passenger auto insurance.....		524210-10101	12/02	118.979	118.979	119.338	119.338	119.338
Sale of homeowner's insurance.....		524210-10102	12/02	124.271	124.271	124.271	124.304	124.304
Sale of other personal property and casualty insurance.....		524210-10103	06/09	101.469	101.469	101.699	101.767	101.767
Sale of commercial property and casualty insurance.....		524210-102	12/02	120.272	120.272	120.272	121.001	121.001
Sale of life insurance and annuities.....		524210-2	12/02	106.758	106.758	106.758	106.758	106.758
Sale of health and medical insurance.....		524210-3	12/02	133.188	133.188	133.188	133.188	133.188
Sale of other insurance.....		524210-4	12/02	103.209	103.209	103.209	103.209	103.209
Lessors of nonresidential buildings (except miniwarehouses).....	53112		12/03	137.642	136.793	138.537	141.483	135.307
Lessors of nonresidential buildings.....	531120		12/95	161.031	160.038	162.078	165.524	158.299
Primary services.....		531120-P	12/95	156.480	155.515	157.498	160.847	153.825
Leasing of shopping centers and retail stores.....		531120-1	12/95	144.715	140.805	146.478	154.780	137.753
Leasing of professional and office buildings.....		531120-2	12/95	170.668	171.181	170.018	172.818	174.951
Leasing of manufacturing and industrial buildings.....		531120-3	12/95	137.006	136.961	138.113	140.081	140.272
Leasing of other nonresidential buildings and facilities.....		531120-7	12/02	144.129	148.961	150.548	140.273	135.921
Lessors of miniwarehouse and self storage units.....	53113		12/03	194.053	194.552	194.370	195.031	194.414
Miniwarehouse and self-storage unit operators.....	531130		12/03	194.042	194.540	194.359	195.019	194.403
Primary services.....		531130-P	06/93	294.873	295.631	295.355	296.387	295.424
Miniwarehouse and self-storage unit operation.....		531130-1	06/93	294.873	295.631	295.355	296.387	295.424
Offices of real estate agents and brokers.....	5312		12/03	185.980	185.388	185.147	184.046	182.143
Offices of real estate agents and brokers.....	53121		12/03	185.981	185.388	185.147	184.047	182.143
Offices of real estate agents and brokers.....	531210		12/03	185.860	185.268	185.027	183.927	182.025

See footnotes at end of table.

Table 11. Producer price indexes for net output of selected industries and their products, not seasonally adjusted — Continued
 [February 2023]

Title ¹	Industry code	Product code	Index base	Unadjusted index ²				
				Oct. 2022	Nov. 2022 ^P	Dec. 2022 ^P	Jan. 2023 ^P	Feb. 2023 ^P
Offices of real estate agents and brokers - Continued								
Primary services.....		531210-P	12/03	185.883	185.290	185.050	183.950	182.047
Real estate brokerage, residential property sales and leases.....		531210-1	12/95	256.900	255.784	255.034	253.589	251.177
Real estate brokerage, nonresidential property sales and leases including land sales and leases.....		531210-6	12/06	145.370	145.684	146.587	145.547	143.548
Real estate brokerage, nonresidential property sales including land sales.....		531210-601	12/09	164.918	165.604	166.189	164.452	161.136
Real estate brokerage, nonresidential property leases including land leases.....		531210-602	12/09	128.949	128.928	130.126	130.158	130.174
Real estate property managers.....	53131		12/03	127.029	127.562	126.450	127.333	126.997
Residential property managers.....	531311		12/03	139.185	139.998	138.016	139.079	138.402
Primary services.....		531311-P	12/03	141.235	142.059	140.048	141.127	140.440
Residential property management services.....		531311-1	12/95	147.532	148.393	146.292	147.419	146.701
Nonresidential property managers.....	531312		12/03	107.262	107.309	107.718	108.339	108.460
Primary services.....		531312-P	12/03	107.262	107.309	107.718	108.339	108.460
Nonresidential property management services.....		531312-1	12/95	119.094	119.146	119.600	120.290	120.424
Offices of real estate appraisers.....	531320		12/03	117.875	116.692	116.765	117.921	115.796
Primary services.....		531320-P	12/03	119.715	118.514	118.587	119.761	117.603
Real estate appraisal services.....		531320-1	12/95	127.955	126.671	126.750	128.005	125.698
Automotive equipment rental and leasing.....	5321		06/01	162.585	154.713	151.848	147.978	149.384
Passenger car rental and leasing.....	53211		12/03	150.743	140.248	136.427	131.602	134.205
Passenger car rental.....	532111		12/91	221.256	205.853	200.244	193.161	196.983
Primary services.....		532111-P	12/91	220.124	204.799	199.220	192.173	195.974
Standard passenger car rental.....		532111-2	12/91	214.190	194.987	187.757	178.977	183.436
Passenger car rental for business travel.....		532111-211	12/98	97.479	91.999	92.584	89.679	91.339
Passenger car rental for leisure travel.....		532111-221	12/98	223.985	201.187	190.395	180.525	185.413
Replacement passenger car rental.....		532111-3	12/91	269.228	268.167	268.763	268.194	269.659
Truck, utility trailer and RV rental and leasing.....	53212		12/03	141.645	141.754	141.793	140.876	139.510
Truck, utility trailer, and RV rental and leasing.....	532120		06/91	162.600	162.724	162.757	161.706	160.139
Primary services.....		532120-P	06/91	159.017	159.121	159.634	158.431	156.691
Rental of trucks, truck trailers, RVs.....		532120-1	06/91	173.356	173.263	172.738	171.808	166.299
Leasing of trucks, truck trailers, and RVs.....		532120-4	06/91	142.444	142.661	143.770	142.482	142.910
Other receipts.....		532120-SM	06/91	178.750	179.005	175.818	176.201	176.310
Other heavy machinery rental and leasing.....	532412		12/03	134.993	135.451	135.558	135.684	135.702
Primary services.....		532412-P	12/03	118.868	118.937	119.109	119.082	119.118
Construction equipment rental and leasing.....		532412-1	12/03	127.868	127.973	128.240	128.198	128.254
Oilfield and well drilling equipment rental and leasing.....		532412-2	12/03	99.554	99.554	99.554	99.554	99.554
Other receipts.....		532412-SM	12/03	196.173	197.500	197.500	198.808	198.666
Legal services.....	5411		12/96	257.752	257.630	257.309	265.519	270.585
Offices of lawyers.....	54111		12/96	257.752	257.630	257.309	265.519	270.585
Offices of lawyers.....	541110		12/96	257.752	257.630	257.309	265.519	270.585
Primary services.....		541110-P	12/96	256.962	256.841	256.521	264.706	269.756
Labor and employment legal services.....		541110-A	12/14	121.851	121.393	121.606	123.094	124.509
Criminal legal services.....		541110-B	12/14	100.847	100.847	100.847	101.502	101.502
Other legal services.....		541110-C	12/14	119.060	119.060	119.060	121.054	121.054
Real estate legal services.....		541110-2	12/96	245.886	244.961	245.145	258.930	261.914
Civil negligence legal services.....		541110-3	12/96	195.684	196.391	197.044	205.453	206.899
Defendant representation.....		541110-301	12/96	252.443	252.647	252.596	259.822	262.385
Plaintiff representation.....		541110-302	12/96	132.645	133.696	134.861	143.313	143.765
Wills, estate planning, and probate.....		541110-6	12/96	234.820	234.820	234.820	245.708	245.708
Business and commercial legal services.....		541110-9	12/14	145.610	145.504	144.989	149.880	155.198
Tax legal services.....		541110-901	12/14	151.846	151.822	151.642	176.292	177.323
Intellectual property legal services.....		541110-902	12/14	140.352	140.863	140.863	145.229	149.431
Bankruptcy and other business and commercial legal services.....		541110-903	12/14	146.154	145.939	145.318	149.216	155.007
Offices of certified public accountants.....	541211		12/03	133.834	134.164	134.553	138.289	138.107
Primary services.....		541211-P	12/03	136.635	136.996	137.604	140.510	140.510
Other accounting services.....		541211-A	12/08	118.118	117.375	116.694	117.536	117.536
Financial auditing.....		541211-4	06/95	165.792	166.693	163.471	167.833	167.833
Tax preparation and planning.....		541211-5	06/95	177.206	178.000	183.482	187.109	187.109
Bookkeeping and compilation.....		541211-9	12/08	133.315	133.534	133.656	136.871	136.871
Other accounting services.....	541219		12/03	146.938	142.058	141.228	141.228	141.228
Primary services.....		541219-P	12/03	147.088	142.203	141.372	141.372	141.372
Other accounting services (non-CPA firms).....		541219-1	12/03	147.088	142.203	141.372	141.372	141.372
Architectural, engineering and related services.....	5413		12/96	184.275	184.876	184.748	186.999	187.831
Architectural services.....	54131		12/03	124.440	124.621	124.583	124.690	124.692

See footnotes at end of table.

Table 11. Producer price indexes for net output of selected industries and their products, not seasonally adjusted — Continued
[February 2023]

Title ¹	Industry code	Product code	Index base	Unadjusted index ²				
				Oct. 2022	Nov. 2022 ^p	Dec. 2022 ^p	Jan. 2023 ^p	Feb. 2023 ^p
Architectural services - Continued								
Architectural services.....	541310		12/96	150.262	150.480	150.434	150.563	150.566
Primary services.....		541310-P	12/96	153.412	153.660	153.608	153.755	153.758
Residential building projects.....		541310-1	12/96	175.490	175.490	175.776	175.776	175.754
Nonresidential building projects.....		541310-7	12/10	111.372	111.597	111.520	111.665	111.665
Commercial and industrial building projects.....		541310-71	09/19	102.781	102.839	102.839	102.839	102.839
Institutional building projects.....		541310-72	09/19	105.685	106.039	105.904	106.163	106.163
Other architectural services, incl. historic restoration & architectural consulting services.....		541310-8	12/10	142.849	142.849	142.494	142.494	142.638
Engineering services.....	54133		12/03	151.319	151.849	151.735	153.860	154.654
Engineering services.....	541330		12/96	191.028	191.696	191.553	194.238	195.240
Primary services.....		541330-P	12/96	192.569	193.294	193.134	196.106	197.216
Building related engineering projects.....		541330-1	12/96	172.546	173.374	173.377	175.534	175.579
Residential building engineering projects.....		541330-101	12/09	108.526	108.526	108.526	108.526	108.526
Commercial, public, and institutional building engineering projects.....		541330-102	12/09	128.617	130.985	130.993	132.430	132.539
Industrial and manufacturing plant and process engineering projects.....		541330-103	12/09	121.714	121.714	121.714	123.606	123.606
Non-building related engineering projects.....		541330-2	12/96	204.847	205.471	205.181	208.728	210.633
Transportation engineering projects.....		541330-201	12/09	131.601	132.143	131.335	133.889	134.054
Highway and roadway engineering projects.....		541330-20101	12/09	127.748	128.125	126.707	128.664	128.918
Other transportation engineering projects, including mass transit engineering projects.....		541330-20102	12/09	137.102	137.865	137.865	141.425	141.434
Municipal utility and power generation and distribution engineering projects.....		541330-202	12/09	136.927	137.475	137.446	142.768	143.672
All other non-building related engineering projects.....		541330-203	12/09	149.290	149.551	149.554	150.604	152.821
Other receipts.....		541330-SM	12/96	177.322	177.544	177.532	177.564	177.565
Management and technical consulting services.....	5416		06/06	126.497	126.443	127.977	128.461	127.573
Management consulting services.....	54161		06/06	126.498	126.443	127.977	128.461	127.573
Management consulting services.....	541610		06/06	126.504	126.449	127.983	128.857	127.634
Primary services.....		541610-P	06/06	126.631	126.577	128.112	129.330	127.809
Administrative and general management consulting services.....		541610-1	06/06	145.813	145.878	147.058	148.727	145.593
Marketing consulting services.....		541610-3	06/06	67.322	67.322	67.322	67.325	67.325
Process, physical distribution and logistics consulting services.....		541610-4	06/06	107.462	108.131	109.953	113.299	114.999
Human resources consulting services.....		541610-5	06/06	109.222	107.206	113.145	113.432	113.363
Advertising agencies.....	54181		12/03	123.031	123.114	123.140	123.282	123.527
Advertising agencies.....	541810		06/95	149.141	149.241	149.274	149.445	149.742
Primary services.....		541810-P	06/95	152.087	152.201	152.237	152.425	152.750
Advertising agency services.....		541810-4	09/21	108.524	108.605	108.631	108.765	108.997
Advertising creative services billed separately.....		541810-401	06/95	141.470	141.507	141.507	141.507	141.667
Advertising placement services, including bundled placement and creative services.....		541810-402	06/95	161.834	161.987	162.040	162.345	162.804
Other advertising services billed separately.....		541810-403	12/08	102.598	102.598	102.598	102.598	102.598
Other receipts.....		541810-SM	06/95	129.192	129.192	129.192	129.192	129.192
Employment services.....	5613		12/96	159.051	159.175	159.259	159.241	160.189
Employee leasing services.....	56133		12/03	130.394	130.583	130.629	130.689	130.947
Professional employer organizations.....	561330		12/03	130.394	130.583	130.629	130.689	130.947
Primary services.....		561330-P	06/94	168.650	168.895	168.955	169.034	169.368
Co-employment staffing.....		561330-1	06/94	168.650	168.895	168.955	169.034	169.368
Staffing services (except PEOs).....	56138		12/10	135.032	135.079	135.166	135.090	136.308
Staffing services (except PEOs).....	561380		12/10	135.021	135.069	135.156	135.079	136.297
Primary services.....		561380-P	12/10	135.838	135.886	136.001	135.923	137.151
Temporary help services.....		561380-1	06/94	177.777	178.005	178.137	177.953	179.751
Temporary help services, office and clerical.....		561380-101	06/94	182.277	182.778	183.354	184.024	183.787
Temporary help services, light and heavy industrial.....		561380-102	06/94	178.327	178.747	180.012	179.822	179.335
Temporary help services, technical and professional.....		561380-103	06/94	100.249	101.086	100.584	99.963	102.347
Temporary help services, medical.....		561380-104	06/94	219.057	212.579	212.477	212.473	216.131
Temporary help services, other.....		561380-105	06/94	181.902	183.657	184.145	185.329	187.418
Employment placement services.....		561380-2	12/03	142.707	141.725	142.169	142.088	141.527
Executive search services.....		561380-3	12/06	105.265	104.685	104.408	106.114	106.830
Travel agencies.....	56151		12/03	104.105	104.391	105.106	105.123	104.473
Travel agencies.....	561510		12/89	116.636	116.957	117.760	117.780	117.049
Primary services.....		561510-P	12/89	115.802	116.151	117.025	117.058	115.971
Flight bookings.....		561510-1	12/89	96.375	96.722	95.907	95.905	96.875
Domestic flight bookings.....		561510-111	12/89	93.771	93.821	93.161	93.242	93.258
International flight bookings.....		561510-112	12/89	71.961	72.399	71.707	71.659	72.912
Other travel agency services, except flight bookings.....		561510-2	12/89	165.397	165.853	168.258	168.337	164.727
Hotel and car rental bookings.....		561510-211	12/89	170.925	172.165	172.991	173.473	175.784

See footnotes at end of table.

Table 11. Producer price indexes for net output of selected industries and their products, not seasonally adjusted — Continued
 [February 2023]

Title ¹	Industry code	Product code	Index base	Unadjusted index ²				
				Oct. 2022	Nov. 2022 ^P	Dec. 2022 ^P	Jan. 2023 ^P	Feb. 2023 ^P
Travel agencies - Continued								
Hotel bookings.....		561510-2111	12/11	101.328	101.709	102.256	102.538	103.919
Car rental bookings.....		561510-2112	12/11	149.410	152.243	152.678	153.896	151.960
Cruise and tour bookings.....		561510-222	06/02	102.453	102.952	109.685	109.625	101.117
Cruise bookings.....		561510-2221	12/11	101.063	106.235	109.645	112.208	102.029
Packaged tour bookings.....		561510-2222	12/11	96.655	94.706	102.729	92.709	91.104
All other travel agency services.....		561510-233	06/02	126.570	126.570	126.121	126.121	126.121
Security guards and patrol services.....	561612		12/04	151.639	151.584	151.554	153.260	153.425
Primary services.....		561612-P	12/04	151.455	151.401	151.370	153.074	153.239
Security guard services.....		561612-1	12/04	151.455	151.401	151.370	153.074	153.239
Janitorial services.....	56172		12/03	134.607	134.939	135.234	136.316	136.388
Janitorial services.....	561720		12/94	159.231	159.623	159.973	161.252	161.338
Primary services.....		561720-P	12/94	160.136	160.549	160.917	162.258	162.348
Janitorial cleaning services.....		561720-5	12/94	160.136	160.549	160.917	162.258	162.348
Nonresidential cleaning services.....		561720-51	06/03	132.621	133.002	133.340	134.551	134.632
Residential cleaning services.....		561720-52	06/03	166.937	166.937	166.937	166.937	166.937
Waste collection.....	5621		12/03	171.255	171.487	171.639	173.951	177.509
Waste collection.....	56211		12/03	171.256	171.487	171.640	173.951	177.510
Solid waste collection.....	562111		12/03	171.277	171.509	171.662	173.971	177.527
Primary services.....		562111-P	06/93	235.388	235.713	236.251	239.922	245.453
Solid waste collection services.....		562111-2	06/93	235.388	235.713	236.251	239.922	245.453
Offices of physicians.....	6211		12/96	143.527	143.702	143.923	143.448	144.153
Offices of physicians.....	62111		12/96	143.527	143.702	143.923	143.448	144.153
Offices of physicians, except mental health.....	621111		12/93	154.675	154.864	155.101	154.589	155.350
Primary services.....		621111-P	12/93	155.419	155.520	155.767	155.240	156.023
One and two physician practices and single specialty group practices.....		621111-4	12/93	149.610	149.739	150.066	149.019	150.097
General/family practice.....		621111-411	12/93	163.352	163.437	163.437	163.674	164.228
Internal medicine.....		621111-412	12/99	135.695	135.726	135.726	132.527	132.527
General surgery and other surgical specialties.....		621111-413	12/99	117.675	118.113	118.373	117.655	117.655
Pediatrics.....		621111-414	12/93	245.400	245.400	245.400	245.400	257.702
Obstetrics/gynecology.....		621111-415	12/93	146.967	146.967	146.967	146.967	146.967
Other specialty.....		621111-419	12/99	128.356	128.356	129.336	129.004	129.004
Multispecialty group practice.....		621111-5	12/93	181.038	181.054	181.063	181.867	181.926
Offices of dentists.....	6212		06/10	127.830	127.830	127.830	128.879	132.780
Offices of dentists.....	62121		06/10	127.830	127.830	127.830	128.879	132.780
Offices of dentists.....	621210		06/10	127.833	127.833	127.833	128.882	132.783
Primary services.....		621210-P	06/10	128.006	128.006	128.006	129.024	132.961
Dental visits and consultations.....		621210-1	06/10	142.093	142.093	142.093	142.740	145.134
Private insurance patients: dental visits and consultations.....		621210-11	06/14	129.728	129.728	129.728	130.454	133.606
Medicare, Medicaid and all other patients: dental visits and consultations.....		621210-12	06/14	130.850	130.850	130.850	131.253	132.076
Dental surgical intervention services.....		621210-2	06/10	116.204	116.204	116.204	116.735	116.735
Private insurance patients: dental surgical intervention services.....		621210-21	06/14	113.470	113.470	113.470	114.063	114.063
Medicare, Medicaid and all other patients: dental surgical intervention services..		621210-22	06/14	110.352	110.352	110.352	110.759	110.759
Dental non-surgical intervention services.....		621210-3	06/10	122.710	122.710	122.710	124.117	130.246
Private insurance patients: dental non-surgical intervention services.....		621210-31	06/14	110.462	110.462	110.462	112.648	114.652
Medicare, Medicaid and all other patients: dental non-surgical intervention services.....		621210-32	06/14	120.270	120.270	120.270	120.384	131.224
Medical and diagnostic laboratories.....	6215		12/03	103.298	103.130	103.142	103.722	103.722
Medical and diagnostic laboratories.....	62151		12/03	103.298	103.130	103.142	103.722	103.722
Medical laboratories.....	621511		12/03	100.989	100.726	100.746	100.956	100.956
Primary services.....		621511-P	06/94	120.143	119.830	119.853	120.104	120.104
Medical laboratory services.....		621511-2	06/94	120.143	119.830	119.853	120.104	120.104
Medicare patients.....		621511-23	06/14	77.416	77.416	77.428	79.423	79.423
Medicaid patients.....		621511-24	06/14	95.960	95.960	95.960	95.971	95.971
Private insurance patients.....		621511-25	06/14	98.790	98.348	98.222	98.345	98.345
All other patients.....		621511-26	06/14	102.144	102.144	102.658	102.658	102.658
Diagnostic imaging centers.....	621512		12/03	106.156	106.156	106.156	107.455	107.455
Primary services.....		621512-P	06/94	111.388	111.388	111.388	112.751	112.751
Diagnostic imaging services.....		621512-4	06/94	111.388	111.388	111.388	112.751	112.751
Medicare and Medicaid patients.....		621512-41	06/14	91.573	91.573	91.573	90.923	90.923
Private insurance and all other patients.....		621512-42	06/14	102.690	102.690	102.690	104.575	104.575
Home health care services.....	6216		12/96	156.607	156.848	157.033	157.201	157.207
Home health care services.....	62161		12/96	156.607	156.848	157.033	157.201	157.207

See footnotes at end of table.

Table 11. Producer price indexes for net output of selected industries and their products, not seasonally adjusted — Continued
[February 2023]

Title ¹	Industry code	Product code	Index base	Unadjusted index ²				
				Oct. 2022	Nov. 2022 ^P	Dec. 2022 ^P	Jan. 2023 ^P	Feb. 2023 ^P
Home health care services - Continued								
Home health care services.....	621610		12/96	156.668	156.909	157.094	157.261	157.266
Primary services.....		621610-P	12/96	150.721	150.963	151.149	151.230	151.230
Medicare and Medicaid patients.....		621610-3	12/03	127.551	127.551	127.565	127.031	127.031
Medicare patients.....		621610-31	12/96	140.343	140.343	140.343	138.359	138.359
Medicaid patients.....		621610-32	12/03	136.035	136.035	136.065	136.593	136.593
Private insurance and all other patients.....		621610-4	12/03	147.040	148.173	148.981	150.858	150.858
Private insurance patients.....		621610-41	06/14	105.874	105.874	105.874	105.874	105.874
All other patients.....		621610-42	06/14	146.135	147.779	148.953	151.057	151.057
Other receipts.....		621610-SM	12/96	294.005	294.005	294.005	296.508	296.667
All other ambulatory health care services.....	62199		06/06	126.200	127.096	127.970	128.235	128.005
Blood and organ banks.....								
Blood and organ banks.....	621991		06/06	126.195	127.090	127.965	128.230	128.000
Primary services.....		621991-P	06/06	124.746	125.652	126.527	126.785	126.496
Human blood services.....		621991-1	06/06	113.828	113.603	114.296	114.969	114.647
Human red blood and whole blood services.....		621991-12	06/06	112.369	111.992	112.463	113.440	113.437
Human blood plasma services.....		621991-13	06/06	111.236	111.202	112.492	112.834	112.152
Human blood platelet and other blood services.....		621991-14	06/06	130.553	130.786	131.036	132.083	132.140
Human organ, bone, tissue, and other bank services.....		621991-2	06/06	170.462	176.390	178.060	176.887	176.693
Other receipts.....		621991-SM	06/06	146.548	146.390	146.768	147.263	150.108
Hospitals.....								
Hospitals.....	622		12/92	224.882	224.349	224.960	226.447	226.524
General medical and surgical hospitals.....								
General medical and surgical hospitals.....	6221		12/03	163.423	162.985	163.456	164.614	164.673
General medical and surgical hospitals.....	62211		12/03	163.396	162.959	163.429	164.587	164.646
General medical and surgical hospitals.....	622110		12/92	225.549	224.945	225.594	227.192	227.274
Primary services.....		622110-P	12/92	232.766	232.113	232.815	234.561	234.637
Certain infectious and parasitic diseases.....		622110-201	06/08	129.407	129.002	129.411	129.554	129.554
Neoplasms.....		622110-202	12/17	124.090	124.090	126.472	128.587	129.453
Diseases of the blood & blood-forming organs & certain disorders involving the immune mechanism.....		622110-203	12/17	122.945	122.945	124.043	128.994	124.826
Endocrine, nutritional and metabolic diseases.....		622110-204	12/17	109.967	107.166	107.166	107.925	107.925
Mental and behavioural disorders.....		622110-205	12/17	133.395	133.395	133.009	133.808	131.651
Diseases of the nervous system.....		622110-206	12/17	111.247	111.247	111.263	110.834	110.834
Diseases of the circulatory system.....		622110-209	06/08	132.110	132.494	132.695	133.064	133.082
Diseases of the respiratory system.....		622110-210	12/17	111.368	111.478	111.231	111.176	112.404
Diseases of the digestive system.....		622110-211	06/08	145.178	145.345	145.981	147.217	145.242
Diseases of the skin and subcutaneous tissue.....		622110-212	06/08	115.160	115.183	117.380	117.299	117.279
Diseases of the musculoskeletal system and connective tissue.....		622110-213	06/08	147.967	148.197	148.126	148.527	148.810
Diseases of the genitourinary system.....		622110-214	12/17	107.181	111.682	111.967	112.747	112.448
Pregnancy, childbirth and the puerperium.....		622110-215	06/08	167.327	167.845	169.740	170.560	170.090
Certain conditions originating in the perinatal period.....		622110-216	06/08	140.400	144.505	143.553	143.553	143.553
Symptoms, signs and abnormal clinical and laboratory findings, not elsewhere classified.....		622110-218	12/17	113.880	114.113	114.080	117.159	117.702
Injury, poisoning and certain other consequences of external causes.....		622110-219	12/17	108.474	107.820	108.532	110.034	110.489
Factors influencing health status and contact with health services.....		622110-221	12/17	119.967	116.069	115.465	116.211	116.418
Other diseases.....		622110-223	12/17	112.519	112.519	111.586	113.125	114.339
Psychiatric and substance abuse hospitals.....	6222		12/03	168.087	168.564	168.616	169.215	169.223
Psychiatric and substance abuse hospitals.....	62221		12/03	168.087	168.564	168.616	169.215	169.223
Psychiatric and substance abuse hospitals.....	622210		12/92	198.017	198.579	198.640	199.345	199.356
Primary services.....		622210-P	12/92	198.007	198.570	198.631	199.336	199.346
Psychiatric hospitals.....		622210-3	12/92	204.034	204.669	204.738	205.107	205.121
Medicare patients: psychiatric hospitals.....		622210-31	06/14	119.476	120.958	120.510	121.789	121.789
Medicaid patients: psychiatric hospitals.....		622210-32	06/14	151.041	152.280	152.660	152.660	152.660
Private insurance and all other patients: psychiatric hospitals.....		622210-33	06/14	128.792	128.792	128.792	128.969	128.982
Other specialty hospitals.....	6223		12/03	165.662	165.849	165.959	165.472	165.461
Other specialty hospitals.....	62231		12/03	165.662	165.849	165.959	165.472	165.461
Other specialty hospitals.....	622310		12/92	248.350	248.630	248.795	248.065	248.048
Primary services.....		622310-P	12/92	287.010	287.358	287.564	286.631	286.610
Specialty, except psychiatric and substance abuse, hospitals.....		622310-6	12/92	287.010	287.358	287.564	286.631	286.610
Medicare patients.....		622310-61	06/14	112.971	113.168	114.127	114.623	114.599
Medicaid patients.....		622310-62	06/14	108.381	108.880	109.865	108.313	108.313
Private insurance and all other patients.....		622310-63	06/14	111.988	112.041	111.569	110.897	110.897
Nursing care facilities.....	6231		12/03	171.062	171.536	171.705	172.850	172.970
Nursing care facilities.....	62311		12/03	171.061	171.536	171.704	172.850	172.970
Nursing care facilities.....	623110		12/94	259.523	260.243	260.499	262.237	262.419
Primary services.....		623110-P	12/94	260.691	261.438	261.705	263.543	263.736

See footnotes at end of table.

Table 11. Producer price indexes for net output of selected industries and their products, not seasonally adjusted — Continued
 [February 2023]

Title ¹	Industry code	Product code	Index base	Unadjusted index ²				
				Oct. 2022	Nov. 2022 ^P	Dec. 2022 ^P	Jan. 2023 ^P	Feb. 2023 ^P
Nursing care facilities - Continued								
Medicare and Medicaid patients.....		623110-1	12/94	249.550	250.240	250.171	252.703	252.311
Medicaid patients.....		623110-101	06/12	140.546	141.165	141.096	143.447	143.083
Medicare patients.....		623110-102	06/12	119.155	119.162	119.172	119.172	119.172
Private insurance and all other patients.....		623110-3	12/94	279.403	280.239	280.970	281.865	282.874
Private insurance patients.....		623110-301	06/14	106.720	106.720	106.720	106.720	106.720
All other patients.....		623110-302	06/14	130.312	130.771	131.172	131.679	132.250
Residential developmental disability homes.....	62321		12/03	209.463	209.381	209.187	213.807	213.807
Residential developmental disability homes.....	623210		12/03	209.456	209.374	209.179	213.800	213.800
Primary services.....		623210-P	12/03	211.212	211.127	210.923	216.237	216.237
Residential intellectual and developmental disability services.....		623210-1	12/03	211.212	211.127	210.923	216.237	216.237
Medicaid patients.....		623210-11	06/14	140.970	140.901	140.735	141.516	141.516
Non-Medicaid patients.....		623210-12	06/14	126.098	126.098	126.098	140.698	140.698
Amusement and theme parks.....	7131		06/06	205.841	208.720	211.057	211.367	214.019
Amusement and theme parks.....	71311		06/06	205.521	208.396	210.729	211.038	213.687
Amusement and theme parks.....	713110		06/06	205.513	208.387	210.720	211.030	213.679
Primary services.....		713110-P	06/06	201.486	204.614	207.120	207.560	210.395
Amusement and theme park admissions.....		713110-1	06/06	216.502	221.592	227.139	222.651	228.739
Amusement and theme park food and beverage sales.....		713110-2	06/06	195.727	195.727	192.203	205.493	205.493
Amusement and theme park merchandise sales, games, and other services.....		713110-3	06/06	154.553	155.400	154.635	153.083	135.657
Other receipts.....		713110-SM	06/06	249.556	249.728	250.215	247.905	246.438
Golf courses and country clubs.....	71391		12/05	148.357	150.184	151.565	159.363	159.722
Golf courses and country clubs.....	713910		12/05	148.358	150.185	151.567	159.365	159.724
Primary services.....		713910-P	12/05	148.335	150.367	151.920	159.725	160.097
Membership dues and fees.....		713910-1	12/05	158.571	158.674	158.864	171.207	171.207
Greens and guest fees.....		713910-2	12/05	122.282	129.953	135.580	137.604	139.008
Food and beverage sales.....		713910-3	12/05	165.196	165.412	165.408	171.286	171.286
Equipment rentals and all other golf services.....		713910-4	12/05	132.295	131.400	131.442	131.442	131.442
Fitness and recreational sports centers.....	71394		12/04	113.384	113.384	113.625	115.976	116.549
Fitness and recreational sports centers.....	713940		12/04	113.386	113.386	113.627	115.978	116.552
Primary services.....		713940-P	12/04	109.267	109.267	109.267	111.738	112.364
Fitness and recreational facility memberships.....		713940-1	12/04	99.250	99.250	99.250	101.350	102.161
Recreational facility admissions, classes, and other fitness center services.....		713940-2	12/04	143.265	143.265	143.265	146.995	146.995
Other receipts.....		713940-SM	12/04	130.417	130.417	131.593	132.462	132.462
Accommodation.....	721		12/96	193.019	189.629	189.907	188.030	191.060
Accommodation.....	7211		12/96	193.019	189.629	189.907	188.030	191.060
Hotels (exc casino hotels) and motels.....	72111		12/03	169.551	168.184	168.715	165.988	169.549
Hotels and motels, except casino hotels.....	721110		12/03	169.568	168.199	168.729	166.003	169.566
Primary services.....		721110-P	12/03	172.110	170.682	171.199	168.466	172.164
Guestroom rental.....		721110-1	12/03	176.737	174.800	175.462	171.459	176.151
Limited service hotels and motels guestroom rental.....		721110-101	06/93	199.586	193.213	191.536	182.081	202.085
Full service hotels and motels guestroom rental.....		721110-102	06/93	289.676	273.664	262.745	254.149	258.442
Luxury and resort hotels guestroom rental.....		721110-103	06/93	250.997	259.511	270.620	271.914	270.767
Hotel and motel food and beverage and related services.....		721110-2	12/03	153.070	153.750	153.914	153.947	154.084
Hotel and motel food and nonalcoholic beverage and related services.....		721110-201	12/03	149.317	150.134	150.264	150.304	150.468
Hotel and motel alcoholic beverage and related services.....		721110-202	12/03	172.711	172.711	173.046	173.046	173.046
Other hotel and motel services.....		721110-5	12/10	152.757	151.552	151.382	157.386	157.959
Other receipts.....		721110-SM1	12/10	164.571	167.341	170.054	164.507	161.313
Casino hotels.....	72112		12/03	134.532	128.673	128.245	129.314	129.444
Casino hotels.....	721120		12/03	134.512	128.653	128.225	129.294	129.423
Primary services.....		721120-P	12/03	136.113	130.142	129.705	130.610	130.971
Casino hotel guestroom rental.....		721120-1	06/01	162.829	146.082	142.465	138.854	138.767
Casino hotel food and beverage and related services.....		721120-2	12/03	208.553	208.840	207.945	208.498	209.057
Casino hotel food and nonalcoholic beverage and related services.....		721120-201	12/03	188.792	189.194	187.920	188.009	188.759
Casino hotel alcoholic beverage and related services.....		721120-202	12/03	265.073	265.089	265.089	266.988	266.988
Casino gaming receipts.....		721120-5	06/01	117.459	112.378	112.664	114.528	114.972
Other casino hotel services.....		721120-6	06/11	103.341	103.341	103.341	105.990	105.990
Other receipts.....		721120-SM1	06/11	129.072	129.449	129.698	148.148	125.557
Commercial machinery repair and maintenance.....	8113		06/06	179.239	179.394	179.406	179.416	179.418
Commercial machinery repair and maintenance.....	81131		06/06	179.260	179.415	179.426	179.436	179.439
Commercial machinery repair and maintenance.....	811310		06/06	179.193	179.348	179.359	179.370	179.372
Primary services.....		811310-P	06/06	162.461	162.667	162.667	162.667	162.667

See footnotes at end of table.

Table 11. Producer price indexes for net output of selected industries and their products, not seasonally adjusted — Continued
[February 2023]

Title ¹	Industry code	Product code	Index base	Unadjusted index ²				
				Oct. 2022	Nov. 2022 ^p	Dec. 2022 ^p	Jan. 2023 ^p	Feb. 2023 ^p
Commercial machinery repair and maintenance - Continued								
Maintenance and repair services for agricultural, construction, and mining machinery.....		811310-5	12/13	159.294	159.448	159.448	159.448	159.448
Maintenance and repair services for commercial and service industry machinery.....		811310-6	12/13	136.766	137.338	137.338	137.338	137.338
Maintenance and repair services for industrial machinery.....		811310-7	12/13	116.798	116.798	116.798	116.798	116.798
Maintenance and repair services for general purpose machinery.....		811310-8	12/13	136.509	136.509	136.509	136.509	136.509
Other receipts.....		811310-SM	06/06	221.041	221.041	221.085	221.457	221.553
Special indexes								
New nonresidential building construction by contractor type/region.....	236400		02/14	158.459	158.658	158.799	162.220	162.446
General contractors.....		236400-1	02/14	155.217	155.367	155.369	158.315	158.328
General contractors, Northeast.....		236400-11	02/14	145.612	145.481	144.990	146.218	146.341
General contractors, South.....		236400-12	02/14	158.900	158.900	158.900	163.130	163.130
General contractors, Midwest.....		236400-13	02/14	144.319	144.298	144.676	145.719	145.591
General contractors, West.....		236400-14	02/14	166.066	166.809	166.871	170.789	170.873
Plumbing, heating, and air conditioning contractors.....		236400-221	02/14	144.505	145.332	146.510	148.331	148.948
Plumbing, heating, and air conditioning contractors, Northeast.....		236400-2211	02/14	167.457	167.457	171.379	173.675	174.182
Plumbing, heating, and air conditioning contractors, South.....		236400-2212	02/14	140.790	140.790	140.930	143.005	143.783
Plumbing, heating, and air conditioning contractors, Midwest.....		236400-2213	02/14	137.897	138.471	138.485	139.471	140.012
Plumbing, heating, and air conditioning contractors, West.....		236400-2214	02/14	135.816	138.949	140.460	142.270	142.822
Electrical contractors.....		236400-222	02/14	172.193	172.121	171.763	188.841	189.321
Electrical contractors, Northeast.....		236400-2221	02/14	175.398	176.458	176.822	190.907	191.768
Electrical contractors, South.....		236400-2222	02/14	167.394	167.715	167.807	186.456	186.910
Electrical contractors, Midwest.....		236400-2223	02/14	166.734	166.131	164.004	179.414	179.751
Electrical contractors, West.....		236400-2224	02/14	181.133	180.050	180.052	198.563	198.920
Roofing contractors.....		236400-223	02/14	162.564	162.559	162.559	173.160	173.589
Roofing contractors, Northeast.....		236400-2231	02/14	144.337	144.306	144.306	154.081	154.081
Roofing contractors, South.....		236400-2232	02/14	-	183.903	183.903	198.630	-
Roofing contractors, Midwest.....		236400-2233	02/14	158.798	158.798	158.798	165.267	165.485
Roofing contractors, West.....		236400-2234	02/14	145.730	145.730	145.730	156.230	156.562
Poured concrete foundation and structure contractors.....		236400-224	02/14	169.491	169.687	169.753	168.231	168.325
Poured concrete foundation and structure contractors, Northeast.....		236400-2241	02/14	156.423	156.325	156.799	155.101	155.115
Poured concrete foundation and structure contractors, South.....		236400-2242	02/14	184.032	184.150	184.150	181.642	181.268
Poured concrete foundation and structure contractors, Midwest.....		236400-2243	02/14	162.544	163.186	163.186	161.363	162.302
Poured concrete foundation and structure contractors, West.....		236400-2244	02/14	163.328	163.328	163.328	163.342	163.342
New nonresidential building construction by region.....	236500		02/14	158.830	159.003	159.112	162.819	163.026
New nonresidential building construction, Northeast.....		236500-1	02/14	163.732	163.928	164.440	166.844	167.141
New nonresidential building construction, South.....		236500-2	02/14	156.072	156.147	156.184	160.816	161.103
New nonresidential building construction, Midwest.....		236500-3	02/14	152.852	152.884	152.657	154.988	155.044
New nonresidential building construction, West.....		236500-4	02/14	164.302	164.735	164.943	169.180	169.340
Nonresidential building maintenance & repair.....	2381MR		04/09	142.568	142.725	142.789	143.741	144.269
General medical and surgical hospitals by patient type.....	62211A							
Medicare patients.....		62211A-2	12/92	189.385	189.631	189.958	191.799	191.353
Medicaid patients.....		62211A-4	12/92	149.467	149.489	149.489	149.629	149.629
Private insurance and all other patients.....		62211A-6	12/92	294.863	294.160	295.616	297.813	298.557
Private insurance patients.....		62211A-61	06/14	128.479	127.987	128.682	129.510	129.769
All other patients.....		62211A-62	06/14	128.470	129.113	129.439	131.352	132.164
Premiums for property and casualty insurance ³	924126		06/98	160.091	160.197	161.753	163.072	163.134
Primary services.....		924126-P	06/98	160.245	160.352	161.909	163.229	163.291
Premiums for private passenger auto insurance.....		924126-1	06/98	190.511	190.700	193.664	197.103	197.202
Premiums for homeowner's insurance.....		924126-2	06/98	218.171	218.746	219.942	219.762	219.762
Premiums for commercial auto insurance.....		924126-3	06/98	120.051	120.136	120.127	119.954	120.027
Premiums for non-auto liability insurance.....		924126-4	06/98	123.034	123.034	123.034	123.254	123.254
Premiums for medical malpractice insurance.....		924126-402	06/98	118.270	118.270	118.270	118.994	118.994
Premiums for product and other non-auto liability insurance.....		924126-403	06/98	123.652	123.652	123.652	123.782	123.782
Premiums for commercial multiple peril insurance.....		924126-5	06/98	136.626	136.797	140.275	140.650	140.650
Premiums for worker's compensation insurance.....		924126-6	06/98	99.184	98.487	98.487	98.040	98.040
Premiums for other property and casualty insurance.....		924126-7	12/03	118.358	118.457	118.457	118.535	118.677

¹ Industry and product class indexes may include products not shown separately.

² All indexes are subject to revision for 4 months after their originally scheduled publication to incorporate late reports and corrections by survey respondents.

³ The special index for 924126, in which prices reflect premiums only, contrasts with the index shown elsewhere in this table for NAICS 524126, where prices reflect premiums plus the amount of investment income earned on the invested portion of the premium.

^p Preliminary

"-" Data not available.

n.e.c. = Not elsewhere classified.

NOTE: Titles of some industries and products are not shown in this table because they fail to meet our publication criteria.

Table 12. Producer price index percentage changes for the net output of selected industries and their products, not seasonally adjusted
[February 2023]

Title ¹	Industry code	Product code	Unadjusted 12-month percent change ²	Unadjusted 1-month percent change ²				
			Feb. 2022 to Feb. 2023 ^P	Sept. to Oct.	Oct. to Nov. ^P	Nov. to Dec. ^P	Dec. to Jan. ^P	Jan. to Feb. ^P
Logging.....	1133		-0.3	-0.5	0.2	-0.3	-0.7	-1.1
Logging.....	11331		-0.3	-0.5	0.2	-0.3	-0.7	-1.1
Logging.....	113310		-0.3	-0.5	0.2	-0.3	-0.7	-1.1
Primary products.....		113310-P	-0.3	-0.5	0.2	-0.3	-0.7	-1.1
Secondary products and miscellaneous receipts.....		113310-SM						
Mining								
Total mining industries.....			-14.2	-12.3	-3.6	2.3	-6.4	-5.5
Oil and gas extraction.....	211		-27.5	-19.6	-6.7	5.6	-11.1	-9.1
Oil and gas extraction.....	2111		-27.5	-19.6	-6.7	5.6	-11.1	-9.1
Crude petroleum and natural gas extraction.....	211111		-27.1	-18.7	-7.5	4.5	-14.4	-5.1
Primary products.....		211111-P	-27.1	-18.7	-7.5	4.5	-14.4	-5.1
Crude petroleum.....		211111-1	-13.6	2.4	-2.5	-12.8	-1.3	7.3
Natural gas (from the wellhead).....		211111-3	-57.8	-35.4	-13.7	29.0	-35.0	-34.7
Natural gas liquids extraction.....	211112		-30.0	-25.1	-1.8	11.9	8.1	-27.2
Primary products.....		211112-P	-30.0	-25.1	-1.8	11.9	8.1	-27.2
Natural gas liquids.....		211112-1	-36.8	-13.4	1.0	-14.5	-2.4	1.9
Isopentane and natural gasoline.....		211112-11	-23.1	5.6	-5.2	-6.9	14.9	-3.8
Propane.....		211112-12	-43.1	-14.5	-1.6	-22.3	18.7	3.3
Butane.....		211112-13	-22.1	-7.8	1.2	-7.6	19.8	14.2
Plant condensate, ethane, gas mixtures, and other natural gas liquids.....		211112-14	-38.3	-18.2	3.7	-15.2	-14.7	0.2
Residue gas shipped from natural gas liquids plants.....		211112-3	-41.3	-34.4	-4.8	41.5	23.5	-61.0
Mining (except oil & gas).....	212		13.6	-0.5	0.7	-3.5	4.0	0.0
Coal mining.....	2121		25.9	0.3	-1.7	-8.2	0.2	1.8
Coal mining.....	21211		25.9	0.3	-1.7	-8.2	0.2	1.8
Coal mining.....	212110		-	-	-	-	0.2	1.8
Primary products.....		212110-P	-	-	-	-	0.2	1.8
Coal, utility sold.....		212110-1	-	-	-	-	0.3	1.1
Bituminous coal and lignite surface mining (utility sold).....		212110-11	8.1	1.3	0.4	-2.6	-1.2	1.2
Raw bituminous and lignite from surface mining operations (utility sold).....		212110-111	39.4	0.3	-0.2	-0.3	2.6	1.2
Processed bituminous coal and lignite surface operations (utility sold).....		212110-113	1.0	1.5	0.6	-3.3	-2.3	1.2
Bituminous coal underground mining (utility sold).....		212110-12	41.6	-0.3	-3.1	-11.7	1.1	1.0
Raw bituminous coal shipped from underground mining operations (utility sold).....		212110-121	-	-	-	-	2.3	-2.4
Processed bituminous coal shipped from underground mines (utility sold).....		212110-123	42.1	-0.3	-3.1	-11.7	1.0	1.5
Coal exports.....		212110-4	-	-	-	-	-0.5	9.2
Coal non-utility sold (including anthracite).....		212110-5	31.3	1.2	0.0	0.0	0.0	-2.8
Metal ore mining.....	2122		-0.6	-2.4	5.3	-0.2	5.7	-1.2
Iron ore mining.....	21221		13.7	0.4	1.5	-0.1	0.9	0.0
Iron ore mining.....	212210		13.7	0.4	1.5	-0.1	0.9	0.0
Primary products.....		212210-P	13.7	0.4	1.5	-0.1	0.9	0.0
Iron ore (including crude, concentrates, agglomerates and pellets).....		212210-0	13.7	0.4	1.5	-0.1	0.9	0.0
Copper, nickel, lead & zinc mining.....	21223		-1.9	1.4	12.2	-4.4	7.1	0.9
Copper, nickel, lead and zinc mining.....	212230		-1.9	1.4	12.2	-4.4	7.1	0.9
Primary products.....		212230-P	-2.7	1.2	12.8	-6.7	7.8	1.0
Secondary products and miscellaneous receipts.....		212230-SM						
Other metal ore mining.....	21229		-	-8.9	-	-	-	-
Other metal ore mining.....	212290		-	-8.9	-	-	-	-
Primary products.....		212290-P	-	-9.1	-	-	-	-
Other metal ores, including uranium.....		212290-1	-	-9.1	-	-	-	-
Secondary products and miscellaneous receipts.....		212290-SM2						
Nonmetallic mineral mining & quarrying.....	2123		13.8	0.2	-0.2	0.1	5.3	0.0
Stone mining & quarrying.....	21231		14.0	-0.1	-0.2	0.4	6.0	0.7
Dimension stone mining and quarrying.....	212311		16.1	0.0	0.0	0.0	10.1	2.0
Primary products.....		212311-P	17.2	0.0	0.0	0.0	10.5	2.0
Dimension stone.....		212311-0	17.2	0.0	0.0	0.0	10.5	2.0
Secondary products and miscellaneous receipts.....		212311-SM						
Crushed and broken limestone mining.....	212312		14.6	-0.1	0.1	0.5	5.4	0.9

See footnotes at end of table.

Table 12. Producer price index percentage changes for the net output of selected industries and their products, not seasonally adjusted — Continued
 [February 2023]

Title ¹	Industry code	Product code	Unadjusted 12-month percent change ²	Unadjusted 1-month percent change ²				
				Feb. 2022 to Feb. 2023 ^P	Sept. to Oct.	Oct. to Nov. ^P	Nov. to Dec. ^P	Dec. to Jan. ^P
Crushed and broken limestone mining - Continued								
Primary products.....		212312-P	13.8	-0.1	0.1	0.5	5.1	0.9
Crushed and broken limestone.....		212312-0	13.8	-0.1	0.1	0.5	5.1	0.9
Secondary products and miscellaneous receipts.....		212312-SM						
Crushed and broken granite mining.....								
Primary products.....	212313	212313-P	17.1	1.1	-1.7	0.6	10.1	0.0
Crushed and broken granite.....		212313-0	17.0	1.1	-1.8	0.6	10.1	0.0
Secondary products and miscellaneous receipts.....		212313-SM						
Other crushed and broken stone mining.....								
Primary products.....	212319	212319-P	7.8	-1.6	0.1	0.0	3.9	0.0
Bituminous limestone and sandstone, and other crushed and broken stone.....		212319-0	8.2	-1.7	0.1	0.1	4.1	0.0
Secondary products and miscellaneous receipts.....		212319-SM						
Sand/gravel/clay/refractory minerals mining.....								
Primary products.....	212322		15.0	0.2	-0.1	-0.1	4.5	0.6
Construction sand and gravel mining.....								
Primary products.....	212321	212321-P	12.7	0.2	-0.1	-0.2	3.7	0.3
Construction sand and gravel (run of pit/bank, washed, screened, etc).....		212321-0	12.7	0.3	0.0	-0.2	3.7	0.4
Construction sand and gravel, Midwest.....		212321-02	14.4	0.2	0.0	-0.4	5.3	0.0
Construction sand and gravel, West.....		212321-04	9.5	0.4	0.0	-0.1	1.9	0.7
Secondary products and miscellaneous receipts.....		212321-SM						
Miscellaneous receipts.....		212321-M	5.4	0.0	0.0	0.0	3.6	0.0
Kaolin, clay, and ceramic and refractory minerals mining.....								
Primary products.....	212323	212323-P	—	—	—	—	7.5	1.7
Kaolin and ball clay.....		212323-1	17.9	0.0	0.0	0.0	13.6	0.0
Bentonite.....		212323-2	13.8	0.9	0.0	0.0	2.0	0.0
Secondary products and miscellaneous receipts.....		212323-SM						
Other nonmetallic mineral mining & quarrying.....								
Primary products.....	212399		11.0	1.0	-0.2	-0.3	4.7	-3.0
Other nonmetallic mineral mining and quarrying.....								
Primary products.....	212390	212390-P	—	—	—	—	4.7	-3.0
Rock salt.....		212390-5	2.5	4.5	0.1	0.0	0.1	0.0
All other nonmetallic minerals, including gypsum.....		212390-9	9.8	-0.4	-0.8	-0.4	4.0	0.0
Secondary and miscellaneous.....		212390-SM						
Mining support activities.....								
Mining support activities.....	213		10.1	0.2	0.4	0.1	0.6	0.8
Mining support activities.....	2131		10.1	0.2	0.4	0.1	0.6	0.8
Mining support activities.....	21311		10.1	0.2	0.4	0.1	0.6	0.8
Drilling oil and gas wells.....								
Primary services.....	213111	213111-P	13.0	0.3	0.8	1.1	0.4	0.0
Oil and gas well directional drilling control.....		213111-03	13.0	0.3	0.8	1.1	0.4	0.0
Drilling oil and gas wells, including drilling in, spudding in or tailing in.....		213111-04	16.5	2.9	0.3	7.5	0.0	0.0
Reworking oil and gas wells.....		213111-05	14.2	0.0	0.8	0.4	0.5	0.0
Secondary products and miscellaneous receipts.....			3.5	0.0	1.1	0.0	0.0	0.0
Support activities for oil and gas operations.....								
Primary services.....	213112	213112-P	8.9	0.2	0.3	-0.1	0.7	1.1
Oil and gas field support services.....		213112-0	8.9	0.2	0.3	0.1	0.7	1.1
Secondary products and miscellaneous receipts.....		213112-SM						
Support activities for coal mining.....								
Primary services.....	213113	213113-P	3.1	0.0	1.6	-0.4	0.9	0.0
Coal mining services.....		213113-0	3.1	0.0	1.6	-0.4	0.9	0.0
Support activities for metal mining.....								
Primary services.....	213114	213114-P	23.0	0.0	0.0	-2.3	0.0	0.0
Metal mining services.....		213114-0	23.0	0.0	0.0	-2.3	0.0	0.0
Utilities.....								
Electric power generation, transmission, and distribution.....	221		10.2	-12.4	-4.6	17.1	-2.6	-10.1
Electric power generation.....	2211		10.0	-14.2	-5.2	20.8	-4.9	-11.0
Electric power generation.....	22111		19.1	-27.6	-6.6	60.7	-14.9	-24.4
Electric power generation.....	221110		19.1	-27.6	-6.6	60.7	-14.9	-24.4
Primary products.....		221110-P	21.3	-28.1	-6.6	63.0	-15.0	-24.7
Utilities.....		221110-4	77.2	-26.1	-6.6	36.9	27.5	-7.5
Non-utilities.....		221110-5	-9.7	-30.2	-6.7	92.7	-35.9	-41.4
Secondary products and miscellaneous receipts.....		221110-SM						
Electric power transmission, control, and distribution.....	22112		5.3	-6.3	-4.5	3.0	1.7	-3.6

See footnotes at end of table.

Table 12. Producer price index percentage changes for the net output of selected industries and their products, not seasonally adjusted — Continued
 [February 2023]

Title ¹	Industry code	Product code	Unadjusted 12-month percent change ²	Unadjusted 1-month percent change ²				
				Feb. 2022 to Feb. 2023 ^P	Sept. to Oct.	Oct. to Nov. ^P	Nov. to Dec. ^P	Dec. to Jan. ^P
Electric power transmission, control, and distribution - Continued								
Electric bulk power transmission and control.....	221121		3.2	-0.6	0.3	-0.5	0.5	0.3
Primary products.....		221121-P	3.2	-0.6	0.3	-0.5	0.5	0.3
Electric bulk power transmission and control.....		221121-3	3.2	-0.6	0.3	-0.5	0.5	0.3
Electric power distribution.....	221122		5.4	-6.6	-4.7	3.1	1.8	-3.8
Primary products.....		221122-P	12.5	-3.8	-2.8	0.9	5.0	-0.9
Residential electric power.....		221122-41	12.6	-1.5	-1.5	0.4	3.4	0.4
New England residential electric power.....		221122-411	29.3	7.9	0.0	1.1	14.2	0.0
Middle Atlantic residential electric power.....		221122-412	17.5	1.9	-3.3	2.0	0.7	0.2
East North Central residential electric power.....		221122-413	8.3	-7.5	0.3	2.5	4.7	0.0
West North Central residential electric power.....		221122-414	5.1	-5.8	-5.0	-4.0	0.6	-0.8
South Atlantic residential electric power.....		221122-415	8.7	-1.9	-1.1	0.7	2.0	1.2
East South Central residential electric power.....		221122-416	16.2	-2.0	-0.9	1.0	4.0	3.0
West South Central residential electric power.....		221122-417	14.5	-2.3	-2.2	-1.4	1.4	-0.4
Mountain residential electric power.....		221122-418	5.8	0.5	-2.9	0.0	1.7	0.0
Pacific residential electric power.....		221122-419	14.2	0.1	0.0	0.0	5.5	0.0
Commercial electric power.....		221122-42	14.3	-5.2	-3.9	0.9	5.2	-0.9
New England commercial electric power.....		221122-421	25.2	1.2	0.0	1.2	12.5	0.0
Middle Atlantic commercial electric power.....		221122-422	15.8	-6.9	-6.3	4.8	4.0	-4.5
East North Central commercial electric power.....		221122-423	6.0	-8.9	-0.4	2.3	7.4	-3.0
West North Central commercial electric power.....		221122-424	4.2	-2.6	-5.1	-5.4	1.7	-1.2
South Atlantic commercial electric power.....		221122-425	9.1	-0.5	-0.1	0.7	3.3	0.6
East South Central commercial electric power.....		221122-426	12.5	-6.7	-2.3	2.6	2.8	2.7
West South Central commercial electric power.....		221122-427	20.8	-3.1	-4.1	-2.7	3.3	-0.3
Mountain commercial electric power.....		221122-428	10.1	0.5	-2.0	0.0	2.6	0.0
Pacific commercial electric power.....		221122-429	21.3	-10.4	-8.9	0.0	8.7	0.0
Industrial electric power.....		221122-43	9.0	-6.3	-3.9	2.2	9.2	-4.1
New England industrial electric power.....		221122-431	17.7	6.6	15.0	31.5	-7.9	-1.7
Middle Atlantic industrial electric power.....		221122-432	0.7	-1.2	-4.5	-4.8	4.2	-0.7
East North Central industrial electric power.....		221122-433	-11.7	-13.4	0.3	1.0	9.2	-2.8
West North Central industrial electric power.....		221122-434	2.0	-5.8	-7.2	0.0	3.0	-5.4
South Atlantic industrial electric power.....		221122-435	9.0	0.7	-0.4	0.2	1.6	0.5
East South Central industrial electric power.....		221122-436	21.1	-11.1	-1.9	2.2	2.9	8.4
West South Central industrial electric power.....		221122-437	19.1	-1.1	0.6	-2.2	2.1	-0.6
Mountain industrial electric power.....		221122-438	18.6	-6.2	-22.5	3.4	59.4	-27.6
Pacific industrial electric power.....		221122-439	20.5	-11.9	-9.9	0.0	9.1	-0.1
Transportation electric power.....		221122-45	-2.2	-5.2	-0.5	0.3	5.7	0.0
Secondary products and miscellaneous receipts.....		221122-SM						
Miscellaneous receipts.....		221122-M	0.1	0.0	-0.4	-1.2	1.5	0.0
Natural gas distribution.....	2212		10.0	-3.9	-2.2	2.3	7.3	-6.8
Natural gas distribution.....	22121		10.0	-3.9	-2.2	2.3	7.3	-6.8
Natural gas distribution.....	221210		10.0	-3.9	-2.2	2.3	7.3	-6.8
Primary products.....		221210-P	10.1	-4.1	-2.4	3.7	7.6	-7.1
Natural gas to ultimate consumers.....		221210-11	10.2	-4.7	-2.8	3.8	7.8	-8.1
Residential natural gas.....		221210-112	15.5	-1.8	-1.5	2.3	11.6	-10.5
New England residential natural gas.....		221210-1121	15.9	1.9	9.0	-1.1	-0.4	-1.9
Middle Atlantic residential natural gas.....		221210-1122	13.7	2.7	-0.1	0.9	4.2	-0.5
East North Central residential natural gas.....		221210-1123	8.7	-2.4	-3.1	0.0	-2.0	-5.5
West North Central residential natural gas.....		221210-1124	13.8	-9.2	-4.6	12.1	0.7	-4.8
South Atlantic residential natural gas.....		221210-1125	11.1	-2.0	-5.7	-1.1	3.0	-5.4
East South Central residential natural gas.....		221210-1126	-8.8	2.3	-6.3	-5.4	-0.7	-0.9
West South Central residential natural gas.....		221210-1127	9.5	-3.1	-2.6	1.7	0.4	-3.2
Mountain residential natural gas.....		221210-1128	34.2	3.3	-0.2	-0.1	4.5	0.5
Pacific residential natural gas.....		221210-1129	30.0	-6.6	1.2	10.6	66.4	-34.9
Commercial natural gas.....		221210-113	19.5	-3.7	-1.8	3.7	13.3	-12.9
New England commercial natural gas.....		221210-1131	16.6	2.1	9.7	-2.3	-0.1	-5.0
Middle Atlantic commercial natural gas.....		221210-1132	9.6	-5.3	-0.5	3.3	-1.3	-0.8
East North Central commercial natural gas.....		221210-1133	11.8	-2.3	-2.1	-0.7	-3.1	-5.9
West North Central commercial natural gas.....		221210-1134	20.0	-12.4	-5.5	14.3	-1.0	-3.7
South Atlantic commercial natural gas.....		221210-1135	13.4	-1.4	-9.1	1.2	3.9	-4.7
East South Central commercial natural gas.....		221210-1136	6.2	-3.7	-8.1	-3.4	-3.8	-1.3
West South Central commercial natural gas.....		221210-1137	11.7	-0.7	-6.5	0.6	1.1	-2.6
Mountain commercial natural gas.....		221210-1138	53.2	4.9	-0.2	-0.1	4.9	0.1
Pacific commercial natural gas.....		221210-1139	44.6	-10.3	5.8	17.2	91.6	-41.5

See footnotes at end of table.

Table 12. Producer price index percentage changes for the net output of selected industries and their products, not seasonally adjusted — Continued
 [February 2023]

Title ¹	Industry code	Product code	Unadjusted 12-month percent change ²	Unadjusted 1-month percent change ²				
			Feb. 2022 to Feb. 2023 ^P	Sept. to Oct.	Oct. to Nov. ^P	Nov. to Dec. ^P	Dec. to Jan. ^P	Jan. to Feb. ^P
Natural gas distribution - Continued								
Industrial natural gas.....		221210-114	10.2	-6.8	-3.8	5.2	3.7	-9.4
New England industrial natural gas.....		221210-1141	20.0	3.0	9.0	-2.7	0.1	-5.5
Middle Atlantic industrial natural gas.....		221210-1142	13.0	17.8	-1.2	3.3	-8.8	-4.7
East North Central industrial natural gas.....		221210-1143	0.0	-11.8	-1.4	6.7	-3.2	-10.8
West North Central industrial natural gas.....		221210-1144	31.6	-4.5	-4.4	15.6	1.3	-3.8
South Atlantic industrial natural gas.....		221210-1145	8.8	-3.6	-4.1	0.9	3.5	-8.4
East South Central industrial natural gas.....		221210-1146	8.5	1.8	-5.8	-1.5	-8.9	-2.9
West South Central industrial natural gas.....		221210-1147	-7.5	-12.8	-12.6	4.6	1.8	-14.0
Mountain industrial natural gas.....		221210-1148	24.2	0.8	0.5	0.0	6.1	0.9
Pacific industrial natural gas.....		221210-1149	48.1	-6.5	12.1	7.9	29.4	-9.5
To electric power.....		221210-115	1.5	-7.9	-4.6	5.4	1.1	-2.1
Delivered to ultimate consumers for the account of others (transportation only)....		221210-12	9.9	-0.1	0.0	2.9	6.5	-0.4
Industrial consumer.....		221210-122	7.7	0.4	-0.2	0.6	4.1	-0.7
Other consumers.....		221210-123	11.2	-0.5	0.2	4.3	8.0	-0.2
Secondary products and miscellaneous receipts.....		221210-SM						
Miscellaneous receipts.....		221210-M	1.6	-1.1	0.4	0.5	0.0	-0.2
Construction industries								
New industrial building construction.....	236211		17.4	2.8	0.2	-0.1	1.1	0.2
Primary products.....		236211-P	17.4	2.8	0.2	-0.1	1.1	0.2
New warehouse building construction.....	236221		12.8	2.0	0.3	-0.2	0.0	-0.4
Primary products.....		236221-P	12.8	2.0	0.3	-0.2	0.0	-0.4
New school building construction.....	236222		16.2	3.3	0.0	-0.1	1.4	0.0
Primary products.....		236222-P	16.2	3.3	0.0	-0.1	1.4	0.0
New office building construction.....	236223		18.8	2.2	0.1	0.4	3.8	0.2
Primary products.....		236223-P	18.8	2.2	0.1	0.4	3.8	0.2
New health care building construction.....	236224		18.1	3.3	0.1	0.1	1.8	0.3
Primary products.....		236224-P	18.1	3.3	0.1	0.1	1.8	0.3
Concrete contractors, nonresidential building work.....	23811X		8.3	1.0	0.2	0.2	-0.7	0.2
Primary products.....		23811X-P	8.3	1.0	0.2	0.2	-0.7	0.2
Roofing contractors, nonresidential building work.....	23816X		22.2	1.8	0.5	0.2	5.0	0.5
Primary products.....		23816X-P	22.2	1.8	0.5	0.2	5.0	0.5
Electrical contractors, nonresidential building work.....	23821X		20.0	1.1	0.0	-0.1	8.0	0.3
Primary products.....		23821X-P	20.0	1.1	0.0	-0.1	8.0	0.3
Plumbing, heating and air-conditioning contractors, nonresidential building work.....	23822X		12.3	3.4	0.2	0.3	0.8	0.2
Primary products.....		23822X-P	12.3	3.4	0.2	0.3	0.8	0.2
Manufacturing								
Total manufacturing industries.....			5.2	0.8	-0.4	-3.1	1.7	0.1
Food mfg.....	311		5.7	-0.7	0.8	-0.7	0.3	-1.0
Animal food mfg.....	3111		9.0	-1.0	0.2	-0.2	0.3	0.1
Animal food mfg.....	31111		9.0	-1.0	0.2	-0.2	0.3	0.1
Dog and cat food manufacturing.....	311111		10.5	0.0	1.4	0.0	0.2	0.0
Primary products.....		311111-P	12.0	0.0	1.6	0.0	0.2	0.0
Dog food.....		311111-1	12.7	0.0	1.3	0.1	0.2	0.1
Canned dog food.....		311111-11	21.5	0.0	0.1	0.0	0.0	0.1
Dry and semi moist dog food.....		311111-14	9.3	0.1	1.8	0.1	0.2	0.1
Cat food.....		311111-4	10.2	0.0	2.4	0.0	0.1	0.0
Canned cat food.....		311111-44	10.3	0.0	0.0	0.0	0.0	0.0
Dry and semi moist cat food.....		311111-45	9.8	0.0	6.7	0.0	0.1	0.0
Secondary products and miscellaneous receipts.....		311111-SM						
Miscellaneous receipts.....		311111-M1	0.2	0.0	0.2	0.0	0.0	0.0
Other animal food manufacturing.....	311119		7.9	-1.7	-0.5	-0.4	0.4	0.2
Primary products.....		311119-P	7.7	-1.7	-0.4	-0.4	0.3	0.2
Complete swine feed, supplements, concentrates, and premixes.....		311119-B	-15.8	-2.8	-1.1	-3.4	0.5	0.5
Complete beef cattle feed, supplements, concentrates, and premixes.....		311119-H	8.6	0.4	0.0	-2.8	0.6	0.4
Poultry, exc. chicken and turkey, and livestock, exc. cattle and swine, feed.....		311119-N	8.6	0.2	0.2	0.2	-0.6	-0.2
Pet (excluding dog and cat), laboratory, and fur animal feed.....		311119-R	12.9	0.1	-0.4	0.5	0.2	1.2
Chicken and turkey feed, supplements, concentrates, and premixes.....		311119-1	10.7	-3.2	-0.8	-0.4	0.3	0.9
Complete dairy cattle feed, supplements, concentrates, and premixes.....		311119-5	15.4	-1.0	0.2	1.9	0.6	-1.4

See footnotes at end of table.

Table 12. Producer price index percentage changes for the net output of selected industries and their products, not seasonally adjusted — Continued
[February 2023]

Title ¹	Industry code	Product code	Unadjusted 12-month percent change ²	Unadjusted 1-month percent change ²				
			Feb. 2022 to Feb. 2023 ^P	Sept. to Oct.	Oct. to Nov. ^P	Nov. to Dec. ^P	Dec. to Jan. ^P	Jan. to Feb. ^P
Other animal food manufacturing - Continued								
Other prepared animal feeds, including feeding materials and adjuncts.....		311119-9	11.4	-0.8	0.0	-0.9	0.1	0.7
Secondary products and miscellaneous receipts.....		311119-SM						
Miscellaneous receipts.....		311119-M	8.8	-1.3	-3.1	-0.5	1.3	-1.4
Secondary products.....		311119-S	9.3	0.1	-0.1	0.4	2.3	0.0
Grain & oilseed milling.....	3112		8.8	-1.6	0.8	-1.3	0.3	-0.2
Flour milling & malt mfg.....	31121		11.9	2.4	0.5	-0.9	0.3	0.3
Flour milling.....	311211		8.7	2.9	0.5	-1.8	-0.7	-0.4
Primary products.....		311211-P	9.4	3.2	0.6	-1.6	-0.7	-0.4
Prepared flour mixes, including refrigerated and frozen doughs and batters, made in flour mills.....		311211-A	18.8	0.0	0.1	0.5	1.2	-0.1
Wheat flour (except flour mixes), made in flour mills.....		311211-1	8.6	2.6	1.0	-3.0	-0.6	0.8
Wheat mill products, except flour.....		311211-4	34.8	16.0	1.9	8.3	-4.6	-5.1
Corn mill products.....		311211-7	16.2	9.3	-1.1	0.0	1.4	-0.5
Other grain mill products.....		311211-9	-4.5	-7.0	-1.4	-0.6	-1.0	1.3
Secondary products and miscellaneous receipts.....		311211-SM						
Miscellaneous receipts.....		311211-M	-7.3	-0.3	-2.5	-8.8	-5.2	-3.7
Rice milling.....	311212		21.6	1.4	0.7	2.0	3.3	0.4
Primary products.....		311212-P	21.6	1.4	0.7	2.0	3.3	0.4
Milled rice and byproducts.....		311212-0	21.6	1.4	0.7	2.0	3.3	0.4
Milled rice (incl second heads, screenings, brewers, bran, sharps, rice flour, and byproducts).....		311212-04	19.2	0.9	1.6	1.3	2.1	0.5
Head rice not packaged with other ingredients.....		311212-06	22.4	1.6	0.6	0.8	4.8	0.3
Malt manufacturing.....	311213		17.2	0.0	-0.1	0.0	0.6	7.7
Primary products.....		311213-P	18.0	0.0	-0.1	0.1	0.6	7.7
Malt and malt byproducts.....		311213-0	18.0	0.0	-0.1	0.1	0.6	7.7
Secondary products and miscellaneous receipts.....		311213-SM1						
Starch & vegetable fats & oils mfg.....	31122		6.6	-3.4	0.8	-1.8	0.1	-0.6
Wet corn milling and starch manufacturing.....	311221		18.1	-0.2	-1.5	-0.3	3.1	8.9
Primary products.....		311221-P	19.6	-0.2	-1.6	-0.3	3.0	9.2
Wet process corn byproducts.....		311221-A	15.6	1.4	1.6	-0.2	-0.1	3.6
Corn sweeteners, made by wet milling.....		311221-1	27.4	-0.6	-5.4	-1.4	3.5	17.2
Manufactured starch, made by wet milling.....		311221-4	13.1	1.1	-1.0	0.2	-0.9	17.9
Secondary products and miscellaneous receipts.....		311221-SM						
Soybean and other oilseed processing.....	311224		4.5	-4.2	1.5	-1.8	-0.6	-3.7
Primary products.....		311224-P	0.2	-2.9	3.6	-3.5	0.6	-4.0
Cottonseed cake, meal, hulls, and other byproducts.....		311224-B	21.0	8.1	-0.3	-4.7	0.5	-1.8
Cottonseed cake and meal.....		311224-B1	27.5	11.5	-0.8	-7.0	0.7	-1.4
Soybean oil.....		311224-3	-3.8	-1.8	7.8	-8.3	-2.4	-4.1
Crude soybean oil, degummed, made from soybeans crushed in the same establishment.....		311224-31	5.7	0.7	2.9	-0.7	-1.6	-0.3
Soybean oil, all other types.....		311224-32	-8.8	-2.8	10.0	-11.4	-2.9	-6.6
Soybean cake, meal, and other byproducts.....		311224-4	8.3	-5.0	1.4	-0.1	2.3	1.8
Soybean cake and meal.....		311224-41	6.3	-3.6	-1.4	1.3	2.2	2.6
Other soybean products, including isolates and concentrates.....		311224-42	34.3	-17.5	30.7	-11.4	2.5	-3.9
Cotton linters.....		311224-7	49.6	4.5	0.1	0.4	-0.1	-0.9
Other crude and refined vegetable oils and other vegetable mill products.....		311224-9	1.2	0.8	-1.5	0.3	-0.5	0.0
Other crude vegetable oils, including linseed, peanut, sunflower, safflower, etc.....		311224-91	-0.3	1.1	-0.9	0.7	-1.1	0.0
Other vegetable oil mill products, including all oil seed cake and meal.....		311224-93	3.8	1.0	-2.7	-1.0	0.1	0.0
Secondary products and miscellaneous receipts.....		311224-SM						
Miscellaneous products.....		311224-M	23.7	-0.1	-3.5	-2.3	-3.7	-4.1
Fats and oils refining and blending.....	311225		2.1	-3.9	1.6	-3.3	-0.6	-1.5
Primary products.....		311225-P	-1.3	-3.4	2.8	-4.1	-2.1	-1.8
Shortening and cooking oils.....		311225-2	-5.3	-3.8	3.2	-4.6	-2.9	-2.3
Margarine, butter blends, and butter substitutes.....		311225-4	-	-0.2	-0.4	-0.3	1.1	-
Secondary products and miscellaneous receipts.....		311225-SM						
Secondary products.....		311225-S	-	-9.9	-10.0	2.8	5.7	-
Breakfast cereal manufacturing.....	31123		12.5	-0.3	1.5	0.0	1.3	0.1
Breakfast cereal manufacturing.....	311230		12.5	-0.3	1.5	0.0	1.3	0.1
Primary products.....		311230-P	12.8	0.0	1.8	0.0	1.4	0.0
Breakfast cereal.....		311230-1	12.8	0.0	1.8	0.0	1.4	0.0

See footnotes at end of table.

Table 12. Producer price index percentage changes for the net output of selected industries and their products, not seasonally adjusted — Continued
 [February 2023]

Title ¹	Industry code	Product code	Unadjusted 12-month percent change ²	Unadjusted 1-month percent change ²				
			Feb. 2022 to Feb. 2023 ^P	Sept. to Oct.	Oct. to Nov. ^P	Nov. to Dec. ^P	Dec. to Jan. ^P	Jan. to Feb. ^P
Breakfast cereal manufacturing - Continued								
Secondary products and miscellaneous receipts.....		311230-SM						
Sugar & confectionery product mfg.....	3113		11.7	0.8	0.8	0.3	0.5	2.0
Sugar mfg.....	31131		12.3	0.5	-0.1	0.9	1.2	2.1
Beet sugar manufacturing.....	311313		14.0	0.0	-1.5	0.7	0.4	3.0
Primary products.....		311313-P	14.2	0.0	-1.5	0.7	0.4	3.0
Beet sugar.....		311313-0	14.2	0.0	-1.5	0.7	0.4	3.0
Secondary products and miscellaneous receipts.....		311313-SM1						
Cane sugar manufacturing.....	311314		11.3	0.8	0.8	1.0	1.6	1.6
Primary products.....		311314-P	11.3	0.9	0.8	0.9	1.6	1.6
Raw cane sugar and sugarcane mill products and byproducts.....		311314-1	15.3	1.5	0.3	1.1	3.2	1.3
Refined granulated cane sugar and byproducts.....		311314-3	8.6	0.4	1.1	0.8	0.6	1.9
Secondary products and miscellaneous receipts.....		311314-SM						
Nonchocolate confectionery mfg.....	31134		11.6	0.5	0.9	0.7	0.4	3.7
Nonchocolate confectionery manufacturing.....	311340		11.6	0.5	0.9	0.7	0.4	3.7
Primary products.....		311340-P	12.1	0.4	0.9	0.8	0.4	3.9
Nonchocolate-type confectioneries.....		311340-5	11.8	0.5	1.1	0.9	0.6	1.1
Other confectionery-type products.....		311340-7	11.7	0.0	0.0	4.8	0.0	0.0
Secondary products and miscellaneous receipts.....		311340-SM						
Secondary products.....		311340-S	6.5	1.5	1.2	-0.1	0.0	0.3
Chocolate and confectionery manufacturing.....	31135		11.3	1.1	1.3	-0.3	0.2	1.0
Chocolate and confectionery mfg. from cacao.....	311351		10.3	1.9	1.1	0.3	0.4	-1.1
Primary products.....		311351-P	10.7	2.2	1.3	0.3	0.4	-1.1
Chocolate coatings, made from cacao beans.....		311351-1	-	4.1	1.1	0.3	-0.7	-1.8
Chocolate/chocolate-type confectionery products, made from cacao beans.....		311351-4	3.6	0.4	0.0	0.0	0.0	0.0
Other chocolate and cocoa products, made from cacao beans.....		311351-7	15.6	2.4	2.6	0.6	0.8	-1.6
Secondary products and miscellaneous receipts.....		311351-SM1						
Confectionery mfg. from purchased chocolate.....	311352		11.6	0.7	1.3	-0.6	0.1	1.9
Primary products.....		311352-P	11.4	0.6	1.6	-0.7	0.0	2.0
Chocolate/confectionery products, made from purchased chocolate.....		311352-3	11.5	0.6	1.7	-0.8	0.0	2.0
Secondary products and miscellaneous receipts.....		311352-SM						
Miscellaneous receipts.....		311352-M	6.9	3.0	0.0	0.0	0.0	0.0
Fruit & vegetable preserving & specialty food mfg.....	3114		17.2	0.7	1.3	0.2	1.2	0.7
Frozen food manufacturing.....	31141		17.0	0.5	2.1	0.2	0.4	1.3
Frozen fruit and vegetable manufacturing.....	311411		24.2	1.5	3.4	0.1	0.5	2.7
Primary products.....		311411-P	21.5	0.3	2.6	0.0	0.6	2.9
Frozen fruits, juices, ades, drinks, and cocktails.....		311411-1	3.0	-2.0	4.7	0.0	-0.8	2.9
Frozen fruits.....		311411-11	-9.1	-4.7	-1.7	0.0	-1.5	0.2
Frozen vegetables.....		311411-4	27.1	0.9	2.1	0.1	1.0	2.9
Frozen vegetables, other than potato products.....		311411-47	10.7	1.0	1.0	0.1	0.0	0.4
Frozen potato products (French-fried, patties, puffs, etc.).....		311411-48	41.0	0.9	3.0	0.0	1.8	4.8
Secondary products and miscellaneous receipts.....		311411-SM						
Miscellaneous receipts.....		311411-M	90.7	13.7	10.3	0.0	1.6	13.1
Frozen specialty food manufacturing.....	311412		11.7	-0.4	1.0	0.4	0.4	0.3
Primary products.....		311412-P	11.3	-0.3	0.9	0.4	0.4	0.3
Frozen dinners (beef, pork, and poultry pies) and nationality foods, incl. frozen pizza.....		311412-1	15.1	-0.4	1.1	0.5	0.5	0.3
Other frozen specialties, incl. all whipped topping, waffles, soups, etc., excluding seafood.....		311412-4	-2.4	0.0	0.2	0.0	-0.1	0.1
Secondary products and miscellaneous receipts.....		311412-SM						
Secondary products.....		311412-S	33.5	-3.2	3.1	-1.0	6.5	-0.7
Fruit & vegetable canning, pickling & drying.....	31142		17.4	0.9	0.7	0.2	1.7	0.4
Fruit and vegetable canning.....	311421		18.2	0.9	1.2	0.3	1.3	0.4
Primary products.....		311421-P	17.9	0.8	1.2	0.3	1.2	0.1
Canned catsup and other tomato based sauces.....		311421-D	18.2	1.5	0.9	0.5	0.0	0.4
Canned jams, jellies, and preserves.....		311421-G	10.3	0.0	0.0	-0.1	1.6	0.1
Canned and fresh fruit juices, nectars, and concentrates.....		311421-K	15.9	1.0	1.3	-0.1	5.3	0.0
Pickles and other pickled products, including horseradish.....		311421-Q	14.0	0.7	0.6	0.0	0.0	0.2
Canned fruits, excluding baby foods.....		311421-1	18.4	0.6	0.3	0.2	2.2	0.5
Canned vegetables.....		311421-5	23.0	0.2	2.3	1.0	-1.5	-0.2

See footnotes at end of table.

Table 12. Producer price index percentage changes for the net output of selected industries and their products, not seasonally adjusted — Continued
 [February 2023]

Title ¹	Industry code	Product code	Unadjusted 12-month percent change ²	Unadjusted 1-month percent change ²				
			Feb. 2022 to Feb. 2023 ^P	Sept. to Oct.	Oct. to Nov. ^P	Nov. to Dec. ^P	Dec. to Jan. ^P	Jan. to Feb. ^P
Fruit and vegetable canning - Continued								
Secondary products and miscellaneous receipts.....		311421-SM						
Miscellaneous receipts.....		311421-M	20.5	1.6	3.2	-6.0	0.3	9.5
Secondary products.....		311421-S	20.5	2.5	0.3	1.4	4.7	-1.3
Specialty canning.....	311422		18.0	0.0	0.1	0.2	1.0	0.5
Primary products.....		311422-P	23.4	0.0	0.2	0.2	1.1	0.1
Canned baby foods and other canned specialty/nationality foods.....		311422-5	18.4	0.0	-0.1	0.0	4.6	0.0
Canned soups and stews, excluding frozen and seafood.....		311422-6	27.6	0.0	0.2	0.0	0.0	0.2
Canned dry beans.....		311422-7	10.1	0.0	0.5	1.2	0.0	0.0
Secondary products and miscellaneous receipts.....		311422-SM						
Dried and dehydrated food manufacturing.....	311423		13.6	1.9	-0.2	0.3	4.2	0.1
Primary products.....		311423-P	13.7	2.2	-0.4	0.3	4.5	0.1
Soup mixes (including dried/dehydrated/freeze-dried) and bouillon.....		311423-1	8.2	6.7	-4.6	0.0	5.6	0.0
Dried and dehydrated fruits and vegetables, including freeze-dried.....		311423-5	14.1	1.3	0.9	0.5	1.9	0.1
Secondary products and miscellaneous receipts.....		311423-SM						
Dairy product mfg.....	3115		2.9	0.4	0.0	-0.7	-1.7	-1.5
Dairy product (except frozen) mfg.....	31151		2.3	0.4	0.0	-0.7	-1.8	-1.6
Fluid milk manufacturing.....	311511		7.4	0.3	1.4	-0.3	-0.5	-1.0
Primary products.....		311511-P	6.5	-0.1	1.5	-0.5	-0.7	-1.2
Yogurt, except frozen.....		311511-A	12.0	1.1	0.0	0.0	0.0	0.0
Perishable dairy product substitutes.....		311511-D	8.9	0.1	0.0	6.6	1.9	0.0
Fluid milk and cream, bulk sales.....		311511-1	0.4	1.6	0.2	-2.1	-5.2	-1.9
Fluid milk and related products, packaged (incl. cartons, bottles, cans, etc.) excl. U.H.T.....		311511-5	5.6	-0.9	2.4	-0.8	-0.8	-1.7
Whole fluid milk, packaged, excluding U.H.T. and flavored.....		311511-51	4.2	-1.0	2.4	-0.8	-0.7	-2.5
Fluid milk, lowfat, incl. 2.0, 1.0, and 0.5 percent packaged, excl. U.H.T. and flavored.....		311511-52	4.6	-1.4	2.6	-0.9	-0.1	-1.4
Fat free or skim milk, packaged, excluding U.H.T. and flavored.....		311511-53	4.5	-2.1	3.0	-0.2	0.0	0.6
Other fluid milk related products, incl. heavy & light cream, unflavored sour cream, etc.....		311511-59	13.6	0.9	1.5	-0.9	-2.3	-1.8
Cottage cheese (including bakers', pot, and farmers' cheese).....		311511-7	5.7	-0.4	1.1	-1.2	-0.2	0.9
Other packaged milk products incl. flavored milks, eggnog, buttermilk etc.....		311511-9	8.9	-0.2	1.9	-0.4	2.7	-0.6
Secondary products and miscellaneous receipts.....		311511-SM						
Miscellaneous receipts.....		311511-M	8.4	2.3	0.7	-0.4	2.2	-3.0
Secondary products.....		311511-S	14.9	1.7	1.0	1.1	1.8	0.6
Creamery butter manufacturing.....	311512		-11.8	0.5	-9.0	-4.0	-12.5	-0.2
Primary products.....		311512-P	-11.8	0.5	-9.0	-4.0	-12.5	-0.2
Creamery butter.....		311512-0	-11.8	0.5	-9.0	-4.0	-12.5	-0.2
Cheese manufacturing.....	311513		5.2	2.5	-0.1	0.3	-1.4	-2.0
Primary products.....		311513-P	6.3	3.1	-0.5	0.7	-0.9	-2.2
Raw liquid whey.....		311513-A	-23.7	-0.3	-14.3	-6.8	-2.5	-9.9
Natural cheese (cheddar, Swiss, Italian, brick, cream, grated, dried etc.) excl. cottage cheese.....		311513-1	7.4	2.9	-0.3	1.3	-0.9	-1.5
Natural cheese, except lowfat, shipped in consumer packages or containers (3 lbs. or less).....		311513-1111	5.8	-0.1	-0.3	0.1	-0.3	-0.7
Natural cheese, except lowfat, shipped in packages or containers (more than 3 lbs.) or bulk.....		311513-1121	7.6	5.2	-0.4	2.1	-2.0	-2.7
Lowfat natural cheese, except cottage cheese, shipped in consumer packages (3 lbs. or less).....		311513-1131	5.1	0.1	0.0	0.0	0.5	-0.2
Lowfat natural cheese, except cottage cheese, shipped in packages (more than 3 lbs.) or in bulk.....		311513-1141	10.8	8.0	-1.1	4.2	-0.6	-1.3
Process cheese and related products.....		311513-4	0.6	4.1	-1.2	-1.9	-1.3	-5.2
Process cheese, shipped in consumer packages or containers (3 lbs. or less)...		311513-41	-1.4	4.0	-2.1	-1.9	-2.8	-3.4
All other process cheese and related products.....		311513-49	2.3	4.2	-0.4	-1.9	-0.1	-6.6
Process cheese, shipped in packages or containers (more than 3 lbs.) or in bulk.....		311513-4921	11.9	-1.9	6.6	-0.7	-1.4	-2.7
Cheese food, spread, and other related products.....		311513-4961	-7.5	11.5	-7.8	-3.2	1.3	-10.5
Secondary products and miscellaneous receipts.....		311513-SM						
Miscellaneous receipts.....		311513-M	10.6	1.5	0.8	-1.8	6.5	-2.7
Secondary products.....		311513-S	-2.2	-1.2	2.3	-2.1	-4.6	-1.3
Dry, condensed, and evaporated dairy products.....	311514		-9.0	-3.1	-0.8	-2.9	-2.0	-2.5
Primary products.....		311514-P	-11.5	-4.8	-0.4	-1.6	-1.4	-2.1
Ice cream mixes and related products.....		311514-A	0.3	0.0	-0.4	-1.8	-0.3	-2.2
Dairy product substitutes.....		311514-D	9.0	0.0	4.1	0.0	0.0	0.0
Dry milk products and mixtures.....		311514-1	-21.8	-8.4	-1.2	-2.4	-2.3	-3.1

See footnotes at end of table.

Table 12. Producer price index percentage changes for the net output of selected industries and their products, not seasonally adjusted — Continued
[February 2023]

Title ¹	Industry code	Product code	Unadjusted 12-month percent change ²	Unadjusted 1-month percent change ²				
				Feb. 2022 to Feb. 2023 ^P	Sept. to Oct.	Oct. to Nov. ^P	Nov. to Dec. ^P	Dec. to Jan. ^P
Dry, condensed, and evaporated dairy products - Continued								
Milk products, shipped in consumer-type cans, excluding substitutes.....		311514-5	7.4	0.5	0.1	-0.4	1.0	-0.2
Concentrated milk products shipped in bulk (barrels, drums, and tanks).....		311514-7	-11.1	-1.1	-5.6	-4.4	-1.7	-0.2
Secondary products and miscellaneous receipts.....		311514-SM						
Secondary products.....		311514-S	—	2.4	-2.1	-6.7	-8.1	—
Ice cream and frozen dessert mfg.....	31152		9.3	0.1	0.4	0.0	-0.5	0.4
Ice cream and frozen dessert manufacturing.....	311520		9.3	0.1	0.4	0.0	-0.5	0.4
Primary products.....		311520-P	9.8	0.1	0.3	0.0	-0.1	0.3
Ice cream and frozen dessert manufacturing.....		311520-0	9.8	0.1	0.3	0.0	-0.1	0.3
Ice cream, incl. custards (excl. lowfat and nonfat) shipped in bulk (containers 3 gal or more).....		311520-01	2.3	-1.3	0.0	-0.6	-1.6	-0.2
Ice cream, incl. custards (excl. lowfat and nonfat) shipped in sizes less than 3 gallons.....		311520-02	9.8	0.2	0.7	0.1	-1.8	0.7
Ice cream, including custards (excluding lowfat and nonfat), novelty forms.....		311520-03	14.3	0.5	0.2	0.1	0.6	-0.1
Ice cream, including custards, lowfat and nonfat.....		311520-04	11.5	0.0	0.0	0.0	4.3	0.0
Frozen desserts containing fats other than butterfat (incl. soy, rice, almond, oats, etc.).....		311520-06	—	—	—	—	4.9	-0.1
Other frozen desserts (yogurt, sherbet, water ices, mellorine, frozen pudding, gelato, etc.).....		311520-09	7.7	0.0	0.0	0.0	3.4	0.0
Secondary products and miscellaneous receipts.....		311520-SM						
Miscellaneous receipts.....		311520-M	9.5	0.0	1.1	0.0	0.0	0.0
Secondary products.....		311520-S	-1.4	—	—	—	—	1.9
Animal slaughtering & processing.....	31161		-4.9	-4.2	1.0	-2.5	1.6	-2.0
Animal, except poultry, slaughtering.....	311611		-3.0	-2.8	1.9	0.9	3.9	-3.7
Primary products.....		311611-P	-4.0	-2.8	2.1	0.9	3.9	-3.7
Pork, fresh/frozen, unprocessed, all cuts, except sausage, made in slaughtering plants.....		311611-A	-3.0	-0.2	0.2	-5.9	3.1	-5.5
Pork, processed or cured, not canned or made into sausage, made in slaughtering plants.....		311611-G	1.5	-1.8	-3.3	1.2	-3.0	-10.1
Fresh and processed sausage, deli, and cooked meats, made in slaughtering plants.....		311611-J	6.7	-0.6	2.3	-3.0	0.0	-1.4
Hides, skins, and pelts, made in slaughtering plants.....		311611-Q	-19.1	3.8	-7.8	0.0	-0.8	-0.1
Miscellaneous byproducts of slaughtering plants.....		311611-R	-5.4	2.2	2.6	-3.8	-1.2	-9.1
Beef, fresh or frozen, not canned or made into sausage, made in slaughtering plants.....		311611-1	-3.5	-4.6	2.9	3.9	6.5	-1.5
Beef, fresh/frozen whole/half carcass, not canned or made into sausage, misp.....		311611-10	5.1	0.9	13.7	-11.4	9.6	-0.4
Beef, fresh/frozen variety meats, not canned or made into sausage, made in slaughtering plants.....		311611-16	-3.9	0.0	4.6	-1.3	6.2	-7.6
Beef, fresh/frozen, primal and subprimal cuts, made in slaughtering plants.....		311611-17	-3.9	-5.2	2.1	5.3	6.3	-1.2
Lamb/mutton, fresh or frozen, not canned or made into sausage, made in slaughtering plants.....		311611-7	47.9	-1.7	64.1	-0.3	-0.3	0.0
Secondary products and miscellaneous receipts.....		311611-SM						
Miscellaneous receipts.....		311611-M	15.8	—	-2.3	-0.3	0.6	-0.4
Secondary products.....		311611-S	26.3	0.2	-1.7	1.9	-0.1	-0.4
Meat processed from carcasses.....	311612		1.3	-0.5	-1.1	-0.4	-2.6	0.2
Primary products.....		311612-P	1.0	-0.6	-1.1	-0.5	-2.7	0.3
Other processed, frozen, or cooked meats, made from purchased carcasses.....		311612-A	-1.7	-1.2	-0.8	-0.4	-2.3	1.4
Boxed meat (beef, pork, lamb, etc.), made from purchased carcasses.....		311612-A1	-0.4	1.7	-0.8	0.3	-8.2	3.0
Frozen ground meat patties and other processed, frozen, or cooked meats, mfpc.....		311612-A5	-3.0	-2.6	-0.9	-0.7	-0.3	0.9
Pork, processed or cured, not canned or made into sausage, mfpc.....		311612-1	-2.3	1.3	-3.0	0.3	-4.6	-2.1
Pork, sweet-pickled, dry-cured, or dry salt, not canned or made into sausage, mfpc.....		311612-11	-0.1	-0.3	-0.5	0.0	-0.1	0.1
Smoked hams and picnics, excluding canned, made from purchased carcasses.....		311612-12	0.2	6.6	0.4	0.3	-12.5	2.7
Smoked slab bacon, made from purchased carcasses.....		311612-13	-14.0	-1.8	-8.7	-3.0	-1.6	-0.3
Smoked sliced bacon, made from purchased carcasses.....		311612-14	-10.5	-1.0	-7.6	1.0	-2.0	-5.0
Other smoked pork, not canned or made into sausage, made from purchased carcasses.....		311612-15	8.6	0.6	-0.1	-0.7	-1.0	0.1
Boiled ham, barbecue pork, and other cooked pork, except canned meats and sausage, mfpc.....		311612-16	18.7	-2.4	2.3	0.3	-4.2	-4.4
Sausage and similar products, excluding canned, made from purchased carcasses.....		311612-4	3.6	-1.9	-0.1	-1.6	-1.6	0.5
Fresh sausage (pork sausage, breakfast links, etc.), excluding canned, mfpc.....		311612-41	8.3	-3.1	-0.1	-4.2	-3.1	0.5
Dry or semidry sausage (salami, cervelat, pepperoni, summer sausage, pork roll, etc), mfpc.....		311612-42	1.8	-2.4	-0.3	-1.3	-1.1	0.3
Frankfurters, including wieners, excluding canned, made from purchased carcasses.....		311612-43	2.7	-1.3	0.1	-0.3	0.6	0.0

See footnotes at end of table.

Table 12. Producer price index percentage changes for the net output of selected industries and their products, not seasonally adjusted — Continued
[February 2023]

Title ¹	Industry code	Product code	Unadjusted 12-month percent change ²	Unadjusted 1-month percent change ²				
			Feb. 2022 to Feb. 2023 ^P	Sept. to Oct.	Oct. to Nov. ^P	Nov. to Dec. ^P	Dec. to Jan. ^P	Jan. to Feb. ^P
Meat processed from carcasses - Continued								
Other sausage (smoked or cooked) & jellied goods & similar preparations, excluding canned, mfpc.....		311612-44	2.1	0.1	0.3	0.3	-1.7	1.1
Secondary products and miscellaneous receipts.....		311612-SM						
Secondary products.....		311612-S	7.3	0.6	0.0	0.2	-0.6	-1.1
Rendering and meat byproduct processing.....	311613		4.3	-4.4	-1.0	0.0	-0.7	-1.4
Primary products.....		311613-P	4.9	-4.5	-0.8	0.3	-0.5	-1.4
Lard, inedible tallow, and other greases, excluding wool grease.....		311613-2	-2.7	1.5	0.5	-3.9	-0.3	-9.5
Animal and marine feed and fertilizer byproducts.....		311613-5	10.6	-8.2	-1.8	3.3	-0.6	4.8
Meat and bone meal.....		311613-51	17.0	-11.5	3.1	4.4	2.0	0.1
Animal and marine feed and fertilizer byproducts, except meat and bone meal..		311613-52	7.5	-6.1	-4.7	2.6	-3.0	9.4
Secondary products and miscellaneous receipts.....		311613-SM						
Poultry processing.....	311615		-12.8	-8.9	1.5	-9.6	2.3	-1.5
Primary products.....		311615-P	-13.0	-9.0	1.6	-9.8	2.4	-1.5
Processed poultry and small game (except soups), containing 20 percent or more poultry or meat.....		311615-D	-26.0	-13.0	11.5	-25.8	14.1	-8.4
Young chickens, including bulk, chilled, frozen, whole, and in parts.....		311615-1	-14.4	-9.9	-3.5	-3.8	-1.9	2.4
Turkeys (including frozen, whole, and parts).....		311615-7	19.7	-0.7	0.0	-0.3	0.0	-2.2
Other poultry and small game (including frozen), whole, and parts.....		311615-9	19.4	5.2	2.7	0.1	0.5	-2.6
Secondary products and miscellaneous receipts.....		311615-SM						
Secondary products.....		311615-S	-10.5	1.5	-5.0	0.3	-1.1	-12.2
Seafood product preparation & packaging.....	3117		0.1	0.2	-0.4	-0.5	-0.2	-0.6
Seafood product preparation and packaging.....	31171		0.1	0.2	-0.4	-0.5	-0.2	-0.6
Seafood product preparation and packaging.....	311710		0.1	0.2	-0.4	-0.5	-0.2	-0.6
Primary products.....		311710-P	-0.3	0.2	-0.5	-0.6	-0.2	-0.6
Prepared frozen shellfish.....		311710-3	-14.4	2.2	-1.9	-0.7	-1.4	-1.5
Seafood canning.....		311710-5	-	0.0	0.0	0.0	-	-
Prepared fresh fish/seafood, inc. surimi/surimi-based products.....		311710-6	5.0	-0.4	-0.3	0.7	-0.2	-0.1
Prepared frozen fish.....		311710-7	4.9	-1.5	1.0	-2.4	0.3	-1.5
Other prepared fresh and frozen seafood.....		311710-9	17.9	3.3	-4.3	3.4	0.9	2.2
Secondary products and miscellaneous receipts.....		311710-SM						
Miscellaneous receipts.....		311710-M	-	1.2	1.3	0.0	-	-
Secondary products.....		311710-S	-	-	-	-	-	0.2
Bakeries & tortilla mfg.....	3118		13.2	0.5	1.1	0.1	0.9	0.5
Bread & bakery product mfg.....	31181		13.4	0.5	1.3	0.2	0.7	0.6
Retail bakeries.....	311811		14.0	1.0	0.0	0.6	0.9	0.8
Primary products.....		311811-P	14.3	1.0	0.0	0.7	1.1	1.0
Retail bakery products.....		311811-0	14.3	1.0	0.0	0.7	1.1	1.0
Secondary products and miscellaneous receipts.....		311811-SM						
Miscellaneous receipts.....		311811-M	-	0.0	0.0	0.0	-	-
Commercial bakeries.....	311812		13.6	0.3	1.8	0.0	0.4	0.6
Primary products.....		311812-P	11.5	0.1	2.2	-0.1	0.3	0.6
Bread (white, wheat, rye, etc.), including frozen.....		311812-1	9.9	-0.7	0.9	0.6	-0.7	0.0
White pan bread.....		311812-15	13.2	-0.8	0.6	0.4	0.2	0.4
White hearth bread (French, Italian, etc.).....		311812-16	9.3	-0.4	0.5	0.1	0.0	1.6
Dark wheat breads (whole wheat, cracked wheat, multigrain, etc.).....		311812-17	6.8	-0.9	0.6	1.3	-0.7	-1.4
Other variety breads (rye, unleavened, raisin, potato, self-rising, salt-free, canned, etc.).....		311812-18	6.7	-0.5	2.2	0.6	-2.8	-0.4
Rolls, bread-type (including muffins, bagels, and croissants), including frozen.....		311812-5	15.5	0.0	5.6	-0.8	0.3	1.2
Rolls, hamburger and wiener.....		311812-51	12.6	-0.6	8.4	0.5	-0.3	-0.2
All other rolls, bread-type (incl. muffins, bagels, and croissants).....		311812-59	18.3	0.6	2.8	-2.3	0.9	2.6
Soft cakes, excluding frozen.....		311812-7	2.1	0.2	-0.8	-0.4	0.7	0.6
Other sweet goods, excluding frozen.....		311812-9	13.5	3.6	0.8	-0.1	3.0	0.8
Secondary products and miscellaneous receipts.....		311812-SM						
Miscellaneous receipts.....		311812-M	22.8	2.2	0.6	-0.3	0.5	0.0
Secondary products.....		311812-S	42.2	1.4	-1.4	1.0	1.1	0.5
Frozen cakes and other pastries manufacturing.....	311813		11.5	1.1	-0.7	0.8	2.5	0.3
Primary products.....		311813-P	11.4	0.9	-0.9	0.9	2.7	0.2
Frozen cakes, pies, and other pastries.....		311813-0	11.4	0.9	-0.9	0.9	2.7	0.2
Secondary products and miscellaneous receipts.....		311813-SM						
Secondary products.....		311813-S	-	2.9	0.3	0.2	1.1	-
Cookie, cracker & pasta mfg.....	31182		13.7	0.4	0.6	0.0	1.6	0.4

See footnotes at end of table.

Table 12. Producer price index percentage changes for the net output of selected industries and their products, not seasonally adjusted — Continued
 [February 2023]

Title ¹	Industry code	Product code	Unadjusted 12-month percent change ²	Unadjusted 1-month percent change ²					
				Feb. 2022 to Feb. 2023 ^P	Sept. to Oct.	Oct. to Nov. ^P	Nov. to Dec. ^P	Dec. to Jan. ^P	Jan. to Feb. ^P
Cookie, cracker & pasta mfg - Continued									
Cookie and cracker manufacturing.....	311821		2.6	0.1	0.0	0.0	0.0	0.0	0.3
Primary products.....		311821-P	2.0	0.0	0.0	0.0	0.0	0.0	0.2
Crackers, biscuits, and related products.....		311821-2	0.2	0.0	0.0	0.0	0.0	0.0	0.0
Saltines and all other crackers, cracker meal and crumbs, and biscuits.....		311821-24	0.2	0.0	0.0	0.0	0.0	0.0	0.0
Cookies, wafers, and ice cream cones and cups (excluding frozen).....		311821-4	3.3	0.0	0.0	0.0	0.0	0.0	0.4
Secondary products and miscellaneous receipts.....		311821-SM							
Secondary products.....		311821-S	6.2	1.7	0.0	0.0	0.0	0.0	1.3
Dry pasta, dough, and flour mixes manufacturing from purchased flour.....	311824		23.2	0.7	1.0	0.0	2.8	0.4	
Primary products.....		311824-P	24.1	1.0	0.3	0.2	3.0	0.3	
Prepared flour mixes (incl refrigerated & frozen doughs & batters) made from purchased flour.....		311824-1	22.5	0.7	0.5	0.3	0.1	-0.2	
Flour mixes (refrigerated & frozen doughs & batters), ex cake mixes, made from purchased flour.....		311824-12	22.8	0.8	0.5	0.4	0.1	-0.2	
Dry macaroni, spaghetti and egg noodle products (excluding canned or frozen).....		311824-3	26.7	1.7	0.0	0.0	8.9	1.3	
Secondary products and miscellaneous receipts.....		311824-SM							
Secondary products.....		311824-S	15.2	0.2	0.2	0.0	0.0	0.9	
Tortilla mfg.....	31183		10.0	2.1	2.3	-0.6	-0.6	0.3	
Tortilla manufacturing.....	311830		10.0	2.1	2.3	-0.6	-0.6	0.3	
Primary products.....		311830-P	11.4	2.3	2.7	-0.7	-0.7	0.3	
Tortillas, sold in bulk or packages, excluding frozen or canned.....		311830-0	11.4	2.3	2.7	-0.7	-0.7	0.3	
Secondary products and miscellaneous receipts.....		311830-SM							
Miscellaneous receipts.....		311830-M	6.9	1.7	0.0	0.0	0.0	0.0	
Secondary products.....		311830-S	2.5	0.7	0.0	0.1	-0.5	0.0	
Other food manufacturing.....	3119		11.4	2.9	1.1	0.8	-0.8	-3.2	
Snack food mfg.....	31191		9.7	0.8	1.1	-0.5	-1.2	1.0	
Roasted nuts and peanut butter manufacturing.....	311911		-5.1	-0.2	-0.2	-1.7	-3.7	-0.3	
Primary products.....		311911-P	-5.7	-0.2	-0.2	-1.8	-3.4	-0.3	
Nuts and seeds (salted, roasted, cooked, or blanched).....		311911-1	-7.3	0.0	-0.2	-1.9	-3.9	-0.4	
Nuts (salted, roasted, cooked, or blanched), sold in bulk.....		311911-11	-13.4	-1.4	-1.2	-3.5	-4.3	-0.2	
Canned nuts (salted, roasted, cooked, or blanched).....		311911-12	-0.3	1.0	2.7	-2.8	-0.8	-2.9	
All other packaged nuts, including all types of seeds (salted, roasted, cooked, or blanched).....		311911-13	-4.7	0.5	-1.3	0.0	-0.2	-3.0	
Peanut butter.....		311911-4	5.4	-1.3	0.2	-1.3	0.5	0.7	
Secondary products and miscellaneous receipts.....		311911-SM							
Secondary products.....		311911-S	16.9	0.0	0.0	-0.2	0.5	0.6	
Other snack food manufacturing.....	311919		17.4	1.2	1.6	0.0	0.0	1.6	
Primary products.....		311919-P	15.7	1.3	1.8	0.0	0.0	1.6	
Potato chips and sticks, plain and flavored.....		311919-1	15.1	2.6	1.7	0.0	0.0	2.0	
Corn chips and related products.....		311919-4	19.4	1.0	3.2	0.0	0.0	0.0	
Other chips, sticks (hard pretzels, bacon rinds, popcorn (except candied), etc.).....		311919-7	12.0	0.0	0.0	0.0	0.0	3.3	
Secondary products and miscellaneous receipts.....		311919-SM							
Coffee & tea mfg.....	31192		9.5	0.9	0.6	0.3	-0.1	0.4	
Coffee and tea manufacturing.....	311920		9.5	0.9	0.6	0.3	-0.1	0.4	
Primary products.....		311920-P	9.4	1.0	0.6	0.3	-0.1	0.4	
Roasted coffee.....		311920-1	9.8	1.0	0.7	0.4	-0.2	0.0	
Coffee, concentrated, including coffee substitutes.....		311920-5	1.0	0.0	0.0	0.0	0.0	0.0	
Tea in consumer packages.....		311920-7	11.6	1.2	0.2	-0.3	1.4	4.6	
Secondary products and miscellaneous receipts.....		311920-SM							
Miscellaneous receipts.....		311920-M	18.1	0.0	0.0	0.0	0.0	0.0	
Flavoring syrup & concentrate mfg.....	31193		7.7	0.9	0.0	0.1	3.8	-0.5	
Flavoring syrup and concentrate manufacturing.....	311930		7.7	0.9	0.0	0.1	3.8	-0.5	
Primary products.....		311930-P	8.6	1.0	0.0	0.1	3.9	0.0	
Liquid beverage bases, excluding use by soft drink bottlers.....		311930-1	4.3	0.0	0.0	1.8	0.3	0.0	
Soft drink flavoring syrup, sold in bulk.....		311930-6	7.2	0.0	0.0	0.0	7.1	0.0	
Other flavoring agents (except chocolate syrups).....		311930-8	8.4	1.1	0.0	0.0	3.2	0.0	
Secondary products and miscellaneous receipts.....		311930-SM							
Secondary products.....		311930-S	-	0.0	0.0	0.0	-	-	
Seasoning & dressing mfg.....	31194		7.1	0.6	0.5	0.1	0.1	0.1	
Mayonnaise, dressing, and sauce manufacturing.....	311941		11.5	0.6	1.2	0.1	0.0	0.3	
Primary products.....		311941-P	10.2	0.6	0.3	0.0	0.0	0.3	

See footnotes at end of table.

Table 12. Producer price index percentage changes for the net output of selected industries and their products, not seasonally adjusted — Continued
 [February 2023]

Title ¹	Industry code	Product code	Unadjusted 12-month percent change ²	Unadjusted 1-month percent change ²				
				Feb. 2022 to Feb. 2023 ^P	Sept. to Oct.	Oct. to Nov. ^P	Nov. to Dec. ^P	Dec. to Jan. ^P
Mayonnaise, dressing, and sauce manufacturing - Continued								
Vinegar and cider.....		311941-1	3.9	0.0	0.0	0.0	0.0	0.0
Prepared sauces, excluding tomato-based sauces and sauces comprised of 20 percent or more meat.....		311941-4	13.3	2.0	0.6	0.0	0.0	0.3
Mayonnaise, salad dressings, and sandwich spreads.....		311941-7	9.4	0.0	0.2	0.0	0.0	0.3
Spoon-type salad dressing incl. mayonnaise, sandwich spreads, refrigerated dressings, semisolid.....		311941-75	4.1	0.0	0.4	0.0	0.0	0.4
Pourable-type salad dressing (reduced calorie, cheese, vinegar and oil, etc.)....		311941-76	15.6	0.0	0.0	0.0	0.0	0.1
Secondary products and miscellaneous receipts.....		311941-SM						
Miscellaneous receipts.....		311941-M	1.3	0.0	0.0	0.0	0.0	0.0
Secondary products.....		311941-S	19.8	0.9	5.8	0.3	0.0	0.3
Spice and extract manufacturing.....	311942		3.4	0.5	0.0	0.1	0.2	0.0
Primary products.....		311942-P	3.1	0.5	0.0	0.1	0.2	0.0
Table salt (evaporated), pepper (white and black), and other spices.....		311942-1	5.9	0.4	0.0	-0.3	0.5	-0.1
Pepper and other spices in commercial sizes (1 lb or more).....		311942-16	-2.3	0.4	-0.1	0.1	-0.2	-0.4
Flavoring extracts, emulsions, liquid flavors, and food colorings.....		311942-6	0.0	0.0	0.0	0.0	0.0	0.0
Dry mix food preparations.....		311942-7	6.2	1.4	0.0	0.7	0.0	0.0
Secondary products and miscellaneous receipts.....		311942-SM						
All other food mfg.....	31199		23.3	9.2	2.2	3.4	-2.5	-11.4
Perishable prepared food manufacturing.....	311991		8.3	8.1	6.1	2.0	-3.6	-8.7
Primary products.....		311991-P	9.2	8.8	6.5	2.2	-3.7	-9.0
Perishable prepared foods.....		311991-0	9.2	8.8	6.5	2.2	-3.7	-9.0
Secondary products and miscellaneous receipts.....		311991-SM						
Miscellaneous receipts.....		311991-M	4.2	0.3	1.2	0.5	0.2	0.0
All other miscellaneous food manufacturing.....	311999		35.7	10.0	-0.2	4.3	-1.6	-13.6
Primary products.....		311999-P	40.5	11.4	-1.4	5.9	-1.7	-14.2
All other miscellaneous manufactured foods.....		311999-0	40.5	11.4	-1.4	5.9	-1.7	-14.2
Secondary products and miscellaneous receipts.....		311999-SM						
Beverage & tobacco mfg.....	312		11.1	0.3	1.1	-0.3	2.8	0.3
Beverage mfg.....	3121		10.5	0.4	0.8	-0.4	3.5	-0.5
Soft drink & ice mfg.....	31211		14.9	-0.2	0.2	-0.8	7.1	-1.4
Soft drink manufacturing.....	312111		14.8	-0.4	0.3	-1.2	8.4	-1.7
Primary products.....		312111-P	14.8	-0.7	0.4	-1.5	8.6	-1.8
Soft drinks, non-carbonated.....		312111-A	13.9	-1.5	0.2	-5.1	19.7	-8.9
Soft drinks, non-carbonated, all other types.....		312111-A3	11.0	1.1	0.8	0.0	3.2	0.1
Soft drinks, non-carbonated, fruit drinks, cocktails, ades.....		312111-A4	14.0	-3.7	-0.3	-9.6	28.5	-12.8
Soft drinks, bottled, canned, glass, plastic, carbonated.....		312111-2	15.3	-0.3	0.4	0.1	4.0	1.6
Secondary products and miscellaneous receipts.....		312111-SM						
Miscellaneous receipts.....		312111-M	4.1	2.5	-0.8	1.5	-5.1	0.6
Secondary products.....		312111-S	13.3	-0.3	0.3	0.3	3.7	1.3
Bottled water manufacturing.....	312112		17.2	0.1	0.0	1.5	0.3	0.3
Primary products.....		312112-P	18.0	0.1	0.0	1.5	0.3	0.3
Bottled water.....		312112-0	18.0	0.1	0.0	1.5	0.3	0.3
Secondary products and miscellaneous receipts.....		312112-SM						
Miscellaneous receipts.....		312112-M	2.1	0.0	0.4	0.0	0.0	0.0
Secondary products.....		312112-S2	6.6	-0.2	0.0	0.0	-0.4	1.8
Ice manufacturing.....	312113		19.4	7.2	1.1	5.2	0.0	1.8
Primary products.....		312113-P	19.4	7.4	1.1	5.3	0.0	1.9
Ice, manufactured (cubed, crushed, etc.), including can or block.....		312113-0	19.4	7.4	1.1	5.3	0.0	1.9
Secondary products and miscellaneous receipts.....		312113-SM						
Miscellaneous receipts.....		312113-M	1.9	0.3	0.0	0.0	0.0	0.3
Breweries.....	31212		5.4	1.2	0.1	-0.3	0.6	0.4
Breweries.....	312120		5.4	1.2	0.1	-0.3	0.6	0.4
Primary products.....		312120-P	5.4	1.4	0.1	-0.3	0.7	0.4
Canned beer and ale case goods.....		312120-1	5.8	1.2	0.5	-0.5	0.7	0.5
Bottled beer and ale case goods.....		312120-5	5.6	2.0	-0.3	-0.1	1.2	0.0
Beer and ale in barrels and kegs.....		312120-7	2.9	0.3	0.1	-0.1	0.4	0.6
All other malt beverages and brewing products.....		312120-9	4.8	2.9	0.0	0.0	0.5	0.6
Secondary products and miscellaneous receipts.....		312120-SM						
Miscellaneous receipts.....		312120-M	15.0	-8.1	0.0	0.0	0.0	0.0
Wineries.....	31213		7.3	1.4	4.2	0.0	0.1	0.4

See footnotes at end of table.

Table 12. Producer price index percentage changes for the net output of selected industries and their products, not seasonally adjusted — Continued
 [February 2023]

Title ¹	Industry code	Product code	Unadjusted 12-month percent change ²	Unadjusted 1-month percent change ²				
				Feb. 2022 to Feb. 2023 ^P	Sept. to Oct.	Oct. to Nov. ^P	Nov. to Dec. ^P	Dec. to Jan. ^P
Wineries - Continued								
Wineries.....	312130		7.3	1.4	4.2	0.0	0.1	0.4
Primary products.....		312130-P	7.6	1.4	4.4	0.0	0.1	0.3
Wines, brandy, and brandy spirits.....		312130-0	7.6	1.4	4.4	0.0	0.1	0.3
Wines, white, red, and rose grape, and other fruits, 14 percent or less alcohol...		312130-08	2.8	2.0	0.0	0.0	0.0	0.3
Wines, white grape, 14 percent or less alcohol content.....		312130-0811	5.1	4.5	0.0	0.0	-0.2	0.5
Wines, red grape, 14 percent or less alcohol content.....		312130-0821	0.4	0.0	0.0	0.0	0.2	0.2
Wines, rose grape and other fruits and berries, 14 percent or less alcohol. ...		312130-0831	3.7	0.0	0.0	0.0	0.4	-0.4
Wines, dessert, effervescent, and wine coolers.....		312130-09	4.1	0.0	1.1	0.0	1.8	0.0
All other wines, brandy, and brandy spirits.....		312130-0B	25.8	0.0	20.5	0.0	0.4	0.6
Secondary products and miscellaneous receipts.....		312130-SM						
Miscellaneous receipts.....		312130-M	4.2	0.0	0.0	0.0	0.0	2.3
Distilleries.....	31214		8.4	0.3	0.4	1.4	0.0	0.0
Distilleries.....	312140		8.3	0.3	0.4	1.4	0.0	0.0
Primary products.....		312140-P	8.4	0.3	0.3	1.4	0.0	0.0
Distilled liquor, excluding brandy.....		312140-2	16.0	0.7	1.2	3.0	0.0	0.0
Distilled whiskey, all other distilled liquor, excluding brandy.....		312140-22	8.5	0.0	0.2	0.0	0.0	0.0
Bottled liquor, excluding brandy.....		312140-5	1.9	0.0	-0.5	0.0	0.0	0.0
Bottled whiskey.....		312140-5B	-1.6	0.0	0.0	0.0	0.0	0.0
Bottled gin, vodka, rum, cordials, cocktails, and similiar compounds.....		312140-5C	5.2	0.0	-1.1	0.0	0.0	0.0
Secondary products and miscellaneous receipts.....		312140-SM						
Miscellaneous receipts.....		312140-M	14.2	0.0	2.5	0.0	4.6	0.0
Tobacco mfg.....	3122		12.2	0.0	1.8	0.0	1.5	1.9
Tobacco manufacturing.....	31223		12.2	0.0	1.8	0.0	1.5	1.9
Tobacco manufacturing.....	312230		12.2	0.0	1.8	0.0	1.5	1.9
Primary products.....		312230-P	12.4	0.0	1.8	0.0	1.5	1.9
Tobacco stemming and redrying.....		312230-0	3.2	1.0	1.6	0.0	0.9	0.0
Tobacco, unstemmed leaf, redried before packing.....		312230-01	3.2	0.2	3.1	0.0	0.3	0.0
Tobacco, stemmed.....		312230-04	3.4	1.8	0.0	0.0	1.6	0.0
Cigarettes, excluding electronic.....		312230-1	13.3	0.0	1.9	0.0	1.7	2.1
Other tobacco products.....		312230-9	8.5	0.0	1.0	0.0	0.2	1.0
Cigars.....		312230-91	0.0	0.0	0.0	0.0	0.0	0.0
Chewing and smoking tobacco.....		312230-94	10.1	0.0	1.3	0.0	0.3	1.3
Secondary products and miscellaneous receipts.....		312230-SM						
Textile mills.....	313		4.9	-0.7	-0.3	-1.0	-0.7	0.2
Fiber, yarn, and thread mills.....	3131		-0.5	-3.0	-1.5	-2.8	-2.9	0.1
Fiber, yarn, and thread mills.....	31311		-0.5	-3.0	-1.5	-2.8	-2.9	0.1
Fiber, yarn, and thread mills.....	313110		-0.5	-3.0	-1.5	-2.8	-2.9	0.1
Primary products.....		313110-P	-0.4	-3.0	-1.5	-2.8	-2.9	0.1
Spun yarns.....		313110-4	-6.5	-5.2	-2.1	-5.1	-4.2	-0.6
Cotton spun yarns.....		313110-42	-	-5.1	-2.4	-5.3	-5.3	-1.3
Rayon, acetate, and lyocell spun yarns.....		313110-45	-	0.8	-4.8	0.0	-1.2	0.0
Noncellulosic fiber and other natural fiber (excluding cotton and wool) spun yarns.....		313110-47	-12.6	-5.9	-1.8	-5.2	-5.4	-1.3
Other noncellulosic fiber & other natural fiber yarns, spun & finished in the same est.....		313110-475	-	-	-	-	-	-1.1
Textured and twisted yarns.....		313110-6	7.7	0.1	-0.6	0.2	-1.6	0.7
Textured/cripped/bulked filament yarns, incl. stretch yarn, made from purchased filament yarn.....		313110-6H	11.5	-	-	-	-	0.9
Fabric mills.....	3132		8.2	-0.3	0.0	0.0	0.8	0.4
Broadwoven fabric mills.....	31321		7.3	-0.3	0.1	0.0	1.4	-0.2
Broadwoven fabric mills.....	313210		7.3	-0.3	0.1	0.0	1.4	-0.2
Primary products.....		313210-P	7.2	-0.3	0.0	0.0	1.4	-0.2
Fabricated textile products, made in weaving mills.....		313210-W	-3.8	-3.4	0.0	0.0	0.9	0.0
Cotton broadwoven fabrics.....		313210-4	11.5	-1.5	-0.1	-0.3	-0.1	-0.4
Manmade, silk, and other natural fiber (excluding cotton and wool) broadwoven fabrics.....		313210-8	5.4	0.1	0.0	0.1	0.5	-0.2
Greige manmade, silk, and other natural fiber (exc cotton/wool) broadwoven fabrics.....		313210-81	5.9	0.1	-0.1	0.1	0.7	-0.3
Finished manmade, silk, & natural fiber (exc cotton/wool) broadwoven, finished in weaving mills.....		313210-83	4.4	0.0	0.1	0.2	0.1	0.1
Secondary products and miscellaneous receipts.....		313210-SM						

See footnotes at end of table.

Table 12. Producer price index percentage changes for the net output of selected industries and their products, not seasonally adjusted — Continued
[February 2023]

Title ¹	Industry code	Product code	Unadjusted 12-month percent change ²	Unadjusted 1-month percent change ²					
				Feb. 2022 to Feb. 2023 ^P	Sept. to Oct.	Oct. to Nov. ^P	Nov. to Dec. ^P	Dec. to Jan. ^P	Jan. to Feb. ^P
Broadwoven fabric mills - Continued									
Narrow fabric mills and schiffli embroidery.....	31322		11.6	0.5	0.0	0.6	2.0	-0.3	
Narrow fabric mills and schiffli embroidery.....	313220		11.6	0.5	0.0	0.6	2.0	-0.3	
Primary products.....		313220-P	10.9	0.7	0.0	0.6	2.0	-0.3	
Woven narrow fabrics (12 inches or less in width).....		313220-2	9.6	-0.7	-0.1	1.1	3.0	0.0	
Braided narrow fabrics (12 inches or less in width).....		313220-4	12.8	3.0	0.0	0.0	-0.4	-2.2	
Secondary products and miscellaneous receipts.....		313220-SM							
Secondary products.....		313220-S	17.8	0.0	0.0	0.1	0.3	0.1	
Nonwoven fabric mills.....	31323		7.4	-0.6	0.0	-0.1	0.3	0.8	
Nonwoven fabric mills.....	313230		7.4	-0.6	0.0	-0.1	0.3	0.8	
Primary products.....		313230-P	6.8	-0.7	0.0	-0.1	0.3	0.8	
Nonwoven fabrics.....		313230-1	6.4	-0.8	0.0	-0.1	0.4	1.0	
Pressed, punched, or needled felts, excluding hats.....		313230-5	9.5	0.1	1.4	-0.6	-0.3	1.2	
Secondary products and miscellaneous receipts.....		313230-SM1							
Knit fabric mills.....	31324		12.0	0.9	-0.1	0.4	0.7	0.0	
Knit fabric mills.....	313240		12.0	0.9	-0.1	0.4	0.7	0.0	
Primary products.....		313240-P	12.5	1.0	-0.1	0.5	0.7	0.0	
Weft (circular) knit fabrics.....		313240-2	10.8	2.3	0.0	0.0	0.0	0.0	
Weft (circular) knit fabrics, greige goods (excluding hosiery).....		313240-21	4.0	0.0	0.0	0.0	0.0	0.0	
Weft (circular) knit fabrics, knit and finished in the same establishment (excl hosiery).....		313240-23	14.9	3.7	0.0	0.0	0.0	-0.1	
Other knit fabrics and laces.....		313240-4	14.2	-0.3	-0.1	0.9	1.4	0.0	
Warp knit fabrics, greige goods (excluding hosiery).....		313240-41	16.8	0.0	-0.7	0.0	0.2	-0.3	
Warp knit fabrics, knit and finished in same establishment.....		313240-43	15.9	-0.4	0.0	1.3	2.6	0.3	
Secondary products and miscellaneous receipts.....		313240-SM1							
Textile and fabric finishing mills.....	3133		3.7	0.5	0.1	-1.6	-1.2	-0.1	
Textile and fabric finishing mills.....	31331		1.5	0.5	0.0	-2.2	-2.1	-0.8	
Textile and fabric finishing mills.....	313310		1.5	0.5	0.0	-2.2	-2.1	-0.8	
Primary products.....		313310-P	1.7	0.6	0.0	-2.3	-2.1	-0.9	
Textile and fabric finishing, except broadwoven.....		313310-B	8.1	2.4	-0.3	-0.6	-4.0	-6.2	
Finished broadwoven fabrics, finished in finishing mills.....		313310-4	-3.4	-0.6	0.2	-3.3	-1.4	1.2	
Commission finishing of cotton broadwoven fabrics.....		313310-43	7.6	0.2	0.6	0.5	5.2	0.5	
Other finished broadwoven fabrics (excl. cotton and wool), finished in finishing mills.....		313310-45	-13.3	-1.1	-0.3	-6.5	-6.4	0.0	
Other commission finishing of broadwoven fabrics (excl. cotton & wool).....		313310-47	7.8	0.1	1.2	1.4	1.5	2.4	
Secondary products and miscellaneous receipts.....		313310-SM							
Fabric coating mills.....	31332		9.0	0.5	0.2	-0.2	0.8	1.5	
Fabric coating mills.....	313320		9.0	0.5	0.2	-0.2	0.8	1.5	
Primary products.....		313320-P	9.3	0.5	0.1	-0.2	0.8	1.5	
Vinyl coated fabrics, including expanded vinyl coated.....		313320-1	6.0	0.7	-0.4	0.0	0.2	-0.4	
Rubber coated fabrics, garments, and footwear.....		313320-4	13.7	1.3	0.0	0.0	0.0	3.4	
Coated or laminated fabrics and coated yarns, incl. impregnated fabrics.....		313320-5	9.9	0.3	0.4	-0.3	1.2	2.1	
Secondary products and miscellaneous receipts.....		313320-SM							
Secondary products.....		313320-S	4.2	0.0	3.1	-0.2	0.0	0.0	
Textile product mills.....	314		4.4	0.6	0.6	-0.5	0.8	-0.2	
Textile furnishings mills.....	3141		2.4	1.1	0.7	-1.1	0.4	-0.1	
Carpet and rug mills.....	31411		0.8	0.6	1.0	-1.8	0.5	-0.1	
Carpet and rug mills.....	314110		0.8	0.6	1.0	-1.8	0.5	-0.1	
Primary products.....		314110-P	0.5	0.6	0.8	-1.8	0.5	-0.1	
Carpet and rugs.....		314110-0	0.5	0.6	0.8	-1.8	0.5	-0.1	
Secondary products and miscellaneous receipts.....		314110-SM							
Curtain and linen mills.....	31412		5.8	2.1	0.0	0.3	0.0	0.0	
Curtain and linen mills.....	314120		5.8	2.1	0.0	0.3	0.0	0.0	
Primary products.....		314120-P	5.2	2.4	0.0	0.0	0.0	0.0	
Curtains and draperies, made from purchased materials.....		314120-1	9.4	6.2	0.0	0.0	0.0	0.0	
Other household textile products, made from purchased materials.....		314120-8	4.0	1.3	0.0	0.0	0.0	0.0	
Bedspreads, made from purchased materials.....		314120-83	5.5	0.0	0.0	0.0	0.0	0.0	
Other household furnishings, made from purchased materials.....		314120-89	3.4	1.6	0.0	0.0	0.0	0.0	
Secondary products and miscellaneous receipts.....		314120-SM							
Miscellaneous receipts.....		314120-M	9.7	0.0	0.0	2.5	0.0	0.0	

See footnotes at end of table.

Table 12. Producer price index percentage changes for the net output of selected industries and their products, not seasonally adjusted — Continued
 [February 2023]

Title ¹	Industry code	Product code	Unadjusted 12-month percent change ²	Unadjusted 1-month percent change ²				
			Feb. 2022 to Feb. 2023 ^P	Sept. to Oct.	Oct. to Nov. ^P	Nov. to Dec. ^P	Dec. to Jan. ^P	Jan. to Feb. ^P
Curtain and linen mills - Continued								
Secondary products.....		314120-S	9.7	1.8	1.4	0.5	0.0	-0.2
Other textile product mills.....	3149		6.9	-0.1	0.6	0.2	1.4	-0.4
Textile bag and canvas mills.....	31491		3.4	0.0	0.0	0.3	0.9	0.0
Textile bag and canvas mills.....	314910		3.4	0.0	0.0	0.3	0.9	0.0
Primary products.....		314910-P	3.4	0.0	0.0	0.4	0.7	0.0
Textile bags.....		314910-1	-	0.0	0.0	0.0	5.5	-
Canvas and related products.....		314910-5	3.2	0.0	0.0	0.4	0.0	0.0
Secondary products and miscellaneous receipts.....		314910-SM						
Miscellaneous receipts.....		314910-M	0.0	0.0	0.0	0.0	0.0	0.0
Secondary products.....		314910-S	7.1	0.0	0.2	0.0	2.1	0.0
All other textile product mills.....	31499		8.7	-0.1	0.8	0.2	1.6	-0.6
Rope, twine, tire cord, and tire fabric mills.....	314994		0.1	-1.0	-2.2	-0.2	1.1	-2.2
Primary products.....		314994-P	-0.4	-1.1	-2.4	-0.2	1.0	-2.3
Rope, cordage, and twine.....		314994-4	3.7	-1.1	-0.5	-0.5	4.7	-0.2
Tire cord and tire fabrics.....		314994-7	-3.9	-1.2	-3.5	0.0	-1.8	-3.9
Secondary products and miscellaneous receipts.....		314994-SM						
Miscellaneous receipts.....		314994-M	14.6	0.6	-0.2	0.0	8.0	0.0
All other miscellaneous textile product mills.....	314999		11.8	0.2	1.8	0.3	1.8	0.0
Primary products.....		314999-P	13.0	0.3	1.8	0.3	2.0	0.0
Embroideries (excluding Schiffl machine products) and embroidery contractors.....		314999-6	3.2	0.0	0.6	0.0	1.0	0.0
Trimmings and findings, excluding automobile and apparel.....		314999-7	9.3	0.0	0.0	-7.2	7.0	0.0
All other miscellaneous fabricated textile products.....		314999-8	14.3	0.4	2.3	0.3	2.2	0.0
Secondary products and miscellaneous receipts.....		314999-SM						
Miscellaneous receipts.....		314999-M	8.0	0.0	4.1	-0.1	1.1	0.0
Secondary products.....		314999-S	3.5	0.0	0.0	0.7	0.0	0.0
Apparel manufacturing.....	315		3.2	0.0	0.6	0.0	0.4	0.1
Apparel knitting mills.....	3151		2.2	0.0	0.0	0.0	-0.2	0.0
Apparel Knitting Mills.....	31512		-	-	-	-	-0.2	0.0
Apparel knitting mills.....	315120		-	-	-	-	-0.2	0.0
Primary products.....		315120-P	-	-	-	-	-0.2	0.0
Hosiery and socks.....		315120-1	2.9	0.0	0.0	0.0	-0.2	0.0
Hosiery and socks.....		315120-10	2.9	0.0	0.0	0.0	-0.2	0.0
Other apparel knitting mills.....		315120-2	-	0.0	0.0	0.0	0.0	-
Secondary products and miscellaneous receipts.....		315120-SM						
Cut and sew apparel manufacturing.....	3152		2.8	0.0	0.8	0.0	0.5	0.1
Cut and sew apparel contractors.....	31521		3.2	0.2	3.0	0.0	0.0	0.0
Cut and sew apparel contractors.....	315210		3.2	0.2	3.0	0.0	0.0	0.0
Primary products.....		315210-P	3.3	0.2	3.1	0.0	0.0	0.0
Contract receipts for women's, girls', and infants' apparel.....		315210-2	-	0.0	0.0	-	-	-
Contract receipts for men's and boys' (including unisex) apparel.....		315210-4	8.0	0.5	7.5	0.0	0.0	0.0
Contract receipts for men's and boys' pants, work apparel, and other outerwear.....		315210-48	9.8	0.9	8.8	0.0	0.0	0.0
Secondary products and miscellaneous receipts.....		315210-SM						
Cut and sew apparel manufacturing (except contractors).....	31525		-	-	-	-	0.7	0.1
Cut and sew apparel manufacturing (except contractors).....	315250		-	-	-	-	0.7	0.1
Primary products.....		315250-P	-	-	-	-	0.7	0.1
Men's and boys' cut and sew apparel manufacturing.....		315250-1	6.4	0.0	0.6	0.0	0.6	0.2
Men's and boys' nightwear, robes, and underwear, made from purchased fabrics.....		315250-11	0.0	0.0	0.0	0.0	0.0	0.0
Men's and boys' suits, coats, and overcoats, made from purchased fabrics.....		315250-12	-	-	-	-	-	0.0
Men's and boys' shirts, except work shirts, made from purchased fabrics.....		315250-13	0.7	0.0	0.0	0.0	2.4	0.0
Men's and boys' pants, except work pants, made from purchased fabrics.....		315250-14	-	-	-	-	-	0.0
Men's and boys' work clothing, made from purchased fabrics.....		315250-15	5.5	0.0	0.6	0.0	0.0	0.8
Men's and boys' other outerwear, made from purchased fabrics.....		315250-16	22.1	0.0	2.2	0.0	1.0	0.2
Women's, girls', and infants' cut and sew apparel manufacturing.....		315250-2	0.3	-0.2	0.0	0.0	0.0	0.1
Women's and girls' lingerie and nightwear, made from purchased fabrics.....		315250-21	0.7	0.0	0.0	0.0	0.0	0.0
Women's and girls' blouses and shirts, made from purchased fabrics.....		315250-22	0.1	0.0	0.0	0.0	0.0	0.0
Women's and girls' dresses, made from purchased fabrics.....		315250-23	0.0	0.0	0.0	0.0	0.0	0.0
Women's and girls' suits, coats, and skirts, made from purchased fabrics.....		315250-24	-4.3	-4.8	0.0	0.0	0.0	0.5

See footnotes at end of table.

Table 12. Producer price index percentage changes for the net output of selected industries and their products, not seasonally adjusted — Continued
 [February 2023]

Title ¹	Industry code	Product code	Unadjusted 12-month percent change ²	Unadjusted 1-month percent change ²				
				Feb. 2022 to Feb. 2023 ^P	Sept. to Oct.	Oct. to Nov. ^P	Nov. to Dec. ^P	Dec. to Jan. ^P
Cut and sew apparel manufacturing (except contractors) - Continued								
Women's and girls' other outerwear, made from purchased fabrics.....		315250-25	1.5	0.0	-0.2	0.0	0.0	0.1
Other cut and sew apparel manufacturing.....		315250-3	—	—	—	—	2.9	0.1
Fur and leather apparel, made from purchased materials.....		315250-31	8.6	0.0	1.7	0.0	1.6	0.0
All other cut and sew apparel, made from purchased materials.....		315250-32	3.1	-0.1	0.0	0.0	3.1	0.1
Secondary products and miscellaneous receipts.....		315250-SM						
Miscellaneous receipts.....		315250-M	—	—	—	—	—	0.0
Secondary products.....		315250-S	2.5	0.2	0.2	0.0	0.0	0.0
Accessories and other apparel manufacturing.....	3159		7.9	0.1	0.0	0.1	0.5	0.0
Accessories and other apparel manufacturing.....	31599		7.9	0.1	0.0	0.1	0.5	0.0
Accessories and other apparel manufacturing.....	315990		7.9	0.1	0.0	0.1	0.5	0.0
Primary products.....		315990-P	6.7	0.1	0.0	0.1	0.4	0.0
All other accessories and apparel.....		315990-B	10.8	0.0	0.0	0.2	0.0	0.0
Leather belts, made from purchased materials.....		315990-BC	3.8	0.0	0.0	0.0	0.0	0.0
All other apparel accessories, made from purchased materials.....		315990-BE	12.5	0.0	0.0	0.3	0.0	0.0
Hats, caps, and millinery products.....		315990-4	4.4	0.0	0.0	0.0	0.3	0.0
Men's and boys' fabric, straw, and felt hats, made from purchased materials....		315990-41	7.8	0.0	0.0	0.0	0.0	0.0
Women's, girls', and infants' fabric, straw, and felt hats, made from purchased materials.....		315990-43	0.0	0.0	0.0	0.0	0.0	0.0
Hat bodies and fabric caps, made from purchased materials.....		315990-45	4.5	0.0	0.0	0.0	3.1	0.0
Gloves and mittens, made from purchased materials.....		315990-7	6.9	0.8	0.0	0.0	1.9	0.0
Secondary products and miscellaneous receipts.....		315990-SM						
Miscellaneous receipts.....		315990-M	11.5	0.0	0.0	0.0	0.3	0.0
Secondary products.....		315990-S	4.3	0.0	0.0	0.0	2.5	0.0
Leather and allied product manufacturing.....	316		6.0	0.1	0.0	-0.2	1.2	0.1
Leather and hide tanning and finishing.....	3161		2.9	-0.6	-0.8	-1.0	1.2	-0.7
Leather and hide tanning and finishing.....	31611		2.9	-0.6	-0.8	-1.0	1.2	-0.7
Leather and hide tanning and finishing.....	316110		2.9	-0.6	-0.8	-1.0	1.2	-0.7
Primary products.....		316110-P	2.5	-0.6	-0.8	-1.0	1.2	-0.7
Finished and unfinished leather.....		316110-1	0.7	-0.7	-1.0	-1.2	1.2	-0.8
Tanning or finishing leather owned by others, and furs, dressed and dyed or bleached.....		316110-2	13.3	0.0	0.0	0.0	0.9	0.0
Contract and commission receipts for tanning or finishing leather owned by others.....		316110-21	13.5	0.0	0.0	0.0	1.1	0.0
Secondary products and miscellaneous receipts.....		316110-SM						
Footwear manufacturing.....	3162		8.9	0.5	0.2	0.1	0.0	0.8
Footwear manufacturing.....	31621		8.9	0.5	0.2	0.1	0.0	0.8
Footwear manufacturing.....	316210		8.9	0.5	0.2	0.1	0.0	0.8
Primary products.....		316210-P	9.4	0.5	0.2	0.1	0.0	0.8
Rubber and plastics footwear, including athletic footwear.....		316210-1	2.1	0.0	0.0	0.4	0.1	0.0
Men's footwear (size 6 and larger), excluding athletic.....		316210-2	15.6	0.8	0.4	0.0	0.0	1.5
Women's footwear (size 4 and larger), excluding athletic.....		316210-5	3.5	0.5	0.1	0.0	0.0	0.0
Secondary products and miscellaneous receipts.....		316210-SM						
Miscellaneous receipts.....		316210-M	10.1	0.0	1.0	0.0	0.0	0.2
Other leather product manufacturing.....	3169		4.4	0.1	0.1	0.1	2.6	0.0
Other leather product manufacturing.....	31699		4.4	0.1	0.1	0.1	2.6	0.0
Other leather and allied product manufacturing.....	316990		—	—	—	—	2.6	0.0
Primary products.....		316990-P	—	—	—	—	2.6	0.0
Women's and children's handbags and purses.....		316990-1	0.3	0.1	0.0	0.0	0.0	0.1
All other leather goods and allied products.....		316990-2	5.5	0.1	0.1	0.1	3.4	0.0
Luggage (including suitcases, travel bags, backpacks, and other types).....		316990-21	5.5	0.0	0.0	0.0	5.3	0.0
Personal leather goods (excluding women's handbags and purses).....		316990-22	0.7	0.0	0.0	0.0	0.2	0.0
Boot and shoe cut stock and findings.....		316990-24	6.0	1.4	0.0	0.0	0.0	0.0
All other miscellaneous leather goods.....		316990-25	5.5	0.0	0.3	0.2	2.5	0.0
Secondary products and miscellaneous receipts.....		316990-SM						
Miscellaneous receipts.....		316990-M	5.4	0.0	0.0	0.0	2.5	0.1
Wood product manufacturing.....	321		-17.0	-1.8	-1.5	-2.0	-1.2	-0.1
Sawmills and wood preservation.....	3211		-34.3	-2.5	-1.8	-3.4	-0.6	1.0
Sawmills and wood preservation.....	32111		-34.3	-2.5	-1.8	-3.4	-0.6	1.0
Sawmills.....	321113		-38.9	-3.1	-2.2	-3.9	-0.4	1.1

See footnotes at end of table.

Table 12. Producer price index percentage changes for the net output of selected industries and their products, not seasonally adjusted — Continued
 [February 2023]

Title ¹	Industry code	Product code	Unadjusted 12-month percent change ²	Unadjusted 1-month percent change ²				
			Feb. 2022 to Feb. 2023 ^P	Sept. to Oct.	Oct. to Nov. ^P	Nov. to Dec. ^P	Dec. to Jan. ^P	Jan. to Feb. ^P
Sawmills - Continued								
Primary products.....		321113-P	-41.8	-3.4	-2.2	-4.6	-0.3	1.2
Hardwood lumber, made in sawmills.....		321113-1	-30.2	-11.3	-9.4	-4.3	14.6	-3.9
Softwood lumber, made in sawmills.....		321113-3	-49.4	-2.0	-0.9	-6.0	-5.8	3.6
Softwood dressed lumber, less than 2 inches in nominal thickness, not edge worked.....		321113-32	-10.0	2.5	2.5	0.6	-1.4	-5.4
Softwood dressed 2-inch lumber, 2 inches in nominal thickness only, not edge worked.....		321113-33	-61.6	-3.5	-1.2	-10.7	-9.3	8.5
Softwood dressed lumber and timbers, more than 2 inches in nominal thickness, not edge worked.....		321113-34	-54.3	-4.1	-3.3	-0.3	-8.2	1.7
Wood chips, excluding field chips.....		321113-5	1.6	-0.1	-0.9	2.3	0.0	0.2
Wood ties, siding, shingles, and shakes, and contract sawing of logs owned by others.....		321113-7	6.7	0.2	-0.1	1.3	1.2	0.0
Secondary products and miscellaneous receipts.....		321113-SM						
Wood preservation.....	321114		-5.8	0.0	-0.2	-1.4	-1.2	0.4
Primary products.....		321114-P	-5.5	0.0	0.2	-1.3	-0.6	0.5
Wood poles, piles, and posts owned and treated by the same establishment.....		321114-1	32.9	-0.3	0.6	1.1	-1.1	-0.8
Other wood products owned and treated by the same establishment.....		321114-5	-17.0	0.2	0.0	-2.6	-0.4	2.1
Receipts for treating wood owned by others w/ arsenical chemicals, creosote, & other chemicals.....		321114-9	2.0	-0.3	-0.5	-0.5	4.0	0.3
Secondary products and miscellaneous receipts.....		321114-SM						
Plywood and engineered wood product mfg.....	3212		-29.4	-2.4	-2.8	-3.9	-2.8	-1.7
Plywood and engineered wood product mfg.....	32121		-29.4	-2.4	-2.8	-3.9	-2.8	-1.7
Hardwood veneer and plywood manufacturing.....	321211		11.6	1.7	-0.4	-0.7	1.5	-0.8
Primary products.....		321211-P	11.0	1.8	-0.8	-0.2	1.1	-0.9
Hardwood veneer, including veneer backed with paper, cloth, or other flexible material.....		321211-1	10.1	0.3	0.3	0.2	0.4	0.2
Hardwood plywood.....		321211-4	5.7	3.9	-1.6	-0.8	0.6	-2.9
Hardwood veneered panels, including two-ply veneers.....		321211-7	27.2	-1.3	-0.5	0.4	4.0	0.4
Secondary products and miscellaneous receipts.....		321211-SM						
Softwood veneer and plywood manufacturing.....	321212		-32.2	-4.9	-5.8	-0.7	-3.1	-1.6
Primary products.....		321212-P	-38.2	-5.9	-7.0	-2.3	-3.3	-1.3
Softwood veneer, incl. veneer backed w/ paper, cloth, or other flexible material.....		321212-1	-29.5	-6.5	-6.5	-5.1	-2.6	-4.0
Softwood plywood products: rough, sanded, and specialties.....		321212-4	-39.6	-5.7	-7.1	-1.6	-3.8	0.3
Secondary products and miscellaneous receipts.....		321212-SM						
Secondary products.....		321212-S	13.9	0.0	0.3	7.0	-0.8	-4.4
Engineered wood member manufacturing.....	321215		-	-	-	-	-1.1	-3.4
Primary products.....		321215-P	-	-	-	-	-0.7	-3.2
Engineered wood members (excluding trusses).....		321215-1	3.3	-0.1	-3.2	-0.3	0.0	-1.3
Laminated veneer lumber.....		321215-11	12.2	-0.1	0.0	-0.5	0.0	0.0
Other engineered structural wood members, excluding trusses & laminated veneer lumber.....		321215-12	-3.6	0.0	-6.0	-0.2	0.0	-2.0
Wood trusses.....		321215-2	-23.3	-2.2	-5.0	-3.0	-1.0	-3.9
Secondary products and miscellaneous receipts.....		321215-SM						
Reconstituted wood product manufacturing.....	321219		-44.1	-2.7	-0.3	-8.4	-6.4	0.2
Primary products.....		321219-P	-44.6	-2.7	-0.3	-8.4	-6.6	0.0
Hardboard products.....		321219-B	9.2	3.1	-0.2	-0.5	-0.5	0.0
Particleboard made from particleboard produced at the same location.....		321219-1	6.8	-1.8	0.2	-1.7	0.6	0.0
Secondary products and miscellaneous receipts.....		321219-SM						
Other wood product manufacturing.....	3219		-0.1	-1.2	-0.8	-0.7	-0.6	0.2
Millwork.....	32191		2.3	-0.4	-0.7	-1.1	-0.3	1.4
Wood window and door manufacturing.....	321911		12.0	0.6	-0.2	-0.9	-0.1	3.3
Primary products.....		321911-P	12.7	0.7	-0.2	-1.0	-0.1	3.3
Wood window units.....		321911-1	17.9	0.0	0.0	0.0	0.0	4.0
Double hung wood window units.....		321911-11	11.7	0.0	0.0	0.0	0.0	3.9
Casement wood window units.....		321911-12	19.9	0.0	0.0	0.0	0.0	4.0
All other wood window units, including horizontal sliding, awning and single hung.....		321911-13	27.8	0.0	0.0	0.0	0.0	4.4
Wood sash, excluding sash shipped in window units.....		321911-3	19.9	0.0	0.0	0.0	0.0	4.5
Wood window & door frames, incl. door frames in door units, excl. window frames in window units.....		321911-5	-12.4	0.0	-2.0	-7.1	-1.1	0.3
Wood panel, flush, & molded face doors, interior & exterior, incl. doors with glazed sections.....		321911-7	18.7	3.0	0.1	0.1	0.9	4.1
Other wood doors, incl. garage, patio, bifold, cabinet, screen, storm and louver.....		321911-9	17.2	-0.3	0.1	0.0	-0.5	4.0

See footnotes at end of table.

Table 12. Producer price index percentage changes for the net output of selected industries and their products, not seasonally adjusted — Continued
 [February 2023]

Title ¹	Industry code	Product code	Unadjusted 12-month percent change ²	Unadjusted 1-month percent change ²					
				Feb. 2022 to Feb. 2023 ^P	Sept. to Oct.	Oct. to Nov. ^P	Nov. to Dec. ^P	Dec. to Jan. ^P	Jan. to Feb. ^P
Wood window and door manufacturing - Continued									
Secondary products and miscellaneous receipts.....		321911-SM							
Secondary products.....		321911-S	5.7	0.6	-0.6	-1.2	-0.3	3.9	
Cut stock, resawing lumber, and planing.....	321912		-8.1	-1.9	-1.8	-1.9	-0.3	-0.6	
Primary products.....		321912-P	-12.7	-2.5	-2.3	-2.5	-0.4	1.5	
Softwood lumber, made from purchased lumber.....		321912-3	-18.5	-1.6	-2.4	-4.1	-0.6	2.0	
Hardwood cut stock and dimension.....		321912-6	-16.5	-4.8	-1.3	-1.2	0.0	0.0	
Softwood cut stock and dimension.....		321912-8	-34.3	-2.9	-1.8	-4.4	-2.5	3.4	
Sawn wood fence stock, wood lath, and contract resawing and planing.....		321912-9	44.6	0.0	0.0	0.0	0.0	0.0	
Secondary products and miscellaneous receipts.....		321912-SM							
Other millwork, including flooring.....	321918		0.1	0.0	-0.1	-0.5	-0.4	-0.1	
Primary products.....		321918-P	1.3	-0.3	-0.3	-0.6	0.1	0.1	
Wood moldings.....		321918-2	3.3	0.0	0.0	-0.9	-0.6	-0.3	
Other wood millwork products, including stairwork, exterior millwork, and softwood flooring.....		321918-5	-7.1	-2.6	-2.9	-1.8	0.9	-0.4	
Hardwood flooring.....		321918-7	3.7	0.4	0.5	0.3	-0.4	1.4	
Hardwood flooring, other than oak and maple.....		321918-72	5.6	0.0	-0.1	0.0	0.0	0.0	
Oak and maple hardwood flooring.....		321918-73	3.2	0.5	0.7	0.3	-0.5	1.5	
Secondary products and miscellaneous receipts.....		321918-SM							
Miscellaneous receipts.....		321918-M	-	0.6	2.6	-	-	-	
Secondary products.....		321918-S	-16.3	5.4	1.7	-7.2	-0.8	-2.4	
Wood container and pallet manufacturing.....	32192		-5.0	-2.9	-1.7	-0.5	-0.5	-2.1	
Wood container and pallet manufacturing.....	321920		-5.0	-2.9	-1.7	-0.5	-0.5	-2.1	
Primary products.....		321920-P	-6.0	-3.0	-1.9	-0.4	-0.5	-2.1	
Nailed and lock-corner wood boxes.....		321920-1	1.0	0.0	0.0	-0.2	0.2	0.0	
Wood box and crate shoo.....		321920-3	-9.6	-3.5	-5.8	-0.7	0.0	0.4	
Wood pallets and pallet containers, wood and metal combination.....		321920-5	-4.9	-2.0	-1.8	-0.4	-0.6	-2.4	
Other wood container parts and wood containers.....		321920-7	-	-14.6	0.0	0.0	0.0	-	
Secondary products and miscellaneous receipts.....		321920-SM							
Miscellaneous receipts.....		321920-M	-4.8	-1.6	0.2	-1.5	-1.7	-11.4	
Secondary products.....		321920-S	1.0	-0.2	-0.7	-1.1	-0.2	0.5	
All other wood product manufacturing.....	32199		-0.9	-1.8	-0.3	0.1	-1.2	-0.3	
Manufactured home, mobile home, manufacturing.....	321991		0.0	-0.7	-0.3	0.0	-1.3	-0.6	
Primary products.....		321991-P	0.0	-0.8	-0.3	0.0	-1.3	-0.6	
Manufactured homes (mobile homes), all width sizes (incl. multisection).....		321991-1	0.0	-0.8	-0.3	0.0	-1.3	-0.6	
Secondary products and miscellaneous receipts.....		321991-SM							
Prefabricated wood building manufacturing.....	321992		-1.7	-1.2	1.0	0.7	-2.6	-0.1	
Primary products.....		321992-P	0.3	-1.3	0.4	-0.1	-2.7	-0.1	
Prefabricated stationary wood buildings, components (not sold as complete units).....		321992-1	11.0	0.0	-0.2	0.0	8.5	0.0	
Prefabricated stationary wood buildings, shipped in panel form (complete units).....		321992-5	-10.1	-1.7	2.5	-0.3	-8.3	-0.2	
Prefabricated stationary wood buildings, precut packages (complete units).....		321992-6	7.3	0.1	0.1	-0.1	-1.3	-0.1	
Prefabricated stationary wood buildings, shipped in three-dimensional assemblies.....		321992-7	4.3	-3.2	0.0	0.0	0.4	0.0	
Prefabricated stationary wood buildings, three-dimensional assemblies, residential.....		321992-71	3.9	-3.8	0.0	0.0	0.4	0.0	
Prefabricated stationary wood buildings, three-dimensional assemblies, nonresidential.....		321992-72	5.9	0.0	0.0	0.0	0.0	0.0	
Secondary products and miscellaneous receipts.....		321992-SM							
Miscellaneous receipts.....		321992-M	-12.6	-0.7	5.1	5.8	-2.6	-0.1	
Miscellaneous wood product manufacturing.....	321999		-1.3	-3.4	-1.1	-0.2	0.0	0.0	
Primary products.....		321999-P	-1.8	-3.5	-1.2	-0.2	-0.4	0.1	
All other miscellaneous wood products.....		321999-0	-1.8	-3.5	-1.2	-0.2	-0.4	0.1	
Secondary products and miscellaneous receipts.....		321999-SM							
Paper manufacturing.....	322		11.0	0.7	0.7	0.2	0.1	0.0	
Pulp, paper & paperboard mills.....	3221		11.7	0.8	1.8	-0.3	0.3	-0.5	
Pulp mills.....	32211		24.6	0.7	5.5	-4.5	5.8	-3.0	
Pulp mills.....	322110		24.6	0.7	5.5	-4.5	5.8	-3.0	
Primary products.....		322110-P	24.6	0.7	5.5	-4.5	5.8	-3.0	
Special alpha and dissolving wood pulp, incl. sulfite and sulfate and other wood pulp.....		322110-6	26.4	0.3	6.3	-5.4	6.1	-3.4	
All other miscellaneous pulp, other than wood, and pulp mill by-products, incl. turpentine.....		322110-9	18.6	2.6	2.5	-1.1	3.5	0.0	

See footnotes at end of table.

Table 12. Producer price index percentage changes for the net output of selected industries and their products, not seasonally adjusted — Continued
[February 2023]

Title ¹	Industry code	Product code	Unadjusted 12-month percent change ²	Unadjusted 1-month percent change ²					
				Feb. 2022 to Feb. 2023 ^P	Sept. to Oct.	Oct. to Nov. ^P	Nov. to Dec. ^P	Dec. to Jan. ^P	Jan. to Feb. ^P
Pulp mills - Continued									
Paper mills.....	32212		14.4	1.4	2.6	0.2	0.1	0.3	
Paper mills.....	322120		13.9	1.3	2.6	0.1	0.1	0.3	
Primary products.....		322120-P	14.2	1.2	1.7	-0.2	0.6	0.4	
Bleached bristol, clay-coated, uncoated, and industrial converted paper.....		322120-1	15.6	1.3	-0.2	0.3	1.4	1.5	
Construction paper.....		322120-2	-	-	-	-	-	0.0	
Sanitary tissue paper products, made in paper mills.....		322120-4	14.6	1.4	3.6	-0.9	1.3	-0.4	
Newsprint and uncoated ground-wood paper.....		322120-5	16.4	3.3	2.5	1.4	-5.3	1.5	
Newsprint.....		322120-51	-	1.8	-0.9	-2.3	-	-	
Secondary products and miscellaneous receipts.....		322120-SM							
Paperboard mills.....	32213		6.9	0.0	0.2	-0.4	-0.3	-1.1	
Paperboard mills.....	322130		6.8	0.0	0.2	-0.4	-0.3	-1.1	
Primary products.....		322130-P	6.7	0.3	0.3	-0.4	-0.4	-1.0	
Bleached packaging and industrial converting paperboard.....		322130-B	10.7	1.2	1.7	0.0	0.0	0.0	
Unbleached kraft packaging and industrial converting paperboard.....		322130-1	5.8	0.0	0.0	0.0	0.0	-0.6	
Recycled paperboard.....		322130-7	4.9	0.2	-0.1	-1.3	-1.8	-1.7	
Secondary products and miscellaneous receipts.....		322130-SM							
Secondary products.....		322130-S	-	-3.5	-	-	-	-	
Converted paper product mfg.....	3222		10.1	0.6	0.0	0.4	0.0	0.2	
Paper container mfg.....	32221		9.2	0.2	0.4	-0.1	-0.1	0.2	
Corrugated and solid fiber box manufacturing.....	322211		6.3	0.0	-0.1	-0.3	-0.4	0.1	
Primary products.....		322211-P	7.0	0.0	0.0	-0.4	-0.5	0.0	
Corrugated and solid fiber boxes, including pallets.....		322211-0	7.0	0.0	0.0	-0.4	-0.5	0.0	
Corrugated shipping containers for food and beverages and carryout boxes for retail food.....		322211-01	5.6	0.0	-0.3	-0.1	-0.6	-0.2	
Corrugated shipping containers for paper and allied products.....		322211-02	6.9	0.0	0.0	-0.5	-1.3	3.4	
Corrugated shipping containers for metal and electrical machinery.....		322211-03	7.8	-0.1	0.1	-0.1	-1.7	-0.5	
Corrugated shipping containers for all other end uses.....		322211-04	9.9	0.0	-0.1	-0.1	0.3	-0.3	
Corrugated paperboard in sheets and rolls, lined and unlined.....		322211-05	7.3	0.1	0.1	-1.1	-0.9	-0.1	
Other corrugated and solid fiber products, including containers, pallets, pads, etc.....		322211-09	7.7	-0.1	0.0	0.0	0.4	-1.0	
Secondary products and miscellaneous receipts.....		322211-SM							
Miscellaneous receipts.....		322211-M	1.2	-0.9	-0.5	-0.2	0.0	4.4	
Secondary products.....		322211-S	5.1	0.0	0.8	0.0	1.7	0.0	
Folding paperboard box manufacturing.....	322212		16.5	0.9	1.8	0.7	0.2	0.3	
Primary products.....		322212-P	17.5	0.9	1.9	0.7	0.2	0.3	
Folding paperboard boxes, packaging, and packaging components.....		322212-0	17.5	0.9	1.9	0.7	0.2	0.3	
Secondary products and miscellaneous receipts.....		322212-SM							
Other paperboard container manufacturing.....	322219		13.5	0.3	0.5	0.2	1.6	0.3	
Primary products.....		322219-P	14.6	0.3	0.5	0.2	1.8	0.3	
Setup (rigid) paperboard boxes.....		322219-1	25.6	-0.3	3.4	0.8	3.2	0.9	
Paperboard fiber drums with ends of any material.....		322219-7	-5.6	-0.2	-0.3	0.0	-0.1	-3.1	
Fiber cans, tubes, and similar fiber products.....		322219-8	13.1	0.5	0.0	0.1	0.2	2.6	
Fiber cans, all fiber and composite.....		322219-81	10.7	0.6	-0.4	0.3	0.4	4.4	
Fiber cores and tubes.....		322219-82	12.4	0.4	0.2	0.0	0.0	0.0	
Paperboard cones, reels, spools, bobbins, blocks, and all vulcanized fiber products.....		322219-83	1.4	0.1	0.0	0.0	0.0	0.0	
Secondary products and miscellaneous receipts.....		322219-SM							
Miscellaneous receipts.....		322219-M	-	0.0	0.0	0.0	-	-	
Paper bag and coated and treated paper mfg.....	32222		8.3	1.3	-0.4	0.6	0.1	0.1	
Paper bag and coated and treated paper manufacturing.....	322220		8.3	1.3	-0.4	0.6	0.1	0.1	
Primary products.....		322220-P	9.3	1.4	-0.1	0.9	0.1	0.2	
Specialty bags, pouches, and liners, multiweb laminations and foil, except film-film.....		322220-C	7.7	2.8	1.3	0.2	1.2	-0.2	
Uncoated single-web paper grocers' bags and sacks and variety and shopping bags.....		322220-D	3.2	0.0	0.0	1.1	0.0	0.0	
Laminated aluminum foil rolls and sheets for flexible packaging uses.....		322220-F	17.5	10.4	0.0	0.0	2.4	0.0	
Pasted, lined, laminated, or surface-coated paperboard.....		322220-G	9.8	0.0	0.0	0.0	-2.1	0.0	
Single-web paper, rolls and sheets, including waxed, for flexible packaging uses.....		322220-H	23.2	1.6	0.0	0.5	1.0	0.0	
Multiweb laminated rolls and sheets, except foil, for flexible packaging uses.....		322220-J	10.2	1.3	0.0	0.2	-0.1	0.5	
Printing paper, coated at establishments other than where paper was produced.....		322220-K	-0.8	0.0	0.0	0.0	1.1	0.0	
Pressure-sensitive products.....		322220-N	10.2	0.1	0.2	1.1	0.0	-0.3	
Wallcoverings.....		322220-7	0.0	0.0	0.0	0.0	0.0	0.0	

See footnotes at end of table.

Table 12. Producer price index percentage changes for the net output of selected industries and their products, not seasonally adjusted — Continued
[February 2023]

Title ¹	Industry code	Product code	Unadjusted 12-month percent change ²	Unadjusted 1-month percent change ²				
				Feb. 2022 to Feb. 2023 ^P	Sept. to Oct.	Oct. to Nov. ^P	Nov. to Dec. ^P	Dec. to Jan. ^P
Paper bag and coated and treated paper manufacturing - Continued								
Converted foil for nonpackaging applications.....		322220-8	9.2	0.0	0.0	0.0	0.0	-1.9
Other coated and processed papers, except for packaging uses.....		322220-9	8.8	2.1	-2.0	3.5	-3.2	3.0
Secondary products and miscellaneous receipts.....		322220-SM						
Miscellaneous receipts.....		322220-M	-21.8	0.0	-10.4	-5.8	0.6	-2.9
Stationery product mfg.	32223		23.9	2.2	-3.2	4.9	-0.5	1.5
Stationery product manufacturing.....	322230		23.9	2.2	-3.2	4.9	-0.5	1.5
Primary products.....		322230-P	24.2	2.4	-3.7	5.0	-0.6	1.6
Die-cut paper and paperboard office supplies.....		322230-4	29.9	0.0	0.0	6.5	1.8	0.0
Envelopes, commercial, all types and materials.....		322230-5	21.8	0.5	0.2	0.5	-1.5	-0.3
Tablets, pads and related products.....		322230-9	22.6	0.1	3.5	2.0	1.3	3.2
Secondary products and miscellaneous receipts.....		322230-SM						
Miscellaneous receipts.....		322230-M	13.3	-1.4	7.4	-0.1	2.6	-0.7
Other converted paper product mfg.	32229		9.7	0.8	0.8	-0.1	0.2	-0.1
Sanitary paper product manufacturing.....	322291		10.6	1.0	1.0	0.0	0.5	0.6
Primary products.....		322291-P	10.1	1.6	1.0	0.2	0.5	0.6
Disposable diapers and similar disposable products, made from purchased sanitary paper stock.....		322291-2	4.2	2.4	0.0	0.0	0.0	0.0
Sanitary tissue paper products, made from purchased sanitary paper stock or wadding.....		322291-5	18.0	0.6	2.4	0.5	0.9	1.1
Secondary products and miscellaneous receipts.....		322291-SM						
Miscellaneous receipts.....		322291-M	27.5	-14.7	2.2	-6.2	6.4	0.9
All other converted paper product mfg.	322299		7.3	0.4	0.3	-0.2	-0.6	-1.9
Primary products.....		322299-P	7.3	0.4	0.3	0.0	-0.5	-1.6
Molded pulp goods, including egg cartons, florist pots, food trays, etc.....		322299-1	12.4	0.1	0.6	1.6	0.6	-0.9
Miscellaneous converted paper and paperboard products.....		322299-3	6.1	0.5	0.2	-0.4	-0.9	-1.8
Secondary products and miscellaneous receipts.....		322299-SM						
Printing and related support activities.....	323		14.3	0.3	1.0	0.7	1.2	0.5
Printing and related support activities.....	3231		14.3	0.3	1.0	0.7	1.2	0.5
Printing.....	32311		14.6	0.3	1.1	0.7	1.2	0.5
Commercial screen printing.....	323113		8.0	0.5	0.0	0.8	0.8	0.0
Primary products.....		323113-P	8.4	0.5	0.0	0.8	0.9	0.0
Screen printing on garments, apparel accessories, and other fabric articles, excluding labels.....		323113-4	5.1	0.1	0.0	0.0	0.2	0.0
Screen printing (excluding on textiles, apparel, apparel accessories, and labels).....		323113-6	16.8	1.5	0.0	2.6	2.9	0.0
Secondary products and miscellaneous receipts.....		323113-SM						
Miscellaneous receipts.....		323113-M	6.0	0.0	0.0	0.8	0.0	0.4
Secondary products.....		323113-S	6.4	0.4	0.0	0.6	0.5	0.1
Books printing.....	323117		21.2	1.1	1.4	1.0	1.7	1.0
Primary products.....		323117-P	21.0	1.2	1.6	0.4	1.8	1.3
Other book and pamphlet printing and binding.....		323117-E	2.2	0.0	0.0	1.9	-0.3	0.0
Textbook printing and binding.....		323117-1	14.1	0.7	0.1	0.0	0.1	0.0
Technical, scientific, & professional book printing & binding.....		323117-3	10.5	0.7	0.1	0.4	0.0	0.0
Religious book printing and binding.....		323117-5	19.7	1.1	0.5	0.1	0.7	0.0
General book (trade, etc.) printing & binding.....		323117-7	38.6	2.2	3.6	0.1	4.3	3.1
Secondary products and miscellaneous receipts.....		323117-SM						
Commercial printing, except screen and books.....	32311K		14.8	0.2	1.1	0.6	1.2	0.5
Primary products.....		32311K-P	12.6	0.2	0.9	0.3	1.5	0.0
Commercial lithographic printing.....		32311K-0	12.7	0.1	1.2	0.4	0.2	0.0
Other commercial and general job printing (lithographic).....		32311K-0B	18.0	0.1	4.9	0.7	0.1	0.0
Magazine and periodical printing (lithographic).....		32311K-01	15.5	0.3	0.0	1.3	0.3	0.0
Label and wrapper printing (lithographic).....		32311K-03	-	0.0	0.0	0.0	0.0	-
Catalog and directory printing (lithographic).....		32311K-05	11.1	-0.2	0.5	0.2	0.9	0.0
Advertising printing (lithographic).....		32311K-09	10.7	0.3	0.5	0.2	0.1	0.0
Commercial flexographic printing.....		32311K-2	15.8	0.2	1.2	0.0	0.8	0.0
Label and wrapper printing (flexographic).....		32311K-21	16.9	0.1	1.4	0.0	0.5	0.0
Quick printing.....		32311K-4	6.0	0.0	0.0	0.9	0.0	0.0
Digital printing.....		32311K-5	14.1	0.5	0.9	0.1	3.8	0.4
Manifold business forms printing.....		32311K-6	0.1	0.0	0.0	0.1	0.0	0.0
Other commercial printing.....		32311K-9	1.4	0.0	0.0	0.0	0.1	0.0
All other commercial and general job printing.....		32311K-9V	0.1	0.0	0.0	0.0	0.0	0.0
Secondary products and miscellaneous receipts.....		32311K-SM						

See footnotes at end of table.

Table 12. Producer price index percentage changes for the net output of selected industries and their products, not seasonally adjusted — Continued
[February 2023]

Title ¹	Industry code	Product code	Unadjusted 12-month percent change ²	Unadjusted 1-month percent change ²				
			Feb. 2022 to Feb. 2023 ^P	Sept. to Oct.	Oct. to Nov. ^P	Nov. to Dec. ^P	Dec. to Jan. ^P	Jan. to Feb. ^P
Commercial printing, except screen and books - Continued								
Miscellaneous receipts.....		32311K-M	19.9	0.1	0.0	2.1	0.0	0.0
Secondary products.....		32311K-S	43.9	0.8	5.2	4.8	0.0	2.3
Support activities for printing.....	32312		5.5	0.3	0.0	0.3	0.1	0.6
Support activities for printing.....	323120		5.5	0.3	0.0	0.3	0.1	0.6
Primary products.....		323120-P	5.7	0.3	0.0	0.3	0.0	0.7
Softcover, pamphlet, sample book, and other binding of books and materials printed elsewhere.....		323120-3	19.6	1.6	0.0	1.7	0.0	2.3
Miscellaneous binding and postpress work, incl collating, perforating, folding, gluing, etc.....		323120-5	3.1	0.0	0.0	0.0	0.1	0.7
Prepress services, excl platemaking (incl film, assembled flats, color sep., typesetting, etc.).....		323120-7	3.9	0.0	0.0	0.0	0.0	0.0
Printing plates and cylinders, prepared for printing (excl blank plates and blank cylinders).....		323120-9	0.7	0.0	0.0	0.0	0.0	0.0
Secondary products and miscellaneous receipts.....		323120-SM						
Petroleum and coal products manufacturing.....	324		1.7	5.2	-4.1	-18.0	7.2	0.7
Petroleum and coal products mfg.....	3241		1.7	5.2	-4.1	-18.0	7.2	0.7
Petroleum refineries.....	32411		0.5	5.6	-4.4	-19.3	7.7	0.7
Petroleum refineries.....	324110		0.5	5.6	-4.4	-19.3	7.7	0.7
Primary products.....		324110-P	-0.1	5.8	-4.6	-19.9	7.9	0.7
Kerosene, except jet fuel.....		324110-B	11.3	0.9	-2.0	-21.2	7.2	-3.4
Light fuel oils.....		324110-C	4.8	10.4	-3.5	-27.7	6.9	-3.2
Home heating oil and other distillates, NEC.....		324110-C1	5.7	10.5	-7.8	-12.9	2.2	-5.4
Diesel fuel.....		324110-C2	4.8	10.4	-3.4	-28.4	7.2	-3.1
Heavy fuel oils, including No. 5, No. 6, heavy diesel, gas enrichment oils, etc.....		324110-E	-31.6	-17.9	6.8	-3.3	-14.7	-5.5
Unfinished oils and lubricating oil base stock.....		324110-J	2.9	-2.6	-4.1	6.8	-20.5	-5.0
Liquefied refinery gases, including other aliphatics (feed stock and other uses).....		324110-R	-41.7	-11.4	-5.6	16.5	11.7	-30.7
Other finished petroleum products, including waxes.....		324110-T	-13.1	49.6	22.8	8.5	-13.5	-2.4
Gasoline, including finished base stocks and blending agents.....		324110-1	-5.0	4.5	-8.2	-18.5	11.4	6.7
Motor gasoline, including finished base stocks and blending agents.....		324110-12	-5.2	4.7	-8.3	-18.4	11.5	6.7
Regular gasoline.....		324110-121	-5.6	5.1	-8.8	-18.0	11.9	7.0
Mid-premium gasoline.....		324110-122	-0.7	3.3	-7.9	-19.3	12.2	6.7
Premium gasoline.....		324110-123	-1.3	2.5	-4.8	-20.9	10.1	5.3
Jet fuel.....		324110-6	22.3	0.9	-2.3	-15.8	14.0	-0.6
Asphalt.....		324110-9	-20.4	-7.4	-7.3	-37.8	9.0	3.7
Secondary products and miscellaneous receipts.....		324110-SM1						
Asphalt paving and roofing materials mfg.....	32412		11.6	-0.3	-0.1	-0.8	3.8	1.5
Asphalt paving mixture & block manufacturing.....	324121		16.8	-0.6	-0.7	-1.9	8.8	2.8
Primary products.....		324121-P	17.1	-0.7	-0.8	-2.1	9.2	2.8
Asphalt paving mixtures & blocks.....		324121-0	17.1	-0.7	-0.8	-2.1	9.2	2.8
Emulsified asphalt, including liquid additives.....		324121-0111	17.3	-0.7	-1.2	-1.4	-0.2	0.0
Other liquid asphalt and tar paving materials, including cut-backs.....		324121-0121	26.7	0.4	-1.0	-3.9	-1.3	-0.2
Asphalt and tar paving mixt. (excl liquid), incl bitum. or asph. concrete, asph. paving cement.....		324121-0131	18.7	-0.9	-0.6	-2.3	18.4	5.1
Secondary products and miscellaneous receipts.....		324121-SM						
Miscellaneous receipts.....		324121-M	8.1	0.0	0.0	0.0	0.0	1.6
Secondary products.....		324121-S	8.1	0.0	0.0	1.7	2.2	0.0
Asphalt shingle and coating materials manufacturing.....	324122		4.4	0.0	0.6	0.3	-2.6	-0.2
Primary products.....		324122-P	4.4	0.0	0.6	0.4	-2.8	-0.2
Roofing asphalts and pitches, coatings, and cements.....		324122-1	5.0	0.0	0.0	0.0	1.5	0.1
Prepared asphalt and tar roofing and siding products, incl. saturated felts for nonbuilding use.....		324122-2	4.7	0.0	0.7	0.4	-3.1	-0.2
Asphalt smooth-surfaced roll roofing and cap sheets, organic and fiberglass base.....		324122-21	13.3	0.8	0.0	0.3	-1.9	0.4
Asphalt mineral-surfaced roll roofing and cap sheets, organic and fiberglass base.....		324122-22	12.1	1.1	-0.1	0.4	0.4	0.3
Other prepared asphalt and tar products for roofing and siding.....		324122-27	8.6	0.8	0.1	-0.1	0.7	0.6
Secondary products and miscellaneous receipts.....		324122-SM						
Other petroleum and coal products mfg.....	32419		20.0	1.0	0.1	-0.2	-0.3	-0.8
Petroleum lubricating oil and grease mfg.....	324191		19.9	1.5	0.4	-0.2	-0.4	-0.5
Primary products.....		324191-P	20.5	1.6	0.3	0.0	-0.5	-0.6
Petroleum lubricating oils and greases, refined petroleum.....		324191-0	20.5	1.6	0.3	0.0	-0.5	-0.6
Lubricating oils (incl. hydraulic fluids, etc.), refined petroleum.....		324191-011	21.6	1.7	0.4	0.0	-0.6	-1.1
Secondary products and miscellaneous receipts.....		324191-SM						

See footnotes at end of table.

Table 12. Producer price index percentage changes for the net output of selected industries and their products, not seasonally adjusted — Continued
[February 2023]

Title ¹	Industry code	Product code	Unadjusted 12-month percent change ²	Unadjusted 1-month percent change ²				
				Feb. 2022 to Feb. 2023 ^P	Sept. to Oct.	Oct. to Nov. ^P	Nov. to Dec. ^P	Dec. to Jan. ^P
Petroleum lubricating oil and grease mfg. - Continued								
Miscellaneous receipts.....		324191-M	-	-3.9	2.1	-6.8	8.8	-0.2
All other petroleum and coal products mfg.....	324199		20.6	-0.6	-0.8	-0.3	0.2	-1.5
Primary products.....		324199-P	21.3	-0.6	-0.9	-0.3	0.2	-1.4
Coke oven and blast furnace products, made in coke oven establishments.....		324199-3	19.2	0.9	-2.1	0.5	3.2	0.7
All other petroleum and coal products (excl. coke oven products), made in coke oven estab.....		324199-9	29.1	-2.0	0.2	-1.1	0.1	-1.5
Secondary products and miscellaneous receipts.....		324199-SM						
Secondary products.....		324199-S	-	-	-	-	-	-
Chemical mfg.....	325		4.1	-0.5	-0.8	-0.5	0.4	0.5
Basic chemical mfg.....	3251		3.4	-1.1	-1.4	-0.8	-0.5	0.2
Petrochemical mfg.....	32511		-23.9	-5.0	-7.4	-4.8	-3.1	0.7
Petrochemical manufacturing.....	325110		-24.2	-5.2	-7.1	-5.0	-3.2	0.7
Primary products.....		325110-P	-27.9	-7.1	-5.1	-6.7	-4.1	-0.4
Secondary products and miscellaneous receipts.....		325110-SM						
Industrial gas mfg.....	32512		5.0	0.5	-5.0	-1.1	4.0	0.4
Industrial gas manufacturing.....	325120		5.0	0.5	-5.0	-1.1	4.0	0.4
Primary products.....		325120-P	5.0	0.5	-5.1	-1.1	4.0	0.4
Oxygen.....		325120-A	37.9	-0.1	0.0	0.1	0.9	-1.2
Argon and hydrogen.....		325120-C	3.4	-0.1	0.9	3.8	-1.8	0.8
Other industrial gases (including fluorocarbon and acetylene).....		325120-T	-0.5	0.4	-7.2	-2.4	6.8	0.0
Carbon dioxide.....		325120-4	30.2	-0.1	-2.5	1.9	2.2	0.3
Nitrogen.....		325120-7	20.5	2.3	-1.5	0.0	1.6	3.8
Secondary products and miscellaneous receipts.....		325120-SM						
Synthetic dye and pigment mfg.....	32513		15.1	-1.7	2.7	0.4	-0.5	0.4
Synthetic dye and pigment manufacturing.....	325130		15.1	-1.7	2.7	0.4	-0.5	0.4
Primary products.....		325130-P	15.5	-1.8	2.8	0.5	-0.5	0.4
All other inorganic pigments, including TiO ₂ , chrome colors, and other white opaque pigments.....		325130-N	18.9	-1.6	2.8	0.0	0.0	0.4
Synthetic organic dyes, pigments, lakes, and toners.....		325130-R	6.7	-2.5	2.9	1.8	-2.2	0.4
Synthetic organic dyes.....		325130-R8	-6.6	0.0	0.0	0.4	-4.6	0.9
Synthetic organic pigments, lakes, and toners.....		325130-R9	14.6	-3.6	4.1	2.4	0.0	0.0
Secondary products and miscellaneous receipts.....		325130-SM						
Secondary products.....		325130-S	11.6	0.0	0.4	0.0	-0.5	2.1
Other basic inorganic chemical manufacturing.....	32518		13.5	-2.3	-1.8	2.2	0.7	1.0
Other basic inorganic chemical manufacturing.....	325180		13.6	-2.3	-1.8	2.2	0.7	1.0
Primary products.....		325180-P	17.7	0.8	-1.6	0.1	0.9	1.1
Potassium and sodium compounds, excluding bleaches, alkalis, and alum.....		325180-A	29.0	3.6	2.7	3.2	0.8	2.2
All other inorganic chemicals.....		325180-H	9.1	-1.6	0.7	0.6	2.2	2.5
Inorganic acids, excluding nitric, sulfuric and phosphoric.....		325180-3	13.1	3.5	2.4	-2.6	0.7	-1.4
Sodium hydroxide (caustic soda).....		325180-4	30.0	3.4	0.1	-0.6	2.0	-0.8
Carbon black, all processes.....		325180-6	1.3	-6.0	-2.2	-1.5	-3.6	4.2
Other alkalis.....		325180-7	34.8	2.8	0.2	-0.2	0.1	-0.1
Sulfuric acid.....		325180-9	-	-1.9	-32.4	-	-	-
Secondary products and miscellaneous receipts.....		325180-SM						
Miscellaneous receipts.....		325180-M	-7.5	-17.5	-2.6	11.7	0.0	0.8
Secondary products.....		325180-S	33.3	-	-1.5	0.3	-2.5	-2.3
Other basic organic chemical mfg.....	32519		7.1	0.1	0.4	-1.1	-0.7	-0.4
Ethyl alcohol manufacturing.....	325193		10.7	-1.6	2.8	-3.7	-1.7	-1.0
Primary products.....		325193-P	7.4	-2.5	4.7	-6.9	-2.7	-1.1
Ethyl alcohol.....		325193-0	6.6	-2.5	4.7	-6.9	-3.3	-1.3
Distillers' dried grains (dark and light) and dried solubles.....		325193-2	-	-	-	-	1.8	-
Secondary products and miscellaneous receipts.....		325193-SM						
Secondary products.....		325193-S	9.1	0.1	-1.3	3.9	3.4	-0.4
Cyclic crude, intermediate, and gum and wood chemical mfg.....	325194		1.5	-1.4	-0.2	-0.1	0.0	1.1
Primary products.....		325194-P	6.0	0.4	0.2	-0.1	0.0	0.7
Gum and wood chemicals, including wood distillation products.....		325194-1	10.3	1.5	1.0	-0.1	0.0	-0.2
Cyclic crude and intermediate chemicals.....		325194-2	4.7	0.1	0.0	-0.1	0.0	1.0
Secondary products and miscellaneous receipts.....		325194-SM						
All other basic organic chemical manufacturing.....	325199		6.2	1.0	-0.5	-0.1	-0.3	-0.2

See footnotes at end of table.

Table 12. Producer price index percentage changes for the net output of selected industries and their products, not seasonally adjusted — Continued
 [February 2023]

Title ¹	Industry code	Product code	Unadjusted 12-month percent change ²	Unadjusted 1-month percent change ²				
				Feb. 2022 to Feb. 2023 ^P	Sept. to Oct.	Oct. to Nov. ^P	Nov. to Dec. ^P	Dec. to Jan. ^P
All other basic organic chemical manufacturing - Continued								
Primary products.....		325199-P	3.5	1.0	-0.7	-0.4	-0.4	-1.3
Natural organic chemicals.....		325199-E	6.8	0.4	0.7	-1.7	-0.6	4.3
Synthetic organic chemicals for use as flavor and perfume materials.....		325199-H	-1.4	—	0.0	0.0	-0.8	0.0
Synthetic organic plasticizers.....		325199-N	5.0	-3.7	-1.0	-9.5	4.0	2.6
Other synthetic organic chemicals.....		325199-R	-3.7	-2.9	-2.4	0.7	-1.4	0.2
Miscellaneous end use chemicals and chemical products, excluding urea.....		325199-T	7.5	4.5	0.5	1.1	-1.4	-4.5
Miscellaneous cyclic and acyclic chemicals and chemical products, excluding fatty acid esters.....		325199-V	3.3	1.9	-2.2	-1.2	1.0	0.0
Fatty acids.....		325199-1	3.6	-4.7	1.6	-5.4	0.4	-4.6
Industrial organic flavor oil mixtures and blends.....		325199-7	-10.6	-13.7	0.0	0.0	0.0	0.5
Secondary products and miscellaneous receipts.....		325199-SM						
Miscellaneous receipts.....		325199-M	10.6	1.9	0.0	1.4	0.0	0.0
Secondary products.....		325199-S	19.8	1.2	0.4	1.2	0.4	4.4
Resin, synthetic rubber, and artificial/synthetic fiber/filaments mfg.....	3252		-5.1	-2.0	-4.2	-1.5	-1.5	1.8
Resin and synthetic rubber mfg.....	32521		-6.1	-2.2	-4.5	-1.4	-1.6	1.9
Plastics material and resin manufacturing.....	325211		-6.3	-2.2	-4.6	-1.2	-1.5	2.1
Primary products.....		325211-P	-8.0	-2.6	-5.4	-1.3	-1.5	2.2
Thermoplastic resins and plastics materials.....		325211-1	-10.5	-2.9	-6.5	-1.6	-1.8	2.8
Thermosetting resins and plastics materials.....		325211-4	10.7	-0.6	1.5	0.0	0.0	-1.3
Secondary products and miscellaneous receipts.....		325211-SM						
Synthetic rubber manufacturing.....	325212		-3.0	-1.6	-3.6	-4.3	-2.7	-0.2
Primary products.....		325212-P	-3.5	-1.7	-3.9	-4.6	-2.8	-0.2
Synthetic rubber (vulcanizable elastomers).....		325212-0	-3.5	-1.7	-3.9	-4.6	-2.8	-0.2
Secondary products and miscellaneous receipts.....		325212-SM						
Artificial fibers and filaments manufacturing.....	32522		5.3	-0.2	-0.6	-1.7	-0.3	0.1
Artificial fibers and filaments manufacturing.....	325220		5.3	-0.2	-0.5	-1.7	-0.3	0.1
Primary products.....		325220-P	7.4	0.2	-0.2	-1.6	-0.3	0.1
Polyester manufactured fibers.....		325220-7	17.0	1.8	-0.8	-3.2	-1.3	0.4
Other noncellulosic organic fibers, incl. polyamide, polyolefin, and producer-textured.....		325220-9	5.1	-0.4	0.0	-1.0	0.3	0.2
Secondary products and miscellaneous receipts.....		325220-SM						
Pesticide, fertilizer, and other agricultural chemical mfg.....	3253		1.8	-1.6	1.6	-2.4	-0.7	-2.4
Fertilizer mfg.....	32531		-9.3	1.9	1.1	-4.6	-2.9	-4.4
Nitrogenous fertilizer manufacturing.....	325311		-18.0	5.1	2.9	-3.4	-7.4	-8.3
Primary products.....		325311-P	-18.0	5.3	2.9	-3.4	-7.4	-8.4
Synthetic ammonia, nitric acid, ammonium compounds, and urea.....		325311-A	-19.3	5.6	3.0	-3.5	-7.9	-9.2
Fertilizer materials of organic origin.....		325311-7	3.2	0.0	0.0	0.0	0.0	3.3
Secondary products and miscellaneous receipts.....		325311-SM						
Secondary products.....		325311-S	-10.1	-4.3	4.4	-4.3	-2.7	0.0
Phosphatic fertilizer manufacturing.....	325312		-5.9	-0.1	-0.1	-8.0	0.2	-1.4
Primary products.....		325312-P	-6.4	-0.1	-0.1	-8.3	0.2	-1.4
Phosphoric acid, superphosphates, and other phosphatic fertilizer materials.....		325312-A	-12.8	-0.1	-0.1	-11.0	0.1	-1.3
Mixed fertilizers, made in plants which manufacture fertilizer materials.....		325312-7	17.8	0.0	0.0	0.0	0.4	-1.7
Secondary products and miscellaneous receipts.....		325312-SM						
Fertilizer, mixing only, manufacturing.....	325314		5.3	0.0	-0.1	0.5	1.4	-2.1
Primary products.....		325314-P	6.1	0.0	-0.1	0.8	1.4	-1.9
Mixed fertilizers, mixing only.....		325314-0	6.1	0.0	-0.1	0.8	1.4	-1.9
Mixed fertilizers, dry, mixing only.....		325314-01	11.9	-0.1	0.2	1.1	1.4	-0.7
Mixed fertilizers, liquid, mixing only.....		325314-02	-15.4	0.8	-1.6	-0.2	1.5	-6.6
Secondary products and miscellaneous receipts.....		325314-SM						
Miscellaneous receipts.....		325314-M	—	-1.1	0.0	-3.6	0.4	-11.5
Pesticide and other agricultural chemical mfg.....	32532		20.1	-6.4	2.4	1.1	1.9	0.0
Pesticide and other agricultural chemical manufacturing.....	325320		20.1	-6.4	2.4	1.1	1.9	0.0
Primary products.....		325320-P	20.9	-6.7	2.5	1.2	1.9	0.0
Agricultural and commercial pesticides and chemicals.....		325320-1	22.5	-7.7	2.8	1.4	1.7	0.0
Lawn and garden pesticides and chemicals.....		325320-4	17.3	0.0	1.1	0.0	3.9	0.0
Household and institutional pesticides and chemicals.....		325320-7	12.9	0.0	0.0	0.0	7.0	0.0
Secondary products and miscellaneous receipts.....		325320-SM						
Pharmaceutical and medicine mfg.....	3254		4.7	0.3	0.0	-0.6	1.9	0.6

See footnotes at end of table.

Table 12. Producer price index percentage changes for the net output of selected industries and their products, not seasonally adjusted — Continued
[February 2023]

Title ¹	Industry code	Product code	Unadjusted 12-month percent change ²	Unadjusted 1-month percent change ²				
				Feb. 2022 to Feb. 2023 ^P	Sept. to Oct.	Oct. to Nov. ^P	Nov. to Dec. ^P	Dec. to Jan. ^P
Pharmaceutical and medicine mfg - Continued								
Pharmaceutical and medicine mfg.	32541		4.7	0.3	0.0	-0.6	1.9	0.6
Medicinal and botanical manufacturing.	325411		-0.1	-0.1	0.4	-0.2	0.3	-0.4
Primary products.		325411-P	-0.1	-0.1	0.4	-0.2	0.4	-0.4
Synthetic organic medicinal chemicals, medicinal & botanical drugs, & other products.		325411-0	-0.1	-0.1	0.4	-0.2	0.4	-0.4
Secondary products and miscellaneous receipts.		325411-SM1						
Pharmaceutical preparation manufacturing.	325412		5.1	0.3	0.0	-0.3	1.8	0.7
Primary products.		325412-P	2.7	0.1	0.0	-0.4	1.8	0.7
Pharmaceuticals acting on the respiratory system, for human use.		325412-A	-0.8	0.2	0.0	-2.5	1.5	0.0
Antihistamines and bronchodilators, including antiasthmatics.		325412-A111	2.6	0.0	0.0	0.0	2.5	0.1
Other respiratory preparations.		325412-A112	-3.2	0.3	0.0	-3.4	0.0	0.0
Other respiratory preparations, over-the-counter.		325412-A112OC	1.1	1.8	0.0	0.0	0.0	0.0
Other respiratory preparations, prescription.		325412-A112RX	-	0.0	0.0	-4.1	0.0	-
Pharmaceuticals acting on the digestive or the genito-urinary systems, for human use.		325412-D	-0.3	0.0	0.0	0.0	0.2	0.0
Other digestive or genito-urinary preparations.		325412-D112	-0.3	0.0	0.0	0.0	0.3	0.0
Other digestive or genito-urinary preparations, prescription.		325412-D112RX	-0.4	0.0	0.0	0.0	0.3	0.0
Pharmaceuticals acting on the skin, for human use.		325412-G	2.6	0.0	0.0	0.0	2.6	0.0
Other pharmaceutical preparations acting on the skin.		325412-G311	-	0.0	0.0	0.0	2.9	-
Anti-acne preparations.		325412-G611	0.1	0.0	0.0	0.0	0.1	0.0
Vitamin, nutrient, and hematinic preparations, for human use.		325412-L	3.9	0.7	0.0	0.1	0.0	0.0
Multivitamins.		325412-L111	5.8	0.4	0.0	0.0	0.0	0.0
Other vitamins and nutrients.		325412-L112	2.5	0.9	0.0	0.1	0.0	0.0
Pharmaceuticals affecting parasitic and infective diseases, for human use.		325412-Q	1.1	0.0	0.1	0.0	0.7	0.0
Broad and medium spectrum antibiotics.		325412-Q111	0.6	0.0	0.6	0.0	0.0	0.0
Systemic antivirals.		325412-Q112	4.9	0.0	0.0	0.0	3.2	0.0
Other parasitic and infective diseases.		325412-Q113	1.0	0.0	0.0	0.0	1.0	0.0
Pharmaceuticals affecting neoplasms, the endocrine system, & metabolic diseases, for human use.		325412-1	1.2	0.0	0.0	0.0	1.0	0.1
Cancer therapy products.		325412-1111	3.3	0.0	0.0	0.0	1.8	0.1
Insulin/antidiabetes products.		325412-1112	2.8	0.0	0.0	0.0	2.5	0.0
Other neoplasms, endocrine system, and metabolic diseases.		325412-1113	0.8	0.0	0.0	0.0	0.8	0.1
Hormones and oral contraceptives.		325412-1114	1.1	0.0	0.0	0.0	0.6	0.0
Pharmaceuticals acting on the central nervous system and the sense organs, for human use.		325412-4	5.4	0.0	0.0	0.0	2.9	1.4
Analgesics.		325412-4111	4.4	0.0	0.0	0.0	0.0	4.4
Psychotherapeutics.		325412-4112	3.6	0.0	0.0	0.0	2.8	0.0
Antidepressants.		325412-41121	3.5	0.0	0.0	0.0	2.7	0.0
Other psychotherapeutics, including tranquilizers.		325412-41123	4.9	0.0	0.0	0.0	4.2	0.0
Other central nervous system and sense organs.		325412-4113	6.5	0.0	0.0	0.0	4.5	0.0
Anticonvulsants.		325412-4114	7.3	0.0	0.0	0.0	4.1	0.0
Analgesics, over-the-counter.		325412-4111OC	1.0	0.0	0.0	0.0	0.0	0.7
Analgesics, prescription.		325412-4111RX	4.7	0.0	0.0	0.0	0.0	4.8
Pharmaceuticals acting on the cardiovascular system, for human use.		325412-7	4.8	0.0	0.0	0.0	4.8	0.0
Other cardiovascular preparations.		325412-7113	3.8	0.0	0.0	0.0	3.8	0.0
Secondary products and miscellaneous receipts.		325412-SM						
Miscellaneous receipts.		325412-M	23.4	1.9	0.0	0.0	0.0	0.0
Secondary products.		325412-S	5.3	0.5	0.0	0.0	4.2	0.5
In-vitro diagnostic substance manufacturing.	325413		0.8	0.1	0.0	-0.3	0.6	0.3
Primary products.		325413-P	0.9	0.2	0.0	-0.3	0.5	0.3
In-vitro diagnostic substances.		325413-0	0.9	0.2	0.0	-0.3	0.5	0.3
Secondary products and miscellaneous receipts.		325413-SM						
Secondary products.		325413-S	-	-	-	-	-	-
Other biological product manufacturing.	325414		4.5	0.3	-0.1	-2.5	4.1	0.0
Primary products.		325414-P	5.0	0.3	-0.1	0.0	4.2	0.0
Biological products, excluding diagnostic, for veterinary, industrial, and all other misc. uses.		325414-A	12.6	1.7	-0.7	0.0	10.6	0.0
Biological products, excluding diagnostic, for human use.		325414-T	1.8	0.0	0.0	0.0	1.2	0.0
Secondary products and miscellaneous receipts.		325414-SM1						
Paint, coating & adhesive mfg.	3255		12.8	0.6	0.0	0.3	0.1	0.1
Paint and coating mfg.	32551		13.1	0.8	0.1	0.3	0.2	-0.2
Paint and coating manufacturing.	325510		13.1	0.8	0.1	0.3	0.2	-0.2
Primary products.		325510-P	12.6	0.4	0.1	0.3	0.2	-0.2

See footnotes at end of table.

Table 12. Producer price index percentage changes for the net output of selected industries and their products, not seasonally adjusted — Continued
 [February 2023]

Title ¹	Industry code	Product code	Unadjusted 12-month percent change ²	Unadjusted 1-month percent change ²				
			Feb. 2022 to Feb. 2023 ^P	Sept. to Oct.	Oct. to Nov. ^P	Nov. to Dec. ^P	Dec. to Jan. ^P	Jan. to Feb. ^P
Paint and coating manufacturing - Continued								
Miscellaneous allied paint products including paint and varnish removers, thinners, etc.		325510-B	7.0	-0.8	0.0	-0.1	0.1	0.0
Architectural coatings		325510-1	15.3	1.2	0.0	0.5	0.0	0.0
Exterior architectural coatings		325510-11	21.1	1.4	0.0	1.4	0.1	0.0
Interior architectural coatings		325510-12	12.1	1.0	0.0	0.0	0.0	0.0
Product finishes for original equipment manufacturers (OEM), excluding marine coatings		325510-4	13.5	0.3	0.3	0.3	0.3	0.4
Transportation finishes, except powdered and high-solids coatings		325510-41	9.1	1.6	0.7	1.1	2.1	0.0
All other product finishes for original equipment manufacturers (OEM), excluding marine coating		325510-42	15.3	-0.1	0.2	0.0	-0.1	0.6
Special purpose coatings incl. marine, industrial, construction and maintenance coatings, etc.		325510-7	7.7	-0.7	0.2	0.1	0.6	-1.5
Automotive, other transportation and machinery refinish paints and enamels, including primers		325510-71	14.1	0.3	0.0	0.0	-0.8	0.0
Special purpose coatings, including all marine coatings and traffic marking paints		325510-72	5.2	-1.1	0.2	0.1	0.7	-1.6
Secondary products and miscellaneous receipts		325510-SM						
Secondary products		325510-S	18.0	0.0	0.0	0.0	-0.4	0.0
Adhesive mfg.	32552		12.0	0.2	-0.2	0.3	-0.2	0.8
Adhesive manufacturing	325520		12.0	0.2	-0.2	0.3	-0.2	0.8
Primary products		325520-P	11.6	0.3	-0.2	0.2	-0.2	0.8
Nonstructural caulking compounds and sealants		325520-A	13.9	0.0	0.0	-0.1	1.4	0.0
Structural sealants (load bearing)		325520-B	1.6	0.9	0.0	-3.0	0.0	0.0
Synthetic resin & rubber adhesives, incl all types of bonding & laminating adhesives		325520-4	11.3	0.3	-0.3	0.6	-1.0	1.3
Epoxy adhesives		325520-41	10.8	0.0	0.0	0.0	0.2	0.0
Other synthetic resin and rubber adhesives		325520-46	7.1	0.2	-0.4	-1.0	0.2	0.0
Secondary products and miscellaneous receipts		325520-SM						
Secondary products		325520-S	16.4	-0.1	0.0	0.4	2.5	0.0
Soap, cleaners, and toilet preparation mfg.	3256		9.3	0.7	0.1	0.9	1.1	1.2
Soap & cleaning compound mfg.	32561		11.0	0.9	0.2	1.6	0.9	0.6
Soap and other detergent manufacturing	325611		15.3	2.5	0.9	2.2	1.4	1.0
Primary products		325611-P	16.8	3.2	1.2	2.9	1.1	1.1
Soaps and detergents, commercial, industrial, and institutional		325611-1	19.8	0.2	0.5	7.5	2.3	0.1
Commercial, industrial, and institutional hard surface cleaners		325611-11	13.0	0.0	0.0	0.0	7.7	0.0
Commercial, industrial, and institutional laundry detergents		325611-12	9.6	0.5	0.0	0.0	0.9	0.0
Commercial, industrial, and institutional dishwashing detergents		325611-13	32.9	0.0	0.0	20.2	0.7	0.0
Commercial, industrial, and institutional metal cleaners		325611-14	10.2	0.0	0.0	0.0	0.0	0.0
Dairy, farm, and food plant cleaners, sanitizers, etc.		325611-16	-	0.0	0.8	0.0	0.0	-
Commercial, industrial, and institutional soaps, excluding specialty cleaners		325611-17	10.7	0.3	0.0	0.0	1.8	0.5
Household detergents		325611-4	16.2	8.0	2.4	0.1	0.0	0.1
Household alkaline detergents and cleaners		325611-45	29.0	0.0	8.6	0.3	0.0	0.1
Household dry and liquid laundry detergents		325611-46	11.4	11.4	0.0	0.0	0.0	0.0
Soaps, excluding specialty cleaners, household		325611-7	7.8	0.0	0.0	0.2	0.0	0.5
Secondary products and miscellaneous receipts		325611-SM						
Miscellaneous receipts		325611-M	17.0	0.0	0.0	0.0	0.0	0.0
Secondary products		325611-S	11.8	0.0	0.0	0.0	4.9	0.6
Polish and other sanitation good mfg.	325612		5.3	0.2	0.3	0.0	0.1	0.2
Primary products		325612-P	4.2	0.3	0.4	0.0	0.1	0.2
Polishing preparations and related products		325612-7	4.7	0.9	0.0	0.0	0.0	0.0
Specialty cleaning and sanitation products		325612-8	5.2	0.2	0.0	0.0	0.2	0.4
Disinfectants, nonagricultural, industrial and institutional		325612-81	8.3	0.0	0.0	0.0	0.4	1.8
Air and room fresheners		325612-83	9.1	0.0	0.0	0.0	0.2	0.0
Laundry fabric softeners and rinses, liquid and dry		325612-88	3.0	0.0	0.2	0.0	1.0	0.0
Other specialty cleaning and sanitation products		325612-89	3.9	0.5	-0.1	0.1	0.1	0.0
Secondary products and miscellaneous receipts		325612-SM						
Miscellaneous receipts		325612-M	8.0	0.0	0.0	0.0	0.9	0.0
Surface active agent manufacturing	325613		7.1	-1.2	-1.2	1.9	0.0	0.0
Primary products		325613-P	7.1	-1.2	-1.2	2.0	0.0	0.0
Surfactants, finishing agents, and assistants		325613-0	7.1	-1.2	-1.2	2.0	0.0	0.0
Textile and leather assistants and finishes		325613-01	12.6	0.1	-8.3	0.0	0.0	0.0
Surfactants (bulk surface active agents)		325613-02	6.3	-1.4	0.0	2.3	0.0	0.0
Secondary products and miscellaneous receipts		325613-SM						

See footnotes at end of table.

Table 12. Producer price index percentage changes for the net output of selected industries and their products, not seasonally adjusted — Continued
[February 2023]

Title ¹	Industry code	Product code	Unadjusted 12-month percent change ²	Unadjusted 1-month percent change ²				
				Feb. 2022 to Feb. 2023 ^P	Sept. to Oct.	Oct. to Nov. ^P	Nov. to Dec. ^P	Dec. to Jan. ^P
Surface active agent manufacturing - Continued								
Toilet preparation mfg.	32562		7.2	0.5	0.0	0.0	1.2	1.7
Toilet preparation manufacturing	325620		7.2	0.5	0.0	0.0	1.2	1.7
Primary products.....		325620-P	6.0	0.6	0.0	0.0	1.2	1.8
Denture cleaners, mouthwashes, gargles, and rinses.....		325620-A	7.8	-0.2	0.2	-0.1	0.0	0.0
Creams, lotions, and oils, excluding shaving, hair, and deodorant.....		325620-D	8.2	1.4	0.0	0.0	3.8	1.9
Other cosmetics and toilet preparations.....		325620-G	3.4	0.0	0.0	0.0	0.3	2.6
Shaving preparations.....		325620-1	1.5	0.0	0.3	0.0	0.0	0.0
Perfumes, toilet waters, and colognes.....		325620-4	8.2	1.1	0.0	0.0	0.0	3.0
Hair preparations (including shampoos).....		325620-7	6.4	0.8	0.1	0.1	1.2	0.0
Hair preparations incl professional, consumer, and cream/gel shampoos.....		325620-71	6.6	0.8	0.1	0.1	1.3	0.0
Hair tonics and hair dressings incl professional and consumer use.....		325620-72	5.7	0.7	0.1	0.1	1.2	0.0
Secondary products and miscellaneous receipts.....		325620-SM						
Secondary products.....		325620-S	7.8	1.7	0.2	0.2	0.1	0.0
Other chemical product & preparation mfg.	3259		5.3	-1.2	0.3	-0.2	0.6	0.0
Printing ink mfg.	32591		8.8	0.0	0.5	0.1	1.5	-0.3
Printing ink manufacturing	325910		8.8	0.0	0.5	0.1	1.5	-0.3
Primary products.....		325910-P	9.1	0.0	0.5	0.1	1.6	-0.3
Flexographic printing inks.....		325910-A	16.6	0.0	0.0	0.0	0.0	0.0
Nonimpact/digital inks.....		325910-E	4.2	0.0	1.5	0.3	-0.1	-1.7
All other printing inks.....		325910-H	7.4	0.5	-0.3	0.0	2.0	1.4
Lithographic and offset inks.....		325910-6	10.6	0.0	0.0	0.0	4.1	0.0
News and nonheat web offset printing inks.....		325910-61	13.1	0.0	0.0	0.0	4.9	0.0
Publication and commercial web inks.....		325910-62	13.2	0.0	0.0	0.0	7.0	0.0
Sheet-fed general inks.....		325910-63	6.8	0.0	0.0	0.0	0.0	0.0
Sheet-fed packaging inks.....		325910-64	5.6	0.0	0.0	0.0	0.0	0.0
Gravure printing inks.....		325910-7	0.4	0.0	0.0	0.0	0.0	0.0
Secondary products and miscellaneous receipts.....		325910-SM						
Miscellaneous receipts.....		325910-M	0.7	0.0	0.0	0.0	0.0	0.0
Secondary products.....		325910-S	3.3	0.1	0.0	1.3	0.1	0.1
Explosives mfg.....	32592		8.6	1.2	1.1	-1.0	0.5	0.1
Explosives manufacturing.....	325920		8.6	1.2	1.1	-1.0	0.5	0.1
Primary products.....		325920-P	10.2	1.3	1.3	-1.1	0.6	0.2
Explosives and blasting accessories.....		325920-0	10.2	1.3	1.3	-1.1	0.6	0.2
Secondary products and miscellaneous receipts.....		325920-SM						
All other chemical product & preparation mfg.....	32599		4.7	-1.5	0.2	-0.2	0.4	0.0
Custom compounding of purchased resins.....	325991		-3.4	-2.7	0.2	-0.6	-2.6	-0.2
Primary products.....		325991-P	-3.4	-3.0	0.2	-0.6	-2.6	-0.2
Custom compounding of purchased resins and color concentrates.....		325991-0	-3.4	-3.0	0.2	-0.6	-2.6	-0.2
Secondary products and miscellaneous receipts.....		325991-SM						
Photographic Film, Paper, Plate, Chemical, and Copy Toner Manufacturing.....	325992		5.5	-3.6	-0.2	-0.7	4.7	-2.3
Primary products.....		325992-P	7.1	-5.6	3.5	-1.3	5.3	-2.4
Photographic sensitized film, plates, paper, & cloth.....		325992-T	8.6	-7.2	4.4	-1.5	7.0	-3.4
Photographic sensitized film, plates, paper, & cloth, silver-halide-type (excl X-ray).....		325992-T1	7.0	-	-	-2.8	8.4	-4.1
Photographic sensitized film, plates, paper & cloth, other than silver-halide-type (incl X-ray).....		325992-T3	8.6	0.4	-0.1	0.4	0.0	0.0
Prepared photographic chemicals.....		325992-5	2.8	-0.1	0.6	-0.6	1.4	0.3
Secondary products and miscellaneous receipts.....		325992-SM						
Other miscellaneous chemical product manufacturing.....	325998		9.4	0.1	0.4	0.3	0.9	0.7
Primary products.....		325998-P	10.1	0.1	0.4	0.3	0.9	0.8
Water treating compounds.....		325998-A	4.8	-0.2	0.5	0.7	0.0	5.6
All other chemical preparations, including essential oils, matches, and gelatin.....		325998-J	12.3	0.1	-0.1	0.4	1.1	-0.5
Secondary products and miscellaneous receipts.....		325998-SM						
Miscellaneous receipts.....		325998-M	3.2	0.0	1.1	0.0	1.4	0.0
Secondary products.....		325998-S	-	0.4	0.5	0.0	0.6	-
Plastics and rubber products mfg.....	326		5.5	-0.3	-0.1	0.0	0.0	-0.1
Plastics product mfg.....	3261		4.8	-0.6	-0.2	0.0	-0.3	-0.2
Unsupported plastics film, sheet, and bag mfg.....	32611		1.0	-0.8	-0.6	-1.0	-0.4	0.1
Plastics bag and pouch manufacturing.....	326111		1.7	-0.5	-1.1	0.0	0.4	-0.1
Primary products.....		326111-P	1.7	-0.5	-1.1	0.0	0.4	-0.1

See footnotes at end of table.

Table 12. Producer price index percentage changes for the net output of selected industries and their products, not seasonally adjusted — Continued
[February 2023]

Title ¹	Industry code	Product code	Unadjusted 12-month percent change ²	Unadjusted 1-month percent change ²				
				Feb. 2022 to Feb. 2023 ^P	Sept. to Oct.	Oct. to Nov. ^P	Nov. to Dec. ^P	Dec. to Jan. ^P
Plastics bag and pouch manufacturing - Continued								
Single-web film specialty bags, pouches, and liners.....		326111-1	1.1	-0.5	-1.3	0.0	0.4	-0.1
Polyethylene grocery and variety bags and pouches.....		326111-11	-1.5	-0.1	-0.8	0.0	0.0	0.1
Polyethylene refuse bags.....		326111-12	-4.8	-2.4	-3.8	0.0	-1.4	-0.7
Other polyethylene bags, pouches, and liners.....		326111-15	13.1	-0.2	-0.8	0.1	2.0	0.2
Coextruded single-web film specialty bags, pouches, & liners.....		326111-16	-2.4	0.0	0.0	0.0	0.0	-0.6
Multiweb film/film combination specialty bags, pouches, and liners.....		326111-3	7.5	-0.1	0.7	0.0	-0.9	0.7
Secondary products and miscellaneous receipts.....		326111-SM						
Secondary products.....		326111-S	1.9	-1.2	-0.9	-0.1	1.1	0.0
Plastics packaging film and sheet mfg.....								
Primary products.....	326112	326112-P	-3.8	-0.8	-1.2	-0.8	-1.1	-0.4
Single-web film, rolls, and sheets, including coextruded, for flexible packaging uses.....		326112-1	-4.4	-0.8	-1.1	-0.8	-1.2	-0.4
Single-web film, rolls, and sheets for flexible packaging uses.....		326112-11	-2.2	-1.3	-1.5	0.8	-1.5	-0.4
Coextruded single-web film, for flexible packaging uses.....		326112-12	-1.3	-0.6	-1.6	0.6	-1.8	0.0
Film/film multiweb laminated rolls and sheets, excluding foil, for flexible packaging uses.....		326112-12	-6.4	-4.7	-1.3	1.3	-0.4	-2.2
Film/film multiweb laminated rolls and sheets, excluding foil, for flexible packaging uses.....		326112-3	-8.9	0.5	-0.1	-4.7	0.5	-0.2
Secondary products and miscellaneous receipts.....		326112-SM						
Secondary products.....		326112-S	1.9	-0.7	-2.3	-0.4	0.2	-1.2
Nonpackaging plastics film and sheet mfg.....								
Primary products.....	326113	326113-P	4.2	-1.0	0.0	-1.6	-0.5	0.6
Unlaminated plastics film and sheet, excluding packaging.....		326113-0	4.8	-1.3	-0.5	-1.2	-0.5	0.7
Unlaminated polyethylene film and sheet.....		326113-01	4.8	-1.3	-0.5	-1.2	-0.5	0.7
Unlaminated vinyl and vinyl copolymer film and sheet.....		326113-01	6.1	-2.0	-0.1	-0.2	-0.5	0.7
Unlaminated vinyl and vinyl copolymer film and sheet.....		326113-03	14.2	0.0	0.0	-2.2	0.0	0.0
Miscellaneous unlaminated plastics film and sheet.....		326113-04	3.3	-0.7	-0.3	-1.6	-0.2	0.4
Secondary products and miscellaneous receipts.....		326113-SM						
Secondary products.....		326113-S	-0.5	0.4	3.6	-5.1	-0.9	-0.8
Plastics pipe/fitting/unsupported shapes mfg.....								
Primary products.....	32612		5.1	-0.9	-0.1	0.2	-0.3	-1.3
Unlaminated plastics profile shape mfg.....								
Primary products.....	326121	326121-P	10.3	-1.5	2.0	1.7	0.5	2.0
Unlaminated plastics profile shapes.....		326121-0	10.9	-1.6	2.2	1.7	0.6	2.1
Secondary products and miscellaneous receipts.....		326121-SM	10.9	-1.6	2.2	1.7	0.6	2.1
Plastics pipe and pipe fitting manufacturing.....								
Primary products.....	326122	326122-P	2.7	-0.7	-1.0	-0.4	-0.6	-2.9
Plastics pipe.....		326122-1	2.5	-0.6	-1.0	-0.4	-0.6	-2.9
Plastics drain, waste, and vent pipe.....		326122-11	1.4	-0.8	-1.1	-0.5	-0.7	-3.1
Plastics water pipe.....		326122-11	-7.6	-1.0	-4.8	0.4	-4.4	-7.2
Plastics sewer, stormdrain, and water main pipe.....		326122-13	6.6	0.3	-0.1	-2.1	1.7	-0.4
Other plastics pipe.....		326122-18	-0.9	-1.6	1.0	-0.4	-0.5	-4.8
Plastics pipe fittings and unions.....		326122-1B	0.4	-2.3	0.0	0.0	0.5	0.0
Secondary products and miscellaneous receipts.....		326122-3	8.2	0.1	-0.9	-0.1	-0.3	-2.0
Miscellaneous receipts.....		326122-SM						
Secondary products.....		326122-M	12.9	-5.0	0.7	-0.4	-1.8	6.3
		326122-S1	11.9	1.5	-0.2	-0.2	0.1	0.5
Laminated plastics plate, sheet, and shape mfg.....								
Primary products.....	32613		6.0	0.0	0.2	0.0	-0.1	0.4
Laminated plastics plate, sheet (except packaging), and shape manufacturing.....								
Primary products.....	326130	326130-P	6.0	0.0	0.2	0.0	-0.1	0.4
Laminated plastics plates, sheet (except packaging), and shapes.....		326130-0	6.3	0.0	0.3	0.0	0.0	0.2
Secondary products and miscellaneous receipts.....		326130-SM	6.3	0.0	0.3	0.0	0.0	0.2
Secondary products.....		326130-S	-	0.0	-	-	-	-
Polystyrene foam product mfg.....								
Primary products.....	32614		9.8	-2.8	0.3	-1.7	0.0	-0.3
Polystyrene foam product manufacturing.....								
Primary products.....	326140	326140-P	9.8	-2.8	0.3	-1.7	0.0	-0.3
Packaging, polystyrene foam products.....		326140-2	11.4	-3.4	0.3	-2.1	-0.1	-0.5
Polystyrene foam food containers.....		326140-21	13.3	-4.5	0.9	-2.8	-0.5	-0.3
Polystyrene foam protective shipping pads, shaped cushioning, etc.....		326140-22	-1.0	-7.6	1.5	-4.1	-1.0	-0.1
Building and construction polystyrene foam products.....		326140-22	41.2	0.0	0.0	-0.9	0.5	-0.6
Consumer and institutional polystyrene foam products.....		326140-3	19.8	0.0	-0.3	-0.2	0.1	-0.2
All other polystyrene foam products incl. transportation application uses.....		326140-5	4.9	-4.7	0.6	-2.9	0.3	-0.7
Secondary products and miscellaneous receipts.....		326140-9	15.6	0.0	-1.9	0.0	0.0	-1.1
		326140-SM						
Foam product (ex polystyrene) mfg.....								
Primary products.....	32615		5.1	-0.2	-0.1	1.8	0.0	-0.7
Urethane and other foam product mfg.....								
Primary products.....	326150	326150-P	5.1	-0.2	-0.1	1.8	0.0	-0.7
			5.1	-0.2	-0.1	2.0	-0.1	-0.7

See footnotes at end of table.

Table 12. Producer price index percentage changes for the net output of selected industries and their products, not seasonally adjusted — Continued
[February 2023]

Title ¹	Industry code	Product code	Unadjusted 12-month percent change ²	Unadjusted 1-month percent change ²				
				Feb. 2022 to Feb. 2023 ^P	Sept. to Oct.	Oct. to Nov. ^P	Nov. to Dec. ^P	Dec. to Jan. ^P
Urethane and other foam product mfg. - Continued								
Packaging polyurethane foam products.....		326150-2	0.0	0.0	0.0	0.0	0.0	0.0
Furniture and furnishings polyurethane foam products.....		326150-4	3.5	-0.7	-0.2	1.8	-0.7	-1.7
Polyurethane foam formed and slab stock for pillows, seating, and cushioning...		326150-41	-4.4	-2.6	-0.8	0.3	-0.1	-1.7
Consumer and institutional polyurethane foam products.....		326150-5	15.3	0.0	0.0	12.3	0.0	0.0
All other miscellaneous polyurethane foam products.....		326150-6	3.8	0.3	0.0	0.1	0.0	0.0
Products made of foam other than polystyrene or polyurethane.....		326150-9	5.3	0.3	0.0	0.0	1.8	0.0
Secondary products and miscellaneous receipts.....		326150-SM						
Secondary products.....		326150-S	6.4	0.2	-0.2	0.2	0.6	0.0
Plastics bottle mfg.....	32616		3.3	-0.8	-0.2	0.0	-2.5	-1.4
Plastics bottle manufacturing.....	326160		3.3	-0.8	-0.2	0.0	-2.5	-1.4
Primary products.....		326160-P	3.6	-0.9	-0.2	0.0	-2.5	-1.4
Plastics bottles.....		326160-0	3.6	-0.9	-0.2	0.0	-2.5	-1.4
Secondary products and miscellaneous receipts.....		326160-SM						
Other plastics product mfg.....	32619		5.4	0.0	-0.3	0.3	-0.1	0.1
Plastics plumbing fixture manufacturing.....	326191		6.4	0.0	-0.3	0.5	1.6	0.9
Primary products.....		326191-P	6.5	0.0	-0.3	0.6	1.7	0.9
Plastics plumbing fixtures.....		326191-0	6.5	0.0	-0.3	0.6	1.7	0.9
Secondary products and miscellaneous receipts.....		326191-SM						
Miscellaneous receipts.....		326191-M	-0.2	0.2	0.0	0.0	-3.5	0.0
All other plastics product manufacturing.....	326199		5.4	0.0	-0.3	0.3	-0.2	0.1
Primary products.....		326199-P	5.2	0.0	-0.3	0.1	-0.3	0.0
All other reinforced and fiberglass plastics products.....		326199-A	15.0	0.0	0.0	1.1	3.5	2.2
Consumer/institutional/commercial fabricated plastics products (excl. foam and wire coated).....		326199-C	9.3	0.4	0.2	0.0	0.3	0.6
Transportation fabricated plastics products (excluding foam and reinforced plastics).....		326199-1	2.3	0.3	-0.1	0.0	0.0	-1.1
Electrical and electronic fabricated plastics (excluding foam and reinforced plastics).....		326199-2	6.0	0.9	0.0	1.6	0.0	-6.1
Industrial machinery plastics products, excluding foam (incl. gears, bearings, etc.).....		326199-3	10.6	3.8	-0.9	1.7	0.0	0.0
Plastics packaging (excluding film, sheet, foam, and bottles).....		326199-4	-0.7	-1.3	-1.1	0.0	-2.3	-0.5
Building & construction fabricated plastics products (excl foam, plumbing fixtures, hardware).....		326199-8	4.3	-0.3	-0.5	-0.3	-0.4	1.3
Secondary products and miscellaneous receipts.....		326199-SM						
Miscellaneous receipts.....		326199-M	8.1	0.3	0.0	4.9	0.3	0.0
Secondary products.....		326199-S	5.9	-0.2	-0.1	0.0	0.4	0.6
Rubber product mfg.....	3262		9.2	0.6	0.3	0.2	1.5	0.3
Tire mfg.....	32621		12.8	0.8	0.5	0.5	2.5	0.0
Tire manufacturing, except retreading.....	326211		12.8	0.8	0.5	0.5	2.5	0.0
Primary products.....		326211-P	13.2	0.9	0.5	0.5	2.6	0.0
Tread rubber, tire sundries, and repair materials.....		326211-H	11.8	0.0	0.0	0.0	0.0	-0.3
Pneumatic tires (including passenger, truck, bus, tractor, industrial, and other tires).....		326211-0	13.4	1.0	0.6	0.6	2.8	0.0
Passenger car pneumatic tires (casings).....		326211-01	13.2	2.3	0.2	0.0	3.2	0.0
Truck and bus (including off-the-highway) pneumatic tires.....		326211-03	15.2	-1.0	1.4	1.7	2.3	0.0
Secondary products and miscellaneous receipts.....		326211-SM						
Rubber and plastics hose and belting.....	32622		3.6	-0.7	-0.1	0.1	0.5	0.1
Rubber and plastics hose and belting mfg.....	326220		3.5	-0.7	-0.1	0.1	0.5	0.1
Primary products.....		326220-P	4.1	-0.4	-0.2	0.1	0.5	0.1
Rubber and plastics belt and belting mfg.....		326220-D	7.4	0.4	0.1	0.0	1.5	0.2
Rubber and plastics transmission belts and belting (excluding flat).....		326220-D2	7.6	1.0	0.0	0.0	0.7	0.6
Rubber and plastic hose mfg.....		326220-H	1.4	-0.9	-0.3	0.1	-0.7	0.0
Rubber and plastics hose for on- and off-highway motor vehicles.....		326220-H3	4.2	-1.0	-0.9	0.0	0.0	-0.1
Industrial rubber and plastics hose without fittings.....		326220-H4	-3.0	-2.0	0.0	0.0	-1.0	0.0
Rubber and plastics water hose (incl. fire, irrigation, etc.).....		326220-H5	-0.3	-0.5	0.0	1.0	-1.3	0.0
Secondary products and miscellaneous receipts.....		326220-SM						
Miscellaneous receipts.....		326220-M	-	-4.1	0.0	-	-	-
Other rubber product mfg.....	32629		6.7	0.8	0.3	0.0	0.5	0.9
Rubber product mfg. for mechanical use.....	326291		6.4	0.7	0.4	0.0	0.8	2.0
Primary products.....		326291-P	6.6	0.8	0.4	0.0	0.8	2.1
Other extruded rubber mechanical goods (excl. auto)(excl. tubing).....		326291-C	3.1	0.0	0.7	0.0	0.0	0.0
Molded rubber mechanical goods, automotive.....		326291-1	8.4	2.0	0.0	0.0	0.8	4.7

See footnotes at end of table.

Table 12. Producer price index percentage changes for the net output of selected industries and their products, not seasonally adjusted — Continued
[February 2023]

Title ¹	Industry code	Product code	Unadjusted 12-month percent change ²	Unadjusted 1-month percent change ²				
				Feb. 2022 to Feb. 2023 ^P	Sept. to Oct.	Oct. to Nov. ^P	Nov. to Dec. ^P	Dec. to Jan. ^P
Rubber product mfg. for mechanical use - Continued								
Molded rubber mechanical goods, transportation (excluding automotive)/off-highway machinery.....		326291-2	5.0	0.0	0.0	0.0	2.3	-0.3
Other molded rubber mechanical goods (excluding tubing).....		326291-9	6.0	0.0	0.0	0.0	0.0	0.0
Secondary products and miscellaneous receipts.....		326291-SM						
Secondary products.....		326291-S	4.2	0.4	1.0	0.0	0.5	0.2
All other rubber product manufacturing.....	326299		7.0	0.8	0.2	0.0	0.3	0.2
Primary products.....		326299-P	7.3	0.9	0.3	0.0	0.3	0.2
Rubber druggist and medical sundries, excluding gloves.....		326299-A	0.3	0.0	0.0	0.0	0.0	0.0
All other miscellaneous rubber goods.....		326299-B	8.5	0.0	0.0	0.0	2.6	1.3
Rubber compounds or mixtures for sale or interplant transfer.....		326299-6	11.7	2.6	0.0	0.0	-0.4	0.1
All other industrial rubber products.....		326299-7	6.5	0.5	1.1	0.0	0.0	0.0
Secondary products and miscellaneous receipts.....		326299-SM						
Nonmetallic mineral product manufacturing.....	327		12.1	0.4	0.7	0.4	2.3	1.0
Clay product and refractory manufacturing.....	3271		9.9	-0.2	0.3	0.8	1.1	0.9
Pottery, ceramics, and plumbing fixture mfg.....	32711		11.7	0.1	0.2	0.1	0.1	0.3
Pottery, ceramics, and plumbing fixture mfg.....	327110		11.7	0.1	0.2	0.1	0.1	0.3
Primary products.....		327110-P	6.2	0.2	0.3	0.1	0.1	0.3
Vitreous china, porcelain, and earthenware (semivitreous) table and kitchenware.....		327110-5	6.7	-	-	-	-	0.0
All other pottery products (including china decorated for the trade).....		327110-6	1.5	0.0	0.0	0.4	0.1	0.0
Porcelain, steatite, and other ceramic electrical products.....		327110-7	10.0	0.3	0.6	0.0	-0.1	0.7
Secondary products and miscellaneous receipts.....		327110-SM						
Clay building material and refractories mfg.....	32712		8.9	-0.3	0.3	1.1	1.5	1.2
Clay building material and refractories mfg.....	327120		8.9	-0.3	0.3	1.1	1.5	1.2
Primary products.....		327120-P	8.8	-0.4	0.3	1.2	1.5	1.2
Brick and structural clay tile.....		327120-1	8.6	1.0	0.0	0.0	0.9	3.4
Building or common brick.....		327120-11	8.6	1.1	0.0	0.0	0.9	3.5
Glazed brick and other brick (paving, floor, and sewer).....		327120-12	9.5	0.1	0.0	0.0	3.8	0.0
Clay floor and wall tile, glazed and unglazed (including quarry tile and ceramic mosaic tile).....		327120-2	9.6	-1.6	0.4	1.1	1.7	1.0
Nonclay refractories (excluding dead-burned magnesia).....		327120-6	11.8	-0.9	0.5	0.8	2.1	1.3
Clay refractories.....		327120-7	5.6	0.0	0.0	2.8	1.6	0.0
All other structural clay products, excluding clay refractories.....		327120-9	6.8	0.0	0.0	0.6	0.0	0.0
Secondary products and miscellaneous receipts.....		327120-SM						
Miscellaneous receipts.....		327120-M	10.3	0.1	0.0	0.0	2.0	0.0
Glass and glass product manufacturing.....	3272		7.5	0.6	0.9	-0.1	3.3	2.7
Glass and glass product manufacturing.....	32721		7.5	0.6	0.9	-0.1	3.3	2.7
Flat glass manufacturing.....	327211		16.9	1.6	0.4	-0.5	0.4	0.4
Primary products.....		327211-P	14.3	1.7	0.5	-0.5	0.4	0.5
Flat glass (float, sheet, and plate process), made by flat glass producers.....		327211-1	20.9	1.5	0.6	-0.7	0.7	0.7
Other glass products, made by flat glass producers.....		327211-4	-0.1	2.3	0.0	0.0	0.0	0.1
Secondary products and miscellaneous receipts.....		327211-SM						
Other pressed and blown glass and glassware.....	327212		11.8	0.1	0.0	0.0	8.5	-0.1
Primary products.....		327212-P	12.0	0.1	0.0	0.0	8.6	-0.1
Glass fiber and machine-made pressed and blown glass and glassware, made by glass producers.....		327212-B	12.2	0.1	0.0	0.0	8.8	-0.1
Handmade pressed and blown glass and glassware, made by glass producers.....		327212-9	5.7	0.1	0.0	0.4	0.0	0.1
Secondary and miscellaneous receipts.....		327212-SM						
Glass container manufacturing.....	327213		11.9	0.0	2.3	0.0	8.8	-0.3
Primary products.....		327213-P	11.9	0.0	2.3	0.0	8.8	-0.3
Glass containers (including value of packaging).....		327213-0	11.9	0.0	2.3	0.0	8.8	-0.3
Secondary products and miscellaneous receipts.....		327213-SM1						
Glass product mfg. made of purchased glass.....	327215		1.8	0.6	0.8	0.0	0.8	5.6
Primary products.....		327215-P	1.4	0.7	0.8	0.0	0.8	5.6
Pressed and blown glassware, made from purchased glass.....		327215-E	-	-	-	-	3.1	1.0
Machine-made pressed and blown glassware, made from purchased glass.....		327215-E1	-	0.4	0.0	-0.2	-	-
Other glass products, made from purchased glass.....		327215-F	10.8	0.9	1.1	0.0	0.8	6.0
Mirrors (decorated and undecorated), made from purchased glass.....		327215-9	-	0.0	0.0	-	-	7.3
Secondary products and miscellaneous receipts.....		327215-SM						
Secondary products.....		327215-S	-	-	-	-	-	0.4
Cement and concrete product manufacturing.....	3273		14.5	0.5	0.8	0.7	2.1	0.5

See footnotes at end of table.

Table 12. Producer price index percentage changes for the net output of selected industries and their products, not seasonally adjusted — Continued
 [February 2023]

Title ¹	Industry code	Product code	Unadjusted 12-month percent change ²	Unadjusted 1-month percent change ²				
			Feb. 2022 to Feb. 2023 ^P	Sept. to Oct.	Oct. to Nov. ^P	Nov. to Dec. ^P	Dec. to Jan. ^P	Jan. to Feb. ^P
Cement and concrete product manufacturing - Continued								
Cement manufacturing.....	32731		15.5	1.5	0.4	0.1	4.8	1.1
Cement manufacturing.....	327310		15.5	1.5	0.4	0.1	4.8	1.1
Primary products.....		327310-P	15.0	1.4	0.4	0.1	4.8	1.1
Cement, hydraulic (including cost of shipping containers).....		327310-0	15.0	1.4	0.4	0.1	4.8	1.1
Secondary products and miscellaneous receipts.....		327310-SM						
Ready-mix concrete manufacturing.....	32732		12.6	0.5	1.0	0.9	1.7	0.8
Ready-mix concrete manufacturing.....	327320		12.6	0.5	1.0	0.9	1.7	0.8
Primary products.....		327320-P	12.4	0.4	1.0	0.9	1.6	0.8
Northeast region ready-mix concrete.....		327320-A	10.3	1.9	0.3	1.0	-1.0	4.3
Midwest region ready-mix concrete.....		327320-B	15.3	-0.1	3.4	1.8	4.6	0.0
South region ready-mix concrete.....		327320-C	10.3	0.1	-0.4	0.8	1.5	0.5
West region ready-mix concrete.....		327320-D	14.6	1.0	1.6	0.3	0.2	0.8
Secondary products and miscellaneous receipts.....		327320-SM						
Miscellaneous receipts.....		327320-M	22.8	1.3	0.0	0.0	2.7	0.4
Secondary products.....		327320-S	10.2	0.0	0.0	0.0	5.9	0.0
Concrete pipe, brick, and block manufacturing.....	32733		18.5	0.3	0.7	1.2	3.9	0.2
Concrete block and brick manufacturing.....	327331		16.5	0.2	0.1	0.2	4.6	0.1
Primary products.....		327331-P	12.9	0.2	0.0	0.2	4.7	0.1
Concrete block and brick.....		327331-0	12.9	0.2	0.0	0.2	4.7	0.1
Structural concrete block, lightweight units (weighing less than 105 lb/cubic ft.) (dry weight).....		327331-01	15.0	0.8	0.0	0.0	5.3	0.7
Structural concrete block, mediumweight units (weighing 105 - 124 lb/cubic ft.) (dry weight).....		327331-02	9.2	0.5	0.0	0.4	3.4	0.2
Structural concrete block, normalweight units (weighing 125 lb or more/cubic ft.) (dry weight).....		327331-03	10.9	0.2	0.0	0.5	4.2	0.1
Decorative concrete block (including screen, split, slump, shadowal block, etc.).....		327331-04	13.0	-0.1	-0.1	0.1	4.8	0.0
Concrete pavers (including grid, interlocking, etc.).....		327331-05	14.2	0.0	0.0	0.1	4.4	0.0
Concrete brick.....		327331-06	9.3	0.0	0.0	0.0	5.9	0.0
Secondary products and miscellaneous receipts.....		327331-SM						
Miscellaneous receipts.....		327331-M	30.9	0.0	0.0	0.0	1.5	0.0
Secondary products.....		327331-S	22.1	0.4	2.0	1.3	2.9	0.6
Concrete pipe manufacturing.....	327332		21.3	0.5	2.0	3.2	1.8	0.3
Primary products.....		327332-P	21.3	0.5	2.0	3.2	1.8	0.3
Concrete pipe.....		327332-0	21.3	0.5	2.0	3.2	1.8	0.3
Concrete storm sewer pipe.....		327332-02	17.8	2.0	-1.6	4.2	2.7	0.3
Concrete pipe, except concrete culvert and storm sewer pipe.....		327332-03	17.8	0.0	0.0	2.9	0.0	0.2
Secondary products and miscellaneous receipts.....		327332-SM1						
Other concrete product manufacturing.....	32739		16.2	0.5	0.7	0.3	1.5	0.0
Other concrete product manufacturing.....	327390		16.2	0.5	0.7	0.3	1.6	0.0
Primary products.....		327390-P	16.4	0.5	0.7	0.3	1.5	0.0
Precast concrete products.....		327390-1	11.7	0.8	0.3	0.4	1.7	0.1
Precast concrete slabs and tile, roof and floor units.....		327390-11	7.6	0.5	0.0	0.1	0.1	0.0
Precast concrete architectural wall panels.....		327390-12	17.0	0.3	0.0	0.2	1.9	0.0
Burial vaults and boxes, precast concrete.....		327390-13	9.8	0.6	0.3	0.0	5.0	0.0
Precast concrete products (excl burial vaults and boxes, slabs and tile, and arch. wall panels).....		327390-14	11.4	1.2	0.5	0.6	1.6	0.2
Prestressed concrete products.....		327390-4	28.8	-0.2	1.6	0.0	0.2	-0.6
Prestressed concrete products (excl bridge beams and solid and hollow cored slabs and panels).....		327390-43	17.6	0.0	0.1	0.1	0.2	-0.8
Prestressed concrete bridge beams.....		327390-46	48.1	-0.3	1.4	-0.2	0.0	-1.2
Prestressed concrete solid and hollow cored slabs and panels.....		327390-47	25.0	-0.4	5.3	0.0	0.9	1.3
Secondary products and miscellaneous receipts.....		327390-SM						
Secondary products.....		327390-S	16.9	0.0	0.1	1.7	3.7	0.1
Lime and gypsum product manufacturing.....	3274		21.6	0.5	0.7	-0.2	5.2	1.2
Lime manufacturing.....	32741		47.2	2.3	1.6	-0.4	18.1	2.8
Lime manufacturing.....	327410		47.2	2.3	1.6	-0.4	18.1	2.8
Primary products.....		327410-P	47.6	2.3	1.6	-0.4	18.1	2.8
Lime.....		327410-0	47.6	2.3	1.6	-0.4	18.1	2.8
Gypsum product manufacturing.....	32742		11.3	-0.3	0.3	-0.2	0.0	0.4
Gypsum product manufacturing.....	327420		11.3	-0.3	0.3	-0.2	0.0	0.4

See footnotes at end of table.

Table 12. Producer price index percentage changes for the net output of selected industries and their products, not seasonally adjusted — Continued
[February 2023]

Title ¹	Industry code	Product code	Unadjusted 12-month percent change ²	Unadjusted 1-month percent change ²				
				Feb. 2022 to Feb. 2023 ^P	Sept. to Oct.	Oct. to Nov. ^P	Nov. to Dec. ^P	Dec. to Jan. ^P
Gypsum product manufacturing - Continued								
Primary products.....		327420-P	11.7	-0.3	0.4	-0.1	0.0	0.4
Gypsum building materials.....		327420-1	12.5	-0.4	0.4	-0.2	0.0	0.4
Other gypsum products.....		327420-5	7.8	0.0	0.0	0.0	0.0	0.0
Secondary products and miscellaneous receipts.....		327420-SM						
Other nonmetallic mineral products.....	3279		10.3	0.3	0.4	0.2	1.1	0.2
Abrasives product manufacturing.....								
Primary products.....	32791		9.5	0.9	1.8	0.3	0.5	0.4
Abrasives product manufacturing.....								
Primary products.....	327910		9.5	0.9	1.8	0.3	0.5	0.4
Nonmetallic sized grains, powders, and flour abrasives (incl. graded only).....		327910-P	10.2	0.9	1.8	0.3	0.5	0.4
Nonmetallic abrasive products (including diamond abrasives).....		327910-1	12.0	0.1	0.0	0.0	0.0	0.0
Nonmetallic coated abrasive products and buffing wheels, polishing wheels, and laps.....		327910-4	14.7	1.5	4.1	0.1	0.5	1.0
Nonmetallic coated abrasive products and buffing wheels, polishing wheels, and laps.....		327910-7	10.1	1.6	2.2	0.0	0.0	0.2
Secondary products and miscellaneous receipts.....		327910-SM						
Miscellaneous receipts.....		327910-M	9.8	4.0	0.0	0.0	0.0	3.4
All other nonmetallic mineral product mfg.....	32799		10.4	0.1	0.0	0.1	1.2	0.2
Cut stone and stone product manufacturing.....								
Primary products.....	327991		9.3	0.1	0.0	0.0	0.0	1.8
Dressed dimension granite (including gneiss, syenite, diorite, and cut granite).....		327991-P	9.7	0.1	0.0	0.0	0.0	1.8
Dressed dimension limestone (including dolomite, travertine, calcareous, tufa, & cut limestone).....		327991-1	12.4	0.0	0.0	0.0	0.0	3.1
Dressed dimension marble and other stone.....		327991-4	—	0.0	0.0	0.0	—	—
Dressed dimension marble and other stone.....		327991-7	6.8	0.3	0.0	0.0	0.0	0.2
Secondary products and miscellaneous receipts.....		327991-SM						
Secondary products.....		327991-S	—	—	—	—	—	0.0
Ground or treated mineral and earth manufacturing.....								
Primary products.....	327992		13.1	0.4	-0.4	0.4	1.9	0.0
Ground or treated minerals and earths.....		327992-P	13.6	0.4	-0.4	0.4	1.9	-0.1
Ground or treated minerals and earths.....		327992-0	13.6	0.4	-0.4	0.4	1.9	-0.1
Treated lightweight aggregate and crushed slag, minerals and earths.....		327992-04	11.7	0.0	0.0	0.0	4.2	0.0
Other minerals or earths, treated.....		327992-06	5.7	0.1	0.5	1.0	0.1	0.2
Secondary products and miscellaneous receipts.....		327992-SM						
Mineral wool manufacturing.....								
Primary products.....	327993		9.2	-0.1	0.3	0.1	0.4	-0.7
Mineral wool for thermal and acoustical envelope insulation.....		327993-P	9.2	-0.1	0.3	0.1	0.4	-0.7
Mineral wool for industrial, equipment, and appliance insulation.....		327993-1	6.7	-0.2	0.4	0.3	-0.5	-2.4
Mineral wool for industrial, equipment, and appliance insulation.....		327993-4	12.7	0.0	0.1	-0.4	1.8	1.7
Secondary products and miscellaneous receipts.....		327993-SM						
Miscellaneous receipts.....		327993-M1	—	0.0	1.0	0.0	0.0	—
Miscellaneous nonmetallic mineral products manufacturing.....								
Primary products.....	327999		11.4	0.2	0.0	0.0	3.3	0.0
All other nonmetallic mineral products.....		327999-P	11.4	0.2	0.0	0.0	3.4	0.0
Other nonmetallic mineral products.....		327999-0	11.4	0.2	0.0	0.0	3.4	0.0
Other nonmetallic mineral products.....		327999-09	6.6	0.9	0.0	0.2	3.8	0.0
Secondary products and miscellaneous receipts.....		327999-SM						
Primary metal mfg.....								
Iron & steel mills & ferroalloy mfg.....	331		-11.8	-3.7	-1.1	-1.6	-0.5	2.8
Iron & steel mills & ferroalloy mfg.....	3311		-18.7	-5.4	-3.4	-3.2	-2.7	5.2
Iron & steel mills & ferroalloy mfg.....	33111		-18.7	-5.4	-3.4	-3.2	-2.7	5.2
Iron and steel mills and ferroalloy mfg.....	331110		-18.6	-5.4	-3.4	-3.2	-2.7	5.2
Primary products.....		331110-P	-20.3	-5.3	-3.5	-3.7	-3.0	4.5
Steel ingots and semifinished products.....		331110-3	-4.1	-3.3	-1.5	-3.5	2.3	3.6
Ferroalloys and related products.....		331110-6	-21.6	-2.8	-1.5	-4.0	-5.6	-4.6
Hot rolled steel bars, plates, and structural shapes.....		331110-7	-6.5	-1.3	-3.1	-2.7	-2.6	0.3
Hot rolled steel bars, plates, and structural shapes, carbon.....		331110-71	-7.5	-1.2	-2.8	-3.2	-2.4	0.0
Secondary products and miscellaneous receipts.....		331110-SM						
Steel product mfg from purchased steel.....	3312		-15.5	-2.5	-1.7	-3.2	-0.9	-2.1
Iron & steel pipe and tube mfg from purchased steel.....	33121		-15.6	-2.2	-1.0	-3.1	-1.2	-4.6
Iron and steel pipe and tube manufacturing from purchased steel.....	331210		-15.6	-2.2	-1.0	-3.1	-1.2	-4.6
Primary products.....		331210-P	-16.6	-2.3	-1.0	-3.1	-1.3	-4.7
Iron and steel pipes and tubes, from purchased iron and steel.....		331210-0	-16.6	-2.3	-1.0	-3.1	-1.3	-4.7
Pipe and tube, carbon.....		331210-02	-20.4	-3.6	-1.0	-3.1	-1.6	-4.7
Pipe and tube, alloy.....		331210-03	-6.1	2.8	-1.1	-3.4	-1.6	-8.3
Pipe and tube, stainless.....		331210-04	3.3	0.9	-1.0	-1.3	1.0	-0.3
Secondary products and miscellaneous receipts.....		331210-SM1						

See footnotes at end of table.

Table 12. Producer price index percentage changes for the net output of selected industries and their products, not seasonally adjusted — Continued
[February 2023]

Title ¹	Industry code	Product code	Unadjusted 12-month percent change ²	Unadjusted 1-month percent change ²				
				Feb. 2022 to Feb. 2023 ^P	Sept. to Oct.	Oct. to Nov. ^P	Nov. to Dec. ^P	Dec. to Jan. ^P
Iron and steel pipe and tube manufacturing from purchased steel - Continued								
Rolling & drawing of purchased steel	33122		-16.1	-3.1	-2.7	-3.2	-0.5	0.9
Rolled steel shape mfg.	331221		-28.6	-4.0	-4.4	-4.7	-0.9	3.1
Primary products		331221-P	-30.5	-4.4	-5.0	-5.2	-1.3	3.2
Cold rolled steel sheet and strip, made from purchased steel		331221-1	-43.6	-5.2	-8.1	-7.4	-2.4	4.3
Cold finished steel bars and bar shapes, made from purchased steel		331221-3	7.0	-2.9	0.2	-1.8	0.3	1.5
Secondary products and miscellaneous receipts		331221-SM						
Steel wire drawing	331222		-2.3	-2.3	-1.4	-2.1	-0.2	-0.7
Primary products		331222-P	-3.0	-2.4	-1.3	-2.2	-0.2	-0.7
Steel wire, including galvanized and other coated wire		331222-5	2.3	-1.7	-1.1	-1.4	0.3	-1.4
Carbon steel wire		331222-5A	-2.8	-0.8	-1.6	-1.9	-0.3	-2.4
Stainless steel wire		331222-5C	—	-4.3	0.0	0.0	0.0	—
Secondary products and miscellaneous receipts		331222-SM						
Miscellaneous receipts		331222-M	—	-0.2	-3.0	-0.3	0.0	-3.6
Secondary products		331222-S	—	-2.5	0.0	-0.2	—	—
Alumina & aluminum production & processing	3313		-11.2	-3.4	-0.3	0.9	3.0	2.9
Alumina & aluminum production & processing	33131		-11.2	-3.4	-0.3	0.9	3.0	2.9
Secondary smelting and alloying of aluminum	331314		-1.7	-2.9	-1.5	0.2	0.4	2.8
Primary products		331314-P	-2.7	-3.2	-1.7	0.2	0.3	2.9
Aluminum ingot, including billet, made by secondary smelters		331314-2	-3.6	-3.7	-1.9	0.2	0.4	2.7
Aluminum and aluminum-base alloys powders, paste, and flakes		331314-5	4.9	0.0	0.1	0.0	-0.1	4.4
Secondary products and miscellaneous receipts		331314-SM						
Aluminum sheet, plate, and foil mfg.	331315		-15.1	-2.6	-1.3	1.1	2.4	2.8
Primary products		331315-P	-15.1	-2.6	-1.3	1.1	2.4	2.8
Aluminum sheet, plate, and foil		331315-0	-15.1	-2.6	-1.3	1.1	2.4	2.8
Other aluminum rolling, drawing, and extruding	331318		-4.9	-4.5	-1.0	1.3	4.9	3.5
Primary products		331318-P	-5.4	-4.5	-1.1	1.4	4.9	3.6
Extruded aluminum rod, bar, and other extruded shapes		331318-1	-5.1	-4.4	-1.1	1.4	4.7	3.5
Extruded and drawn aluminum tube		331318-3	-7.0	-4.7	-1.3	1.5	8.4	4.5
Secondary products and miscellaneous receipts		331318-SM						
Nonferrous (exc alum) production & processing	3314		-2.0	-2.2	4.7	1.1	2.2	1.9
Nonferrous metal (except aluminum) smelting and refining	33141		—	-2.0	4.3	2.2	3.4	—
Nonferrous metal (except aluminum) smelting and refining	331410		—	-2.0	4.3	2.2	3.4	—
Primary products		331410-P	—	-2.1	4.2	2.0	3.4	—
Primary smelting and refining of copper		331410-1	—	-0.9	3.0	0.0	1.8	—
Secondary products and miscellaneous receipts		331410-SM1						
Copper rolling/drawing/extruding & alloying	33142		-1.5	-3.3	5.2	0.8	3.3	2.6
Copper rolling, drawing, extruding, and alloying	331420		-1.5	-3.3	5.2	0.8	3.3	2.6
Primary products		331420-P	-1.6	-3.5	5.7	0.8	3.3	2.7
Copper wire and cable		331420-A	-1.6	-0.3	2.7	1.3	4.6	3.3
Copper and copper alloy mill shapes, except wire and cable		331420-B	—	—	—	—	2.2	2.3
Copper and copper alloy sheet, strip, and plate		331420-B1	—	-2.1	7.2	1.0	—	—
Copper and copper alloy rod, bar, and shapes		331420-B5	-3.9	-2.6	7.7	1.3	2.1	1.6
Secondary smelting, refining, and alloying of copper		331420-8	-7.3	-4.8	2.5	-2.7	2.4	1.2
Secondary products and miscellaneous receipts		331420-SM						
Miscellaneous receipts		331420-M	—	—	—	—	—	—
Other nonferrous roll/draw/extruding/alloying	33149		0.3	-1.3	4.4	0.8	0.2	0.3
Nonferrous metal (except copper and aluminum) rolling, drawing, and extruding	331491		9.7	-2.4	-0.7	0.6	1.8	1.7
Primary products		331491-P	10.3	-2.5	-0.4	0.6	1.8	1.6
All other nonferrous metal mill shapes		331491-D	5.1	-5.3	0.4	0.4	1.6	4.1
Nickel and nickel-base alloy mill shapes		331491-2	14.2	-3.5	-1.6	-0.1	0.8	2.5
Titanium and titanium-base alloy mill shapes		331491-3	15.6	0.4	0.0	2.1	1.3	0.0
Secondary products and miscellaneous receipts		331491-SM						
Secondary products		331491-S	0.6	-0.6	0.0	0.4	-1.7	1.8
Secondary smelting, refining, and alloying of nonferrous metal (except copper and aluminum)	331492		-4.9	-0.8	7.1	0.9	-1.1	-0.9
Primary products		331492-P	-5.2	-0.8	7.7	1.0	-1.1	-1.0
Secondary products and miscellaneous receipts		331492-SM						
Foundries	3315		9.3	-0.2	0.7	0.0	0.7	0.8

See footnotes at end of table.

Table 12. Producer price index percentage changes for the net output of selected industries and their products, not seasonally adjusted — Continued
 [February 2023]

Title ¹	Industry code	Product code	Unadjusted 12-month percent change ²	Unadjusted 1-month percent change ²					
				Feb. 2022 to Feb. 2023 ^P	Sept. to Oct.	Oct. to Nov. ^P	Nov. to Dec. ^P	Dec. to Jan. ^P	Jan. to Feb. ^P
Foundries - Continued									
Ferrous metal foundries.....	33151		9.6	0.0	0.2	0.0	1.0	0.8	
Iron foundries.....	331511		7.6	1.0	0.3	-0.3	-0.2	1.5	
Primary products.....		331511-P	7.3	0.9	0.3	-0.3	-0.3	1.5	
Ductile iron pressure pipe and fittings.....		331511-1	7.7	-0.7	1.9	-0.9	-0.8	0.9	
Other ductile iron castings.....		331511-3	5.0	1.4	0.0	-0.1	-0.1	0.7	
Other ductile iron castings for automotive uses.....		331511-31	3.3	0.3	-0.1	-0.2	0.2	1.6	
Other ductile iron castings for all other uses.....		331511-32	6.4	2.3	0.1	-0.1	-0.3	0.1	
Other gray iron castings.....		331511-9	7.6	1.3	0.0	-1.3	-0.1	3.3	
Secondary products and miscellaneous receipts.....		331511-SM							
Steel investment foundries.....	331512		8.7	-2.1	0.0	0.0	2.1	0.0	
Primary products.....		331512-P	8.8	-2.2	0.0	0.0	2.1	0.0	
Steel investment castings.....		331512-0	8.8	-2.2	0.0	0.0	2.1	0.0	
Secondary products and miscellaneous receipts.....		331512-SM							
Secondary products.....		331512-S	5.9	0.0	0.8	0.0	1.1	0.1	
Steel foundries, except investment.....	331513		16.2	-0.3	0.1	1.0	3.3	0.1	
Primary products.....		331513-P	15.9	-0.4	0.1	1.1	3.4	0.1	
Carbon steel castings, except investment.....		331513-1	11.3	0.1	0.3	2.5	0.3	0.5	
Alloy steel castings, excluding investment.....		331513-4	18.2	-0.7	0.0	0.0	4.5	0.0	
High alloy steel castings, except investment.....		331513-41	—	0.0	0.0	0.0	7.0	—	
Other alloy steel castings, except investment.....		331513-43	12.2	-1.0	0.0	0.0	0.2	0.0	
Secondary products and miscellaneous receipts.....		331513-SM							
Nonferrous metal foundries.....	33152		8.8	-0.5	1.4	0.0	0.4	0.8	
Nonferrous metal die-casting foundries.....	331523		8.6	-0.8	1.5	-0.1	-0.2	0.7	
Primary products.....		331523-P	8.8	-0.8	1.6	-0.1	-0.2	0.7	
Aluminum die-castings.....		331523-1	5.8	-0.6	2.3	-0.2	-0.6	0.8	
Nonferrous (except aluminum) die-castings.....		331523-3	17.3	-1.3	-0.3	0.1	1.1	0.1	
Secondary products and miscellaneous receipts.....		331523-SM							
Secondary products.....		331523-S	6.7	-0.2	-0.1	-0.6	-0.5	0.0	
Aluminum foundries, except die-casting.....	331524		11.8	0.0	1.3	0.4	0.9	0.2	
Primary products.....		331524-P	12.6	0.0	1.5	0.5	0.9	0.1	
Aluminum castings, excluding die-castings.....		331524-0	12.6	0.0	1.5	0.5	0.9	0.1	
Secondary products and miscellaneous receipts.....		331524-SM							
Secondary products.....		331524-S1	7.5	-0.1	0.0	0.0	0.7	0.4	
Other nonferrous metal foundries, except die-casting.....	331529		5.3	-0.5	1.2	-0.1	1.7	1.9	
Primary products.....		331529-P	4.2	-0.3	0.9	-0.3	1.8	2.0	
Copper foundries (excluding die-casting).....		331529-5	0.8	-0.5	1.4	-0.5	2.0	0.7	
Secondary products and miscellaneous receipts.....		331529-SM							
Fabricated metal product mfg.....	332		6.2	0.0	-0.1	-0.1	0.3	0.5	
Forging & stamping.....	3321		-4.9	-1.6	-2.4	-0.7	1.0	1.2	
Forging & stamping.....	33211		-4.9	-1.6	-2.4	-0.7	1.0	1.2	
Iron and steel forging.....	332111		9.6	-0.9	-0.6	-0.6	2.5	0.9	
Primary products.....		332111-P	9.8	-0.9	-0.7	-0.6	2.6	1.0	
Hot impression die impact, press and upset steel forgings.....		332111-1	6.2	-0.8	-0.8	-1.6	2.8	1.1	
Hot impression die impact, press and upset carbon steel forgings.....		332111-11	5.2	-1.3	-0.5	-3.8	2.5	1.7	
Hot impression die impact, press and upset alloy steel forgings.....		332111-12	6.3	-0.5	-1.4	0.5	2.0	0.8	
Secondary products and miscellaneous receipts.....		332111-SM							
Nonferrous forging.....	332112		7.4	-1.3	0.3	0.1	-1.2	2.4	
Primary products.....		332112-P	8.2	-1.5	0.3	0.1	-1.3	2.3	
Hot impression die impact, press and upset nonferrous forgings.....		332112-4	9.0	-1.6	0.3	0.1	-1.4	2.6	
Hot impression die impact, press, and upset aluminum and aluminum alloy forgings.....		332112-41	2.0	-3.1	0.3	0.1	-2.6	0.0	
Hot impression die impact, press, and upset titanium and titanium alloy forgings.....		332112-42	21.0	0.0	0.0	0.0	0.6	8.2	
Other nonferrous hot impression die impact, press, and upset forgings.....		332112-43	16.1	0.0	1.3	0.0	1.5	3.3	
Secondary products and miscellaneous receipts.....		332112-SM							
Custom roll forming.....	332114		-21.0	-3.7	-4.7	-2.1	0.0	0.0	
Primary products.....		332114-P	-23.1	-4.1	-5.2	-2.4	-0.1	0.0	
Custom roll formed products (steel, aluminum and other metal).....		332114-0	-23.1	-4.1	-5.2	-2.4	-0.1	0.0	
Secondary products and miscellaneous receipts.....		332114-SM							
Powder metallurgy part mfg.....	332117		—	-1.6	-0.3	0.0	-0.1	—	

See footnotes at end of table.

Table 12. Producer price index percentage changes for the net output of selected industries and their products, not seasonally adjusted — Continued
[February 2023]

Title ¹	Industry code	Product code	Unadjusted 12-month percent change ²	Unadjusted 1-month percent change ²				
				Feb. 2022 to Feb. 2023 ^P	Sept. to Oct.	Oct. to Nov. ^P	Nov. to Dec. ^P	Dec. to Jan. ^P
Powder metallurgy part mfg - Continued								
Primary products.....		332117-P	-	-1.6	-0.3	0.0	-0.1	-
Powder metallurgy parts.....		332117-0	-	-1.6	-0.3	0.0	-0.1	-
Other metal stamping, except automotive.....	332119		-1.3	-0.6	-2.5	0.1	1.4	2.2
Primary products.....		332119-P	-0.6	0.1	-2.7	0.1	0.6	2.6
Metal job stampings, except automotive.....		332119-3	-1.5	0.6	-3.4	0.1	1.2	1.3
Motor and generator metal job stamping.....		332119-32	-12.3	-5.3	0.0	0.0	-3.9	0.0
Other metal job stampings.....		332119-33	7.4	1.1	0.0	0.2	2.3	0.0
Secondary products and miscellaneous receipts.....		332119-SM						
Cutlery & handtool mfg.....	3322		6.5	0.8	0.2	0.8	0.8	0.7
Cutlery & handtool mfg.....	33221		6.5	0.8	0.2	0.8	0.8	0.7
Metal cookware, cutlery, and flatware mfg.....	332215		4.4	0.3	0.0	1.9	0.0	0.7
Primary products.....		332215-P	4.2	0.5	0.0	1.3	0.0	0.7
Cutlery, scissors, shears, trimmers, and snips.....		332215-2	15.1	-0.6	0.0	8.7	0.0	0.0
Secondary products and miscellaneous receipts.....		332215-SM						
Miscellaneous receipts.....		332215-M	5.3	-1.3	0.0	8.7	0.0	0.0
Secondary products.....		332215-S	1.8	0.0	0.0	0.0	0.0	0.0
Saw blade, handsaw, and hand and edge tool mfg.....	332216		7.7	1.1	0.3	0.2	1.2	0.7
Primary products.....		332216-P	7.6	1.1	0.3	0.2	1.3	0.8
Saw blades and handsaws.....		332216-C	-	3.0	0.0	0.0	-	-
Edge tools, hand-operated.....		332216-4	8.1	0.0	0.0	0.0	0.0	2.3
All other miscellaneous hand tools, except handsaws.....		332216-7	4.4	0.4	0.0	0.0	0.0	1.9
Secondary products and miscellaneous receipts.....		332216-SM						
Miscellaneous receipts.....		332216-M	7.8	0.9	0.0	0.0	0.0	0.0
Secondary products.....		332216-S	7.1	1.1	2.3	0.0	0.4	0.0
Architectural & structural metals mfg.....	3323		5.4	-0.4	-0.6	-0.2	0.1	0.4
Plate work & fabricated structural prod mfg.....	33231		3.9	-1.1	-0.6	-0.4	0.3	0.5
Prefabricated metal buildings and components mfg.....	332311		-3.8	-2.0	-0.4	-1.6	0.2	0.4
Primary products.....		332311-P	-4.3	-2.7	-0.1	-1.5	0.1	0.6
Prefabricated metal bldg & component systems (excl. farm service bldgs, resid. bldgs, & parts).....		332311-1	-2.1	-2.2	0.0	-0.6	0.0	0.7
Other prefabricated and portable metal buildings and parts.....		332311-3	-9.2	-3.7	-0.4	-3.7	0.4	0.1
Secondary products and miscellaneous receipts.....		332311-SM						
Fabricated structural metal mfg.....	332312		6.5	-1.2	-0.6	0.0	0.4	0.6
Primary products.....		332312-P	4.3	-1.5	-0.6	0.0	0.5	0.3
Fabricated structural metal bar joists and concrete reinforcing bars.....		332312-1	4.5	-2.5	-0.9	0.2	1.0	0.7
Fabricated structural iron and steel for industrial buildings metal bar joists, short span.....		332312-11	-0.2	-5.7	-1.2	-1.4	-0.7	1.0
Fabricated structural iron & steel for commercial, residential, institutional, & public bldgs.....		332312-12	5.5	-1.9	-0.8	0.5	1.4	0.6
Other fabricated structural metal.....		332312-5	5.1	-0.4	-0.4	-0.1	-0.1	0.8
Fabricated structural metal for bridges.....		332312-6	-0.1	2.7	0.2	-1.1	3.1	-7.3
Secondary products and miscellaneous receipts.....		332312-SM						
Miscellaneous receipts.....		332312-M1	-	0.7	-0.1	-	-	-
Plate work mfg.....	332313		-1.1	0.0	-0.9	-0.8	0.0	-0.1
Primary products.....		332313-P	-1.0	0.0	-0.9	-0.8	0.0	0.0
Fabricated plate work (stacks and weldments).....		332313-0	-1.0	0.0	-0.9	-0.8	0.0	0.0
Secondary products and miscellaneous receipts.....		332313-SM1						
Ornamental & architectural metal prod mfg.....	33232		7.3	0.4	-0.6	-0.1	-0.2	0.3
Metal window and door mfg.....	332321		7.1	0.6	0.1	0.0	0.0	0.8
Primary products.....		332321-P	7.3	0.7	0.1	0.0	0.0	0.7
Metal molding and trim and store fronts.....		332321-B	5.4	0.6	0.0	0.0	0.0	0.0
Metal windows (except storm sash).....		332321-D	11.7	1.2	0.0	0.0	0.0	0.0
Metal doors (except storm doors).....		332321-1	6.5	0.6	0.2	0.0	0.0	0.4
Metal window and door screens (except combination screens) and metal weather strip.....		332321-9	0.9	0.1	0.0	0.0	0.0	0.0
Secondary products and miscellaneous receipts.....		332321-SM						
Secondary products.....		332321-S	7.0	0.3	-0.1	0.0	0.2	2.3
Sheet metal work mfg.....	332322		6.0	0.4	-1.0	-0.1	-0.5	0.2
Primary products.....		332322-P	4.6	0.4	-1.1	-0.1	-0.5	-0.4
Sheet metal electronic enclosures.....		332322-C	6.6	0.1	-0.1	0.0	0.1	-0.1
Steel sheet metal computer & peripheral equipment enclosures.....		332322-C1	0.7	0.9	-0.1	0.1	0.0	0.0

See footnotes at end of table.

Table 12. Producer price index percentage changes for the net output of selected industries and their products, not seasonally adjusted — Continued
[February 2023]

Title ¹	Industry code	Product code	Unadjusted 12-month percent change ²	Unadjusted 1-month percent change ²				
				Feb. 2022 to Feb. 2023 ^P	Sept. to Oct.	Oct. to Nov. ^P	Nov. to Dec. ^P	Dec. to Jan. ^P
Sheet metal work mfg - Continued								
Aluminum sheet metal computer & peripheral equipment enclosures.....		332322-C2	8.1	0.0	-0.1	0.0	0.0	0.0
Other sheet metal electronic enclosures (excluding computers).....		332322-C3	9.7	-0.4	-0.1	0.0	0.2	-0.2
Other sheet metal work.....		332322-G	6.9	0.3	-0.7	-0.2	-0.1	0.0
Aluminum and other sheet metal work.....		332322-G3	2.9	0.6	-1.2	-0.3	-0.1	0.1
Sheet metal air-conditioning ducts and stove pipe.....		332322-1	5.3	0.0	0.0	0.0	0.6	0.0
Sheet metal roofing and roof drainage equipment.....		332322-7	2.5	2.3	-3.8	0.3	-0.5	-1.1
Secondary products and miscellaneous receipts.....		332322-SM						
Secondary products.....		332322-S	12.5	0.0	-0.5	0.0	0.2	0.5
Ornamental and architectural metal work mfg.....	332323		10.9	0.0	-0.6	0.0	0.0	-0.1
Primary products.....		332323-P	11.6	0.0	-0.6	0.0	0.0	-0.1
Open metal flooring, grating, and studs.....		332323-6	-	-	-	-	-	-
Ornamental and architectural metal work.....		332323-8	8.5	-0.1	-1.3	0.0	0.0	-0.2
Iron, steel, and aluminum stairs, staircases, and fire escapes.....		332323-81	8.2	-0.1	-1.6	0.0	-0.1	-0.2
Steel and aluminum fences, gates (not wire), and railings and window guards...		332323-82	9.2	0.0	-0.5	0.0	0.0	0.0
Other architectural and ornamental work.....		332323-9	25.8	0.0	0.0	0.0	0.0	0.0
Other aluminum and metal architectural and ornamental work.....		332323-91	28.3	0.0	0.0	0.0	0.0	0.0
Other iron and steel architectural and ornamental work.....		332323-92	25.5	0.0	0.0	0.0	0.0	0.0
Secondary products and miscellaneous receipts.....		332323-SM						
Secondary products.....		332323-S	-2.1	0.9	-0.5	-0.6	-0.1	-1.0
Boiler, tank & shipping container mfg.....	3324		5.9	-0.2	-0.1	0.0	-0.7	-0.2
Power boiler & heat exchanger mfg.....	33241		12.3	-0.4	0.3	0.3	0.5	0.0
Power boiler and heat exchanger mfg.....	332410		12.3	-0.4	0.3	0.3	0.5	0.0
Primary products.....		332410-P	13.0	-0.6	0.2	0.4	0.5	0.0
Fabricated heat exchangers and steam condensers (excluding nuclear applications).....		332410-1	12.9	0.2	0.3	0.5	0.0	0.0
Steel power boilers (stationary and marine), parts and attachments (excl. nuclear applications).....		332410-6	-	-4.0	-	-	-	-
Secondary products and miscellaneous receipts.....		332410-SM						
Secondary products.....		332410-S	-	0.9	3.0	0.2	-	-
Metal tank (heavy gauge) mfg.....	33242		8.1	0.1	0.0	-0.3	0.6	0.0
Metal tanks, heavy gauge, mfg.....	332420		8.1	0.1	0.0	-0.3	0.6	0.0
Primary products.....		332420-P	8.4	0.2	0.0	-0.2	0.8	0.0
Metal tanks, heavy gauge.....		332420-0	8.4	0.2	0.0	-0.2	0.8	0.0
Secondary products and miscellaneous receipts.....		332420-SM						
Secondary products.....		332420-S	6.1	0.1	0.1	-1.3	-1.3	-0.2
Light gauge metal container mfg.....	33243		2.4	-0.3	-0.4	0.0	-2.0	-0.4
Metal can mfg.....	332431		4.9	-0.2	0.0	0.0	-1.7	0.0
Primary products.....		332431-P	5.3	0.0	0.0	0.0	-1.7	0.0
Steel cans and tinware products.....		332431-1	18.7	0.0	0.0	0.0	0.6	0.0
Aluminum cans (including lids, ends, and parts shipped separately).....		332431-3	-1.8	-0.1	0.0	0.0	-3.2	0.0
Secondary products and miscellaneous receipts.....		332431-SM						
Secondary products.....		332431-S	-	-1.7	-0.2	-0.3	-	-
Other metal container mfg.....	332439		-5.5	-0.8	-1.6	0.0	-3.0	-1.9
Primary products.....		332439-P	-	-	-	-	-	-2.1
Steel shipping barrels & drums, exc. beer barrels (more than 12-gallon capacity)..		332439-3	-17.5	-2.8	-7.0	0.2	-4.2	-5.3
All other metal containers.....		332439-6	3.3	0.0	0.0	0.0	-1.9	0.0
Secondary products and miscellaneous receipts.....		332439-SM						
Secondary products.....		332439-S	-4.0	0.0	0.0	0.0	-9.8	0.0
Hardware mfg.....	3325		3.1	-0.1	0.6	0.8	0.8	-1.7
Hardware mfg.....	33251		3.1	-0.1	0.6	0.8	0.8	-1.7
Hardware mfg.....	332510		3.1	-0.1	0.6	0.8	0.8	-1.7
Primary products.....		332510-P	3.1	-0.1	0.5	1.0	0.8	-1.8
All other miscellaneous hardware.....		332510-A	3.8	-0.1	0.0	0.0	0.1	2.6
Furniture hardware (excluding cabinet hardware).....		332510-2	2.1	-0.3	-0.5	0.0	-1.2	-0.2
Builders' hardware, including fabricated metal safe and vault locks, & cabinet hardware.....		332510-4	2.5	0.0	0.1	2.1	0.0	-4.2
Motor vehicle hardware (lock units, door & window handles, window regulators, hinges, etc.).....		332510-6	4.0	0.0	3.2	0.0	1.7	0.0
Other transportation equipment hardware, incl. marine & aircraft (excl. motor vehicle hardware).....		332510-7	-	-1.2	-3.5	0.0	-	-
Secondary products and miscellaneous receipts.....		332510-SM						

See footnotes at end of table.

Table 12. Producer price index percentage changes for the net output of selected industries and their products, not seasonally adjusted — Continued
 [February 2023]

Title ¹	Industry code	Product code	Unadjusted 12-month percent change ²	Unadjusted 1-month percent change ²				
				Feb. 2022 to Feb. 2023 ^P	Sept. to Oct.	Oct. to Nov. ^P	Nov. to Dec. ^P	Dec. to Jan. ^P
Hardware mfg - Continued								
Miscellaneous receipts.....		332510-M	6.5	0.0	0.2	0.4	2.0	2.2
Secondary products.....		332510-S	5.0	0.0	3.2	-1.0	0.0	0.0
Spring & wire product mfg.....	3326		22.4	4.1	8.2	-0.1	-2.4	-0.7
Spring & wire product mfg.....	33261		22.4	4.1	8.2	-0.1	-2.4	-0.7
Spring mfg.....	332613		41.5	4.9	18.9	-0.3	-0.1	-0.5
Primary products.....		332613-P	44.9	5.3	20.4	-0.3	-0.1	-0.6
Cold formed steel springs, except wire.....		332613-3	71.8	0.0	71.7	-0.1	0.1	0.0
Precision mechanical wire springs.....		332613-5	17.4	0.5	0.4	0.1	0.5	-0.3
Precision mechanical extension- and torsion-type wire springs.....		332613-51	12.2	1.4	-0.3	-0.3	-0.2	-0.7
Precision mechanical compression-type wire springs.....		332613-52	20.1	0.1	0.8	0.2	1.0	0.0
Secondary products and miscellaneous receipts.....		332613-SM						
Secondary products.....		332613-S	4.5	0.0	0.0	0.0	2.2	0.0
Other fabricated wire product mfg.....	332618		8.1	3.4	-0.4	0.1	-4.4	-0.9
Primary products.....		332618-P	10.4	4.0	-0.3	0.2	-0.3	-0.9
Other ferrous wire products, excluding springs, made from purchased wire.....		332618-B	20.2	10.8	-0.1	0.3	0.0	0.0
Other fabricated wire products, made from purchased wire.....		332618-2	11.0	2.1	0.0	0.0	0.0	-2.2
Ferrous wire cloth and other ferrous woven wire products, made from purchased wire.....		332618-3	10.1	1.4	0.0	0.0	0.0	0.8
Steel fencing and fence gates, made from purchased wire.....		332618-7	0.4	-0.2	-4.3	1.3	-2.6	0.4
Steel nails, staples, tacks, spikes, and brads, made from purchased wire.....		332618-9	9.4	0.1	0.0	0.3	-0.4	0.1
Secondary products and miscellaneous receipts.....		332618-SM						
Secondary products.....		332618-S	6.8	0.0	0.8	0.0	1.4	0.0
Mach shops, turn prod, screw, nut, bolt mfg.....	3327		10.8	0.1	0.1	0.0	0.1	2.1
Machine shops.....	33271		7.4	0.5	0.3	-0.1	0.0	0.7
Machine shops.....	332710		7.4	0.5	0.3	-0.1	0.0	0.7
Primary products.....		332710-P	7.6	0.5	0.3	-0.1	0.0	0.8
Machine shop job work and job order repairs.....		332710-0	7.6	0.5	0.3	-0.1	0.0	0.8
Secondary products and miscellaneous receipts.....		332710-SM						
Turned product & screw, nut & bolt mfg.....	33272		14.7	-0.4	-0.1	0.1	0.3	3.6
Precision turned product mfg.....	332721		16.0	-0.1	0.2	0.0	0.1	5.2
Primary products.....		332721-P	16.8	-0.1	0.2	0.0	0.1	5.8
Precision turned products, automotive.....		332721-1	8.0	-0.5	0.0	0.0	0.0	8.5
Precision turned products, except automotive.....		332721-3	19.1	0.0	0.3	0.0	0.1	4.9
Secondary products and miscellaneous receipts.....		332721-SM						
Bolt, nut, screw, rivet, and washer mfg.....	332722		12.8	-0.8	-0.7	0.1	0.6	1.1
Primary products.....		332722-P	13.0	-0.7	-0.7	0.1	0.6	1.1
Nonthreaded metal fasteners (except aircraft types).....		332722-B	8.6	1.2	-1.6	0.0	2.7	-1.0
Aircraft fasteners, except plastics (including aerospace).....		332722-1	25.2	0.1	-1.9	0.0	0.0	0.0
Externally threaded metal fasteners (except aircraft types).....		332722-3	9.9	-1.8	-0.2	-0.1	0.7	2.8
Hex bolts, including heavy, tap-and-joint (excluding high-strength structural & aircraft types).....		332722-3122	3.8	-2.1	-2.6	0.1	2.3	0.1
Other metal bolts, including square, round, plow, high-strength structural, & bent bolts.....		332722-3133	14.7	-1.8	0.0	0.0	-1.4	5.9
Cap, set, machine, lag, flange, and self-locking screws (except aircraft types).....		332722-3144	14.2	-1.0	-0.6	-0.3	6.6	2.4
Internally threaded fasteners (except aircraft types).....		332722-5	7.2	0.2	0.5	2.0	0.3	0.0
Secondary products and miscellaneous receipts.....		332722-SM						
Miscellaneous receipts.....		332722-M	29.1	0.9	-0.1	0.2	5.9	-0.3
Coating/engrave/heat treating & other activity.....	3328		9.3	1.3	0.0	-0.6	2.4	0.0
Coating/engrave/heat treating & other activity.....	33281		9.3	1.3	0.0	-0.6	2.4	0.0
Metal heat treating.....	332811		16.7	4.1	0.0	0.0	2.5	0.6
Primary products.....		332811-P	12.4	2.3	0.0	0.0	2.5	0.6
Heat treating of metal for the trade (pickling, annealing, etc.).....		332811-0	12.4	2.3	0.0	0.0	2.5	0.6
Secondary products and miscellaneous receipts.....		332811-SM						
Metal coating and nonprecious engraving.....	332812		4.1	-0.1	0.0	-1.2	2.0	-0.3
Primary products.....		332812-P	4.2	-0.1	0.0	-1.2	2.2	-0.4
Metal coating, engraving, and allied services.....		332812-0	4.2	-0.1	0.0	-1.2	2.2	-0.4
Secondary products and miscellaneous receipts.....		332812-SM						
Electroplating, anodizing and coloring metal.....	332813		12.2	1.1	0.0	0.0	3.0	0.0
Primary products.....		332813-P	12.1	1.1	0.0	0.0	3.0	0.0
Electroplating, plating, polishing, anodizing and coloring metal.....		332813-0	12.1	1.1	0.0	0.0	3.0	0.0

See footnotes at end of table.

Table 12. Producer price index percentage changes for the net output of selected industries and their products, not seasonally adjusted — Continued
 [February 2023]

Title ¹	Industry code	Product code	Unadjusted 12-month percent change ²	Unadjusted 1-month percent change ²				
				Feb. 2022 to Feb. 2023 ^P	Sept. to Oct.	Oct. to Nov. ^P	Nov. to Dec. ^P	Dec. to Jan. ^P
Electroplating, anodizing and coloring metal - Continued								
Secondary products and miscellaneous receipts.....		332813-SM						
Other fabricated metal product mfg.....	3329		6.4	0.2	0.2	0.0	1.0	0.1
Metal valve mfg.....	33291		10.4	0.5	0.7	0.0	1.6	0.5
Industrial valve mfg.....	332911		11.9	0.7	1.4	0.0	0.8	0.0
Primary products.....		332911-P	12.0	0.8	1.3	0.0	0.8	0.0
Automatic regulating and control valves and parts (except nuclear), power operated.....		332911-F	9.3	7.0	0.2	0.0	0.0	0.0
Industrial valves for water works and municipal equipment (IBBM, AWWA, and UL).....		332911-N	21.5	0.0	1.3	0.0	0.4	0.0
Industrial ball valves (all metals, pressures, and types), incl. manual & power operated.....		332911-Q	—	0.0	2.5	0.0	—	—
Industrial butterfly valves (all metals, pressures, and types), incl. manual & power operated.....		332911-R	11.8	0.0	2.3	0.0	1.8	0.0
All other miscellaneous industrial valves.....		332911-X	10.7	0.0	0.3	0.0	0.6	0.0
Gates, globes, angles and other industrial valves.....		332911-1	8.3	0.0	0.0	0.0	2.3	0.0
Secondary products and miscellaneous receipts.....		332911-SM						
Miscellaneous receipts.....		332911-M	8.5	0.0	1.9	0.0	0.3	0.0
Secondary products.....		332911-S	12.0	0.0	2.5	0.2	0.8	0.6
Fluid power valve and hose fitting mfg.....	332912		8.3	-0.2	0.3	0.0	3.2	0.1
Primary products.....		332912-P	8.9	0.0	0.1	0.2	3.1	0.1
Nonaerospace type hydraulic and pneumatic assemblies of hose.....		332912-N	9.8	0.0	0.0	0.0	3.5	0.1
Nonaerospace type flared (metal) fittings, couplings and assemblies.....		332912-T	10.2	0.0	0.0	0.0	0.9	0.1
Nonaerospace type flareless fittings and couplings (incl. nonmetal fittings).....		332912-U	5.2	0.0	0.0	0.0	0.8	0.9
Aerospace type hydraulic fluid power valves.....		332912-1	0.9	0.0	0.4	-0.3	-0.1	0.0
Nonaerospace type hydraulic directional control valves.....		332912-5	5.9	0.0	0.6	1.6	0.2	0.0
Nonaerospace type hydraulic valves, except directional control.....		332912-7	9.0	0.3	0.0	0.0	0.0	0.0
Nonaerospace type pneumatic directional control valves.....		332912-9	5.2	0.2	0.4	0.5	1.3	0.0
Secondary products and miscellaneous receipts.....		332912-SM						
Miscellaneous receipts.....		332912-M	—	0.0	0.0	0.0	—	—
Secondary products.....		332912-S1	—	—	—	—	—	—
Plumbing fixture fitting and trim mfg.....	332913		5.4	0.4	0.0	0.0	1.5	0.0
Primary products.....		332913-P	2.9	0.5	0.0	0.0	1.6	0.0
Miscellaneous metal and nonmetal plumbing fixtures, fittings, and trim.....		332913-6	-1.5	0.0	0.0	0.0	0.3	0.0
Metal and nonmetal lavatory and sink fittings, excluding single control.....		332913-7	7.0	0.5	0.0	0.0	3.1	0.0
Secondary products and miscellaneous receipts.....		332913-SM						
Other metal valve and pipe fitting mfg.....	332919		14.6	1.0	0.0	0.0	0.5	3.0
Primary products.....		332919-P	15.4	1.2	0.1	0.0	0.5	3.2
Plumbing and heating valves and specialties, except plumbers' brass goods.....		332919-1	—	0.0	0.0	0.0	—	—
Metal fittings, flanges, and unions for pipe fittings.....		332919-4	17.8	1.4	0.1	0.0	0.2	3.6
Secondary products and miscellaneous receipts.....		332919-SM						
Secondary products.....		332919-S	5.4	0.0	0.0	0.0	0.5	0.0
All other fabricated metal product mfg.....	33299		3.1	0.0	-0.3	0.0	0.5	-0.2
Ball and roller bearing mfg.....	332991		7.2	-0.1	0.5	0.0	0.1	0.0
Primary products.....		332991-P	6.3	-0.2	0.5	0.0	0.1	-0.1
Ball bearings, complete, unmounted.....		332991-1	5.1	0.0	1.0	0.3	0.0	0.0
Tapered roller bearings (including cups & cones), unmounted.....		332991-3	—	0.0	0.0	0.0	0.0	—
Other roller bearings, unmounted.....		332991-5	4.2	0.0	0.0	0.0	0.5	0.0
Mounted bearings (excluding plain).....		332991-7	9.1	0.0	2.2	-0.9	0.5	0.0
Parts and components for ball and roller bearings (including balls and rollers) sold separately.....		332991-9	-1.0	-1.4	-0.3	0.4	-0.7	-1.3
Secondary products and miscellaneous receipts.....		332991-SM						
Secondary products.....		332991-S	—	0.0	0.0	0.0	0.0	0.0
Small arms ammunition mfg.....	332992		3.0	0.0	0.0	0.0	1.7	0.0
Primary products.....		332992-P	3.9	0.0	0.1	0.0	2.1	0.0
Small arms ammunition.....		332992-0	—	0.0	0.1	0.0	—	—
Secondary products and miscellaneous receipts.....		332992-SM						
Secondary products.....		332992-S	—	0.0	0.0	0.0	—	—
Ammunition, except small arms, manufacturing.....	332993		5.0	0.1	0.4	0.0	-0.1	0.9
Primary products.....		332993-P	5.9	1.5	0.0	-0.3	0.0	0.0
Ammunition (excluding small arms), more than 30 mm (1.18 in.).....		332993-0	5.9	1.5	0.0	-0.3	0.0	0.0
Secondary products and miscellaneous receipts.....		332993-SM1						
Fabricated pipe and pipe fitting mfg.....	332996		1.5	-0.3	-0.9	-0.3	0.3	1.0

See footnotes at end of table.

Table 12. Producer price index percentage changes for the net output of selected industries and their products, not seasonally adjusted — Continued
 [February 2023]

Title ¹	Industry code	Product code	Unadjusted 12-month percent change ²	Unadjusted 1-month percent change ²				
				Feb. 2022 to Feb. 2023 ^P	Sept. to Oct.	Oct. to Nov. ^P	Nov. to Dec. ^P	Dec. to Jan. ^P
Fabricated pipe and pipe fitting mfg - Continued								
Primary products.....		332996-P	0.0	-0.3	-1.0	-0.3	0.0	1.3
Fabricated pipe and pipe fittings made from purchased pipe.....		332996-0	0.0	-0.3	-1.0	-0.3	0.0	1.3
Secondary products and miscellaneous receipts.....		332996-SM						
Miscellaneous fabricated metal product mfg.....	332999		2.5	0.0	-0.6	0.1	0.5	-1.1
Primary products.....		332999-P	1.2	-0.1	-0.6	0.1	0.6	-1.1
All other miscellaneous fabricated metal products.....		332999-N	1.0	-0.2	-0.7	0.1	0.7	-1.1
Secondary products and miscellaneous receipts.....		332999-SM						
Secondary products.....		332999-S	7.3	2.6	-0.5	-0.3	-0.1	-1.3
Small arms, ordnance, and ordnance accessories mfg.....	33299T		1.2	0.0	0.1	0.0	0.3	0.0
Primary products.....		33299T-P	1.3	0.0	0.1	0.0	0.3	0.0
Single barrel shotguns, other small firearms n.e.c., and parts & attachments for small arms.....		33299T-45	0.5	0.0	0.0	0.0	0.5	0.0
Secondary products and miscellaneous receipts.....		33299T-SM						
Machinery manufacturing.....	333		9.7	0.7	0.3	0.2	1.3	0.3
Agricultural, construction, and mining machinery mfg.....	3331		11.0	1.5	0.2	0.1	1.7	0.0
Agricultural implement manufacturing.....	33311		10.5	1.9	0.0	0.2	0.3	-0.3
Farm machinery and equipment mfg.....	333111		10.4	2.1	0.0	0.0	-0.1	-0.4
Primary products.....		333111-P	9.9	2.2	0.0	0.0	-0.1	-0.4
Haying machinery and attachments.....		333111-A	9.6	0.0	0.0	0.0	-1.0	0.0
Parts for farm machinery, for sale separately.....		333111-C	7.7	0.5	0.2	-0.3	0.1	1.4
Farm plows, harrows, rollers, pulverizers, etc., and attachments.....		333111-E	22.9	0.0	0.0	0.0	0.0	0.0
All other farm machinery and equipment, excluding parts, including attachments...		333111-G	-1.2	-0.3	-0.8	-0.6	-0.5	-2.0
Commercial turf and grounds care equipment, including parts and attachments....		333111-J	8.8	0.5	0.5	0.0	-0.8	0.3
Farm dairy equipment, sprayers and dusters, farm blowers, and attachments.....		333111-4	7.8	0.0	0.0	0.0	0.8	0.0
Planting, seeding, and fertilizing machinery and attachments.....		333111-7	12.1	1.2	0.0	1.0	1.1	0.7
Harvesting machinery (except hay and straw) and attachments.....		333111-9	16.1	6.7	0.0	0.0	0.0	0.0
Secondary products and miscellaneous receipts.....		333111-SM						
Miscellaneous receipts.....		333111-M	21.5	1.4	0.0	0.4	0.0	0.0
Secondary products.....		333111-S	12.2	0.0	0.1	0.4	3.1	-0.3
Lawn and garden equipment mfg.....	333112		10.1	1.1	-0.1	1.4	1.7	-0.1
Primary products.....		333112-P	11.2	1.1	0.0	1.5	1.8	-0.1
Consumer nonriding lawn, garden, and snow equipment.....		333112-1	9.3	0.0	0.0	2.9	0.6	0.0
Consumer riding lawn, garden, and snow equipment.....		333112-3	11.4	1.1	0.4	0.1	3.2	0.0
Parts and attachments for consumer lawn, garden, and snow equipment.....		333112-7	12.5	3.9	-0.7	0.6	0.3	-0.6
Secondary products and miscellaneous receipts.....		333112-SM						
Secondary products.....		333112-S	1.6	0.5	-0.7	0.0	-0.4	-0.3
Construction machinery manufacturing.....	33312		12.9	0.0	0.4	0.0	3.7	0.2
Construction machinery mfg.....	333120		12.9	0.0	0.4	0.0	3.7	0.2
Primary products.....		333120-P	12.3	0.0	0.2	0.0	3.7	0.2
Power cranes, loaders, dozers, tractors, off-highway trucks, mixers, pavers, backhoes, etc.....		333120-1	14.1	-0.1	-0.1	0.0	4.9	0.3
Power cranes, draglines, & shovels (excavators) (incl. surface mining equip.) (excluding parts).....		333120-11	15.8	0.3	0.1	0.0	4.6	0.0
Mixers, pavers, and related equipment (excluding parts).....		333120-12	21.4	0.0	1.3	0.0	5.8	0.0
Off-highway trucks, haulers, truck-type tractor chassis, trailers, etc. (excluding parts).....		333120-13	12.7	1.9	0.3	0.0	3.7	0.0
Tractor shovel loaders (skid steer, wheel, crawler, and integral design backhoes).....		333120-14	15.9	0.1	0.1	0.0	5.1	0.3
Construction wheel and crawler tractors, dozers, self-propelled log skidders, etc.....		333120-15	7.0	-1.4	-1.3	0.0	2.4	1.9
Graders, rollers & compactors, rough-terrain forklifts, scrapers, trenchers, etc. (excl. parts).....		333120-16	16.0	0.0	0.4	0.0	4.3	0.0
Construction machinery for mounting (excluding parts, winches, snow clearing attachments).....		333120-17	18.6	0.0	0.0	0.0	10.9	0.0
Parts for construction machinery and equipment, sold separately.....		333120-9	9.8	1.0	0.7	0.3	0.6	0.0
Parts for cranes, draglines, and shovels (including surface mining equipment) (sold separately).....		333120-91	12.4	3.3	0.0	0.0	0.0	0.0
Parts for off-highway wheel tractors and shovel loaders (sold separately).....		333120-92	11.1	0.0	5.6	0.0	0.5	0.0
Parts for other construction machinery (sold separately).....		333120-93	8.0	0.0	-0.4	0.6	1.0	0.0
Secondary products and miscellaneous receipts.....		333120-SM						
Miscellaneous receipts.....		333120-M	13.8	0.0	1.9	0.0	1.3	0.1
Mining and oil and gas field machinery mfg.....	33313		9.1	3.0	0.3	0.2	0.7	0.0
Mining machinery and equipment mfg.....	333131		13.7	0.0	0.8	0.6	0.5	0.0

See footnotes at end of table.

Table 12. Producer price index percentage changes for the net output of selected industries and their products, not seasonally adjusted — Continued
[February 2023]

Title ¹	Industry code	Product code	Unadjusted 12-month percent change ²	Unadjusted 1-month percent change ²				
			Feb. 2022 to Feb. 2023 ^P	Sept. to Oct.	Oct. to Nov. ^P	Nov. to Dec. ^P	Dec. to Jan. ^P	Jan. to Feb. ^P
Mining machinery and equipment mfg - Continued								
Primary products.....		333131-P	14.0	0.0	0.9	0.2	0.5	0.0
Mining machinery and equipment (except parts sold separately).....		333131-2	14.2	0.0	1.1	0.1	0.6	0.0
Underground mining machinery (except parts sold separately).....		333131-21	—	0.0	0.0	0.0	0.0	—
Mineral processing & beneficiation machinery (except parts sold separately)....		333131-23	10.5	0.0	7.3	0.0	0.0	0.0
Crushing, pulverizing & screening machinery (except parts sold separately)....		333131-25	6.7	0.0	4.6	0.0	0.0	0.0
Drills and other mining machinery (except parts sold separately).....		333131-27	—	0.0	0.0	0.9	1.7	—
Parts and attachments for mining machinery and equipment (sold separately)....		333131-9	13.5	0.0	0.4	0.7	0.3	0.0
Secondary products and miscellaneous receipts.....		333131-SM						
Miscellaneous receipts.....		333131-M	16.2	0.0	0.0	6.2	2.3	0.4
Oil and gas field machinery and equipment mfg.....	333132		7.5	4.2	0.1	0.0	0.8	0.0
Primary products.....		333132-P	7.5	4.5	0.1	0.0	0.8	0.0
Oil and gas field production machinery and equipment (except pumps).....		333132-A	8.0	0.8	0.5	0.0	1.1	0.0
Oil and gas field production machinery and equipment (except pumps and parts sold separately).....		333132-A1	7.4	0.8	0.0	0.0	1.5	0.0
Parts and attachments for oil and gas field production machinery and equipment (except pumps).....		333132-A2	11.7	0.4	2.7	0.0	0.0	0.0
Rotary oil and gas field drilling machinery and equipment.....		333132-1	5.7	3.9	0.0	0.0	1.5	0.0
Secondary products and miscellaneous receipts.....		333132-SM						
Industrial machinery manufacturing.....	3332		10.3	-0.2	0.4	-0.2	1.1	1.6
Other industrial machinery manufacturing.....	33324		10.3	-0.2	0.4	-0.2	1.1	1.6
Food product machinery mfg.....	333241		11.1	0.4	0.3	0.4	2.4	0.0
Primary products.....		333241-P	11.5	0.5	0.4	0.5	2.4	0.0
Dairy and milk products plant machinery and equipment.....		333241-1	—	0.0	0.0	0.2	0.0	—
Commercial food products machinery (except packaging and cooking equipment).....		333241-3	12.7	0.5	1.0	0.9	3.5	0.0
Industrial food products machinery for processing foods, beverages, & animal & fowl feed.....		333241-5	10.0	0.7	-0.1	0.2	1.8	0.0
Other industrial food and feed machinery.....		333241-51	9.8	0.0	0.0	0.2	0.3	0.0
Machinery for sorting, grading, and cleaning fruits, vegetables, eggs, and for processing meat.....		333241-52	10.1	2.4	0.0	0.0	3.1	0.0
Parts and attachments for industrial food and feed products machinery.....		333241-53	6.2	0.0	-0.4	0.4	-0.3	0.0
Secondary products and miscellaneous receipts.....		333241-SM						
Miscellaneous receipts.....		333241-M	9.4	0.0	0.0	0.0	1.6	0.0
Secondary products.....		333241-S	8.0	0.0	0.0	0.0	2.0	1.9
Semiconductor machinery mfg.....	333242		9.5	-0.2	0.0	0.6	0.1	2.2
Primary products.....		333242-P	9.8	-0.2	0.0	0.7	0.1	2.1
Semiconductor machinery and parts.....		333242-0	9.8	-0.2	0.0	0.7	0.1	2.1
Secondary products and miscellaneous receipts.....		333242-SM						
Miscellaneous receipts.....		333242-M	5.1	0.1	0.0	0.0	0.0	4.5
Sawmill, woodworking and paper machinery mfg.....	333243		9.7	0.2	1.9	0.2	0.8	0.2
Primary products.....		333243-P	9.5	0.0	1.5	0.2	0.7	0.3
Sawmill and woodworking machinery.....		333243-A	6.6	0.3	0.0	0.3	0.4	0.7
Sawmill and woodworking machinery, excluding parts & attachments.....		333243-A3	7.2	0.3	0.0	0.3	0.2	0.7
Parts, attachments & accessories for sawmill & woodworking machinery.....		333243-A4	3.6	0.0	0.0	0.0	1.3	0.7
Paper industry machinery.....		333243-B	10.3	-0.1	1.9	0.2	1.0	0.0
Paper industry machinery, excluding parts & attachments.....		333243-B1	6.7	0.1	0.1	0.4	0.8	0.0
Parts and attachments for paper industry machinery.....		333243-B2	14.6	-0.3	3.9	0.0	1.4	0.0
Secondary and miscellaneous receipts.....		333243-SM						
Miscellaneous receipts.....		333243-M	13.1	3.2	6.8	0.0	1.8	0.0
All other industrial machinery mfg.....	333248		11.1	-0.5	0.3	-0.8	1.2	2.0
Primary products.....		333248-P	11.9	-0.6	0.3	-0.9	1.2	2.1
Printing machinery and equipment mfg.....		333248-4	1.9	0.6	-0.1	0.0	0.4	-0.1
All other miscellaneous printing trades machinery, including parts.....		333248-4A	2.6	0.8	-0.2	0.1	0.5	-0.2
Other printing machinery and equipment, including pre-press preparation and typesetting.....		333248-4A7	2.7	2.0	-0.7	0.2	1.0	-0.4
Parts, attachments, and accessories for printing trades machinery.....		333248-4A8	2.4	0.3	0.0	0.0	0.0	0.0
Other industrial machinery.....		333248-9	12.2	-0.6	0.3	-0.9	1.3	2.3
Plastics-working machinery and equipment and parts, excluding patterns and molds.....		333248-91	2.9	-0.1	0.7	0.2	-0.2	0.0
Parts for plastics-working machinery.....		333248-914	—	0.0	0.0	0.4	—	—
Plastics-working machinery and equipment, excluding patterns, molds, and parts sold separately.....		333248-919	3.2	-0.2	0.8	0.2	-0.3	0.0
Textile machinery (except parts, attachments, and accessories).....		333248-95	0.3	0.0	-0.1	0.0	0.0	0.0
Parts and attachments for textile machinery.....		333248-97	0.0	0.0	0.0	0.0	0.0	0.0

See footnotes at end of table.

Table 12. Producer price index percentage changes for the net output of selected industries and their products, not seasonally adjusted — Continued
 [February 2023]

Title ¹	Industry code	Product code	Unadjusted 12-month percent change ²	Unadjusted 1-month percent change ²				
				Feb. 2022 to Feb. 2023 ^P	Sept. to Oct.	Oct. to Nov. ^P	Nov. to Dec. ^P	Dec. to Jan. ^P
All other industrial machinery mfg - Continued								
All other industrial machinery.....		333248-98	15.0	-0.7	0.3	-1.2	1.8	3.0
Secondary products and miscellaneous receipts.....		333248-SM						
Miscellaneous receipts.....		333248-M	—	0.0	0.0	-0.3	—	—
Secondary products.....		333248-S	—	—	—	—	—	0.1
Commercial and service industry machinery manufacturing.....	3333		7.7	0.5	0.3	0.5	0.4	0.2
Commercial and service industry machinery manufacturing.....	33331		7.7	0.5	0.3	0.5	0.4	0.2
Commercial and service industry machinery manufacturing.....	333310		9.4	0.6	0.4	0.6	0.4	0.2
Primary products.....		333310-P	9.2	0.6	0.4	0.7	0.4	0.2
Optical instruments and lens mfg.		333310-4	0.9	0.3	0.1	0.0	0.0	0.0
All other miscellaneous optical instruments and lenses (including binoculars and astronomical).....		333310-43	2.0	0.6	0.3	0.0	0.0	0.0
Photographic and photocopying equipment mfg.		333310-6	—	0.0	—	—	—	—
Other commercial and service industry machinery mfg.....		333310-8	9.4	0.6	0.4	0.7	0.5	0.3
Commercial laundry and drycleaning machinery.....		333310-85	10.9	1.8	1.6	0.0	4.5	0.0
Commercial cooking and food warming equipment.....		333310-8A	17.7	1.7	0.4	0.1	0.0	0.0
Commercial non electric cooking and food warming equipment, excluding parts and accessories.....		333310-8A1	18.9	1.7	0.0	0.0	0.0	0.0
Commercial electric cooking and food warming equipment, excluding parts and accessories.....		333310-8A2	15.9	1.8	1.1	0.2	0.0	0.1
Parts and accessories for commercial cooking and food warming equipment. . . .		333310-8A3	16.1	1.1	0.6	0.0	0.0	0.0
Electronic teaching machines, teaching aids, etc., including kits.....		333310-8H	—	0.0	0.0	0.0	0.0	—
Miscellaneous machinery products.....		333310-8J	9.1	-0.1	0.4	1.2	0.5	0.6
Other service industry equipment.....		333310-8J4	8.4	-0.1	0.5	0.9	0.4	0.6
Commercial and industrial floor and carpet cleaning machines, excluding vacuum cleaners.....		333310-8J5	14.1	0.0	0.0	3.4	3.1	0.0
Secondary products and miscellaneous receipts.....		333310-SM						
Miscellaneous receipts.....		333310-M	—	—	—	—	1.1	0.0
Secondary products.....		333310-S	—	—	—	—	0.0	0.0
HVAC and commercial refrigeration equipment.....	3334		10.1	0.5	0.2	0.5	0.5	0.0
HVAC and commercial refrigeration equipment.....	33341		10.1	0.5	0.2	0.5	0.5	0.0
Fan, blower, air purification equipment mfg.....	333413		8.5	1.2	-0.2	0.3	0.8	1.5
Primary products.....		333413-P	7.7	1.3	-0.2	0.2	0.8	0.6
Air purification equipment.....		333413-1	6.7	0.3	-0.3	0.4	1.1	1.1
Dust collection and other air purification equipment for industrial gas cleaning systems.....		333413-11	2.2	0.0	0.0	0.0	0.0	0.0
Dust collection and other air purification equipment for cleaning incoming air. . . .		333413-13	10.2	0.5	-0.6	0.8	1.7	1.7
Air filters for air-conditioners and furnaces, etc. of 2400 CFM or less, except parts.....		333413-131	10.2	0.9	-0.7	1.3	3.3	-0.2
Other dust collection and air purification equipment, except parts.....		333413-132	11.5	0.1	0.0	0.0	0.4	8.1
Parts for dust collection and air purification equipment.....		333413-133	8.1	0.0	-0.9	0.0	-0.4	0.0
Industrial and commercial fans and blowers.....		333413-2	9.8	2.9	-0.1	-0.1	0.4	-0.1
Centrifugal blower filter units, and classes I-IV centrifugal fans, except parts. . . .		333413-22	14.0	0.6	0.0	0.1	2.2	0.0
Other centrifugal fans and blowers, except parts.....		333413-23	7.5	6.2	-0.2	-0.2	0.0	0.0
Parts and accessories for fans and blowers.....		333413-29	0.3	-1.9	0.0	0.0	0.0	-1.3
Secondary products and miscellaneous receipts.....		333413-SM						
Secondary products.....		333413-S	—	0.8	0.1	0.0	0.0	0.0
Heating equipment (except warm air furnaces) mfg.....	333414		11.6	0.9	3.9	0.6	0.7	0.4
Primary products.....		333414-P	12.9	1.0	4.3	0.7	0.7	0.4
Other heating equipment, except electric (incl. parts for nonelectric equipment & oil burners).....		333414-D	16.8	0.4	5.2	1.3	1.3	0.9
Cast iron heating boilers, radiators, and convectors (except parts).....		333414-1	10.9	3.5	0.0	0.0	0.0	0.0
Domestic heating stoves (except electric and parts).....		333414-3	9.6	0.0	7.4	0.0	1.1	0.0
Floor and wall furnaces, unit heaters, infrared heaters, and mechanical stokers. . . .		333414-7	12.5	0.8	5.4	0.0	0.0	0.0
Secondary products and miscellaneous receipts.....		333414-SM						
Secondary products.....		333414-S	11.0	0.1	2.7	-0.7	0.1	0.6
Air-conditioning, refrigeration, and forced air heating equipment mfg.....	333415		10.2	0.3	-0.3	0.5	0.4	-0.3
Primary products.....		333415-P	10.3	0.2	-0.3	0.4	0.4	-0.2
Warm air furnaces, including duct furnaces and humidifiers, and electric comfort heating.....		333415-C	2.5	0.5	1.4	-0.2	0.1	-1.6
Parts and accessories for air conditioning and heat transfer equipment.....		333415-D	17.4	-0.3	-0.1	0.0	0.5	0.9
Unitary air-conditioners, except air source heat pumps.....		333415-E	9.9	-2.1	-1.4	1.3	0.1	-0.8
Heat pumps.....		333415-H	1.6	3.7	-1.4	0.6	-1.0	1.3
Heat transfer equipment (except elec dehumidifiers), mechanically refrigerated, self-contained.....		333415-2	11.6	0.7	-0.4	0.5	0.6	0.0

See footnotes at end of table.

Table 12. Producer price index percentage changes for the net output of selected industries and their products, not seasonally adjusted — Continued
 [February 2023]

Title ¹	Industry code	Product code	Unadjusted 12-month percent change ²	Unadjusted 1-month percent change ²				
				Feb. 2022 to Feb. 2023 ^P	Sept. to Oct.	Oct. to Nov. ^P	Nov. to Dec. ^P	Dec. to Jan. ^P
Air-conditioning, refrigeration, and forced air heating equipment mfg - Continued								
Commercial refrigerators and related equipment.....		333415-3	15.4	1.7	0.5	0.0	0.4	0.0
Refrigeration condensing units, all refrigerants, except ammonia (complete).....		333415-5	11.6	-0.2	0.2	0.2	0.2	0.3
Room air-conditioners and dehumidifiers, except portable dehumidifiers.....		333415-6	-	-	-	-	-	-
All other miscellaneous refrigeration and air-conditioning equipment.....		333415-9	11.3	0.0	0.0	0.0	1.6	0.0
Secondary products and miscellaneous receipts.....		333415-SM						
Metalworking machinery manufacturing.....	3335		7.9	0.5	0.3	0.6	0.7	0.5
Metalworking machinery manufacturing.....	33351		7.9	0.5	0.3	0.6	0.7	0.5
Industrial mold mfg.....	333511		11.0	1.0	0.1	0.2	2.7	0.0
Primary products.....		333511-P	10.9	1.0	0.2	0.2	3.0	0.0
Industrial molds and mold boxes.....		333511-0	10.9	1.0	0.2	0.2	3.0	0.0
Industrial injection-type molds made of metal for plastics.....		333511-05	1.6	0.0	0.0	0.0	0.1	0.0
Other industrial molds and mold boxes.....		333511-06	16.1	1.6	0.2	0.3	4.5	0.0
Secondary products and miscellaneous receipts.....		333511-SM						
Secondary products.....		333511-S	-	0.0	0.0	-	-	-
Special tool, die, jig, and fixture mfg.....	333514		6.3	0.4	0.1	0.2	0.3	0.5
Primary products.....		333514-P	5.5	0.3	0.1	0.2	0.3	0.6
Special dies, tools, jigs, and fixtures.....		333514-0	5.5	0.3	0.1	0.2	0.3	0.6
Jigs and fixtures, including parts.....		333514-0A	6.4	0.7	0.3	0.3	0.3	1.0
Metalworking die and die sets.....		333514-0B	4.5	0.1	0.0	0.3	0.4	1.0
Standard punches, industrial prototypes, die parts & other special tooling for dies.....		333514-0C	6.4	0.0	0.0	0.0	0.3	0.0
Secondary products and miscellaneous receipts.....		333514-SM						
Miscellaneous receipts.....		333514-M	12.1	0.0	0.0	0.0	0.0	0.0
Secondary products.....		333514-S	14.8	3.2	0.4	0.3	0.0	0.3
Cutting tool and machine tool accessory mfg.....	333515		9.8	0.7	0.7	0.9	0.7	0.0
Primary products.....		333515-P	4.8	0.5	0.6	1.2	0.7	0.0
Cutting tools for machine tools and metalworking machinery.....		333515-4	4.6	0.5	0.7	1.4	0.5	0.1
Other cutting tools for machine tools, excluding tips and blanks.....		333515-41	4.4	0.0	1.0	2.1	0.4	0.0
End mills and milling cutters.....		333515-44	5.9	1.0	0.6	0.8	1.3	0.4
Threading tools, including blanks, tips and inserts.....		333515-45	2.1	0.0	0.2	0.0	0.5	0.0
Carbon and high-speed steel shank, solid, tipped carbide twist drills for machine tools.....		333515-48	3.7	0.0	0.0	0.0	0.0	0.0
Taps, carbide indexable, and throwaway inserts for machine tools.....		333515-49	7.4	3.7	0.0	0.0	0.6	0.0
Other attachments and accessories for machine tools and metalworking machinery.....		333515-5	6.0	0.9	0.0	0.0	1.5	0.0
Secondary products and miscellaneous receipts.....		333515-SM						
Secondary products.....		333515-S	9.3	0.0	3.1	0.0	2.0	0.0
Machine tool mfg.....	333517		5.9	0.3	0.3	0.0	0.4	1.2
Primary products.....		333517-P	4.6	0.2	0.3	0.0	0.3	1.0
Metal cutting machine tools.....		333517-2	3.8	0.3	0.4	0.0	0.3	1.2
Parts for metal cutting machine tools (sold separately) & rebuilt machine tools.....		333517-26	9.4	1.1	0.0	0.0	1.2	0.0
Metal machining centers (multifunction numerically controlled machines).....		333517-27	4.8	0.0	0.0	0.0	0.0	4.8
Other metal cutting machine tools.....		333517-2B	1.4	0.0	0.8	0.0	0.0	0.0
Metal forming machine tools.....		333517-3	6.5	0.0	0.0	0.1	0.0	0.1
Metal punching and shearing (power & manual), and bending and forming machines (power only).....		333517-31	4.8	0.0	0.0	0.0	0.0	0.0
Parts for metal forming machine tools (sold separately) and rebuilt metal forming machine tools.....		333517-37	2.9	0.0	0.0	0.3	0.0	0.2
Secondary products and miscellaneous receipts.....		333517-SM						
Miscellaneous receipts.....		333517-M	15.3	0.8	0.0	0.0	0.9	4.1
Secondary products.....		333517-S	10.0	0.0	1.2	0.0	2.0	0.3
Rolling mill and other metalworking machinery mfg.....	333519		8.3	0.2	0.0	3.3	-1.0	0.2
Primary products.....		333519-P	9.4	0.2	0.0	3.8	-1.1	0.2
Other metalworking machinery, excluding handheld & ultrasonic.....		333519-83	7.3	0.4	0.0	0.0	0.0	1.0
Secondary products and miscellaneous receipts.....		333519-SM						
Miscellaneous receipts.....		333519-M	-	0.2	-0.2	0.0	-	-
Turbine and power transmission equipment mfg.....	3336		7.6	0.4	0.4	0.3	2.2	0.0
Turbine and power transmission equipment mfg.....	33361		7.6	0.4	0.4	0.3	2.2	0.0
Turbine and turbine generator set units mfg.....	333611		3.7	0.2	0.2	0.2	0.2	0.4
Primary products.....		333611-P	4.6	0.2	0.2	0.2	0.2	0.4
Turbines and turbine generator sets.....		333611-0	4.6	0.2	0.2	0.2	0.2	0.4
Steam, gas, and other turbines and turbine generators.....		333611-05	3.3	0.2	-0.1	0.2	0.2	0.2

See footnotes at end of table.

Table 12. Producer price index percentage changes for the net output of selected industries and their products, not seasonally adjusted — Continued
 [February 2023]

Title ¹	Industry code	Product code	Unadjusted 12-month percent change ²	Unadjusted 1-month percent change ²				
				Feb. 2022 to Feb. 2023 ^P	Sept. to Oct.	Oct. to Nov. ^P	Nov. to Dec. ^P	Dec. to Jan. ^P
Turbine and turbine generator set units mfg - Continued								
Parts & accessories for turbines, turbine generators, and turbine generator sets.....		333611-07	21.3	0.6	0.0	0.0	0.0	0.9
Speed changer, drive, and gear mfg.....	333612		13.9	-0.2	3.2	1.5	0.6	0.0
Primary products.....		333612-P	14.1	-0.2	3.5	1.5	0.3	0.0
Gears, pinions, racks, and worms, sold separately.....		333612-3	13.7	-0.5	0.0	1.6	0.0	0.0
Speed changers, industrial high speed drives, and parts other than loose gearing.....		333612-7	14.4	0.0	5.3	1.4	0.6	0.0
Secondary products and miscellaneous receipts.....		333612-SM						
Secondary products.....		333612-S	—	0.0	2.1	—	—	—
Mechanical power transmission equipment mfg.....	333613		12.4	2.0	-0.1	0.2	1.2	-0.2
Primary products.....		333613-P	11.4	1.5	-0.1	0.1	1.2	-0.2
Mechanical power transmission equipment, except speed changers, drives, & gears.....		333613-3	11.7	2.1	-0.1	0.1	1.2	-0.3
Secondary products and miscellaneous receipts.....		333613-SM						
Other engine equipment mfg.....	333618		7.8	0.3	0.0	0.0	3.8	-0.1
Primary products.....		333618-P	8.0	0.4	0.0	0.0	3.8	-0.1
Parts & accessories for internal combustion engines, ex. aircraft & gasoline automotive engines.....		333618-F	9.8	1.7	0.0	0.0	4.0	0.0
Diesel, semidiesel, and dual-fuel engines (except automotive).....		333618-3	13.1	0.0	0.0	0.0	5.5	0.0
Diesel, semidiesel, and dual-fuel engines for automobiles, trucks, and buses.....		333618-5	5.2	-0.1	0.0	0.0	3.7	-0.2
Secondary products and miscellaneous receipts.....		333618-SM						
Secondary products.....		333618-S	10.0	0.1	0.0	0.0	2.8	0.2
Other general purpose machinery manufacturing.....	3339		9.9	0.5	0.6	0.2	1.5	0.4
Pump and compressor manufacturing.....	33391		12.6	0.9	0.6	0.0	2.0	0.1
Air and gas compressor mfg.....	333912		15.3	0.8	1.3	0.0	0.9	0.2
Primary products.....		333912-P	16.1	0.8	1.3	0.0	0.9	0.2
Air and gas compressors and vacuum pumps.....		333912-1	16.0	0.7	1.4	0.0	0.9	0.2
Parts & attachments for air & gas compressors, ex. refrigeration, ice making, & a/c.....		333912-6	25.1	1.7	0.2	0.0	0.6	0.1
Secondary products and miscellaneous receipts.....		333912-SM						
Miscellaneous receipts.....		333912-M	11.1	1.8	0.0	0.0	0.0	0.0
Measuring, dispensing, and other pumping equipment mfg.....	333914		10.6	0.9	0.1	0.0	2.7	0.1
Primary products.....		333914-P	10.5	0.9	0.2	0.0	2.9	0.1
Pumps and pumping equipment, excluding measuring and dispensing pumps.....		333914-1	10.1	1.1	0.2	0.1	2.9	0.1
Pumps and pumping equipment, complete, excluding measuring and dispensing pumps.....		333914-11	10.7	1.2	0.2	0.0	3.3	0.1
Domestic water systems.....		333914-111	—	2.4	0.0	0.0	4.1	—
Oil-well and oil-field pumps, except boiler feed.....		333914-113	5.3	0.2	0.0	0.0	0.2	0.0
Industrial pumps, excluding hydraulic fluid power pumps, automatic circulating pumps, etc.....		333914-114	13.1	1.6	0.0	0.0	4.5	0.0
Other pumps, except automotive circulating pumps, and measuring and dispensing pumps.....		333914-115	8.2	0.4	0.9	0.0	0.2	0.5
Parts and attachments for pumps and pumping equipment, excluding measuring and dispensing.....		333914-15	6.7	0.5	0.0	0.3	0.6	0.1
Secondary products and miscellaneous receipts.....		333914-SM						
Miscellaneous receipts.....		333914-M	13.7	0.4	-0.1	0.0	0.9	0.0
Secondary products.....		333914-S	10.0	-0.1	0.3	0.0	0.6	0.1
Material handling equipment manufacturing.....	33392		9.8	0.4	1.1	0.1	1.5	0.7
Elevator and moving stairway mfg.....	333921		3.0	0.7	-0.1	0.0	0.5	0.0
Primary products.....		333921-P	2.8	0.8	-0.1	0.0	0.6	0.0
Elevators and moving stairways.....		333921-1	2.8	0.6	0.0	0.0	0.6	0.0
Parts and attachments for elevators and moving stairways (sold separately).....		333921-3	2.6	1.5	-0.6	0.0	0.2	-0.2
Secondary products and miscellaneous receipts.....		333921-SM						
Conveyor and conveying equipment mfg.....	333922		10.6	0.5	0.5	0.2	2.8	0.1
Primary products.....		333922-P	9.5	0.3	0.4	0.1	2.8	0.1
Unit handling conveyors and conveying systems.....		333922-1	4.6	0.3	0.0	0.2	-0.1	0.0
Unit handling gravity and trolley conveyors and conveying systems.....		333922-12	2.5	1.4	0.0	0.0	0.0	0.0
Unit handling tow, belt, roller, pneumatic, portable, carousel, and other nonbelt conveyors.....		333922-14	5.1	0.1	0.0	0.3	-0.1	0.0
Parts and accessories for unit handling conveyors and conveying systems, sold separately.....		333922-7	1.9	0.2	-0.1	0.0	0.2	0.0
Bulk material handling conveyors and conveying systems.....		333922-8	17.5	0.1	0.9	0.1	7.1	0.2
Parts and accessories for bulk material handling conveyors and conveying systems.....		333922-9	11.4	0.6	0.3	0.0	4.1	0.0

See footnotes at end of table.

Table 12. Producer price index percentage changes for the net output of selected industries and their products, not seasonally adjusted — Continued
 [February 2023]

Title ¹	Industry code	Product code	Unadjusted 12-month percent change ²	Unadjusted 1-month percent change ²				
				Feb. 2022 to Feb. 2023 ^P	Sept. to Oct.	Oct. to Nov. ^P	Nov. to Dec. ^P	Dec. to Jan. ^P
Conveyor and conveying equipment mfg - Continued								
Secondary products and miscellaneous receipts.....		333922-SM						
Miscellaneous receipts.....		333922-M	23.3	2.0	1.1	1.1	2.6	3.7
Secondary products.....		333922-S	10.0	0.0	0.0	0.0	3.7	0.0
Overhead cranes, hoists and monorail systems mfg.....	333923		10.4	0.2	0.3	0.0	1.0	1.5
Primary products.....		333923-P	10.5	0.1	0.1	0.0	1.0	1.6
Hoists and parts and attachments for hoists (sold separately).....		333923-1	13.9	0.0	1.7	0.0	0.0	2.1
Overhead traveling cranes and monorail systems, including parts and attachments sold separately.....		333923-3	11.8	0.0	-0.3	0.0	0.0	1.0
Winches, aerial work platforms, and automotive wrecker hoists, including parts and attachments.....		333923-7	10.3	0.1	0.0	0.0	1.6	1.6
Secondary products and miscellaneous receipts.....		333923-SM						
Secondary products.....		333923-S	14.6	-0.2	0.0	0.0	7.6	3.2
Industrial truck, trailer, and stacker mfg.....	333924		10.2	0.4	2.5	0.0	0.9	0.9
Primary products.....		333924-P	11.0	0.4	2.7	0.0	0.9	0.9
Industrial trucks, tractors, mobile straddle carriers & cranes, & automatic stacking machines.....		333924-2	11.5	0.5	3.1	0.0	0.4	1.0
Work trucks with lifting & handling equipment, operator riding, electric, self-propelled.....		333924-21	14.7	0.1	6.5	0.0	-0.4	0.0
Work trucks, not fitted with lifting and handling equipment.....		333924-25	10.6	0.3	0.1	0.0	0.9	1.9
Bulk powered material moving equipment, dock boards and metal pallets and skids.....		333924-26	3.7	0.0	0.0	0.0	-0.5	0.0
Other work trucks with lifting & handling equipment, non-riding electric or any non-electric.....		333924-27	7.5	1.1	2.0	0.0	0.1	0.0
Parts and attachments for industrial trucks and tractors (sold separately).....		333924-3	7.3	0.0	0.0	0.0	2.9	0.3
Secondary products and miscellaneous receipts.....		333924-SM						
Secondary products.....		333924-S	-	0.3	0.0	0.0	-7.5	-
All other general purpose machinery mfg.....	333999		8.2	0.3	0.3	0.4	1.2	0.5
Power-driven handtool mfg.....	333991		7.8	3.6	0.0	0.0	0.9	0.0
Primary products.....		333991-P	8.6	4.0	0.0	0.0	0.9	0.0
Power-driven handtools, pneumatic, hydraulic, and powder-actuated.....		333991-6	7.1	3.0	0.0	0.0	1.4	0.0
Power-driven handtools, electric (except battery powered), including parts.....		333991-9	9.7	4.6	0.0	0.0	0.0	0.0
Secondary products and miscellaneous receipts.....		333991-SM						
Miscellaneous receipts.....		333991-M	0.0	0.0	0.0	0.0	0.0	0.0
Welding and soldering equipment mfg.....	333992		6.5	-0.8	0.2	0.0	0.7	0.0
Primary products.....		333992-P	6.3	-0.9	0.2	0.0	0.7	0.0
Other welding equipment, components, and accessories (excluding arc, resistance, and gas).....		333992-A	8.3	0.0	0.0	0.0	1.8	0.2
Arc welding machines, components, and accessories, excluding electrodes and stud welding equip.....		333992-1	10.3	0.0	0.0	0.0	0.0	0.0
Resistance welders, components, accessories, and electrodes.....		333992-7	-	0.0	0.0	0.0	3.5	-
Gas welding and cutting equipment, parts, attachments, and accessories.....		333992-9	6.1	0.0	0.0	0.0	3.0	0.1
Secondary products and miscellaneous receipts.....		333992-SM						
Miscellaneous receipts.....		333992-M	8.3	0.0	0.0	0.0	0.4	0.4
Packaging machinery mfg.....	333993		10.5	0.3	0.0	0.3	1.9	0.6
Primary products.....		333993-P	10.4	0.3	0.0	0.3	2.0	0.7
Packing, packaging, and bottling machinery, excluding parts.....		333993-1	9.7	0.4	0.0	0.4	2.2	0.7
Parts for packing, packaging, and bottling machinery.....		333993-5	11.5	0.0	0.0	0.3	1.4	0.6
Secondary products and miscellaneous receipts.....		333993-SM						
Miscellaneous receipts.....		333993-M	9.6	0.5	0.1	0.0	0.0	0.2
Industrial process furnace and oven mfg.....	333994		9.2	0.0	0.3	0.7	0.5	0.6
Primary products.....		333994-P	9.4	0.0	0.3	0.7	0.4	0.5
Industrial process furnaces & ovens, & industrial electrical heating equipment.....		333994-0	9.4	0.0	0.3	0.7	0.4	0.5
Industrial process furnaces & ovens, & industrial electrical heating equipment, except parts.....		333994-0A	9.1	0.0	0.4	0.8	0.5	0.9
Parts and attachments for industrial process furnaces and ovens.....		333994-0B	10.4	0.0	0.0	0.5	0.2	-0.6
Secondary products and miscellaneous receipts.....		333994-SM						
Miscellaneous receipts.....		333994-M	6.8	0.0	0.4	0.0	0.7	0.7
Fluid power cylinder and actuator mfg.....	333995		10.6	0.3	0.7	0.1	0.8	0.0
Primary products.....		333995-P	11.4	0.3	0.8	0.2	0.8	0.0
Nonaerospace-type hydraulic & all aerospace fluid power cylinders & actuators, linear & rotary.....		333995-2	11.1	0.0	0.9	0.3	1.0	0.0
Nonaerospace-type pneumatic fluid power cylinders & actuators, linear & rotary.....		333995-3	3.2	0.0	0.0	0.0	0.8	0.0
Parts for hydraulic & pneumatic fluid power cylinders & actuators, incl accumulators & cushions.....		333995-8	19.2	2.2	0.6	0.0	0.4	0.0

See footnotes at end of table.

Table 12. Producer price index percentage changes for the net output of selected industries and their products, not seasonally adjusted — Continued
 [February 2023]

Title ¹	Industry code	Product code	Unadjusted 12-month percent change ²	Unadjusted 1-month percent change ²				
			Feb. 2022 to Feb. 2023 ^P	Sept. to Oct.	Oct. to Nov. ^P	Nov. to Dec. ^P	Dec. to Jan. ^P	Jan. to Feb. ^P
Fluid power cylinder and actuator mfg - Continued								
Secondary products and miscellaneous receipts.....		333995-SM						
Fluid power pump and motor mfg.....	333996		7.9	-0.1	0.0	0.5	0.1	2.9
Primary products.....		333996-P	8.4	0.0	0.0	0.5	0.1	3.2
Nonaerospace-type reciprocating fluid power pumps.....		333996-1	15.1	0.0	0.0	0.8	0.0	7.4
Nonaerospace-type fluid power motors.....		333996-5	7.1	0.0	0.0	0.6	0.9	0.0
Parts for fluid power pumps, motors, and hydrostatic transmissions.....		333996-9	5.7	0.0	0.0	0.7	-0.3	0.0
Secondary products and miscellaneous receipts.....		333996-SM						
Miscellaneous receipts.....		333996-M	8.4	1.5	0.0	0.8	2.1	0.0
All other miscellaneous general purpose machinery mfg.....	333998		6.7	0.0	0.2	0.7	1.5	0.3
Primary products.....		333998-P	6.6	0.0	0.2	0.6	1.6	0.3
Scale and balance mfg.....		333998-7	8.3	0.2	1.4	0.8	0.8	0.6
Retail, commercial, household, and mailing scales and balances.....		333998-74	7.9	0.0	0.1	0.4	6.8	0.0
Parts, attachments, and accessories for scales and balances.....		333998-76	11.3	0.3	0.9	1.3	0.5	3.3
Vehicle and industrial scales.....		333998-77	9.1	0.3	2.2	0.6	0.5	0.2
Motor truck and railroad track scales.....		333998-771	4.3	0.0	1.9	0.1	0.5	0.0
Industrial scales (including automatic checkweigher and bulkweigher scales).....		333998-772	14.0	0.8	2.8	1.5	0.8	0.7
Miscellaneous non-vehicle scales (crane, susp, tank, hopper, meas. devices, lab, bulk conveyor).....		333998-773	-	-	-	-	-	-
All other miscellaneous general purpose machinery mfg.....		333998-9	6.6	0.0	0.2	0.6	1.6	0.3
Filters and strainers, except fluid power.....		333998-91	7.9	-0.2	-0.3	0.4	4.8	0.5
Industrial filters and strainers and reusable media, except fluid power.....		333998-911	8.6	-0.3	-0.4	0.5	5.8	0.6
Nonreusable media for filters and strainers, except fluid power.....		333998-912	3.0	0.0	0.6	0.0	0.0	0.0
Parts and accessories for filters and strainers, except fluid power.....		333998-913	13.9	1.6	0.1	0.0	2.7	0.0
All other miscellaneous general industrial machinery.....		333998-97	7.0	0.1	0.6	0.8	1.1	0.3
Secondary products and miscellaneous receipts.....		333998-SM						
Miscellaneous receipts.....		333998-M	-	-	-	-	0.5	0.0
Secondary products.....		333998-S	-	-	-	-	0.3	1.3
Computer & electronic product mfg.....	334		3.9	0.4	0.3	0.2	1.0	0.0
Computer & peripheral equipment mfg.....	3341		2.8	-0.1	0.0	0.9	1.6	0.3
Computer & peripheral equipment mfg.....	33411		2.8	-0.1	0.0	0.9	1.6	0.3
Electronic computer mfg.....	334111		2.8	-0.4	-2.4	1.7	2.2	0.8
Primary products.....		334111-P	2.7	-0.5	-3.3	2.3	2.5	0.9
Host computers, multiusers (mainframes, medium-scale systems, UNIX and PC servers).....		334111-5	2.4	-0.6	-4.0	2.1	2.8	1.1
Single user computers, microprocessor based, general purpose.....		334111-7	2.0	-0.2	-1.6	2.8	0.7	-0.5
Portable computers, laptops, tablets and other single user computers.....		334111-72	-4.8	-1.3	-0.6	0.6	-0.3	0.8
Personal computers and workstations (excluding portable computers).....		334111-73	2.9	-0.1	-1.7	3.0	1.2	-1.0
Secondary products and miscellaneous receipts.....		334111-SM						
Computer storage device mfg.....	334112		6.1	0.0	2.5	1.0	-1.4	0.0
Primary products.....		334112-P	4.6	0.0	2.7	1.1	-1.4	0.0
Computer storage devices (except parts, attachments and accessories).....		334112-1	4.6	0.0	3.3	0.0	-1.5	0.0
Secondary products and miscellaneous receipts.....		334112-SM						
Computer terminal and other computer peripheral equipment mfg.....	334118		-0.5	0.1	-0.2	0.2	3.5	0.0
Primary products.....		334118-P	3.6	0.1	-0.2	0.2	3.4	0.0
Computer terminals (including POS and funds-transfer devices) and other computer peripherals.....		334118-D	0.5	0.1	-0.3	0.3	0.1	0.0
Secondary products and miscellaneous receipts.....		334118-SM						
Miscellaneous receipts.....		334118-M	-	-	-	-	-	0.0
Secondary products.....		334118-S	-	-	-	-	-	0.0
Communications equipment mfg.....	3342		4.8	0.2	1.2	0.0	1.3	-0.3
Telephone apparatus mfg.....	33421		5.2	0.2	0.9	0.0	0.0	2.6
Telephone apparatus mfg.....	334210		5.2	0.2	0.9	0.0	0.0	2.6
Primary products.....		334210-P	6.0	0.0	1.1	0.0	0.0	2.7
Telephone and wireline data networking equipment.....		334210-0	6.0	0.0	1.1	0.0	0.0	2.7
Wireline voice and data network equipment.....		334210-7	-	0.0	1.4	0.0	-	-
Secondary products and miscellaneous receipts.....		334210-SM						
Radio/TV broadcast & wireless comm equip mfg.....	33422		3.8	0.1	1.0	0.1	1.7	-1.0
Broadcast and wireless communications equipment mfg.....	334220		3.8	0.1	1.0	0.1	1.7	-1.0
Primary products.....		334220-P	3.1	0.1	0.0	0.1	1.7	-1.0
Broadcast, studio, and related electronic equipment.....		334220-2	-0.1	-0.1	-0.2	0.1	0.4	-0.8

See footnotes at end of table.

Table 12. Producer price index percentage changes for the net output of selected industries and their products, not seasonally adjusted — Continued
 [February 2023]

Title ¹	Industry code	Product code	Unadjusted 12-month percent change ²	Unadjusted 1-month percent change ²				
			Feb. 2022 to Feb. 2023 ^P	Sept. to Oct.	Oct. to Nov. ^P	Nov. to Dec. ^P	Dec. to Jan. ^P	Jan. to Feb. ^P
Broadcast and wireless communications equipment mfg - Continued								
Radio station equipment.....		334220-5	—	0.0	0.0	0.0	0.0	0.0
Other broadcast and wireless communications systems and equipment.....		334220-9	2.3	0.2	0.0	0.1	1.3	-1.3
Secondary products and miscellaneous receipts.....		334220-SM						
Other communications equipment mfg.....	33429		9.3	0.8	2.5	-0.2	1.0	0.0
Other communications equipment mfg.....	334290		9.3	0.8	2.5	-0.2	1.0	0.0
Primary products.....		334290-P	9.9	0.7	2.8	-0.2	1.2	0.0
Alarm systems, including electric sirens and horns.....		334290-1	14.7	0.0	6.0	0.0	1.8	0.0
Intercommunications systems, incl inductive paging systems, excl telephone & telegraph.....		334290-3	1.0	-0.3	0.1	-1.7	-0.1	0.0
Secondary products and miscellaneous receipts.....		334290-SM						
Secondary products.....		334290-S	—	0.2	0.0	0.4	-0.1	—
Audio & video equipment mfg.....	3343		5.2	0.2	0.0	0.0	0.4	0.9
Audio and video equipment mfg.....	33431		5.2	0.2	0.0	0.0	0.4	0.9
Audio and video equipment mfg.....	334310		5.2	0.2	0.0	0.0	0.4	0.9
Primary products.....		334310-P	5.8	0.2	0.0	0.0	0.4	0.9
Speakers and commercial sound equipment.....		334310-4	6.1	0.3	0.0	0.0	0.8	1.7
Other consumer audio and video equipment.....		334310-5	6.2	0.0	0.0	0.0	0.0	0.0
Secondary products and miscellaneous receipts.....		334310-SM						
Miscellaneous receipts.....		334310-M	3.1	0.0	0.0	0.0	0.2	1.4
Semiconductor and other electronic component mfg.....	3344		1.2	0.9	0.5	0.1	-0.7	-0.3
Semiconductor and other electronic component mfg.....	33441		1.2	0.9	0.5	0.1	-0.7	-0.3
Bare printed circuit board mfg.....	334412		9.5	0.6	0.0	1.0	0.0	1.1
Primary products.....		334412-P	10.0	0.7	0.0	1.0	0.0	1.2
Bare printed circuit boards.....		334412-0	10.0	0.7	0.0	1.0	0.0	1.2
Secondary products and miscellaneous receipts.....		334412-SM2						
Semiconductors and related device mfg.....	334413		4.9	2.1	0.4	0.0	-0.2	0.1
Primary products.....		334413-P	4.8	2.1	0.4	0.0	-0.2	0.1
Other semiconductor devices, including parts such as chips, wafers, and heat sinks.....		334413-A	4.6	0.3	1.0	0.0	0.6	0.0
Integrated microcircuits, incl semiconductor networks, microprocessors, & MOS memories.....		334413-1	4.7	2.9	0.2	0.1	-0.7	0.2
Secondary products and miscellaneous receipts.....		334413-SM						
Electronic connector mfg.....	334417		12.7	2.9	0.8	0.5	-0.2	0.0
Primary products.....		334417-P	12.9	2.9	0.9	0.5	-0.3	0.0
Electronic connectors, including parts.....		334417-0	12.9	2.9	0.9	0.5	-0.3	0.0
Secondary products and miscellaneous receipts.....		334417-SM						
Secondary products.....		334417-S1	6.9	0.9	-0.3	0.0	0.2	0.0
Printed circuit assembly mfg.....	334418		-16.6	-2.0	0.3	0.0	-3.5	-2.9
Primary products.....		334418-P	-15.9	-1.6	0.4	0.0	-3.6	-3.8
Printed circuit assemblies, loaded boards, modules, and consumer external modems.....		334418-9	-15.9	-1.6	0.4	0.0	-3.6	-3.8
Secondary products and miscellaneous receipts.....		334418-SM						
Other electronic component mfg.....	334419		3.9	0.0	0.5	-0.1	-0.2	0.0
Primary products.....		334419-P	4.3	0.0	0.4	-0.1	-0.2	0.0
Other electronic components.....		334419-0	4.3	0.0	0.4	-0.1	-0.2	0.0
Secondary products and miscellaneous receipts.....		334419-SM						
Secondary products.....		334419-S	0.8	-0.2	2.2	0.0	-0.3	-0.3
Capacitor, resistor, coil, transformer, and other inductor mfg.....	33441K		6.2	0.8	1.6	0.0	0.2	0.0
Primary products.....		33441K-P	6.3	0.8	1.8	0.1	0.2	0.0
Capacitors for electronic circuitry.....		33441K-4	5.1	0.0	3.0	0.0	0.1	0.0
Electronic coils, transformers, and other inductors.....		33441K-6	7.2	1.4	0.7	0.1	0.1	0.0
Secondary products and miscellaneous receipts.....		33441K-SM						
Nav/measuring/medical/control instruments mfg.....	3345		5.0	0.3	0.1	0.2	1.8	0.2
Nav/measuring/medical/control instruments mfg.....	33451		5.0	0.3	0.1	0.2	1.8	0.2
Electromedical apparatus mfg.....	334510		3.5	0.0	0.1	0.1	1.4	0.0
Primary products.....		334510-P	3.7	0.0	0.1	0.0	1.5	0.0
Electromedical equipment, excluding ionizing radiation equipment.....		334510-2	3.8	0.0	0.1	0.0	1.6	0.0
Secondary products and miscellaneous receipts.....		334510-SM						
Miscellaneous receipts.....		334510-M	1.6	0.0	0.0	1.6	0.0	0.0

See footnotes at end of table.

Table 12. Producer price index percentage changes for the net output of selected industries and their products, not seasonally adjusted — Continued
 [February 2023]

Title ¹	Industry code	Product code	Unadjusted 12-month percent change ²	Unadjusted 1-month percent change ²				
			Feb. 2022 to Feb. 2023 ^P	Sept. to Oct.	Oct. to Nov. ^P	Nov. to Dec. ^P	Dec. to Jan. ^P	Jan. to Feb. ^P
Electromedical apparatus mfg - Continued								
Search, detection, and navigation instruments.....	334511		2.5	0.0	0.0	0.1	1.3	0.0
Primary products.....		334511-P	2.0	0.0	0.0	0.1	1.2	0.0
Aeronautical, nautical & navigational instruments, not sending or receiving radio signals.....		334511-1	4.8	0.0	0.0	1.4	1.0	0.0
Search, detection, navigation, and guidance systems and equipment.....		334511-3	1.8	0.0	0.0	0.0	1.3	0.0
Secondary products and miscellaneous receipts.....		334511-SM						
Automatic environmental control mfg.....	334512		6.1	0.9	0.3	0.0	1.4	0.1
Primary products.....		334512-P	6.2	0.7	0.4	0.0	1.6	0.1
Automatic environmental controls for monitoring residential, commercial, and appliance use.....		334512-0	6.2	0.7	0.4	0.0	1.6	0.1
Secondary products and miscellaneous receipts.....		334512-SM						
Miscellaneous receipts.....		334512-M	4.5	1.8	0.0	0.0	0.0	0.0
Industrial process variable instruments.....	334513		12.6	0.6	0.7	0.6	2.4	0.2
Primary products.....		334513-P	13.2	0.5	0.8	0.7	2.3	0.2
Process control instruments.....		334513-0	13.2	0.5	0.8	0.7	2.3	0.2
Secondary products and miscellaneous receipts.....		334513-SM						
Miscellaneous receipts.....		334513-M	12.4	3.5	0.0	0.0	5.0	0.0
Secondary products.....		334513-S	-	0.0	-	-	-	-
Totalizing fluid meters and counting devices mfg.....	334514		8.3	0.0	0.0	0.2	4.3	2.4
Primary products.....		334514-P	8.4	0.0	0.0	0.2	4.1	2.6
Integrating and totalizing fluid meters, counting devices, and motor vehicle instruments.....		334514-0	8.4	0.0	0.0	0.2	4.1	2.6
Counting devices, excluding motor vehicle instruments.....		334514-3	-	0.0	0.0	-	-	-
Motor vehicle instruments.....		334514-7	-	0.0	0.0	-	-	-
Secondary products and miscellaneous receipts.....		334514-SM						
Secondary products.....		334514-S	-	-	-	-	-	0.0
Electricity and signal testing instruments mfg.....	334515		4.6	0.3	0.0	0.1	2.6	0.0
Primary products.....		334515-P	3.9	0.3	0.0	0.1	1.9	0.0
Test equipment for testing electrical, radio, and communication circuits, and motors.....		334515-4	4.9	0.5	0.0	0.1	1.9	0.0
Secondary products and miscellaneous receipts.....		334515-SM						
Analytical laboratory instrument mfg.....	334516		5.5	0.1	0.1	0.2	1.7	0.3
Primary products.....		334516-P	5.1	0.2	0.1	0.3	1.7	0.3
Analytical and scientific instruments, excluding optical.....		334516-0	5.1	0.2	0.1	0.3	1.7	0.3
Secondary products and miscellaneous receipts.....		334516-SM						
Miscellaneous receipts.....		334516-M1	7.8	0.0	0.0	0.0	1.6	0.0
Secondary products.....		334516-S	-	0.0	-	-	-	-
Irradiation apparatus mfg.....	334517		6.2	0.0	0.0	0.0	0.8	0.0
Primary products.....		334517-P	7.3	0.0	0.0	0.0	0.8	0.0
Irradiation (ionizing radiation) equipment.....		334517-0	7.3	0.0	0.0	0.0	0.8	0.0
Secondary products and miscellaneous receipts.....		334517-SM						
Other measuring and controlling device mfg.....	334519		10.6	2.4	0.6	0.5	3.2	0.0
Primary products.....		334519-P	11.1	2.7	0.7	0.5	3.3	0.0
Physical properties testing & inspection equipment and kinematic testing & measuring equipment.....		334519-4	14.7	7.1	1.1	0.0	4.1	0.0
Nuclear radiation detection and monitoring instruments.....		334519-5	10.8	0.0	2.6	0.0	3.3	0.0
Commercial, geophysical, meteorological, and general-purpose instruments and equipment.....		334519-7	9.7	0.7	0.0	1.4	4.0	-0.5
Secondary products and miscellaneous receipts.....		334519-SM						
Miscellaneous receipts.....		334519-M	1.9	0.0	-0.1	0.3	0.2	0.0
Manufacturing and reproducing magnetic and optical media.....	3346		11.4	0.0	0.0	0.0	1.2	0.0
Manufacturing and reproducing magnetic and optical media.....	33461		11.4	0.0	0.0	0.0	1.2	0.0
Manufacturing and reproducing magnetic and optical media.....	334610		11.4	0.0	0.0	0.0	1.2	0.0
Primary products.....		334610-P	11.8	0.0	0.1	0.0	1.2	0.0
Secondary products and miscellaneous receipts.....		334610-SM						
Electrical equipment and appliance mfg.....	335		10.9	-0.1	1.0	0.6	1.8	0.3
Electric lighting equipment mfg.....	3351		6.3	0.3	0.0	0.2	0.8	0.0
Electric lighting equipment mfg.....	33513		-	-	-	-	0.8	0.0
Residential electric lighting fixture mfg.....	335131		6.3	1.7	0.0	0.3	0.2	0.0
Primary products.....		335131-P	6.1	1.1	0.0	0.3	0.2	0.0

See footnotes at end of table.

Table 12. Producer price index percentage changes for the net output of selected industries and their products, not seasonally adjusted — Continued
 [February 2023]

Title ¹	Industry code	Product code	Unadjusted 12-month percent change ²	Unadjusted 1-month percent change ²				
				Feb. 2022 to Feb. 2023 ^P	Sept. to Oct.	Oct. to Nov. ^P	Nov. to Dec. ^P	Dec. to Jan. ^P
Residential electric lighting fixture mfg - Continued								
Residential-type electric lighting fixtures (except portable), including parts and accessories.....		335131-1	2.8	0.3	0.0	0.0	0.0	0.0
Residential-type portable lighting fixtures, including parts and accessories.....		335131-4	10.0	2.0	0.1	0.7	0.5	0.0
Secondary products and miscellaneous receipts.....		335131-SM						
Secondary products.....		335131-S	9.0	4.9	0.0	0.0	0.0	0.1
Nonresidential electric lighting fixture mfg.....	335132		7.5	0.1	0.0	0.3	1.3	0.0
Primary products.....		335132-P	7.6	0.1	0.0	0.3	1.4	0.0
Commercial and institutional-type electric lighting fixtures, including parts and accessories.....		335132-1	7.3	0.1	0.0	0.4	1.6	0.0
Industrial-type electric lighting fixtures, including parts and accessories.....		335132-5	8.3	0.0	0.0	0.0	0.0	0.0
Secondary products and miscellaneous receipts.....		335132-SM						
Secondary products.....		335132-S	6.1	0.0	0.0	0.0	0.0	0.0
Other lighting equipment, including lamps and bulbs mfg.....	335139		4.4	0.0	0.0	0.0	0.3	0.0
Primary products.....		335139-P	—	—	—	—	0.3	0.0
Electric lamp bulb, tubes, and components.....		335139-1	8.3	0.0	0.0	0.0	1.4	0.0
Outdoor lighting equipment (including parts and accessories).....		335139-2	2.6	0.0	0.0	0.0	0.0	0.0
Secondary products and miscellaneous receipts.....		335139-SM						
Secondary products.....		335139-S	5.5	0.3	0.0	0.0	0.9	0.1
Household appliance mfg.....	3352		6.3	-0.2	-0.2	0.6	0.0	0.2
Small electrical appliance mfg.....	33521		8.7	0.0	0.1	0.4	0.1	0.6
Small electrical appliance mfg.....	335210		8.7	0.0	0.1	0.4	0.1	0.6
Primary products.....		335210-P	9.1	0.0	0.1	0.1	0.1	0.6
Parts and attachments for small electric household appliances, including fan parts.....		335210-5	2.5	0.0	0.0	0.0	0.2	0.0
Household vacuum cleaners and other floor care machines (including parts and attachments).....		335210-6	10.7	0.0	0.1	0.3	-0.3	2.8
Other small electric household appliances, including fans.....		335210-7	9.2	0.0	0.1	0.1	0.3	0.0
Secondary products and miscellaneous receipts.....		335210-SM						
Secondary products.....		335210-S	8.1	0.0	3.3	0.2	0.1	0.1
Major household appliance mfg.....	33522		5.8	-0.2	-0.3	0.7	-0.1	0.1
Major household appliance mfg.....	335220		5.8	-0.2	-0.3	0.7	-0.1	0.1
Primary products.....		335220-P	5.8	-0.2	-0.3	0.7	-0.1	0.1
Household cooking appliances.....		335220-1	11.3	-0.9	-0.2	1.4	0.0	2.5
Electric household ranges, ovens (including microwave), surface cooking units, and equipment.....		335220-11	10.0	-0.3	-0.2	1.2	0.2	0.7
Gas household ranges, ovens, surface cooking units, and equipment (incl. parts and accessories).....		335220-13	14.9	0.8	-1.6	1.7	-0.3	5.6
Other household ranges and cooking equipment, including outdoor equipment.....		335220-15	7.3	-5.3	2.2	1.8	0.0	0.6
Household refrigerators and home freezers.....		335220-2	7.8	0.1	0.2	0.2	0.1	0.2
Household refrigerators, including combination refrigerator-freezers.....		335220-21	9.4	0.0	-0.4	0.2	0.1	0.3
Other major household appliances.....		335220-8	0.1	-0.2	-0.8	0.8	-0.4	-2.9
Household water heaters, electric, for permanent installation.....		335220-81	0.6	0.0	0.0	0.0	0.0	0.1
Household water heaters, excluding electric.....		335220-83	1.1	0.0	0.0	0.0	0.0	0.6
Secondary products and miscellaneous receipts.....		335220-SM						
Miscellaneous receipts.....		335220-M	7.1	0.3	0.0	0.0	0.0	0.0
Electrical equipment mfg.....	3353		12.3	-0.3	0.4	1.4	0.8	0.5
Electrical equipment mfg.....	33531		12.3	-0.3	0.4	1.4	0.8	0.5
Electric power and specialty transformer mfg.....	335311		18.4	-2.5	0.6	0.4	2.5	0.6
Primary products.....		335311-P	19.3	-2.7	0.6	0.4	2.5	0.7
Power and distribution transformers, except parts.....		335311-1	23.2	-3.3	0.7	0.5	3.0	0.5
Secondary products and miscellaneous receipts.....		335311-SM						
Motor and generator mfg.....	335312		8.9	0.2	0.0	0.1	0.7	1.3
Primary products.....		335312-P	9.2	0.2	0.0	0.2	0.5	1.5
Parts, supplies for motors, generators, generator sets, and other rotating equipment.....		335312-C	18.4	1.2	0.0	2.1	0.0	4.3
Other motors and generators n.e.c.....		335312-F	11.6	0.0	0.0	0.0	1.1	1.7
Fractional horsepower motors (rated at less than 746 watts) (except hermetics).....		335312-1	3.5	0.7	0.0	0.0	0.7	0.6
Integral horsepower motors & generators other than for land transport equipment (exc hermetics).....		335312-3	5.3	0.0	0.0	0.0	0.0	0.0
Secondary products and miscellaneous receipts.....		335312-SM						
Miscellaneous receipts.....		335312-M	7.3	0.0	0.0	0.0	0.0	0.0
Secondary products.....		335312-S	8.3	0.3	0.0	0.0	3.7	0.0

See footnotes at end of table.

Table 12. Producer price index percentage changes for the net output of selected industries and their products, not seasonally adjusted — Continued
[February 2023]

Title ¹	Industry code	Product code	Unadjusted 12-month percent change ²	Unadjusted 1-month percent change ²				
				Feb. 2022 to Feb. 2023 ^P	Sept. to Oct.	Oct. to Nov. ^P	Nov. to Dec. ^P	Dec. to Jan. ^P
Motor and generator mfg - Continued								
Switchgear and switchboard apparatus mfg.	335313		12.4	0.3	0.5	0.8	0.2	-0.1
Primary products.		335313-P	13.9	0.3	0.6	0.9	0.2	-0.1
Switchgear, excluding ducts and relays.		335313-A	18.4	0.5	1.2	0.4	0.4	-0.2
Low voltage panelboards and distribution boards, 1000 volts or less.		335313-3	12.7	0.0	0.0	2.2	0.0	0.0
Secondary products and miscellaneous receipts.		335313-SM						
Relay and industrial control mfg.	335314		12.3	0.2	0.6	4.3	0.6	0.2
Primary products.		335314-P	13.1	0.0	0.1	5.2	0.6	0.1
Specific-purpose industrial controls.		335314-C	12.0	0.0	0.3	4.4	0.0	0.2
General-purpose industrial controls.		335314-F	15.3	0.0	0.0	5.6	0.6	0.0
Relays for electronic circuitry, industrial control overload and switchgear type.		335314-1	8.4	0.0	0.0	6.4	1.9	0.0
Parts for industrial controls and motor-control accessories.		335314-7	7.1	0.0	0.0	3.4	0.3	0.0
Secondary products and miscellaneous receipts.		335314-SM						
Miscellaneous receipts.		335314-M	7.8	0.0	4.0	0.0	0.0	1.4
Other electrical equipment & component mfg.	3359		12.7	0.0	2.0	0.1	3.7	0.3
Storage battery mfg.	33591		10.2	0.2	0.8	0.0	2.4	0.0
Battery mfg.	335910		8.6	0.1	0.3	0.1	2.4	0.0
Primary products.		335910-P	8.7	0.1	0.3	0.1	2.5	0.0
Storage batteries.		335910-1	6.5	0.1	0.3	0.1	0.4	0.0
Storage batteries, lead acid type, BCI dimensional size group 8D or smaller.		335910-11	7.6	0.1	0.0	0.0	0.6	0.0
Storage batteries, lead acid type, larger than BCI dimensional size group 8D.		335910-12	3.4	0.0	0.0	0.3	0.0	0.0
Primary batteries.		335910-2	20.6	0.5	1.5	0.0	9.5	-0.1
Secondary products and miscellaneous receipts.		335910-SM						
Secondary products.		335910-S	16.9	0.0	4.6	0.8	0.0	0.0
Communication & energy wire & cable mfg.	33592		16.0	-0.4	4.9	0.3	3.2	2.5
Fiber optic cable mfg.	335921		11.9	0.0	0.0	0.0	1.0	0.0
Primary products.		335921-P	12.6	0.0	0.0	0.0	1.0	0.0
Fiber optic cable, made from purchased fiber optic strand.		335921-0	12.6	0.0	0.0	0.0	1.0	0.0
Secondary products and miscellaneous receipts.		335921-SM						
Other communication and energy wire mfg.	335929		17.1	-0.5	5.5	0.3	3.7	3.1
Primary products.		335929-P	17.1	-0.5	6.2	0.3	3.9	3.2
Electronic wire and cable, made of nonferrous metals (purchased wire).		335929-A	5.4	3.2	0.3	0.0	2.5	3.5
Other insulated wire & cable, incl control & signal, made of nonferrous metals (purchased wire).		335929-F	5.4	1.0	-0.1	0.8	0.0	1.3
Power wire and cable, made from nonferrous metals (purchased wire).		335929-1	24.0	-2.5	14.5	0.8	-0.9	3.9
Secondary products and miscellaneous receipts.		335929-SM						
Wiring device mfg.	33593		17.5	0.1	1.0	0.0	8.7	0.2
Current-carrying wiring device mfg.	335931		23.6	0.2	0.9	0.0	18.6	0.4
Primary products.		335931-P	24.3	0.2	1.0	0.0	19.5	0.4
Current-carrying wiring devices n.e.c.		335931-A	45.0	0.9	0.7	0.1	39.4	0.4
Current-carrying switches for electrical circuitry (including vehicular switches).		335931-1	2.4	0.0	0.8	0.0	0.7	0.2
Current-carrying wire connectors for electrical circuitry.		335931-9	8.0	-0.2	1.4	0.0	0.7	0.9
Secondary products and miscellaneous receipts.		335931-SM						
Secondary products.		335931-S	6.8	0.0	0.8	0.0	0.6	0.0
Noncurrent-carrying wiring device mfg.	335932		11.4	0.1	1.1	0.0	0.5	-0.1
Primary products.		335932-P	10.5	0.1	1.3	0.0	0.6	-0.1
Noncurrent-carrying electrical conduit and conduit fittings, incl. plastic conduit & fittings.		335932-4	5.3	0.0	0.2	0.0	1.1	-0.1
Other noncurrent-carrying wiring devices and supplies (boxes, covers, bar hangers, etc.).		335932-6	-	-	-	-	-	-0.3
Secondary products and miscellaneous receipts.		335932-SM						
All other electrical equipment & component mfg.	33599		6.3	0.1	0.7	0.0	-0.5	-1.5
Carbon and graphite product mfg.	335991		21.6	0.3	0.2	1.4	-0.7	0.6
Primary products.		335991-P	22.8	0.4	0.2	1.5	-0.7	0.6
Carbon and graphite products, including electrodes for electric arc furnaces.		335991-0	22.8	0.4	0.2	1.5	-0.7	0.6
Secondary products and miscellaneous receipts.		335991-SM						
Miscellaneous receipts.		335991-M	7.7	0.0	0.0	0.0	0.0	2.2
Miscellaneous electrical equipment mfg.	335999		2.0	0.0	0.9	-0.4	-0.4	-2.2
Primary products.		335999-P	1.5	0.0	1.0	-0.5	-0.5	-2.6
Rectifying apparatus.		335999-3	7.9	0.0	0.5	0.0	1.3	0.0
All miscellaneous electrical equipment except rectifying apparatus.		335999-4	0.5	0.1	1.1	-0.6	-0.7	-2.9

See footnotes at end of table.

Table 12. Producer price index percentage changes for the net output of selected industries and their products, not seasonally adjusted — Continued
 [February 2023]

Title ¹	Industry code	Product code	Unadjusted 12-month percent change ²	Unadjusted 1-month percent change ²					
				Feb. 2022 to Feb. 2023 ^P	Sept. to Oct.	Oct. to Nov. ^P	Nov. to Dec. ^P	Dec. to Jan. ^P	Jan. to Feb. ^P
Miscellaneous electrical equipment mfg - Continued									
Secondary products and miscellaneous receipts.....		335999-SM							
Secondary products.....		335999-S	—	0.0	—	—	—	—	—
Transportation equipment manufacturing.....	336		4.5	0.5	0.2	0.3	0.5	0.3	
Motor vehicle manufacturing.....	3361		4.4	1.1	0.1	0.3	0.3	0.2	
Automobile and light truck manufacturing.....	33611		4.6	1.2	0.1	0.4	0.3	0.2	
Automobile, light truck and utility vehicle mfg.....	336110		4.6	1.2	0.1	0.4	0.3	0.2	
Primary products.....		336110-P	4.6	1.3	0.1	0.4	0.3	0.2	
Passenger cars and chassis.....		336110-1	2.3	0.1	0.0	0.0	0.4	0.0	
Trucks, truck tractors, & bus chassis 14,000 lb or less, incl. minivans & suvs.....		336110-2	6.3	2.2	0.2	0.7	0.3	0.2	
Secondary products and miscellaneous receipts.....		336110-SM							
Heavy duty truck manufacturing.....	33612		2.7	0.3	0.1	0.0	0.2	0.2	
Heavy duty truck mfg.....	336120		2.7	0.3	0.1	0.0	0.2	0.2	
Primary products.....		336120-P	2.4	0.0	0.1	0.0	0.1	0.2	
Trucks, truck tractors, and bus chassis (chassis of own manufacture) 14,001 to 33,000 lbs.....		336120-1	4.0	0.2	0.3	0.0	0.4	0.6	
Buses, including military and firefighting vehicles (chassis of own manufacture) ..		336120-3	8.0	0.0	0.1	0.0	0.2	0.0	
Secondary products and miscellaneous receipts.....		336120-SM							
Motor vehicle body and trailer manufacturing.....	3362		6.2	0.7	0.0	0.0	-0.1	0.1	
Motor vehicle body and trailer manufacturing.....	33621		6.2	0.7	0.0	0.0	-0.1	0.1	
Motor vehicle body mfg.....	336211		12.6	1.3	0.0	0.1	0.9	1.0	
Primary products.....		336211-P	12.4	1.5	0.0	0.1	1.0	1.1	
Other truck and vehicle bodies, sold separately.....		336211-5	12.8	3.2	-0.1	0.0	1.6	0.7	
Dump truck bodies, for sale separately.....		336211-5A	2.4	0.3	-0.9	0.0	0.0	-1.8	
All other truck and vehicle bodies, sold separately.....		336211-5B	16.1	3.3	0.0	0.0	2.3	1.5	
Buses and firefighting vehicles, complete, produced on purchased chassis.....		336211-7	2.1	0.0	0.4	0.4	0.0	0.1	
Other trucks and vehicles, complete, produced on purchased chassis.....		336211-9	13.6	3.0	0.1	0.1	-0.3	0.0	
Other trucks and vehicles, complete, produced on purchased chassis, except upfitting trucks.....		336211-91	12.2	3.8	0.1	0.1	-0.8	0.1	
Secondary products and miscellaneous receipts.....		336211-SM							
Secondary products.....		336211-S	6.1	0.0	0.2	0.3	0.0	0.1	
Truck trailer mfg.....	336212		2.8	0.2	-0.1	0.1	-1.3	-0.6	
Primary products.....		336212-P	2.6	0.2	-0.1	0.1	-1.3	-0.6	
Truck trailers and chassis, axle rating 10,000 lbs or more.....		336212-1	2.0	0.1	-0.1	0.1	-1.4	-0.6	
Truck trailers and chassis, axle rating less than 10,000 lbs.....		336212-3	7.1	0.6	-0.2	0.0	-0.1	-0.3	
Secondary products and miscellaneous receipts.....		336212-SM							
Secondary products.....		336212-S1	—	1.2	-0.3	1.0	0.1	0.0	
Motor home mfg.....	336213		2.2	0.0	0.0	0.2	0.0	0.5	
Primary products.....		336213-P	2.0	0.0	0.0	0.0	0.0	0.5	
Motor homes built on purchased chassis.....		336213-0	2.0	0.0	0.0	0.0	0.0	0.5	
Secondary products and miscellaneous receipts.....		336213-SM1							
Travel trailer and camper mfg.....	336214		4.4	0.6	0.1	-0.1	0.0	-0.1	
Primary products.....		336214-P	4.4	0.5	0.1	-0.1	0.0	-0.1	
Travel trailers.....		336214-1	—	0.8	0.1	0.0	0.0	—	
Conventional travel trailers.....		336214-19	6.5	1.2	0.1	0.0	0.0	0.0	
Automobile and light truck trailers.....		336214-3	2.0	0.0	0.0	-0.6	0.0	-0.4	
Camping trailers, campers, pick-up covers, and parts.....		336214-5	4.8	0.0	0.1	0.0	0.0	0.0	
Other parts and components, excluding appliances and furnishings.....		336214-53	—	0.0	0.0	0.0	0.0	—	
Truck campers, caps, box covers, and fold-down camping trailers.....		336214-56	—	—	0.1	0.0	0.0	0.0	
Secondary products and miscellaneous receipts.....		336214-SM							
Secondary products.....		336214-S	10.2	4.5	0.0	0.0	0.8	0.0	
Motor vehicle parts manufacturing.....	3363		3.6	-0.1	0.4	0.0	0.6	-0.1	
Motor vehicle gasoline engine and parts mfg.....	33631		3.0	0.4	0.7	0.1	0.0	0.3	
Motor vehicle gasoline engine and engine parts mfg.....	336310		3.0	0.4	0.7	0.1	0.0	0.3	
Primary products.....		336310-P	2.3	0.2	0.6	0.0	0.0	0.3	
Gasoline engines and engine parts (excluding carburetors).....		336310-2	1.8	0.2	0.6	0.0	-0.1	0.0	
Carburetors, pistons, piston rings, and valves.....		336310-3	8.8	-0.1	-0.3	0.0	0.7	4.7	
Secondary products and miscellaneous receipts.....		336310-SM							
Miscellaneous receipts.....		336310-M1	12.8	1.0	6.2	0.0	0.0	0.0	
Secondary products.....		336310-S	4.4	1.8	-0.1	1.0	0.0	0.1	

See footnotes at end of table.

Table 12. Producer price index percentage changes for the net output of selected industries and their products, not seasonally adjusted — Continued
 [February 2023]

Title ¹	Industry code	Product code	Unadjusted 12-month percent change ²	Unadjusted 1-month percent change ²				
			Feb. 2022 to Feb. 2023 ^P	Sept. to Oct.	Oct. to Nov. ^P	Nov. to Dec. ^P	Dec. to Jan. ^P	Jan. to Feb. ^P
Motor vehicle gasoline engine and engine parts mfg - Continued								
Motor vehicle electric equipment	33632		3.7	0.2	0.0	0.0	0.4	0.1
Motor vehicle electrical and electronic equipment mfg.	336320		3.7	0.2	0.0	0.0	0.4	0.1
Primary products.....		336320-P	3.8	0.3	-0.1	0.0	0.4	0.1
Vehicular lighting equipment.....		336320-1	4.3	2.5	0.1	-0.1	0.6	0.3
Other motor vehicle electrical and electronic equipment.....		336320-2	3.7	-0.2	-0.1	0.0	0.3	0.0
Battery charging alternators, generators, and regulators.....		336320-23	-0.4	-0.6	0.1	0.0	0.1	0.0
Parts for engine electrical and electronic equipment.....		336320-2A	-2.0	-0.4	-3.5	0.0	-0.3	0.0
All other miscellaneous non-engine electrical and electronic equipment.....		336320-2D	2.9	-0.1	0.0	0.0	0.6	0.0
All other miscellaneous complete engine electrical equipment, including spark plugs.....		336320-2U	4.5	-0.5	0.2	0.0	-0.2	0.2
Secondary products and miscellaneous receipts.....		336320-SM						
Miscellaneous receipts.....		336320-M	-0.9	-0.8	-0.4	0.0	1.3	0.1
Secondary products.....		336320-S	5.9	0.0	0.4	0.0	0.8	0.0
Motor vehicle steering and suspension parts.....	33633		-3.5	0.3	-0.1	0.2	-2.2	0.0
Motor vehicle steering and suspension components (except spring) manufacturing.....	336330		-3.5	0.3	-0.1	0.2	-2.2	0.0
Primary products.....		336330-P	-4.2	0.6	0.0	0.3	-2.2	0.0
Motor vehicle steering and suspension components (excluding spring), new and rebuilt.....		336330-0	-4.2	0.6	0.0	0.3	-2.2	0.0
Secondary and miscellaneous receipts.....		336330-SM						
Motor vehicle brake system manufacturing.....	33634		7.3	-1.0	-0.1	-0.2	0.3	0.0
Motor vehicle brake system mfg.....	336340		7.3	-1.0	-0.1	-0.2	0.3	0.0
Primary products.....		336340-P	7.8	-1.4	-0.1	-0.3	0.6	0.0
Motor vehicle brake parts and assemblies, new.....		336340-1	8.3	-1.5	-0.1	-0.3	0.6	0.0
Motor vehicle drum brake assemblies and parts, new.....		336340-1E	13.7	4.5	0.9	-1.4	-0.7	0.0
Motor vehicle disc brake assemblies and parts, new.....		336340-1F	-1.7	-8.0	0.0	0.0	1.8	0.0
Other motor vehicle brake parts and assemblies, new.....		336340-1G	16.4	1.7	-0.7	0.1	0.7	-0.1
Secondary products and miscellaneous receipts.....		336340-SM						
Motor vehicle power train components mfg.....	33635		5.4	0.3	-0.2	0.0	1.7	0.1
Motor vehicle transmission and power train parts manufacturing.....	336350		5.4	0.3	-0.2	0.0	1.7	0.1
Primary products.....		336350-P	5.2	0.1	-0.3	0.0	1.7	0.1
Motor vehicle drive train components, excluding wheels and brakes, new.....		336350-2	5.3	0.1	-0.3	0.0	1.8	0.1
Motor vehicle transmissions (except auxiliary and parts), new.....		336350-20	5.4	0.2	0.0	0.0	3.8	0.5
Parts for manual and automatic transmissions, new.....		336350-23	15.6	-0.1	-0.5	0.0	0.7	-0.4
Other motor vehicle drive train components, except wheels and brakes, new.....		336350-25	-1.1	-0.3	-0.9	0.0	-0.4	-0.2
Motor vehicle drive train components, rebuilt.....		336350-3	6.8	2.3	0.0	0.0	0.4	0.0
Secondary products and miscellaneous receipts.....		336350-SM						
Secondary products.....		336350-S	2.9	-0.3	0.3	0.0	0.2	0.1
Motor vehicle seating and interior trim mfg.....	33636		4.0	0.9	-0.3	0.1	1.0	0.0
Motor vehicle seating and interior trim mfg.....	336360		4.0	0.9	-0.3	0.1	1.0	0.0
Primary products.....		336360-P	3.3	0.9	-0.8	0.1	0.9	0.0
Automobile trimmings.....		336360-1	4.0	3.3	0.0	0.0	0.5	0.0
Seats for public conveyance and aircraft.....		336360-3	3.1	0.0	-0.5	0.2	0.6	0.0
Metal motor vehicle seat frames.....		336360-7	-	0.0	-	-	-	-
Secondary products and miscellaneous receipts.....		336360-SM						
Secondary products.....		336360-S	12.9	-2.3	2.9	-0.1	1.4	0.0
Motor vehicle metal stamping.....	33637		6.3	0.2	3.7	-0.3	-0.3	-0.4
Motor vehicle metal stamping.....	336370		6.3	0.2	3.7	-0.3	-0.3	-0.4
Primary products.....		336370-P	7.3	0.3	4.2	0.0	-0.3	-0.5
Automotive job stampings (truck, bus, and passenger car).....		336370-0	7.3	0.3	4.2	0.0	-0.3	-0.5
Secondary products and miscellaneous receipts.....		336370-SM						
Secondary products.....		336370-S	6.1	0.8	0.9	-1.9	0.1	0.0
Other motor vehicle parts manufacturing.....	33639		2.6	-1.0	0.1	0.2	1.1	-0.6
Other motor vehicle parts mfg.....	336390		2.6	-1.0	0.1	0.2	1.1	-0.6
Primary products.....		336390-P	2.4	-0.9	-0.1	0.2	1.1	-0.6
Filters, new, internal combustion engines and motor vehicles.....		336390-A	10.2	0.0	1.0	0.0	0.0	0.0
Motor vehicle air-conditioning systems and compressors.....		336390-B	-1.6	-0.8	0.0	0.0	0.0	-0.7
All other motor vehicle parts and accessories, including trailer hitches.....		336390-8	5.1	0.1	-0.2	0.5	2.3	0.2
Secondary products and miscellaneous receipts.....		336390-SM						
Miscellaneous receipts.....		336390-M	2.3	-2.4	1.9	0.0	0.0	-1.1
Secondary products.....		336390-S	3.9	0.2	1.0	0.1	0.8	-0.1

See footnotes at end of table.

Table 12. Producer price index percentage changes for the net output of selected industries and their products, not seasonally adjusted — Continued
 [February 2023]

Title ¹	Industry code	Product code	Unadjusted 12-month percent change ²	Unadjusted 1-month percent change ²					
				Feb. 2022 to Feb. 2023 ^P	Sept. to Oct.	Oct. to Nov. ^P	Nov. to Dec. ^P	Dec. to Jan. ^P	Jan. to Feb. ^P
Other motor vehicle parts mfg - Continued									
Aerospace product and parts manufacturing.....	3364		5.0	0.2	0.2	0.4	0.6	0.6	
Aerospace product and parts manufacturing.....	33641		5.0	0.2	0.2	0.4	0.6	0.6	
Aircraft mfg.....	336411		4.9	0.2	0.2	0.5	0.6	0.5	
Primary products.....		336411-P	5.1	0.3	0.2	0.5	0.5	0.5	
Civilian aircraft.....		336411-3	6.4	0.4	0.3	0.6	0.7	0.7	
Military aircraft.....		336411-4	2.8	0.0	0.0	0.0	0.0	0.0	
Modification, conversion, and overhaul of previously accepted aircraft.....		336411-5	-	0.0	0.3	2.1	-	-	
Secondary products and miscellaneous receipts.....		336411-SM							
Secondary products.....		336411-S	-	-	-	-	-	0.0	
Aircraft engine and engine parts mfg.....	336412		6.0	0.0	0.0	0.2	0.8	0.2	
Primary products.....		336412-P	5.0	0.0	0.0	0.4	0.7	0.2	
Aeronautical services on aircraft engines.....		336412-5	13.0	0.0	0.0	0.0	3.1	0.0	
Aircraft engine parts and accessories.....		336412-7	3.2	0.0	0.1	0.8	0.3	0.2	
Parts and accessories for military aircraft engines.....		336412-75	2.3	0.3	0.0	0.0	0.0	0.6	
Parts and accessories for civilian aircraft engines.....		336412-77	3.4	0.0	0.1	1.0	0.5	0.0	
Secondary products and miscellaneous receipts.....		336412-SM							
Secondary products.....		336412-S	5.5	0.0	0.0	0.0	1.0	0.1	
Other aircraft parts and equipment mfg.....	336413		4.7	0.0	0.0	0.0	0.7	2.3	
Primary products.....		336413-P	4.6	0.0	0.1	0.0	0.6	2.3	
Aircraft propellers and helicopter rotors.....		336413-1	5.7	0.0	0.1	0.1	0.2	0.0	
Aircraft parts and auxiliary equipment.....		336413-7	4.5	0.0	0.1	0.0	0.6	2.5	
Aircraft landing gear for civilian and military aircraft.....		336413-72	14.1	0.0	0.0	0.0	10.9	0.0	
Other aircraft subassemblies and parts for military aircraft.....		336413-73	-0.1	0.0	0.0	0.1	0.0	0.0	
Other aircraft subassemblies and parts for civilian aircraft.....		336413-74	6.7	0.0	0.2	-0.1	0.2	3.3	
Secondary products and miscellaneous receipts.....		336413-SM							
Secondary products.....		336413-S	7.4	0.6	-0.2	0.3	3.0	2.8	
Railroad rolling stock manufacturing.....	3365		7.3	0.0	0.1	0.2	0.0	0.6	
Railroad rolling stock manufacturing.....	33651		7.3	0.0	0.1	0.2	0.0	0.6	
Railroad rolling stock mfg.....	336510		7.3	0.0	0.1	0.2	0.0	0.6	
Primary products.....		336510-P	7.5	0.1	0.2	0.0	-0.1	0.7	
Street, subway, trolley, and rapid transit cars, and railway maintenance equipment and parts.....		336510-5	5.0	0.2	0.6	0.2	-0.2	0.7	
Railway maintenance of way equipment & parts, parts for all railcars, & other railway vehicles.....		336510-54	5.5	0.2	0.7	0.2	-0.2	0.7	
Air brake and other brake equipment.....		336510-541	1.0	0.0	0.0	0.0	-0.6	1.5	
Secondary products and miscellaneous receipts.....		336510-SM							
Miscellaneous receipts.....		336510-M	4.8	0.0	0.1	1.6	0.0	0.0	
Secondary products.....		336510-S1	2.5	0.0	0.0	0.0	1.0	0.0	
Ship and boat building.....	3366		5.5	0.1	0.6	0.5	0.7	0.4	
Ship and boat building.....	33661		5.5	0.1	0.6	0.5	0.7	0.4	
Ship building and repairing.....	336611		4.4	0.0	0.8	0.5	0.8	0.5	
Primary products.....		336611-P	3.8	0.0	0.0	0.6	0.8	0.6	
Ship repair, nonmilitary.....		336611-A	25.5	0.0	0.1	2.9	3.7	2.7	
Military self-propelled ships, new construction.....		336611-5	-0.8	0.0	0.0	0.1	0.4	0.0	
Ship repair, military.....		336611-8	2.9	0.0	0.0	0.3	0.7	0.5	
Nonmilitary self-propelled ships, new construction.....		336611-9	4.2	0.0	0.0	-0.7	0.0	0.0	
Secondary products and miscellaneous receipts.....		336611-SM2							
Boat building.....	336612		8.7	0.4	0.2	0.3	0.4	0.2	
Primary products.....		336612-P	8.4	0.4	0.2	0.3	0.4	0.2	
Outboard motorboats, including commercial and military (except sailboats and lifeboats).....		336612-1	10.0	0.4	0.1	0.3	0.1	0.2	
Outboard motorboats, wood or metal, incl. comm. and military (exc. sailboats and lifeboats).....		336612-11	10.2	0.2	0.2	0.2	0.2	0.2	
Outboard motorboats, plastics/fiberglass, incl. comm. and mil. (exc. sailboats and lifeboats).....		336612-14	9.8	0.7	0.0	0.4	0.1	0.2	
Inboard motorboats, including commercial and military (except sailboats and lifeboats).....		336612-3	7.1	0.8	0.6	0.5	-0.9	0.7	
Inboard cabin cruisers, including commercial and military (except sailboats and lifeboats).....		336612-31	7.4	0.0	1.0	1.2	0.0	1.0	
Other inboard motorboats, including commercial and military (except sailboats and lifeboats).....		336612-32	5.4	1.4	0.3	0.0	-2.6	0.0	
Inboard-outdrive boats, including commercial and military (except sailboats and lifeboats).....		336612-5	4.7	0.0	0.0	0.0	0.0	0.5	

See footnotes at end of table.

Table 12. Producer price index percentage changes for the net output of selected industries and their products, not seasonally adjusted — Continued
[February 2023]

Title ¹	Industry code	Product code	Unadjusted 12-month percent change ²	Unadjusted 1-month percent change ²				
			Feb. 2022 to Feb. 2023 ^P	Sept. to Oct.	Oct. to Nov. ^P	Nov. to Dec. ^P	Dec. to Jan. ^P	Jan. to Feb. ^P
Boat building - Continued								
All other inboard-outdrive boats, incl. comm. and military (except sailboats and lifeboats).....		336612-52	3.6	0.0	0.0	0.0	0.0	0.5
All other boats (excluding military and commercial).....		336612-8	11.4	0.0	0.0	0.0	6.7	0.0
Secondary products and miscellaneous receipts.....		336612-SM						
Miscellaneous receipts.....		336612-M	11.6	0.0	0.0	0.0	0.0	0.0
Other transportation equipment manufacturing.....	3369		4.1	0.4	0.1	0.1	2.0	0.0
Other transportation equipment manufacturing.....	33699		4.1	0.4	0.1	0.1	2.0	0.0
Motorcycle, bicycle, and parts mfg.....	336991		3.1	0.5	0.0	0.2	0.3	0.0
Primary products.....		336991-P	3.1	0.6	0.0	0.2	0.3	0.0
Motorcycles, including three-wheel motorbikes, motorscooters, mopeds, and parts.....		336991-3	2.9	0.0	0.0	0.2	0.4	0.0
Bicycles, including parts (excluding children's 2-wheel sidewalk cycles).....		336991-4	4.7	4.0	0.2	0.0	0.0	0.0
Cycles, all types, tubular construction.....		336991-42	6.2	4.8	0.4	0.0	0.0	0.0
Parts for bicycles, unicycles, and adult tricycles.....		336991-45	3.4	3.3	0.0	0.1	0.0	0.0
Secondary products and miscellaneous receipts.....		336991-SM						
Secondary products.....		336991-S	-	0.0	-	-	-	-
All other transportation equipment mfg.....	336999		4.8	0.2	0.1	0.0	3.2	0.0
Primary products.....		336999-P	4.9	0.2	0.0	0.0	3.3	0.0
All-terrain vehicles and parts.....		336999-4	7.5	0.1	0.0	-0.1	6.7	0.0
All other miscellaneous transportation equipment.....		336999-6	7.6	0.6	0.0	0.2	2.8	0.0
Secondary products and miscellaneous receipts.....		336999-SM						
Secondary products.....		336999-S	3.8	0.0	2.4	0.0	0.0	0.0
Furniture & related product mfg.....	337		9.0	0.0	1.0	0.7	0.1	0.4
HH & institutional furniture & kitchen cabinet mfg.....	3371		8.2	-0.3	0.7	0.8	0.3	0.3
Wood kitchen cabinet & countertop mfg.....	33711		7.5	0.0	0.0	1.7	0.0	0.0
Wood kitchen cabinet and countertop mfg.....	337110		7.5	0.0	0.0	1.7	0.0	0.0
Primary products.....		337110-P	7.5	0.0	0.0	1.7	0.0	0.0
Custom wood kitchen cabinets, bathroom vanities, and related cabinet sold directly to customers.....		337110-H	12.7	0.0	0.0	0.8	0.0	0.0
Stock wood kitchen cabinets and related cabinetwork for permanent installation. ...		337110-1	2.3	0.0	0.0	0.0	0.0	0.0
Custom wood kitchen cabinets and related cabinetwork not sold direct to customer at retail.....		337110-4	-	0.0	0.0	-	-	-
Secondary products and miscellaneous receipts.....		337110-SM						
Household & institutional furniture mfg.....	33712		8.6	-0.5	1.0	0.4	0.5	0.4
Upholstered household furniture mfg.....	337121		7.1	-0.1	0.4	0.3	-0.1	0.2
Primary products.....		337121-P	9.1	-0.1	0.5	0.3	-0.1	0.1
Upholstered household furniture, excl. dual-purpose sleep furniture.....		337121-1	8.9	-0.1	0.5	0.3	-0.1	0.1
Upholstered household sofas, davenports, settees, and loveseats, except custom.....		337121-11	9.4	-0.1	0.7	0.4	-0.1	0.1
Upholstered household sectional sofa pieces, except custom.....		337121-12	7.1	-0.1	0.1	0.3	-0.1	0.0
Upholstered household rocking chairs, including swivel rockers, except custom.....		337121-13	9.8	0.0	0.5	1.7	0.0	0.0
Other upholstered household furniture, including custom sold at retail.....		337121-15	5.4	-0.1	0.4	0.3	-0.1	0.5
Dual-purpose sleep furniture incl. futon, conv. sofa, jackknife & chair beds, except custom.....		337121-4	13.2	0.0	0.7	0.0	0.0	0.0
Secondary products and miscellaneous receipts.....		337121-SM						
Miscellaneous receipts.....		337121-M	0.0	0.0	0.0	0.0	0.0	0.0
Nonupholstered wood household furniture mfg.....	337122		5.8	-2.0	0.0	0.0	3.4	0.9
Primary products.....		337122-P	6.4	-1.1	0.0	0.0	2.6	0.9
Wood dining room, kitchen, outdoor, and ready-to-assemble furniture, excl. cabinets and custom.....		337122-G	-	-	-	-	6.5	-0.3
Custom nonupholstered wood household furniture sold direct, excl. kitchen cabinets and vanities.....		337122-J	-	-6.2	0.0	0.0	-	-
Wood household den, family room, library, and living room furniture, except custom.....		337122-1	6.3	-1.2	0.0	0.0	1.8	1.4
Wood bedroom furniture, including infants' and children's, except custom.....		337122-8	3.4	-0.3	0.0	0.0	0.4	0.1
Secondary products and miscellaneous receipts.....		337122-SM						
Secondary products.....		337122-S	14.3	-6.8	0.1	0.1	18.3	2.5
Household furniture (except wood and upholstered) mfg.....	337126		14.6	-1.1	4.0	2.0	0.2	0.6
Primary products.....		337126-P	10.5	-1.3	0.4	2.4	0.1	0.4
Metal dining room and kitchen furniture, incl. padded and plain chairs and stools..		337126-1	12.0	-6.0	-1.6	8.6	0.0	-0.3
Metal outdoor and casual furniture, incl. beach, lawn, garden and porch.....		337126-3	15.0	1.7	2.7	0.0	0.0	0.0
Nonupholstered household furniture (except wood and metal).....		337126-6	-	0.0	0.0	0.0	0.3	-

See footnotes at end of table.

Table 12. Producer price index percentage changes for the net output of selected industries and their products, not seasonally adjusted — Continued
 [February 2023]

Title ¹	Industry code	Product code	Unadjusted 12-month percent change ²	Unadjusted 1-month percent change ²				
				Feb. 2022 to Feb. 2023 ^P	Sept. to Oct.	Oct. to Nov. ^P	Nov. to Dec. ^P	Dec. to Jan. ^P
Household furniture (except wood and upholstered) mfg - Continued								
Secondary products and miscellaneous receipts.....		337126-SM						
Secondary products.....		337126-S	11.2	-0.4	-0.2	0.8	1.1	2.0
Institutional furniture mfg.....	337127		13.2	0.1	1.8	0.2	0.1	0.5
Primary products.....		337127-P	14.2	0.0	1.9	0.3	0.1	0.5
Other institutional furniture.....		337127-B	9.6	0.0	4.4	0.2	0.2	0.4
School furniture (except stone and concrete), excl. library furniture.....		337127-1	23.9	-0.6	1.0	0.0	0.2	0.4
Public building and related furniture, excl. bar, bowling, cafeteria, restaurant and school.....		337127-5	11.0	0.5	0.9	0.3	0.0	0.9
Public furniture (bar, bowling center, cafeteria, and restaurant).....		337127-8	18.2	-0.2	0.7	0.5	0.0	0.0
Secondary products and miscellaneous receipts.....		337127-SM						
Miscellaneous receipts.....		337127-M	11.6	1.9	1.9	0.0	1.9	0.0
Secondary products.....		337127-S	2.7	-0.2	-0.1	0.4	-0.1	0.2
Office furniture (including fixtures) mfg.....	3372		9.7	0.4	1.7	1.0	-0.7	0.7
Office furniture (including fixtures) mfg.....	33721		9.7	0.4	1.7	1.0	-0.7	0.7
Wood office furniture mfg.....	337211		13.8	0.2	0.2	-0.1	0.2	1.7
Primary products.....		337211-P	10.8	0.3	0.0	0.0	0.1	1.9
Wood office furniture panel systems, desking systems, and other wood office furniture.....		337211-A	5.2	0.0	0.0	0.0	0.0	0.0
Wood office seating, including upholstered.....		337211-1	15.5	0.9	0.1	0.0	0.6	4.8
Wood office desks and desk extensions.....		337211-4	14.5	0.0	0.0	-0.1	0.0	2.3
Wood office files, storage units, and tables.....		337211-7	6.3	0.0	0.0	0.0	0.0	0.2
Secondary products and miscellaneous receipts.....		337211-SM						
Secondary products.....		337211-S	34.4	0.0	1.2	-0.3	0.6	0.0
Custom architectural woodwork and millwork.....	337212		9.2	1.0	0.6	0.0	0.5	1.7
Primary products.....		337212-P	9.6	1.2	0.7	0.0	0.5	1.7
Custom architectural woodwork, millwork, and fixtures.....		337212-0	9.6	1.2	0.7	0.0	0.5	1.7
Secondary products and miscellaneous receipts.....		337212-SM						
Office furniture, except wood, mfg.....	337214		14.9	0.5	4.4	1.0	0.2	0.3
Primary products.....		337214-P	15.0	0.6	4.5	1.2	0.2	0.3
Office seating, including upholstered, except wood.....		337214-1	8.1	3.4	-1.3	4.8	-0.3	-0.2
Office files, storage units, and tables, except wood.....		337214-7	11.3	0.8	0.7	0.9	1.3	0.0
Secondary products and miscellaneous receipts.....		337214-SM						
Showcases, partitions, shelving, and lockers mfg.....	337215		2.3	-0.3	-0.2	2.2	-3.2	-0.3
Primary products.....		337215-P	1.2	-0.5	-0.5	2.2	-3.2	-0.4
Storage racks and accessories, except wood.....		337215-E	-20.7	0.0	0.0	-7.1	-6.4	0.0
Fixtures (bank, office, and store), except wood.....		337215-G	14.0	1.5	0.4	3.5	1.3	-0.6
Wood furniture dimensions and nonwood furniture parts and frames.....		337215-L	7.9	-0.9	-0.7	4.0	0.3	-2.9
Secondary products and miscellaneous receipts.....		337215-SM						
Other furniture related product mfg.....	3379		8.9	-0.1	0.4	0.1	1.2	0.1
Mattress mfg.....	33791		5.5	-0.1	-1.4	0.1	1.4	0.1
Mattress mfg.....	337910		5.5	-0.1	-1.4	0.1	1.4	0.1
Primary products.....		337910-P	5.7	-0.1	-1.4	0.1	1.5	0.1
Mattress and foundation sets.....		337910-E	1.2	0.0	-3.1	0.0	0.0	0.0
Innerspring mattresses, excluding crib-size.....		337910-1	9.0	0.0	-0.5	0.0	2.9	0.0
Other mattresses, including crib, foam, waterbed mattresses and mattress inserts.....		337910-4	8.9	0.0	0.0	0.3	1.9	0.5
Foundations, excl. innerspring units, hybrid-type flotation, ensembles, and adjustable units.....		337910-7	6.0	-0.7	-0.1	0.0	0.2	0.0
Secondary products and miscellaneous receipts.....		337910-SM						
Blind & shade mfg.....	33792		24.0	0.0	7.7	0.0	0.5	0.0
Blind and shade mfg.....	337920		24.0	0.0	7.7	0.0	0.5	0.0
Primary products.....		337920-P	27.5	0.0	10.0	0.0	0.6	0.0
Other blinds and shades, including curtain and drapery fixtures, poles and rods.....		337920-8	-	-	-	-	-	0.0
Secondary products and miscellaneous receipts.....		337920-SM						
Miscellaneous mfg.....	339		5.5	0.4	0.3	0.3	1.2	0.0
Medical equipment & supplies mfg.....	3391		4.1	0.4	0.1	0.3	1.4	0.1
Medical equipment & supplies mfg.....	33911		4.1	0.4	0.1	0.3	1.4	0.1
Surgical and medical instrument mfg.....	339112		3.5	0.2	0.0	0.1	1.5	-0.1
Primary products.....		339112-P	3.6	0.2	0.0	0.2	1.4	-0.1
Surgical and medical instruments.....		339112-0	3.6	0.2	0.0	0.2	1.4	-0.1

See footnotes at end of table.

Table 12. Producer price index percentage changes for the net output of selected industries and their products, not seasonally adjusted — Continued
 [February 2023]

Title ¹	Industry code	Product code	Unadjusted 12-month percent change ²	Unadjusted 1-month percent change ²				
			Feb. 2022 to Feb. 2023 ^P	Sept. to Oct.	Oct. to Nov. ^P	Nov. to Dec. ^P	Dec. to Jan. ^P	Jan. to Feb. ^P
Surgical and medical instrument mfg - Continued								
Surgical and orthopedic instruments.....		339112-01	4.1	0.0	0.0	0.0	0.4	0.0
Surgical and medical catheters.....		339112-05	-0.1	-0.7	0.1	0.4	-0.1	-0.1
Other surgical and medical apparatus and instruments, excluding parts.....		339112-06	4.5	-0.3	-0.4	0.4	4.2	-0.4
Parts for surgical and medical apparatus and instruments.....		339112-09	2.6	1.4	0.0	0.0	0.9	0.0
Secondary products and miscellaneous receipts.....		339112-SM						
Secondary products.....		339112-S	—	0.0	0.0	0.0	0.1	0.1
Surgical appliance and supplies mfg.....								
Primary products.....	339113	339113-P	5.0	0.7	0.3	0.1	1.7	0.1
Medical and surgical appliances and supplies, incl. orthopedic, prosthetic, and therapeutic.....		339113-2	5.5	0.9	0.3	0.1	1.9	0.1
Other orthopedic and prosthetic appliances.....		339113-22	3.2	0.3	0.2	0.1	1.2	0.1
Other medical and surgical appliances and supplies.....		339113-27	0.9	0.0	0.0	0.0	0.9	0.0
Hospital beds and specialized hospital furniture.....		339113-4	4.0	0.4	0.3	0.1	1.4	0.1
Personal industrial and nonindustrial safety equipment and clothing.....		339113-6	—	0.0	2.8	0.0	—	—
Secondary products and miscellaneous receipts.....		339113-SM	11.1	3.9	0.0	0.0	0.2	0.1
Miscellaneous receipts.....		339113-M	—	0.1	0.2	0.0	—	—
Secondary products.....		339113-S	2.9	0.0	0.0	0.0	0.3	0.1
Dental equipment and supplies mfg.....								
Primary products.....	339114	339114-P	4.9	0.3	-0.9	1.7	0.3	0.8
Dental professional equipment and supplies.....		339114-1	5.4	0.4	-1.1	1.8	0.4	0.8
Professional dental equipment.....		339114-11	7.1	0.0	0.0	1.8	0.9	0.4
Professional dental supplies.....		339114-12	—	0.0	0.0	4.0	—	—
Secondary products and miscellaneous receipts.....		339114-SM	3.3	0.0	0.0	0.0	1.3	0.0
Miscellaneous receipts.....		339114-M	—	0.0	0.0	1.1	—	—
Ophthalmic goods mfg.....								
Primary products.....	339115	339115-P	2.6	0.0	0.0	1.1	0.0	0.8
Secondary products and miscellaneous receipts.....		339115-SM	2.8	0.0	0.0	1.2	0.0	0.7
Other miscellaneous mfg.....								
Jewelry & silverware mfg.....	3399		7.3	0.3	0.5	0.3	1.0	-0.1
Jewelry and silverware mfg.....								
Primary products.....	339910	339910-P	6.8	-0.3	2.3	0.7	1.8	-1.0
Jewelry, gold and platinum.....		339910-1	7.6	-0.3	2.5	0.8	1.8	-1.0
Costume jewelry and novelties.....		339910-4	8.5	-0.5	3.6	0.7	1.7	-2.3
All other jewelry and personal goods (excluding costume).....		339910-8	4.6	0.0	0.0	0.0	4.1	0.9
Secondary products and miscellaneous receipts.....		339910-SM	7.9	-0.2	2.2	0.6	0.3	0.3
Miscellaneous receipts.....		339910-M	0.8	-0.1	0.2	0.1	0.1	0.0
Sporting & athletic goods mfg.....								
Primary products.....	339920	339920-P	3.0	0.2	0.4	0.0	1.3	0.2
Other sporting and athletic goods.....		339920-A	3.3	0.2	0.5	0.1	1.3	0.2
Golf equipment, excluding apparel and shoes.....		339920-4	2.6	0.0	0.5	0.0	1.2	0.6
Playground equipment.....		339920-5	—	0.3	-0.1	0.3	3.0	—
Gymnasium and exercise equipment.....		339920-7	10.9	1.3	2.9	0.0	2.2	0.0
Secondary products and miscellaneous receipts.....		339920-SM	5.0	0.0	0.0	0.0	0.0	0.0
Secondary products.....		339920-S	9.1	2.1	0.0	-3.3	0.5	-0.6
Doll, toy & game mfg.....								
Primary products.....	339930	339930-P	5.3	1.1	0.0	0.0	1.0	0.0
Models (operating & static), craft kits/supply, natural science kits, & collectors' miniatures.....		339930-6	3.1	1.5	0.0	0.0	1.7	0.0
Other nonelectronic toys, including parts.....		339930-8	1.9	0.3	0.0	0.0	0.5	0.0
Secondary products and miscellaneous receipts.....		339930-SM	6.4	3.2	0.0	0.0	3.2	0.0
Office supplies (exc paper) mfg.....								
Primary products.....	339940	339940-P	6.6	0.2	0.1	0.0	1.2	1.1
Pens, mechanical pencils, markers, and associated parts.....		339940-1	6.6	0.2	0.1	0.0	1.2	1.1
Lead pencils, art goods, office supplies & small office equipment, excluding paper.....		339940-2	6.7	0.2	-0.1	0.0	1.0	1.1
Marking devices.....		339940-3	4.0	0.0	-0.7	0.0	0.0	0.0
Secondary products and miscellaneous receipts.....		339940-SM	8.2	0.0	0.3	0.0	1.7	0.9
Miscellaneous receipts.....		339940-M	1.7	0.0	0.0	0.0	1.2	0.0
Office supplies, except paper, mfg.....								
Primary products.....	339940	339940-P	6.6	0.2	0.1	0.0	1.2	1.1
Pens, mechanical pencils, markers, and associated parts.....		339940-1	6.7	0.2	-0.1	0.0	1.0	1.1
Lead pencils, art goods, office supplies & small office equipment, excluding paper.....		339940-2	4.0	0.0	-0.7	0.0	0.0	0.0
Marking devices.....		339940-3	8.2	0.0	0.3	0.0	1.7	0.9
Secondary products and miscellaneous receipts.....		339940-SM	1.7	0.0	0.0	0.0	1.2	0.0
Miscellaneous receipts.....		339940-M	8.8	0.0	0.0	0.0	5.6	0.0

See footnotes at end of table.

Table 12. Producer price index percentage changes for the net output of selected industries and their products, not seasonally adjusted — Continued
 [February 2023]

Title ¹	Industry code	Product code	Unadjusted 12-month percent change ²	Unadjusted 1-month percent change ²				
			Feb. 2022 to Feb. 2023 ^P	Sept. to Oct.	Oct. to Nov. ^P	Nov. to Dec. ^P	Dec. to Jan. ^P	Jan. to Feb. ^P
Office supplies, except paper, mfg - Continued								
Secondary Products.....		339940-S	-	0.1	-	-	-	-
Sign mfg.....	33995		10.6	0.4	0.0	0.4	0.8	0.0
Sign mfg.....	339950		10.6	0.4	0.0	0.4	0.8	0.0
Primary products.....		339950-P	11.8	0.5	0.0	0.5	0.7	0.0
Electric signs and displays, including trade show exhibits.....		339950-1	10.0	0.0	0.0	0.0	0.0	0.0
Nonelectric signs and displays, including trade show exhibits.....		339950-4	13.2	0.8	0.0	0.8	1.2	0.0
Secondary products and miscellaneous receipts.....		339950-SM						
All other misc mfg.....	33999		7.9	0.5	0.4	0.2	0.8	-0.1
Gasket, packing, and sealing device mfg.....	339991		8.0	0.7	0.1	0.9	2.4	0.0
Primary products.....		339991-P	8.1	0.7	0.0	1.0	2.4	0.0
Compression packing.....		339991-1	4.5	0.0	0.0	0.0	3.4	0.0
Molded packing and seals.....		339991-2	10.1	0.0	0.0	0.9	1.0	0.0
Nonmetallic gaskets and gasketing.....		339991-3	10.4	0.0	0.0	1.1	3.4	0.0
Metallic gaskets and machined seals.....		339991-7	1.4	2.8	0.0	0.0	0.2	0.0
Rotary oil seals.....		339991-9	14.5	0.0	0.0	7.5	3.3	0.0
Secondary products and miscellaneous receipts.....		339991-SM						
Miscellaneous receipts.....		339991-M	3.6	0.4	0.0	0.0	1.6	0.0
Secondary products.....		339991-S	11.9	0.1	2.0	0.1	2.9	-0.5
Musical instrument mfg.....	339992		4.3	0.8	0.1	-0.2	0.0	0.5
Primary products.....		339992-P	5.1	0.5	0.1	-0.2	0.0	0.5
Nonelectronic pianos, organs, and nonelectronic pianos and organ parts, excluding benches.....		339992-A	3.4	0.0	0.0	0.0	0.0	0.0
Other musical instruments and parts.....		339992-7	5.3	0.6	0.1	-0.2	0.0	0.6
Other electronic musical instruments, excluding electronic organs.....		339992-71	1.9	1.2	0.6	-1.0	0.0	0.0
Other nonelectronic musical instruments.....		339992-72	6.3	0.0	0.0	0.0	0.0	0.0
Parts and accessories for other musical instruments, sold separately, excl. benches & cases.....		339992-73	-	0.7	0.0	0.0	0.0	-
Secondary products and miscellaneous receipts.....		339992-SM						
Miscellaneous receipts.....		339992-M	-0.5	5.7	0.0	0.0	6.1	0.0
Fastener, button, needle, and pin mfg.....	339993		6.9	0.0	0.0	0.3	0.0	0.0
Primary products.....		339993-P	6.5	0.0	0.0	0.3	0.0	0.0
Fasteners, zippers, buttons, needles, pins, and buckles (except precious metal) ..		339993-0	6.5	0.0	0.0	0.3	0.0	0.0
Secondary products and miscellaneous receipts.....		339993-SM						
Broom, brush, and mop mfg.....	339994		5.0	0.0	0.8	-0.4	0.7	1.1
Primary products.....		339994-P	6.2	0.0	1.0	0.0	0.7	1.0
Brooms, mops and dusters.....		339994-1	5.7	0.0	3.1	0.0	0.4	0.1
Mops and dusters, including refills.....		339994-13	4.9	0.0	2.9	0.0	0.0	0.0
Paint and varnish brushes, paint holders, pads, roller frames and rollers.....		339994-3	5.4	0.0	0.0	0.0	1.8	1.9
Paint and varnish brushes.....		339994-31	9.1	0.0	0.0	0.0	3.8	1.1
Paint holders, pads, roller frames and rollers.....		339994-32	2.9	0.0	0.0	0.0	0.1	2.7
Other types of brushes.....		339994-5	6.6	0.0	0.3	0.0	0.5	1.3
Personal brushes.....		339994-51	0.1	0.0	0.0	0.0	0.0	0.0
All other types of brushes, except personal.....		339994-52	14.0	0.0	0.7	0.0	0.9	2.2
Secondary and miscellaneous receipts.....		339994-SM						
Burial casket mfg.....	339995		13.6	5.4	3.0	0.0	3.4	0.0
Primary products.....		339995-P	13.3	5.7	2.6	0.0	3.4	0.0
Metal burial caskets and coffins, completely lined and trimmed, adult sizes only. ...		339995-1	16.0	10.1	2.9	0.0	0.0	0.0
Secondary products and miscellaneous receipts.....		339995-SM						
All other miscellaneous mfg.....	339999		8.8	0.2	0.3	0.1	0.1	-0.6
Primary products.....		339999-P	9.9	0.2	0.1	0.1	0.1	-0.5
Mirror and picture frames and framed pictures.....		339999-E	5.9	0.0	0.0	0.0	0.0	0.0
All other miscellaneous fabricated products, incl. fire extinguishers and umbrellas.....		339999-L	13.8	0.3	0.1	0.1	0.1	-0.6
Candles, including tapers.....		339999-5	1.0	0.0	0.0	0.0	0.0	0.0
Secondary products and miscellaneous receipts.....		339999-SM						
Secondary products.....		339999-S	1.2	0.0	0.1	0.2	-0.6	-3.4
Services industries								
Merchant wholesalers, durable goods.....	423		1.3	-0.5	0.7	1.2	0.5	-0.4
Motor vehicle and parts merchant wholesalers.....	4231		-6.2	0.3	-2.5	7.2	-3.5	1.1
Motor vehicle and parts merchant wholesalers.....	42310		-6.2	0.3	-2.5	7.2	-3.5	1.1

See footnotes at end of table.

Table 12. Producer price index percentage changes for the net output of selected industries and their products, not seasonally adjusted — Continued
 [February 2023]

Title ¹	Industry code	Product code	Unadjusted 12-month percent change ²	Unadjusted 1-month percent change ²				
				Feb. 2022 to Feb. 2023 ^P	Sept. to Oct.	Oct. to Nov. ^P	Nov. to Dec. ^P	Dec. to Jan. ^P
Motor vehicle and parts merchant wholesalers - Continued								
Motor vehicle and parts merchant wholesalers.....	423100		-6.2	0.3	-2.5	7.2	-3.5	1.1
Primary services.....		423100-P	-7.5	0.3	-2.6	7.8	-3.6	1.2
Motor vehicle and parts wholesaler services.....		423100-1	-7.5	0.3	-2.6	7.8	-3.6	1.2
Furniture and home furnishing merchant wholesalers.....	4232		7.9	-0.3	-3.9	0.8	1.0	0.0
Furniture and home furnishing merchant wholesalers.....	42320		7.9	-0.3	-3.9	0.8	1.0	0.0
Furniture and home furnishing merchant wholesalers.....	423200		7.9	-0.3	-3.9	0.8	1.0	0.0
Primary services.....		423200-P	8.5	-0.3	-3.9	0.8	1.0	0.0
Furniture and home furnishing wholesaler services.....		423200-1	8.5	-0.3	-3.9	0.8	1.0	0.0
Lumber and other construction materials merchant wholesalers.....	4233		-5.4	-2.6	-1.1	-3.2	-1.1	-0.8
Lumber and other construction materials merchant wholesalers.....	42330		-5.4	-2.6	-1.1	-3.2	-1.1	-0.8
Lumber and other construction materials merchant wholesalers.....	423300		-5.4	-2.6	-1.1	-3.2	-1.1	-0.8
Primary services.....		423300-P	-5.9	-2.6	-1.1	-3.3	-1.2	-0.8
Lumber and other construction material wholesaler services.....		423300-1	-5.9	-2.6	-1.1	-3.3	-1.2	-0.8
Other receipts.....		423300-SM	-	-	-	-	-	-0.9
Professional and commercial equipment and supplies merchant wholesalers.....	4234		6.8	-0.7	4.1	-1.2	5.2	0.4
Professional and commercial equipment and supplies merchant wholesalers.....	42340		6.8	-0.7	4.1	-1.2	5.2	0.4
Professional and commercial equipment and supplies merchant wholesalers.....	423400		6.9	-0.8	4.3	-1.2	5.1	0.4
Primary services.....		423400-P	9.5	-1.7	6.0	-1.5	5.9	0.4
Professional and commercial equipment and supplies wholesaler services.....		423400-1	9.5	-1.7	6.0	-1.5	5.9	0.4
Metal and mineral (except petroleum) merchant wholesalers.....	4235		-9.4	-1.9	0.1	-9.6	10.0	0.4
Metal and mineral (except petroleum) merchant wholesalers.....	42350		-9.4	-1.9	0.1	-9.6	10.0	0.4
Metal and mineral (except petroleum) merchant wholesalers.....	423500		-9.3	-1.9	0.2	-9.6	10.0	0.4
Primary services.....		423500-P	-8.0	-1.9	0.5	-10.3	10.1	0.8
Metals and minerals wholesaler services.....		423500-1	-8.0	-1.9	0.5	-10.3	10.1	0.8
Household appliances and electrical and electronic goods merchant wholesalers.....	4236		-1.9	-1.2	-1.4	3.0	-0.4	-0.2
Household appliances and electrical and electronic goods merchant wholesalers.....	42360		-1.9	-1.2	-1.4	3.0	-0.4	-0.2
Household appliances and electrical and electronic goods merchant wholesalers.....	423600		-1.6	-1.1	-1.7	3.0	-0.4	-0.2
Primary services.....		423600-P	-4.5	-2.1	1.9	2.3	-0.1	-0.3
Household appliances, electrical, and electronics wholesaler services.....		423600-1	-4.5	-2.1	1.9	2.3	-0.1	-0.3
Hardware, plumbing and heating equipment and supplies merchant wholesalers.....	4237		-6.5	2.2	3.4	1.0	-3.3	0.1
Hardware, plumbing and heating equipment and supplies merchant wholesalers.....	42370		-6.5	2.2	3.4	1.0	-3.3	0.1
Hardware, plumbing, and heating equipment and supplies merchant wholesalers.....	423700		-7.2	2.1	3.4	1.0	-3.3	0.1
Primary services.....		423700-P	6.6	2.3	3.6	1.7	-3.3	0.0
Hardware, plumbing, and heating equipment and supplies wholesaler services.....		423700-1	6.6	2.3	3.6	1.7	-3.3	0.0
Machinery, equipment, and supplies merchant wholesalers.....	4238		11.9	0.2	3.4	1.1	0.4	-4.2
Machinery, equipment, and supplies merchant wholesalers.....	42380		11.9	0.2	3.4	1.1	0.4	-4.2
Machinery and supply merchant wholesalers.....	423800		12.0	0.2	3.4	1.1	0.4	-4.2
Primary services.....		423800-P	11.6	0.0	4.1	1.3	-0.7	-5.1
Machinery and supply wholesaler services.....		423800-1	11.6	0.0	4.1	1.3	-0.7	-5.1
Other receipts.....		423800-SM	13.0	1.1	0.1	0.1	6.1	0.0
Miscellaneous durable goods merchant wholesalers (except materials recyclers).....	4239		7.1	-0.8	0.3	0.9	0.9	-0.7
Miscellaneous durable goods merchant wholesalers (except materials recyclers).....	42390		7.1	-0.8	0.3	0.9	0.9	-0.7
Miscellaneous durable goods, except recyclable material, merchant wholesalers.....	423900		7.0	-0.8	0.3	0.9	0.9	-0.7
Primary services.....		423900-P	7.3	-0.9	0.3	0.9	0.9	-0.7
Miscellaneous durable goods wholesaler services.....		423900-1	7.3	-0.9	0.3	0.9	0.9	-0.7
Merchant wholesalers, nondurable goods.....	424		11.6	0.5	0.1	-1.7	-0.4	0.1
Paper and paper product merchant wholesalers.....	4241		29.8	1.6	0.6	0.9	-0.6	0.4
Paper and paper product merchant wholesalers.....	42410		29.8	1.6	0.6	0.9	-0.6	0.4
Paper and paper product merchant wholesalers.....	424100		29.8	1.6	0.6	0.9	-0.6	0.4
Primary services.....		424100-P	29.7	1.6	0.4	0.9	-0.6	0.4
Paper wholesaler services.....		424100-1	29.7	1.6	0.4	0.9	-0.6	0.4
Wholesaling of paper and paper products.....		424100-11	28.0	1.7	0.4	1.0	-0.7	0.4
Wholesaling of all other goods, except paper and paper products.....		424100-12	44.6	1.4	0.7	-0.1	0.3	0.1
Drugs and druggists' sundries merchant wholesalers.....	4242		14.9	-1.7	-0.2	-2.0	7.9	-4.3

See footnotes at end of table.

Table 12. Producer price index percentage changes for the net output of selected industries and their products, not seasonally adjusted — Continued
 [February 2023]

Title ¹	Industry code	Product code	Unadjusted 12-month percent change ²	Unadjusted 1-month percent change ²				
			Feb. 2022 to Feb. 2023 ^P	Sept. to Oct.	Oct. to Nov. ^P	Nov. to Dec. ^P	Dec. to Jan. ^P	Jan. to Feb. ^P
Drugs and druggists' sundries merchant wholesalers - Continued								
Drugs and druggists' sundries merchant wholesalers.....	42420		14.9	-1.7	-0.2	-2.0	7.9	-4.3
Drugs and druggists' sundries merchant wholesalers.....	424200		14.9	-1.7	-0.2	-2.0	7.9	-4.3
Primary products.....		424200-P	14.9	-1.7	-0.2	-2.0	7.9	-4.3
Wholesaling of pharmaceuticals.....		424200-1	11.0	-1.2	0.0	-1.7	4.7	-7.3
Wholesaling of all other goods, except pharmaceuticals.....		424200-2	8.7	-4.1	-1.1	-3.9	12.7	0.1
Apparel and piece goods merchant wholesalers.....	4243		8.8	3.4	-2.7	-5.7	-1.7	6.3
Apparel and piece goods merchant wholesalers.....	42430		8.8	3.4	-2.7	-5.7	-1.7	6.3
Apparel and piece goods merchant wholesalers.....	424300		8.8	3.4	-2.7	-5.7	-1.7	6.3
Primary services.....		424300-P	8.8	3.4	-2.7	-5.7	-1.7	6.3
Apparel wholesaler services.....		424300-1	8.8	3.4	-2.7	-5.7	-1.7	6.3
Wholesaling of apparel.....		424300-11	9.6	5.5	-3.9	-3.3	-4.3	8.1
Grocery and related product merchant wholesalers.....	4244		6.3	2.7	0.3	-2.9	-0.6	-1.5
Grocery and related product merchant wholesalers.....	42440		6.3	2.7	0.3	-2.9	-0.6	-1.5
Grocery and related product merchant wholesalers.....	424400		6.3	2.7	0.3	-2.9	-0.6	-1.5
Primary services.....		424400-P	6.3	2.7	0.3	-2.9	-0.6	-1.5
Grocery and related product wholesaler services.....		424400-1	6.3	2.7	0.3	-2.9	-0.6	-1.5
Wholesaling of fresh meat, seafood, dairy, and fruits and vegetables.....		424400-11	-1.5	1.0	4.0	1.0	-5.2	-1.5
Wholesaling of packaged frozen and canned foods.....		424400-12	8.3	4.6	-8.0	-3.3	1.0	0.7
Wholesaling of baked goods, non-alcoholic beverages, and all other groceries.....		424400-13	4.8	5.2	-1.9	-6.0	2.1	-3.6
Wholesaling of all other goods, except groceries.....		424400-14	41.3	-7.8	22.4	-1.9	0.2	-0.3
Farm product raw material merchant wholesalers.....	424500		-	-	-	-	-	-6.1
Primary services.....		424500-P	-	-	-	-	-	-6.5
Farm product raw material wholesaler services.....		424500-1	-	-	-	-	-	-6.5
Chemicals and allied products merchant wholesalers.....	4246		1.4	0.1	-0.3	0.5	-1.5	1.2
Chemicals and allied products merchant wholesalers.....	42460		1.4	0.1	-0.3	0.5	-1.5	1.2
Chemicals and allied products merchant wholesalers.....	424600		1.4	0.1	-0.3	0.5	-1.5	1.2
Primary services.....		424600-P	1.1	0.1	-0.3	0.5	-1.6	1.1
Wholesaling of chemicals, plastics, and allied products.....		424600-1	0.8	0.0	-0.7	0.0	-0.8	1.3
Wholesaling of all other goods, except chemicals, plastics, and allied products.....		424600-2	16.9	1.6	4.7	7.2	-5.1	0.0
Petroleum and petroleum products merchant wholesalers.....	4247		19.1	0.6	3.8	-3.0	-4.2	4.3
Petroleum and petroleum products merchant wholesalers.....	42470		19.1	0.6	3.8	-3.0	-4.2	4.3
Petroleum and petroleum products merchant wholesalers.....	424700		19.1	0.6	3.8	-3.0	-4.2	4.3
Primary services.....		424700-P	19.3	0.7	4.0	-3.3	-4.2	4.4
Wholesaling of petroleum products.....		424700-1	19.6	0.3	4.1	-3.4	-4.3	4.3
Wholesaling of all other goods, except petroleum products.....		424700-2	9.8	13.9	1.6	-0.4	1.5	6.4
Beer, wine, and distilled alcoholic beverage merchant wholesalers.....	4248		15.3	1.1	0.7	-0.5	0.9	0.6
Beer, wine, and distilled alcoholic beverage merchant wholesalers.....	42480		15.3	1.1	0.7	-0.5	0.9	0.6
Beer, wine, and distilled alcoholic beverage merchant wholesalers.....	424800		15.3	1.1	0.7	-0.5	0.9	0.6
Primary services.....		424800-P	15.3	1.1	0.7	-0.5	0.9	0.6
Alcoholic beverage wholesaler services.....		424800-1	15.3	1.1	0.7	-0.5	0.9	0.6
Wholesaling of beer, wine, and distilled alcoholic beverages.....		424800-11	15.5	1.1	0.7	-0.5	0.9	0.5
Wholesaling of all other goods, except alcoholic beverages.....		424800-12	6.6	2.6	0.0	-0.7	0.2	2.8
Miscellaneous nondurable goods merchant wholesalers.....	4249		16.9	-2.2	-2.8	0.5	0.1	2.5
Miscellaneous nondurable goods merchant wholesalers.....	42490		16.9	-2.2	-2.8	0.5	0.1	2.5
Miscellaneous nondurable goods merchant wholesalers.....	424900		16.9	-2.2	-2.8	0.5	0.1	2.5
Primary services.....		424900-P	16.9	-2.3	-2.8	0.5	0.1	2.5
Miscellaneous nondurable good wholesaler services.....		424900-1	16.9	-2.3	-2.8	0.5	0.1	2.5
Material recyclers.....	429930		-12.6	-5.6	-2.3	4.8	7.4	3.3
Primary products.....		429930-P	-12.2	-5.9	-2.4	5.2	8.5	4.3
Ferrous metal scrap.....		429930-1	-8.7	-3.4	-3.3	8.1	12.0	5.6
Carbon steel scrap.....		429930-11	-7.4	-3.1	-4.2	8.3	12.5	5.5
Carbon steel scrap bundles.....		429930-112	-11.9	-7.2	-5.9	9.5	11.3	6.0
Shredded carbon steel scrap.....		429930-113	-3.5	-4.8	-5.0	8.2	12.2	6.2
Cut plate and structural scrap.....		429930-114	-3.5	-1.7	-2.4	6.8	10.9	7.2
Other carbon steel scrap.....		429930-115	-	-	-	-	-	-
Stainless and alloy steel scrap.....		429930-12	-26.1	-9.3	7.9	12.2	7.1	7.2
Other ferrous scrap.....		429930-14	-	-2.4	3.0	-1.8	25.4	-

See footnotes at end of table.

Table 12. Producer price index percentage changes for the net output of selected industries and their products, not seasonally adjusted — Continued
 [February 2023]

Title ¹	Industry code	Product code	Unadjusted 12-month percent change ²	Unadjusted 1-month percent change ²				
			Feb. 2022 to Feb. 2023 ^P	Sept. to Oct.	Oct. to Nov. ^P	Nov. to Dec. ^P	Dec. to Jan. ^P	Jan. to Feb. ^P
Material recyclers - Continued								
Nonferrous metal scrap.....		429930-2	-17.0	-4.3	1.6	2.4	0.4	-2.6
Copper base scrap.....		429930-21	-7.2	-2.8	9.2	2.0	3.2	1.1
No 1 copper wire, heavy.....		429930-211	-8.9	-4.5	13.7	1.1	4.0	1.3
No 2 copper wire, mixed.....		429930-212	-10.6	-4.7	14.5	1.6	4.4	-0.9
Yellow brass scrap.....		429930-213	-	-0.2	4.1	3.8	-	-
Used beverage can scrap.....		429930-223	-25.2	-7.7	7.9	2.5	-2.9	17.7
Other old aluminum base scrap.....		429930-224	-11.2	1.4	4.8	0.0	2.5	2.3
Other nonferrous scrap (including lead, zinc and precious metals).....		429930-23	-25.6	-3.0	-2.4	-3.1	-3.5	-10.8
Recyclable paper.....		429930-3	-58.1	-31.9	-23.8	12.1	-5.7	11.6
News and other low grade recyclable paper.....		429930-31	-52.6	-30.5	-27.6	0.0	-5.8	0.0
Corrugated recyclable paper.....		429930-33	-62.4	-37.9	-35.6	25.7	-3.4	21.4
High grade recyclable paper (including pulp substitutes and deinking).....		429930-34	-46.9	-17.9	-0.6	-1.6	-9.3	-1.0
Recyclable materials, excluding metals and paper.....		429930-4	-10.4	0.2	0.7	-0.3	0.2	-10.2
Recyclable plastics.....		429930-42	11.3	-8.2	-5.4	-0.5	1.9	25.8
Other receipts.....		429930-SM1						
Motor vehicle and parts dealers.....	441		-7.9	-1.4	-1.0	-1.8	-5.0	-1.1
Automobile dealers.....	4411		-13.4	-2.0	-1.0	-2.6	-7.4	-1.2
New car dealers.....	44111		-13.4	-2.0	-1.0	-2.6	-7.4	-1.2
New car dealers.....	441110		-13.7	-2.0	-1.0	-2.6	-7.6	-1.3
Primary services.....		441110-P	-13.6	-2.2	-0.8	-2.4	-8.2	-1.6
Vehicle sales.....		441110-1	-24.3	-5.3	-2.0	-6.4	-10.4	-2.1
New vehicle sales.....		441110-101	-18.4	-4.3	0.1	-7.3	-11.0	-2.4
Used vehicle sales.....		441110-102	-30.2	-7.2	-5.9	-4.8	-6.5	0.0
Service labor and parts.....		441110-2	4.0	0.3	0.1	0.5	0.7	0.0
Other receipts.....		441110-SM	-12.8	-1.6	-1.4	-3.2	-5.0	0.0
Recreational vehicle dealers.....	44121		-33.9	-5.1	-11.9	-7.9	15.2	0.6
Recreational vehicle dealers.....	441210		-33.9	-5.1	-11.9	-7.9	15.2	0.6
Primary services.....		441210-P	-36.9	-5.6	-13.2	-7.8	14.0	0.6
Recreational vehicle dealer services.....		441210-1	-36.9	-5.6	-13.2	-7.8	14.0	0.6
Boat dealers.....	441222		16.1	1.0	4.8	0.4	-5.7	-0.1
Primary services.....		441222-P	15.5	1.0	4.8	0.4	-6.2	-0.1
Boat dealer services.....		441222-1	15.5	1.0	4.8	0.4	-6.2	-0.1
Automotive parts, accessories and tire retailers.....	4413		14.0	1.1	-1.7	1.3	1.2	-1.3
Automotive parts and accessories retailers.....	44133		16.4	0.8	-2.5	2.4	1.1	-0.4
Automotive parts and accessories retailers.....	441330		16.4	0.8	-2.5	2.4	1.1	-0.4
Primary services.....		441330-P	16.4	0.8	-2.5	2.4	1.1	-0.4
Automotive parts and accessories store services, in-store retailing.....		441330-A	16.4	0.8	-2.5	2.4	1.1	-0.4
Tire dealers.....	44134		9.3	1.7	-0.1	-0.9	1.6	-2.9
Tire dealers.....	441340		9.3	1.7	-0.1	-0.9	1.6	-2.9
Primary services.....		441340-P	9.3	1.7	-0.1	-0.9	1.6	-2.9
Tire dealer services, in-store retailing.....		441340-A	9.3	1.7	-0.1	-0.9	1.6	-2.9
Building material & garden supply retailers.....	444		-7.9	1.1	0.5	-4.4	1.4	4.6
Building material and supplies dealers.....	4441		-9.7	1.5	0.4	-5.0	1.3	5.0
Building material and supplies dealers.....	44410		-9.7	1.5	0.4	-5.0	1.3	5.0
Building materials and supplies dealers.....	444100		-9.7	1.5	0.4	-5.0	1.3	5.0
Primary services.....		444100-P	-9.7	1.5	0.4	-5.0	1.3	5.0
Building materials and supplies dealer services, in-store retailing.....		444100-A	-14.7	1.5	0.4	-5.0	1.6	-1.1
Retailing of building materials, paint, and hardware.....		444100-A1	-20.9	1.7	0.6	-5.7	1.4	-1.4
Retailing of all other goods.....		444100-A2	14.0	1.0	-0.4	-2.3	2.7	-0.2
Lawn and garden equip and supplies retailers.....	4442		10.7	-2.1	1.3	0.5	1.8	3.0
Nursery, garden, and farm supply retailers.....	44424		10.7	-2.1	1.3	0.5	1.9	3.0
Nursery, garden, and farm supply retailers.....	444240		10.7	-2.1	1.3	0.5	1.8	3.0
Primary services.....		444240-P	10.7	-2.1	1.3	0.5	1.8	3.0
Nursery, garden center, and farm supply store services, in-store retailing.....		444240-A	10.7	-2.1	1.3	0.5	1.8	3.0
Food and beverage retailers.....	445		14.9	4.0	-0.3	-1.5	1.8	0.7
Grocery retailers.....	4451		15.7	4.5	-1.1	-1.7	2.4	1.0

See footnotes at end of table.

Table 12. Producer price index percentage changes for the net output of selected industries and their products, not seasonally adjusted — Continued
 [February 2023]

Title ¹	Industry code	Product code	Unadjusted 12-month percent change ²	Unadjusted 1-month percent change ²				
				Feb. 2022 to Feb. 2023 ^P	Sept. to Oct.	Oct. to Nov. ^P	Nov. to Dec. ^P	Dec. to Jan. ^P
Grocery retailers - Continued								
Grocery (except convenience) retailers.....	44511		15.7	4.5	-1.1	-1.7	2.4	1.0
Supermarkets and other grocery stores.....	445110		15.7	4.5	-1.1	-1.7	2.4	1.0
Primary services.....		445110-P	15.7	4.5	-1.1	-1.7	2.4	1.0
Supermarket and other grocery store services.....		445110-3	15.7	4.5	-1.1	-1.7	2.4	1.0
Retailing of food and beverage products.....		445110-32	16.3	5.1	-1.0	-2.2	2.4	1.0
Retailing of fresh meats.....		445110-321	17.1	2.3	2.7	-7.7	7.3	-0.4
Retailing of fresh fruits and vegetables.....		445110-322	7.4	-0.7	-1.6	-3.1	2.6	2.3
Retailing of bakery products.....		445110-323	10.2	4.9	-0.5	1.1	-2.8	0.2
Retailing of dairy products.....		445110-324	38.3	9.9	-0.2	3.1	6.8	-1.7
Retailing of deli products.....		445110-325	14.5	2.7	0.0	0.3	-0.6	3.7
Retailing of frozen food products.....		445110-326	13.9	7.3	-2.5	0.9	-2.2	2.4
Retailing of alcoholic beverages.....		445110-327	8.0	14.0	-5.5	1.3	-1.1	-3.0
Retailing of all other food and beverage products.....		445110-328	16.9	6.9	-3.0	-2.3	1.9	1.4
Retailing of nonfood products.....		445110-33	13.1	2.0	-1.2	0.5	2.1	1.3
Retailing of cleaning and paper products.....		445110-331	8.4	2.4	-1.6	-2.8	2.8	1.7
Retailing of health and beauty products.....		445110-332	13.0	3.7	-2.1	-0.3	1.6	2.1
Retailing of all other nonfood products.....		445110-333	14.8	0.9	-0.6	2.1	2.3	0.4
Specialty food retailers.....	4452		25.4	-0.9	11.4	0.6	0.4	0.0
Specialty food retailers.....	445200		25.4	-0.9	11.4	0.6	0.4	0.0
Primary services.....		445200-P	25.5	-0.9	11.5	0.6	0.4	0.0
Specialty food retailer services, in-store retailing.....		445200-A	25.5	-0.9	11.5	0.6	0.4	0.0
Beer, wine, and liquor retailers.....	4453		0.6	0.4	1.8	0.6	-1.8	-2.1
Beer, wine, and liquor retailers.....	44532		0.6	0.4	1.8	0.6	-1.8	-2.1
Beer, wine, and liquor retailers.....	445320		0.6	0.4	1.8	0.6	-1.8	-2.1
Primary services.....		445320-P	0.6	0.4	1.8	0.6	-1.8	-2.1
Beer, wine, and liquor retailer services, in-store retailing.....		445320-A	0.6	0.4	1.8	0.6	-1.8	-2.1
Retailing of beer, wine, and liquor.....		445320-A1	-2.8	-0.2	1.9	0.7	-2.2	-4.0
Retailing of all other goods and sales of prepared foods.....		445320-A2	21.5	3.2	1.4	0.1	0.4	9.6
Furniture, home furnishings, electronics, and appliance retailers.....	449		-	-	-	-	3.9	0.9
Furniture and Home Furnishings Retailers.....	4491		-	-	-	-	3.6	0.3
Furniture retailers.....	44911		-5.9	-3.3	0.9	-0.1	1.3	0.0
Furniture retailers.....	449110		-5.9	-3.3	0.9	-0.1	1.3	0.0
Primary services.....		449110-P	-6.6	-3.4	0.8	-0.1	1.4	0.0
Furniture retailer services, in-store retailing.....		449110-A	-6.6	-3.4	0.8	-0.1	1.4	0.0
Other receipts.....		449110-SM	-	-	-	-	0.7	0.0
Floor covering retailers.....	44912		20.7	6.6	-0.7	-8.0	9.7	1.0
Floor covering retailers.....	449121		20.7	6.6	-0.7	-8.0	9.7	1.0
Primary services.....		449121-P	20.7	6.6	-0.7	-8.0	9.7	1.0
Floor covering retailer services, in-store retailing.....		449121-A	20.7	6.6	-0.7	-8.0	9.7	1.0
Electronics and appliance retailers.....	4492		2.6	-0.4	-2.6	-3.7	4.3	1.9
Electronics and appliance retailers.....	44921		2.6	-0.4	-2.6	-3.8	4.3	1.9
Electronics and appliance retailers.....	449210		2.6	-0.4	-2.7	-3.9	4.3	1.9
Primary products.....		449210-P	2.9	-0.6	-3.3	-4.8	4.5	1.9
Electronics and appliance retailers services, in-store retailing.....		449210-A	-2.2	-0.6	-3.3	-4.8	0.9	0.3
Retailing of entertainment and communication products.....		449210-A1	-1.5	5.9	-9.2	-7.8	-0.1	0.6
Retailing of computers, hardware, software, and supplies.....		449210-A2	3.5	-2.4	0.8	-4.7	2.7	-0.1
Retailing of major household appliances.....		449210-A3	1.5	-0.4	-0.8	4.5	0.3	-0.1
Retailing of all other goods.....		449210-A4	-19.3	-7.4	-4.3	-13.2	-0.7	0.6
Electronic and appliance retailers services, online retailing.....		449210-B	-	-	-	-	10.9	4.5
General merchandise retailers.....	455		9.3	1.6	-1.8	0.5	-0.1	1.7
Department stores.....	4551		-0.1	7.9	-3.1	1.9	2.8	0.1
Department stores.....	45511		-0.1	7.9	-3.1	1.9	2.8	0.1
Department stores.....	455110		-0.1	7.9	-3.1	1.9	2.8	0.1
Primary services.....		455110-P	-0.1	7.9	-3.1	1.9	2.8	0.1
Department store services, in-store retailing.....		455110-A	0.5	7.9	-3.1	1.9	3.6	-0.2
Department store services, online retailing.....		455110-B	-	-	-	-	1.0	0.6
Other general merchandise retailers.....	4552		14.3	-0.8	-1.3	-0.1	-0.6	1.9

See footnotes at end of table.

Table 12. Producer price index percentage changes for the net output of selected industries and their products, not seasonally adjusted — Continued
 [February 2023]

Title ¹	Industry code	Product code	Unadjusted 12-month percent change ²	Unadjusted 1-month percent change ²				
				Feb. 2022 to Feb. 2023 ^P	Sept. to Oct.	Oct. to Nov. ^P	Nov. to Dec. ^P	Dec. to Jan. ^P
Other general merchandise retailers - Continued								
Other general merchandise retailers.....	45521		14.3	-0.8	-1.3	-0.1	-0.6	1.9
Warehouse clubs, supercenters, and other general merchandise retailers.....	455210		14.3	-0.8	-1.3	-0.1	-0.6	1.9
Primary services.....		455210-P	13.3	-0.9	-1.4	-0.1	-0.6	1.9
Warehouse clubs, supercenters, and other general merch. retailer services, in-store retailing.....		455210-A	14.9	-0.9	-1.4	-0.1	-1.1	4.0
Warehouse clubs and supercenters.....		455210-A1	15.3	-1.1	-1.7	-0.2	-1.3	4.6
All other general merchandise stores.....		455210-A2	11.3	0.0	-0.1	0.1	0.1	-1.0
Health and personal care retailers.....	456		-4.9	-1.9	-0.1	-1.2	1.3	-1.6
Health and personal care retailers.....	4561		-4.9	-1.9	-0.1	-1.2	1.3	-1.6
Pharmacies and drug retailers.....	45611		-6.1	-2.5	-0.2	-1.2	1.5	-1.8
Pharmacies and drug retailers.....	456110		-6.1	-2.5	-0.2	-1.2	1.5	-1.8
Primary services.....		456110-P	-6.1	-2.5	-0.2	-1.2	1.5	-1.8
Pharmacy and drug retailer services, in-store retailing.....		456110-A	-7.8	-2.5	-0.2	-1.2	0.9	-2.9
Retailing of prescription drugs.....		456110-A1	-8.1	-2.8	-0.5	-2.0	1.3	-3.9
Retailing of over-the-counter drugs and all other goods.....		456110-A2	-6.5	-1.9	0.5	0.5	-0.4	0.0
Retailing of over-the-counter drugs.....		456110-A21	-5.7	0.6	0.9	0.1	0.3	0.0
Retailing of all other goods.....		456110-A22	-6.8	-2.6	0.3	0.6	-0.6	0.0
Optical goods retailers.....	45613		-10.4	-0.5	-2.4	-3.6	0.9	0.0
Optical goods retailers.....	456130		-10.4	-0.5	-2.4	-3.6	0.9	0.0
Primary services.....		456130-P	-10.9	-0.6	-2.6	-3.6	0.9	0.0
Optical goods retailer services, in-store retailing.....		456130-A	-10.9	-0.6	-2.6	-3.6	0.9	0.0
Food (health) supplement retailers.....	456191		10.3	1.4	2.8	1.1	-1.5	0.1
Primary services.....		456191-P	10.3	1.4	2.8	1.1	-1.5	0.1
Food (health) supplement store services, in-store retailing.....		456191-A	10.3	1.4	2.8	1.1	-1.5	0.1
Gasoline Stations and Fuel Dealers.....	457		-	-	-	-	-9.0	-0.8
Gasoline stations.....	4571		12.1	-0.1	-0.2	10.7	-10.5	-2.3
Gasoline stations.....	45710		12.1	-0.1	-0.2	10.7	-10.5	-2.3
Gasoline stations.....	457100		12.0	-0.1	-0.2	10.7	-10.5	-2.3
Primary products.....		457100-P	11.1	-0.1	-0.1	11.0	-10.9	-2.1
Gasoline station services.....		457100-1	11.1	-0.1	-0.1	11.0	-10.9	-2.1
Retailing of automotive fuels and lubricants.....		457100-11	17.6	1.0	2.8	15.8	-14.8	-3.9
Retailing of all other goods, sales of prepared foods, and repair services.....		457100-12	-1.6	-2.5	-6.8	-1.3	0.9	2.6
Fuel dealers.....	4572		41.5	-18.6	25.6	5.5	-0.3	6.8
Fuel dealers.....		45721	-	-	25.6	5.5	-	-
Fuel dealers.....	45721		41.5	-18.6	25.6	5.5	-0.3	6.8
Fuel dealers.....	457210		41.5	-18.6	25.6	5.5	-0.3	6.8
Primary services.....		457210-P	41.6	-18.6	25.6	5.5	-0.4	6.9
Fuel dealer services.....		457210-1	41.6	-18.6	25.6	5.5	-0.4	6.9
Clothing and clothing accessories retailers.....	458		4.1	4.2	-5.8	1.9	-5.8	5.9
Clothing retailers.....	4581		8.2	5.9	-7.8	3.0	-7.6	9.7
Clothing retailers.....	45811		8.2	5.9	-7.8	3.0	-7.6	9.7
Clothing and clothing accessories retailers.....	458110		8.2	5.9	-7.8	3.0	-7.6	9.7
Primary services.....		458110-P	8.2	5.9	-7.8	3.0	-7.6	9.7
Clothing and clothing accessories retailer services, in-store retailing.....		458110-A	4.9	5.9	-7.8	3.0	-7.8	6.6
Retailing of apparel.....		458110-A1	5.5	4.5	-7.9	3.2	-7.7	9.1
Retailing of men's apparel.....		458110-A11	-4.0	1.7	-5.1	-2.9	-3.5	4.4
Retailing of women's apparel.....		458110-A12	11.3	5.7	-9.6	6.0	-7.0	11.0
Retailing of children's apparel.....		458110-A13	-1.2	4.3	-4.0	1.4	-18.9	10.0
Retailing of all other goods.....		458110-A2	6.7	11.5	-7.3	2.5	-8.2	0.6
Clothing and clothing accessories retailer services, online retailing.....		458110-B	-	-	-	-	-	-
Shoe retailers.....	4582		-12.8	0.7	-1.8	-3.7	-7.1	0.6
Shoe retailers.....	45821		-12.8	0.7	-1.8	-3.7	-7.1	0.6
Shoe retailers.....	458210		-12.8	0.7	-1.8	-3.7	-7.1	0.6
Primary services.....		458210-P	-12.8	0.7	-1.8	-3.7	-7.1	0.6
Shoe retailer services, in-store retailing.....		458210-A	-12.8	0.7	-1.8	-3.7	-7.1	0.6
Jewelry retailers.....	4583		5.2	-0.5	0.7	1.4	1.8	-0.3

See footnotes at end of table.

Table 12. Producer price index percentage changes for the net output of selected industries and their products, not seasonally adjusted — Continued
 [February 2023]

Title ¹	Industry code	Product code	Unadjusted 12-month percent change ²	Unadjusted 1-month percent change ²				
				Feb. 2022 to Feb. 2023 ^P	Sept. to Oct.	Oct. to Nov. ^P	Nov. to Dec. ^P	Dec. to Jan. ^P
Jewelry retailers - Continued								
Jewelry retailers	45831		5.2	-0.5	0.7	1.4	1.8	-0.2
Jewelry retailers	458310		5.2	-0.5	0.7	1.4	1.8	-0.3
Primary services		458310-P	5.2	-0.5	0.7	1.4	1.8	-0.3
Jewelry retailer services, in-store retailing		458310-A	5.7	-0.5	0.7	1.4	2.3	-0.3
Sporting goods and hobby retailers	4591		-2.8	10.6	-1.3	-5.8	-2.3	3.1
Sporting goods retailers	45911		-3.9	14.3	-1.7	-7.6	-3.2	4.1
Sporting goods retailers	459110		-3.9	14.3	-1.7	-7.6	-3.2	4.1
Primary services		459110-P	-3.9	14.3	-1.7	-7.6	-3.3	4.2
Sporting goods store services, in-store retailing		459110-A	-3.9	14.3	-1.7	-7.6	-4.5	5.5
Retailing of sporting goods		459110-A1	18.2	4.6	-2.5	0.0	1.6	13.3
Hobby, toy, and game retailers	45912		0.7	0.3	0.0	0.0	0.0	0.8
Hobby, toy, and game retailers	459120		0.7	0.3	0.0	0.0	0.0	0.8
Primary services		459120-P	0.7	0.3	0.0	0.0	0.0	0.8
Hobby, toy, and game store services, in-store retailing		459120-A	-0.1	0.3	0.0	0.0	0.0	0.0
Retailing of hobby and craft goods, toys, and games (including video games) ..		459120-A1	-0.3	0.5	0.0	0.0	0.1	0.0
Retailing of all other goods		459120-A2	0.2	-0.1	0.0	0.1	0.0	0.0
Book retailers and news dealers	4592		2.7	1.2	0.5	-7.1	4.8	-0.1
Book retailers and news dealers	45921		2.7	1.2	0.5	-7.1	4.8	-0.1
Book retailers and news dealers	459210		2.7	1.2	0.5	-7.1	4.8	-0.1
Primary services		459210-P	2.7	1.2	0.5	-7.1	4.8	-0.1
Book retailer and news dealer services, in-store retailing		459210-A	4.2	1.2	0.5	-7.1	6.4	-0.1
Retailing of books		459210-A1	5.7	1.7	0.7	-10.1	8.7	0.0
Retailing of all other goods		459210-A2	-0.1	0.0	0.0	0.0	0.4	-0.5
Office supplies, stationery, and gift retailers	4594		6.5	-1.2	1.0	-0.8	-0.5	0.0
Office supplies, stationery, and gift retailers	45940		6.5	-1.2	1.0	-0.8	-0.5	0.0
Office supplies, stationery, and gift retailers	459400		6.5	-1.2	1.0	-0.8	-0.5	0.0
Primary services		459400-P	6.5	-1.2	1.0	-0.8	-0.5	0.0
Office supplies, stationery, and gift retailer services, in-store retailing		459400-A	6.1	-1.2	1.0	-0.8	-0.9	0.0
Air transportation	481		21.2	5.4	-3.8	2.0	2.3	-3.0
Scheduled air transportation	4811		23.1	6.0	-4.3	2.1	2.5	-3.3
Scheduled air transportation	48111		23.1	6.0	-4.3	2.1	2.5	-3.3
Scheduled passenger air transportation	481111		24.4	6.5	-4.4	2.2	2.6	-3.6
Primary services		481111-P	24.4	6.5	-4.4	2.2	2.6	-3.6
Domestic		481111-1	26.3	7.0	-6.4	3.0	-0.2	-0.3
Domestic first class, including business		481111-101	26.0	5.6	-10.7	7.8	-3.3	3.7
Domestic coach		481111-102	26.4	7.2	-5.9	2.4	0.1	-0.7
International		481111-2	18.4	4.2	3.5	-0.3	9.5	-11.0
International first class, including business		481111-201	22.4	16.1	-19.4	11.3	10.2	-2.0
International coach		481111-202	18.0	2.9	6.5	-1.4	9.5	-12.0
Scheduled freight air transportation	481112		4.9	-3.2	-1.6	-0.6	2.0	3.3
Primary services		481112-P	-9.6	-5.2	-4.2	-0.6	-1.1	0.4
Scheduled freight air transportation services		481112-1	-10.0	-5.4	-4.3	-0.6	-1.2	0.4
Domestic scheduled freight air transportation services		481112-101	0.6	0.0	-0.4	-1.0	0.9	0.6
International scheduled freight air transportation services		481112-102	-17.5	-9.4	-7.4	-0.3	-2.7	0.3
Scheduled mail air transportation services		481112-2	-0.1	0.0	0.0	0.0	0.0	0.0
Nonscheduled air transportation	4812		6.1	0.1	0.8	0.8	0.0	0.0
Nonscheduled air transportation	48121		6.1	0.1	0.8	0.8	0.0	0.0
Nonscheduled air passenger chartering	481211		4.4	0.0	1.5	1.2	0.0	0.0
Primary services		481211-P	5.0	0.0	1.7	1.4	0.0	0.0
Domestic nonscheduled air passenger services		481211-1	6.2	0.0	2.1	1.7	0.0	0.0
International nonscheduled air passenger services		481211-2	0.0	0.0	0.0	0.0	0.0	0.0
Nonscheduled air freight chartering	481212		10.0	0.4	-0.7	0.0	0.0	0.0
Primary services		481212-P	9.7	0.4	-0.8	0.0	0.0	0.0
Domestic nonscheduled air freight services		481212-1	20.9	0.0	0.0	0.0	0.0	0.0
International nonscheduled air freight services		481212-2	7.4	0.5	-0.9	0.0	0.0	0.0
Rail transportation	482		6.5	-0.5	0.6	-0.1	0.7	-1.1

See footnotes at end of table.

Table 12. Producer price index percentage changes for the net output of selected industries and their products, not seasonally adjusted — Continued
 [February 2023]

Title ¹	Industry code	Product code	Unadjusted 12-month percent change ²	Unadjusted 1-month percent change ²					
				Feb. 2022 to Feb. 2023 ^P	Sept. to Oct.	Oct. to Nov. ^P	Nov. to Dec. ^P	Dec. to Jan. ^P	Jan. to Feb. ^P
Rail transportation - Continued									
Rail transportation.....	4821		6.5	-0.5	0.6	-0.1	0.7	-1.1	
Rail transportation.....	48211		6.5	-0.5	0.6	-0.1	0.7	-1.1	
Line-haul railroads.....	482111		6.5	-0.5	0.6	-0.1	0.7	-1.1	
Primary services.....		482111-P	6.5	-0.5	0.6	-0.1	0.7	-1.1	
Freight rail transportation.....		482111-4	6.6	-0.6	0.6	-0.1	0.7	-1.1	
Carload freight rail transportation.....		482111-411	6.8	-0.4	0.0	0.6	1.6	-1.0	
Intermodal freight rail transportation.....		482111-412	5.8	-1.2	3.1	-2.3	-2.4	-1.5	
Passenger rail transportation.....		482111-5	2.1	0.0	0.0	0.0	0.0	0.0	
Coach service class.....		482111-506	3.0	0.0	0.0	0.0	0.0	0.0	
All other service classes.....		482111-507	0.9	0.0	0.0	0.0	0.0	0.0	
Water transportation.....	483		20.0	0.1	-0.3	-0.1	-1.2	-0.4	
Deep sea freight transportation.....	483111		20.3	0.0	-1.3	-0.6	-3.3	-0.5	
Primary services.....		483111-P	20.3	0.0	-1.3	-0.6	-3.3	-0.5	
Deep sea freight transportation services.....		483111-5	20.3	0.0	-1.3	-0.6	-3.3	-0.5	
Coastal and Great Lakes freight transport.....	483113		21.7	0.2	1.2	1.1	0.6	-0.5	
Primary services.....		483113-P	21.8	0.2	1.3	0.9	0.3	-0.5	
Coastal and intercoastal freight transportation.....		483113-1	29.4	0.4	1.7	1.0	0.9	-0.6	
Great Lakes - St. Lawrence Seaway freight transportation.....		483113-2	8.7	0.1	1.8	-1.9	-1.8	-0.5	
Coastal and intercoastal towing transportation.....		483113-3	8.7	-0.2	-0.3	2.5	0.1	-0.3	
Inland water transportation.....	4832		12.4	0.4	0.9	-0.4	0.7	0.4	
Inland water transportation.....	48321		12.4	0.4	0.9	-0.4	0.7	0.4	
Inland water freight transportation.....	483211		12.4	0.4	0.9	-0.4	0.7	0.4	
Primary services.....		483211-P	12.3	0.4	1.0	-0.5	0.7	0.4	
Inland water freight transportation services.....		483211-3	12.3	0.4	1.0	-0.5	0.7	0.4	
Truck transportation.....	484		-1.2	-0.4	0.3	-0.6	-3.4	-0.8	
General freight trucking.....	4841		-5.0	-0.6	0.1	-0.4	-4.4	-0.9	
General freight trucking, local.....	48411		5.5	0.2	0.1	-5.1	-0.4	-0.4	
General freight trucking, local.....	484110		5.5	0.2	0.1	-5.1	-0.4	-0.4	
Primary services.....		484110-P	3.2	0.1	0.1	-6.4	-0.4	-1.0	
General freight trucking services, local.....		484110-1	3.2	0.1	0.1	-6.4	-0.4	-1.0	
General freight trucking, local, truckload.....		484110-15	3.7	0.0	0.2	-8.4	-0.6	0.0	
General freight trucking, local, less than truckload.....		484110-16	2.0	0.4	-0.1	-0.5	0.0	-3.1	
Other receipts.....		484110-SM	11.3	0.3	0.2	-1.3	-0.3	0.3	
General freight trucking, long-distance.....	48412		-7.3	-0.7	0.1	0.7	-5.5	-1.0	
General freight trucking, long-distance TL.....	484121		-12.8	0.0	-0.8	2.6	-8.6	-1.2	
Primary services.....		484121-P	-10.5	-2.4	1.2	-0.2	-8.2	-1.3	
General freight trucking, long-distance, truckload.....		484121-2	-10.5	-2.4	1.2	-0.2	-8.2	-1.3	
General freight trucking, long-distance LTL.....	484122		8.3	-2.3	2.1	-3.6	3.0	-0.7	
Primary services.....		484122-P	8.3	-2.3	2.1	-3.6	3.0	-0.7	
General freight trucking, long-distance less than truckload.....		484122-1	8.3	-2.3	2.1	-3.6	3.0	-0.7	
Specialized freight trucking.....	4842		10.5	0.0	0.8	-1.0	-0.3	-0.4	
Used household and office goods moving.....	48421		6.2	-1.2	-0.5	-0.2	0.4	-1.5	
Used household and office goods moving.....	484210		6.2	-1.2	-0.5	-0.2	0.4	-1.5	
Primary services.....		484210-P	6.2	-1.2	-0.5	-0.2	0.4	-1.5	
Used household and office goods moving, except local.....		484210-2	7.1	-1.8	0.7	-0.3	-0.6	-2.3	
Residential moving services, except local.....		484210-21	7.8	-2.1	0.3	-0.4	-0.6	-2.3	
Commercial and other goods moving services, except local.....		484210-22	5.2	-0.5	1.6	0.0	-0.6	-2.1	
Used household and office goods moving, local.....		484210-4	3.8	0.0	-3.3	0.0	2.4	0.0	
Residential moving services, local.....		484210-41	4.6	0.0	-2.4	0.0	2.1	0.0	
Commercial and other goods moving services, local.....		484210-42	2.4	0.0	-6.0	0.0	4.3	0.0	
Specialized freight (except used) trucking, local.....	48422		14.4	0.8	0.7	-0.7	0.0	-0.1	
Specialized freight (except used goods) trucking, local.....	484220		14.4	0.8	0.7	-0.7	0.0	-0.1	
Primary services.....		484220-P	13.4	0.9	0.8	-0.7	0.0	-0.1	
Specialized freight (except used goods) trucking, local.....		484220-6	13.4	0.9	0.8	-0.7	0.0	-0.1	
Local hazardous materials trucking (except waste).....		484220-601	3.0	0.0	0.0	-4.3	-0.9	-0.7	
Local agricultural products trucking without storage.....		484220-602	12.8	2.0	0.0	0.0	0.0	0.0	
Dump trucking.....		484220-603	22.8	1.3	1.8	0.0	0.0	0.0	

See footnotes at end of table.

Table 12. Producer price index percentage changes for the net output of selected industries and their products, not seasonally adjusted — Continued
 [February 2023]

Title ¹	Industry code	Product code	Unadjusted 12-month percent change ²	Unadjusted 1-month percent change ²				
				Feb. 2022 to Feb. 2023 ^P	Sept. to Oct.	Oct. to Nov. ^P	Nov. to Dec. ^P	Dec. to Jan. ^P
Specialized freight (except used goods) trucking, local - Continued								
Local specialized trucking without storage.....		484220-604	6.9	0.0	0.0	0.0	0.8	0.0
Specialized freight (except used) trucking, long-distance.....	48423		8.4	-0.4	1.3	-1.7	-0.9	-0.3
Specialized freight (except used goods) trucking, long-distance.....	484230		8.4	-0.4	1.3	-1.7	-0.9	-0.3
Primary services.....		484230-P	8.9	-0.4	1.3	-1.9	-0.8	-0.4
Specialized freight (except used goods) trucking, long-distance.....		484230-6	8.9	-0.4	1.3	-1.9	-0.8	-0.4
Agricultural products trucking, long-distance.....		484230-602	18.2	-3.4	0.2	3.3	-1.2	-0.6
All other specialized trucking, long-distance.....		484230-603	7.6	0.1	1.5	-2.6	-0.8	-0.3
Pipeline Transportation.....	486		—	0.1	0.0	-0.6	0.3	1.2
Pipeline transportation of crude oil.....	4861		8.4	0.3	-0.1	0.0	0.0	0.0
Pipeline transportation of crude oil.....	48611		8.4	0.3	-0.1	0.0	0.0	0.0
Pipeline transportation of crude oil.....	486110		8.4	0.3	-0.1	0.0	0.0	0.0
Primary services.....		486110-P	8.4	0.3	-0.1	0.0	0.0	0.0
Pipeline transportation of crude oil.....		486110-3	8.4	0.3	-0.1	0.0	0.0	0.0
Trans-Alaskan Pipeline System transportation.....		486110-311	-8.5	0.0	-1.6	0.0	-0.2	0.0
Pipeline transportation of crude petroleum, except on the Trans-Alaskan Pipeline System.....		486110-312	9.6	0.4	0.0	0.0	0.1	0.0
Pipeline transportation of natural gas.....	4862		—	-0.2	0.0	-2.0	0.4	2.1
Pipeline transportation of natural gas.....	48621		—	-0.2	0.0	-2.0	0.4	2.1
Pipeline transportation of natural gas.....	486210		—	-0.2	0.0	-2.0	0.4	2.1
Primary services.....		486210-P	—	-0.2	0.0	-2.0	0.4	2.1
Pipeline transportation of natural gas services.....		486210-1	—	-0.2	0.0	-2.0	0.4	2.1
Other pipeline transportation.....	4869		8.0	0.0	0.1	0.0	0.5	0.1
Pipeline transportation of refined petroleum products.....	48691		8.0	0.0	0.1	0.0	0.5	0.1
Refined petroleum product pipeline transport.....	486910		8.0	0.0	0.1	0.0	0.5	0.1
Primary services.....		486910-P	8.0	0.0	0.1	0.0	0.5	0.1
Pipeline transportation of refined petroleum products.....		486910-1	8.0	0.0	0.1	0.0	0.5	0.1
Transportation support activities.....	488		-9.7	2.6	-5.5	0.3	-1.1	-0.2
Air transportation support activities.....	4881		5.7	0.7	-0.5	-0.9	2.2	1.4
Airport operations.....	48811		4.6	1.0	-0.9	-1.1	1.9	0.6
Other airport operations.....	488119		4.6	1.0	-0.9	-1.1	1.9	0.6
Primary services.....		488119-P	4.6	1.0	-0.9	-1.1	1.9	0.6
Aeronautical services.....		488119-5	0.8	1.0	0.0	0.0	2.2	-0.1
Landing fees.....		488119-501	-5.6	-0.1	0.0	0.0	3.0	-1.5
Terminal rental.....		488119-502	7.3	3.0	-0.2	-0.1	3.1	0.7
Other aeronautical services.....		488119-503	-2.3	0.3	0.0	0.0	-0.9	0.0
Non-aeronautical services.....		488119-6	12.3	1.0	-2.5	-3.1	1.6	1.3
Airport parking.....		488119-601	8.1	1.5	1.3	0.0	2.0	-0.1
Lease space for rental cars.....		488119-602	15.5	-3.4	-7.2	-15.3	7.0	0.0
Lease space for concessions.....		488119-603	23.7	7.9	-7.9	3.7	-7.4	0.0
Other non-aeronautical services.....		488119-604	9.3	0.9	0.0	0.0	1.4	6.4
Other air transportation support activities.....	48819		7.4	0.3	0.2	-0.5	2.7	2.7
Other support activities for air transport.....	488190		7.4	0.3	0.2	-0.5	2.7	2.7
Primary services.....		488190-P	7.3	0.4	0.0	-0.3	2.6	2.8
Other air transportation support activities.....		488190-5	7.3	0.4	0.0	-0.3	2.6	2.8
Water transportation support activities.....	4883		6.0	0.9	0.4	0.0	1.5	1.7
Port and harbor operations.....	48831		5.7	1.5	1.7	-0.1	1.0	0.6
Port and harbor operations.....	488310		5.7	1.5	1.7	-0.1	1.0	0.6
Primary services.....		488310-P	5.9	1.5	1.6	-0.1	1.2	0.7
Port and harbor services.....		488310-1	5.9	1.5	1.6	-0.1	1.2	0.7
Marine cargo handling.....	48832		0.4	0.4	0.0	0.0	0.0	0.0
Marine cargo handling.....	488320		0.4	0.4	0.0	0.0	0.0	0.0
Primary services.....		488320-P	0.5	0.5	0.0	0.0	0.0	0.0
Movement of containers.....		488320-8	0.6	0.5	0.0	0.0	0.0	0.0
Other marine cargo handling.....		488320-9	-0.9	-0.2	0.1	-0.1	0.0	0.0
Navigational services to shipping.....	48833		20.4	1.5	0.1	-0.1	4.9	5.9
Navigational services to shipping.....	488330		20.4	1.5	0.1	-0.1	4.9	5.9

See footnotes at end of table.

Table 12. Producer price index percentage changes for the net output of selected industries and their products, not seasonally adjusted — Continued
 [February 2023]

Title ¹	Industry code	Product code	Unadjusted 12-month percent change ²	Unadjusted 1-month percent change ²				
				Feb. 2022 to Feb. 2023 ^P	Sept. to Oct.	Oct. to Nov. ^P	Nov. to Dec. ^P	Dec. to Jan. ^P
Navigational services to shipping - Continued								
Primary services.....		488330-P	20.6	1.6	0.1	-0.1	4.9	5.9
Navigational services to shipping and salvage.....		488330-1	20.6	1.6	0.1	-0.1	4.9	5.9
Freight transportation arrangement.....	4885		-22.7	4.6	-10.8	1.3	-4.0	-1.9
Freight transportation arrangement.....	48851		-22.7	4.6	-10.8	1.3	-4.0	-1.9
Freight transportation arrangement.....	488510		-22.7	4.6	-10.8	1.3	-4.0	-1.9
Primary services.....		488510-P	-23.6	4.7	-11.1	1.3	-4.3	-2.1
Freight forwarding.....		488510-1	0.5	0.0	-3.4	0.0	0.0	-0.1
Arrangement of freight and cargo n.e.c.....		488510-2	-35.2	7.7	-15.6	2.1	-7.2	-3.6
U.S. Postal Service.....	491		10.0	0.9	0.0	0.0	4.0	0.0
U.S. Postal Service.....	4911		10.0	0.9	0.0	0.0	4.0	0.0
U.S. Postal Service.....	49111		10.0	0.9	0.0	0.0	4.0	0.0
U.S. Postal Service.....	491110		10.0	0.9	0.0	0.0	4.0	0.0
Primary services.....		491110-P	10.0	0.9	0.0	0.0	4.0	0.0
Mailing services (market dominant services).....		491110-7	11.0	0.1	0.0	0.0	4.5	0.0
First class mail.....		491110-71	10.1	0.2	0.0	0.0	4.1	0.0
Retail letters.....		491110-711	8.9	0.0	0.0	0.0	4.9	0.0
Commercial letters.....		491110-712	10.2	0.0	0.0	0.0	3.4	0.0
Retail and commercial flats.....		491110-713	13.9	0.0	0.0	0.0	4.7	0.0
Other first class mail and fees.....		491110-714	11.3	2.3	0.0	0.0	4.3	0.0
Periodicals mail.....		491110-72	12.3	0.0	0.0	0.0	3.6	0.0
Outside county.....		491110-721	12.3	0.0	0.0	0.0	3.6	0.0
Other periodicals mail and fees.....		491110-722	12.0	0.0	0.0	0.0	5.4	0.0
Standard class mail.....		491110-73	12.1	0.0	0.0	0.0	5.2	0.0
High density and saturation flats and parcels.....		491110-731	11.0	0.0	0.0	0.0	5.2	0.0
Carrier route basic mail.....		491110-732	16.2	0.0	0.0	0.0	8.4	0.0
Bulk letters.....		491110-733	9.3	0.0	0.0	0.0	3.2	0.0
Bulk flats.....		491110-734	13.5	0.0	0.0	0.0	6.2	0.0
Other standard mail and fees.....		491110-735	23.2	0.0	0.0	0.0	13.0	0.0
Package services mail.....		491110-74	11.9	0.0	0.0	0.0	3.7	0.0
Special services and fees.....		491110-75	11.6	0.0	0.0	0.0	4.4	0.0
Shipping services (competitive services).....		491110-8	7.1	3.9	0.0	0.0	3.0	0.0
Domestic priority mail.....		491110-81	5.5	5.9	0.0	0.0	-0.4	0.0
Other shipping services and shipping special services & fees.....		491110-82	7.7	1.9	0.0	0.0	5.5	0.0
Couriers and messengers.....	492		9.3	-0.4	0.7	-1.2	7.1	-0.1
Couriers and express delivery services.....	4921		9.4	-0.4	0.6	-1.3	7.6	-0.1
Couriers and express delivery services.....	49211		9.4	-0.4	0.6	-1.3	7.6	-0.1
Couriers and express delivery services.....	492110		9.4	-0.4	0.6	-1.3	7.6	-0.1
Primary services.....		492110-P	9.4	-0.4	0.6	-1.3	7.6	-0.1
Standard courier services.....		492110-1	8.7	-0.2	0.4	-0.3	7.2	-0.1
Expedited courier services.....		492110-2	10.7	-0.6	1.0	-3.2	8.3	-0.1
Domestic expedited courier services.....		492110-201	11.2	-0.6	1.0	-3.2	8.7	-0.1
International expedited courier services.....		492110-202	9.7	-0.6	1.0	-3.2	7.3	-0.1
Local messengers and local delivery.....	4922		8.9	0.1	2.0	0.7	0.0	0.0
Local messengers and local delivery.....	49221		8.9	0.1	2.0	0.7	0.0	0.0
Local messengers and local delivery.....	492210		8.9	0.1	2.0	0.7	0.0	0.0
Primary services.....		492210-P	8.9	0.1	2.0	0.7	0.0	0.0
Local messengers and local delivery services.....		492210-1	8.9	0.1	2.0	0.7	0.0	0.0
Warehousing and storage.....	493		20.8	0.0	-0.4	5.8	2.3	3.8
Warehousing and storage.....	4931		20.8	0.0	-0.4	5.8	2.3	3.8
General warehousing and storage.....	49311		24.4	0.1	-0.5	7.6	2.4	4.0
General warehousing and storage.....	493110		24.4	0.1	-0.5	7.6	2.4	4.1
Primary services.....		493110-P	24.4	0.1	-0.5	7.6	2.4	4.1
General warehousing and storage services.....		493110-1	24.4	0.1	-0.5	7.6	2.4	4.1
Refrigerated warehousing and storage.....	49312		7.6	-0.3	0.0	-1.1	1.9	3.1
Refrigerated warehousing and storage.....	493120		7.6	-0.3	0.0	-1.1	1.9	3.1
Primary services.....		493120-P	7.6	-0.3	0.0	-1.1	1.9	3.1
Warehousing and storage of refrigerated goods.....		493120-2	7.6	-0.3	0.0	-1.1	1.9	3.1

See footnotes at end of table.

Table 12. Producer price index percentage changes for the net output of selected industries and their products, not seasonally adjusted — Continued
 [February 2023]

Title ¹	Industry code	Product code	Unadjusted 12-month percent change ²	Unadjusted 1-month percent change ²					
				Feb. 2022 to Feb. 2023 ^P	Sept. to Oct.	Oct. to Nov. ^P	Nov. to Dec. ^P	Dec. to Jan. ^P	Jan. to Feb. ^P
Refrigerated warehousing and storage - Continued									
Farm product warehousing and storage.....	49313		8.6	0.0	0.0	0.0	0.0	0.0	0.0
Farm product warehousing and storage.....	493130		8.6	0.0	0.0	0.0	0.0	0.0	0.0
Primary services.....		493130-P	8.5	0.0	0.0	0.0	0.0	0.0	0.0
Farm product warehousing and storage services.....		493130-1	8.5	0.0	0.0	0.0	0.0	0.0	0.0
Publishing industries.....	513		-	-	-	-	1.5	0.7	
Newspaper, book, and directory publishers.....	5131		-	-	-	-	1.1	0.5	
Newspaper publishers.....	51311		-	-	-	-	-0.7	0.4	
Newspaper publishers.....	513110		-	-	-	-	-0.7	0.4	
Primary services.....		513110-P	-	-	-	-	-0.7	0.4	
Newspaper publishing.....		513110-1	-	-	-	-	-0.7	0.4	
Newspaper publishing from print publishers.....		513110-11	6.1	0.7	-0.7	1.7	-0.7	0.4	
Newspaper advertising sales.....		513110-111	1.9	1.3	-0.8	2.2	-2.1	1.1	
Newspaper advertising sales, print only.....		513110-1111	1.5	1.5	-0.9	2.7	-2.5	1.3	
Newspaper advertising sales, digital only and print and digital bundled.....		513110-1112	4.1	0.0	0.0	0.0	0.0	0.0	
Newspaper subscription and single copy sales.....		513110-112	10.6	0.0	-0.5	1.1	0.0	0.0	
Newspaper subscriptions, print only.....		513110-1121	11.3	0.0	-0.6	1.3	0.0	0.0	
Newspaper subscriptions, online only and print and online bundled.....		513110-1122	5.1	0.3	0.3	0.1	0.0	0.3	
Periodical publishers.....	51312		-	-	-	-	3.4	0.1	
Periodical publishers.....	513120		-	-	-	-	3.4	0.1	
Primary services.....		513120-P	-	-	-	-	1.9	0.1	
Periodical publishing.....		513120-1	-	-	-	-	1.9	0.1	
Periodical publishing from print publishers.....		513120-11	-0.6	0.0	-2.7	0.0	1.9	0.1	
Periodicals, advertising sales.....		513120-111	3.7	0.0	0.0	0.0	3.4	0.2	
Specialized business and professional periodicals, advertising sales.....		513120-1111	10.8	0.0	0.0	0.0	9.0	1.1	
General and consumer periodicals, advertising sales.....		513120-1112	2.2	0.0	0.0	0.0	2.2	0.0	
Periodicals, subscriptions and single copy sales.....		513120-112	-7.5	0.0	-7.6	0.0	0.1	0.0	
Specialized business and professional periodicals, subscriptions and single copy sales.....		513120-1121	1.2	0.0	0.6	0.0	0.6	0.0	
General and consumer periodicals, subscriptions and single copy sales.....		513120-1122	-10.5	0.0	-10.5	0.0	0.0	0.0	
Book publishers.....	51313		-	-	-	-	0.6	0.3	
Book publishers.....	513130		-	-	-	-	0.6	0.3	
Primary services.....		513130-P	-	-	-	-	0.7	0.3	
Book publishing from print publishers.....		513130-1	4.6	1.4	-0.5	1.1	0.7	0.3	
Print book publishing.....		513130-101	4.6	1.7	-0.9	1.0	0.7	0.3	
General adult and juvenile book publishing.....		513130-1011	3.5	-0.3	0.5	-0.3	1.3	0.2	
General adult book publishing.....		513130-10111	2.5	-0.3	1.0	-0.4	1.4	-0.9	
Juvenile book publishing.....		513130-10112	4.7	-0.1	-0.8	-0.2	1.2	1.4	
Textbook publishing, including teachers' editions and workbooks.....		513130-1012	4.6	4.4	-2.2	3.5	0.5	0.4	
College textbook publishing.....		513130-10121	2.7	1.8	-7.5	12.5	1.8	1.5	
Elementary and high school textbook publishing.....		513130-10122	5.6	5.6	0.0	0.0	0.0	0.0	
Technical, scientific, and professional book publishing.....		513130-1013	4.2	0.0	0.0	0.0	0.3	0.0	
General reference book publishing.....		513130-1014	5.4	2.0	-3.9	1.1	0.2	0.1	
Religious book publishing.....		513130-1015	9.7	4.7	-3.7	-0.4	0.7	3.4	
Directory and mailing list publishers.....	51314		-	-	-	-	2.0	2.4	
Directory and mailing list publishers.....	513140		-	-	-	-	1.9	2.4	
Primary services.....		513140-P	-	-	-	-	1.6	2.5	
Directory and mailing list publishing.....		513140-1	-	-	-	-	1.6	2.5	
Directory and mailing list publishing from print publishers.....		513140-11	9.9	0.2	-0.6	0.2	6.5	-0.7	
Directory and mailing list publishing from print - ad sales incl. phone directory listings.....		513140-111	9.8	0.0	0.0	0.0	5.3	0.0	
Directory and mailing list publishing from print - subscription, content, and licensing sales.....		513140-112	8.8	0.7	-3.0	1.1	7.3	-1.2	
Directory and mailing list publishing from Internet publishers.....		513140-12	-	-	-	-	0.1	3.5	
Other publishers.....	51319		-	-	-	-	0.8	0.4	
Greeting card publishers.....	513191		-	-	-	-	0.1	-0.1	
Primary services.....		513191-P	-	-	-	-	0.1	-0.1	
Greeting card publishing.....		513191-1	-	-	-	-	0.1	-0.1	
Greeting card publishing from print publishers.....		513191-101	8.0	-0.2	0.1	0.1	0.1	-0.1	
All other publishers.....	513199		-	-	-	-	2.9	1.7	
Primary services.....		513199-P	-	-	-	-	3.5	0.1	

See footnotes at end of table.

Table 12. Producer price index percentage changes for the net output of selected industries and their products, not seasonally adjusted — Continued
[February 2023]

Title ¹	Industry code	Product code	Unadjusted 12-month percent change ²	Unadjusted 1-month percent change ²				
			Feb. 2022 to Feb. 2023 ^P	Sept. to Oct.	Oct. to Nov. ^P	Nov. to Dec. ^P	Dec. to Jan. ^P	Jan. to Feb. ^P
All other publishers - Continued								
All other publishing including yearbooks, art prints, patterns, and trading cards.		513199-1	-	-	-	-	3.5	0.1
All other publishing including yearbooks, art prints, patterns, and trading cards, from print.		513199-11	2.6	0.0	0.1	0.1	3.5	0.1
Other receipts.		513199-SM	-	0.0	0.0	0.0	0.0	10.2
Software publishers.	5132		3.6	-0.8	-1.7	0.3	1.7	0.9
Software publishers.	51321		3.6	-0.8	-1.7	0.3	1.7	0.9
Software publishers.	513210		3.6	-0.8	-1.7	0.3	1.7	0.9
Primary services.		513210-P	2.8	-1.0	-2.1	0.4	1.9	0.9
Software publishing, except games.		513210-5	3.1	-1.2	-2.0	0.4	2.1	1.0
System & application software publishing, excluding maintenance, tech support & games.		513210-505	-	-0.7	-2.4	0.5	1.9	1.3
System software publishing.		513210-50501	-	-0.5	-1.1	0.5	2.5	2.9
Application software publishing.		513210-50502	3.0	-0.8	-3.0	0.5	1.3	-0.6
Desktop and portable device application software publishing.		513210-505021	4.0	-2.7	-2.0	0.8	3.0	-2.2
Other application software publishing.		513210-505022	2.2	1.0	-4.0	0.3	0.2	0.4
Software maintenance, technical support, and other services related to software publishing.		513210-506	1.4	-3.5	-0.3	-0.1	3.7	-1.2
Game software publishing.		513210-7	-1.0	1.1	-2.6	0.7	-1.0	-0.3
Other receipts.		513210-SM	-	0.0	0.0	0.0	0.0	0.0
Broadcasting, except Internet.	516		-5.6	4.1	2.6	-3.1	-3.4	-4.8
Radio and television broadcasting.	5161		2.8	9.6	1.2	-9.0	-6.4	0.7
Radio broadcasting.	51611		-2.7	-0.6	1.5	-3.0	-11.3	10.3
Radio broadcasting stations.	516110		-2.7	-0.6	1.5	-3.0	-11.3	10.3
Primary services.		516110-P	-2.9	-0.7	1.6	-3.3	-11.5	10.5
Radio station services.		516110-1	-3.1	-0.9	2.2	-4.3	-11.5	10.5
Radio station advertising sales.		516110-101	-3.7	-1.0	2.6	-5.1	-13.7	12.8
Radio station advertising sales, local.		516110-10101	-1.8	-1.8	2.5	-2.6	-9.5	10.8
Radio station advertising sales, national and regional.		516110-10102	-7.9	1.1	2.8	-11.4	-23.7	18.6
Other radio station services.		516110-102	0.0	0.0	0.0	0.0	0.0	0.0
Other receipts.		516110-SM	0.9	0.0	0.0	0.0	0.1	0.0
Television broadcasting.	51612		3.5	13.2	1.2	-11.8	-5.2	-1.8
Television broadcasting stations.	516120		3.4	13.2	1.2	-11.8	-5.2	-1.8
Primary services.		516120-P	-5.2	11.0	1.5	-14.1	-4.9	-1.7
Television station advertising sales.		516120-3	-8.6	13.3	1.8	-16.7	-7.6	-2.8
Other television station broadcasting services.		516120-4	0.0	0.0	0.0	0.0	0.0	0.0
Other receipts.		516120-SM	64.8	21.0	0.0	0.0	-1.2	0.0
Cable and other subscription programming.	5162		-9.5	1.1	3.4	0.1	-2.1	-7.2
Cable and other subscription programming.	51621		-9.5	1.1	3.4	0.1	-2.1	-7.2
Media streaming dist svcs, social networks, and other media networks and content providers.	516210		-9.5	1.1	3.4	0.1	-2.1	-7.2
Primary services.		516210-P	-9.5	1.1	3.4	0.1	-2.1	-7.1
Cable networks.		516210-1	-13.7	1.1	3.4	0.1	-3.1	-10.6
Cable network advertising services.		516210-11	-19.4	4.4	12.9	0.5	-3.8	-11.9
Cable network programming services.		516210-12	4.8	0.0	0.0	0.0	3.2	0.0
Radio network and national syndication services.		516210-3	-0.1	0.0	0.0	0.0	0.0	0.0
Telecommunications.	517		4.8	0.4	-0.1	0.2	1.3	0.3
Wired and wireless telecommunications carriers.	5173		4.8	0.4	-0.1	0.2	1.3	0.3
Wired and wireless telecommunications carriers.	51731		4.8	0.4	-0.1	0.2	1.3	0.3
Wired telecommunications carriers.	517311		6.6	0.5	0.0	0.3	2.2	0.4
Primary products.		517311-P	6.6	0.5	0.0	0.3	2.2	0.4
Local telephone service, except private lines.		517311-1	2.6	0.0	-0.1	0.0	-0.5	0.5
Residence local telephone service.		517311-111	3.5	0.4	0.0	0.0	0.0	0.4
Business and other local telephone service.		517311-112	1.0	-0.6	-0.2	0.1	-1.6	0.7
Public switched toll service.		517311-2	5.1	1.1	0.6	0.3	0.5	-0.6
Residence switched toll service.		517311-21	5.6	0.5	0.3	-0.1	0.1	0.0
Business switched toll and other toll service.		517311-22	4.5	2.0	1.1	1.0	0.8	-1.1
Private line telephone service.		517311-3	2.7	-0.2	0.1	0.2	-0.1	1.6
All-distance telephone service.		517311-4	1.8	0.1	0.2	-0.2	0.3	1.1
Residential all-distance telephone service.		517311-401	-	0.3	0.1	0.2	0.3	0.1
Business all-distance telephone service.		517311-402	-	-0.2	0.3	-0.5	0.4	2.0

See footnotes at end of table.

Table 12. Producer price index percentage changes for the net output of selected industries and their products, not seasonally adjusted — Continued
 [February 2023]

Title ¹	Industry code	Product code	Unadjusted 12-month percent change ²	Unadjusted 1-month percent change ²				
				Feb. 2022 to Feb. 2023 ^P	Sept. to Oct.	Oct. to Nov. ^P	Nov. to Dec. ^P	Dec. to Jan. ^P
Wired telecommunications carriers - Continued								
Video programming distribution.....		517311-5	8.9	0.4	0.5	1.6	1.1	1.8
Video programming subscriber services.....		517311-501	9.6	0.4	0.5	1.8	1.2	2.0
Advertising services.....		517311-502	0.0	0.0	0.0	0.0	0.0	0.0
Internet access services.....		517311-6	-0.2	-0.1	-0.6	-0.1	0.9	0.5
Residential Internet access services.....		517311-601	0.5	-0.3	0.4	0.3	1.0	0.5
Business Internet access services.....		517311-602	-1.1	0.1	-1.4	-0.4	0.6	0.5
Bundled access services.....		517311-7	9.6	1.0	-0.3	-0.2	4.6	-0.2
Other wired telecommunications services.....		517311-9	0.0	0.0	0.0	0.0	0.0	0.0
Wireless telecommunications carriers.....	517312		1.8	0.0	-0.3	0.0	0.0	0.0
Primary services.....		517312-P	1.8	0.0	-0.3	0.0	0.0	0.0
Wireless telecommunications services.....		517312-1	1.8	0.0	-0.3	0.0	0.0	0.0
Data processing and related services.....	5182		1.5	0.1	0.0	0.0	0.0	0.1
Data processing and related services.....	51821		1.5	0.1	0.0	0.0	0.0	0.1
Data processing, hosting and related services.....	518210		1.5	0.1	0.0	0.0	0.0	0.1
Primary services.....		518210-P	-0.9	0.1	0.0	0.0	0.0	0.1
Business process management services.....		518210-1	0.2	0.0	0.1	0.0	0.0	0.0
Data management, information transformation, and related services.....		518210-4	0.2	0.0	0.0	0.0	0.0	0.0
Hosting, ASP, and other IT infrastructure provisioning services.....		518210-5	-1.9	0.3	0.0	0.1	0.0	0.2
Other receipts.....		518210-SM	7.7	0.0	0.0	0.0	0.0	0.0
Depository credit intermediation.....	5221		35.1	0.2	5.9	1.3	5.3	2.9
Commercial banking.....	52211		37.2	0.4	6.3	1.3	5.4	3.0
Commercial banking.....	522110		37.2	0.4	6.3	1.3	5.4	3.0
Primary services.....		522110-P	37.2	0.4	6.3	1.3	5.4	3.0
Loan services.....		522110-1	55.2	0.4	9.4	-3.6	8.9	5.2
Residential real estate loans, except home equity.....		522110-101	-3.6	0.7	2.3	-12.4	-0.5	2.3
Nonresidential real estate loans.....		522110-102	103.0	0.8	14.8	-0.6	12.2	6.7
Home equity loans.....		522110-103	33.1	-4.8	8.7	-0.6	4.0	3.5
Commercial, industrial, and agricultural loans, except real estate.....		522110-105	105.0	2.4	12.4	-2.1	11.6	6.0
New and used auto and truck loans.....		522110-106	-4.5	-2.4	12.3	-17.4	7.4	0.7
Credit cards, overdraft credit, and related plans.....		522110-107	25.1	-0.3	4.5	0.8	5.9	3.3
Other loan services.....		522110-108	11.9	-1.3	0.9	-2.0	4.2	2.8
Deposit services.....		522110-2	9.2	0.3	-0.5	16.2	-1.9	-2.6
Demand deposits.....		522110-201	6.3	0.4	0.5	13.3	-1.0	-4.0
Time and other deposits.....		522110-202	11.5	0.3	-1.2	18.6	-2.6	-1.5
Trust services.....		522110-3	-10.7	0.0	-5.4	0.1	0.1	3.5
Other banking services.....		522110-4	-2.3	0.0	0.0	0.0	0.0	0.0
Savings institutions.....	52218		5.8	-2.1	-0.3	1.8	2.8	-0.2
Savings institutions and other depository credit intermediation.....	522180		5.8	-2.1	-0.3	1.8	2.8	-0.2
Primary services.....		522180-P	5.8	-2.1	-0.3	1.8	2.8	-0.2
Loan services.....		522180-1	15.2	0.0	2.6	-4.1	5.4	2.4
Residential real estate loans, except home equity.....		522180-101	-3.3	-0.8	-0.3	-5.0	1.5	0.8
Nonresidential real estate loans.....		522180-102	27.5	0.9	8.8	-6.6	5.4	1.5
Home equity loans.....		522180-103	54.2	-0.8	7.1	-6.1	11.8	1.9
Commercial, industrial, and agricultural loans, except real estate.....		522180-105	73.8	4.5	3.8	5.5	7.8	5.5
New and used auto and truck loans.....		522180-106	5.1	-2.6	4.4	-2.1	6.3	2.6
Credit cards, overdraft credit, and related plans.....		522180-109	26.9	0.4	6.6	-3.3	3.4	3.8
Other loan services.....		522180-111	16.4	1.6	-1.4	-0.8	5.6	0.6
Deposit services.....		522180-2	-10.3	-5.7	-5.5	13.3	-2.4	-6.1
Demand deposits.....		522180-201	25.9	1.1	-1.0	16.6	0.8	2.8
Time and other deposits.....		522180-202	-17.6	-7.3	-6.6	12.4	-3.1	-8.3
Trusts and other banking services.....		522180-3	10.1	0.0	0.0	0.0	2.0	3.4
Security, commodity contracts and like activity.....	523		7.4	1.4	5.6	-0.6	3.0	2.0
Securities and commodity contracts intermediation and brokerage.....	5231		41.0	7.7	11.0	-1.0	2.8	4.7
Investment banking and securities intermediation.....	52315		-	-	-	-	2.8	4.7
Investment banking and securities intermediation.....	523150		-	-	-	-	2.8	4.7
Primary services.....		523150-P	-	-	-	-	2.8	4.7
Securities brokerage.....		523150-1	60.7	6.5	13.0	1.1	0.5	3.2
Brokerage services.....		523150-101	-6.4	-1.2	-1.1	4.6	-2.8	0.0
Brokerage services, equities and ETFs.....		523150-1011	-12.2	-1.9	-1.8	7.5	-6.9	0.0
Brokerage services, all other securities.....		523150-1012	-0.2	-0.1	0.0	0.1	0.1	0.0

See footnotes at end of table.

Table 12. Producer price index percentage changes for the net output of selected industries and their products, not seasonally adjusted — Continued
 [February 2023]

Title ¹	Industry code	Product code	Unadjusted 12-month percent change ²	Unadjusted 1-month percent change ²				
				Feb. 2022 to Feb. 2023 ^P	Sept. to Oct.	Oct. to Nov. ^P	Nov. to Dec. ^P	Dec. to Jan. ^P
Investment banking and securities intermediation - Continued								
Other securities related services including margin lending and mutual fund sales.....		523150-102	106.3	9.7	18.1	0.0	2.2	4.8
Investment banking and securities dealing.....		523150-2	32.4	8.3	9.9	-2.2	4.5	5.7
Dealer transactions.....		523150-201	-32.4	8.1	6.0	-7.9	-2.5	4.8
Dealer transactions, equity securities.....		523150-2011	-41.4	13.1	6.9	-11.2	-2.1	8.7
Dealer transactions, debt securities and all other trading.....		523150-2012	4.9	-1.1	4.0	-0.6	-2.9	-0.2
Investment banking services.....		523150-202	-11.7	0.1	-1.4	-1.4	0.3	2.1
Other securities dealing services.....		523150-203	5,408.2	27.2	33.2	0.3	13.3	8.7
Portfolio management and investment advice.....	52394		-	-	-	-	3.2	-0.1
Portfolio management and investment advice.....	523940		-	-	-	-	3.2	-0.1
Primary services.....		523940-P	-	-	-	-	3.2	-0.1
Portfolio management.....		523940-1	-9.1	-1.8	1.3	-0.9	4.4	-0.6
Mutual fund and exchange traded fund management.....		523940-11	-12.0	-1.3	2.0	-3.2	4.6	-3.3
Management of equity funds.....		523940-1101	-17.8	-1.6	3.3	-5.8	6.4	-5.9
Management of bond funds.....		523940-1102	-5.1	-2.0	-0.2	1.9	1.4	1.7
Management of other funds.....		523940-1103	2.1	-0.1	0.2	0.1	0.6	2.4
Private portfolio management.....		523940-12	-7.1	-2.1	0.6	0.9	4.2	1.2
Management of equity private portfolios.....		523940-1201	-15.4	-6.4	1.5	1.8	6.2	2.0
Management of bond private portfolios.....		523940-1202	-2.0	-0.9	-0.2	0.2	1.3	0.2
Management of other private portfolios.....		523940-1203	4.0	4.1	-0.1	0.0	2.1	0.2
Investment advice.....		523940-2	-12.0	-7.8	6.0	3.9	-4.2	2.7
Investment advisory services.....		523940-21	-12.0	-7.8	6.0	3.9	-4.2	2.7
Insurance carriers and related activities.....	524		1.9	0.1	-0.1	0.4	0.6	0.0
Insurance carriers.....	5241		2.0	0.1	-0.1	0.4	0.6	0.0
Direct life/health/medical insurance carriers.....	52411		0.6	0.1	-0.1	0.0	0.4	0.0
Direct life insurance carriers.....	524113		0.1	0.0	-0.1	-0.1	-0.3	0.0
Primary services.....		524113-P	0.1	0.0	-0.1	-0.1	-0.3	0.0
Life insurance policies.....		524113-1	0.2	0.1	0.1	-0.1	-0.4	0.0
Individual life insurance policies.....		524113-101	-0.6	0.0	0.0	0.0	-0.7	0.0
Term life insurance policies.....		524113-10101	-6.3	0.0	-0.1	0.0	-5.5	0.0
Whole life insurance policies.....		524113-10102	0.0	0.0	0.1	0.0	0.0	0.0
Universal life insurance policies.....		524113-10103	1.6	0.0	0.0	0.0	0.2	0.0
Variable-universal and other individual life insurance policies.....		524113-10105	0.0	0.0	0.0	0.0	0.0	0.0
Group life insurance policies.....		524113-102	3.6	0.2	0.5	-0.5	1.2	0.0
Annuities.....		524113-2	-0.2	-0.3	-0.9	0.0	-0.1	0.0
Variable deferred annuities.....		524113-201	-0.5	-0.6	0.0	0.0	0.2	0.0
Fixed-rate deferred annuities.....		524113-202	4.2	0.4	-2.9	0.0	-0.1	0.0
Immediate annuities.....		524113-203	-12.1	-0.3	-0.6	-0.6	-1.9	-0.4
Disability insurance policies.....		524113-3	-0.3	0.0	0.0	0.0	0.0	0.0
Direct health and medical insurance carriers.....	524114		0.8	0.1	-0.1	0.1	0.7	0.0
Primary services.....		524114-P	0.9	0.1	-0.1	0.1	0.7	0.0
Medical service plans.....		524114-1	0.9	0.1	-0.1	0.1	0.7	0.0
Comprehensive medical service plans.....		524114-101	1.3	0.2	-0.1	0.1	1.2	0.1
Group managed care medical service plans.....		524114-10101	1.7	0.2	-0.2	0.1	1.5	0.2
Group fee-for-service medical service plans.....		524114-10102	0.5	0.0	0.0	0.0	0.0	0.0
Individual comprehensive medical service plans.....		524114-10103	1.2	0.0	0.0	0.0	1.2	0.0
Non-comprehensive medical service plans.....		524114-103	1.1	0.1	0.0	0.0	0.3	0.0
Dental service plans.....		524114-10301	1.1	0.1	0.0	0.0	0.8	0.0
Supplemental Medicare service plans.....		524114-10302	3.1	0.0	0.0	0.0	0.7	0.0
Other medical service plans.....		524114-10303	0.0	0.0	0.0	0.0	0.0	0.0
Indemnity health insurance plans.....		524114-2	0.1	0.1	0.0	0.0	0.0	0.0
Other direct insurance carriers.....	52412		5.0	0.1	0.1	1.2	1.0	0.1
Direct property and casualty insurers.....	524126		5.0	0.1	0.1	1.2	1.0	0.1
Primary services.....		524126-P	5.0	0.1	0.1	1.2	1.0	0.1
Private passenger auto insurance.....		524126-1	8.5	0.6	0.1	1.8	2.0	0.0
Homeowner's insurance.....		524126-2	1.6	-0.9	0.3	0.5	-0.1	0.0
Commercial auto insurance.....		524126-3	2.9	-0.1	0.2	0.2	-0.3	0.3
Non-auto liability insurance.....		524126-4	0.9	-0.4	0.0	0.1	0.3	0.0
Medical malpractice insurance.....		524126-402	-1.1	-2.8	0.0	0.0	1.7	0.0
Product and other non-auto liability insurance.....		524126-403	1.4	0.1	0.0	0.1	0.1	0.0
Commercial multiple peril insurance.....		524126-5	7.3	0.0	0.2	3.7	0.5	0.0

See footnotes at end of table.

Table 12. Producer price index percentage changes for the net output of selected industries and their products, not seasonally adjusted — Continued
[February 2023]

Title ¹	Industry code	Product code	Unadjusted 12-month percent change ²	Unadjusted 1-month percent change ²				
				Feb. 2022 to Feb. 2023 ^P	Sept. to Oct.	Oct. to Nov. ^P	Nov. to Dec. ^P	Dec. to Jan. ^P
Direct property and casualty insurers - Continued								
Worker's compensation insurance.....		524126-6	1.7	0.8	-1.0	0.0	-0.1	0.0
Other property and casualty insurance.....		524126-7	0.5	-0.2	0.2	0.0	0.2	0.3
Insurance agencies and brokerages.....	52421		0.3	0.0	0.0	0.1	0.2	0.0
Insurance agencies and brokerages.....	524210		0.3	0.0	0.0	0.1	0.2	0.0
Primary services.....		524210-P	0.3	0.0	0.0	0.1	0.2	0.0
Sale of property and casualty insurance.....		524210-1	0.4	0.0	0.0	0.1	0.3	0.0
Sale of personal property and casualty insurance.....		524210-101	0.0	0.0	0.0	0.2	0.0	0.0
Sale of private passenger auto insurance.....		524210-10101	0.2	0.0	0.0	0.3	0.0	0.0
Sale of homeowner's insurance.....		524210-10102	-0.4	0.0	0.0	0.0	0.0	0.0
Sale of other personal property and casualty insurance.....		524210-10103	-0.1	0.0	0.0	0.2	0.1	0.0
Sale of commercial property and casualty insurance.....		524210-102	0.8	0.0	0.0	0.0	0.6	0.0
Sale of life insurance and annuities.....		524210-2	0.0	0.0	0.0	0.0	0.0	0.0
Sale of health and medical insurance.....		524210-3	0.0	0.0	0.0	0.0	0.0	0.0
Sale of other insurance.....		524210-4	0.0	0.0	0.0	0.0	0.0	0.0
Lessors of nonresidential buildings (except miniwarehouses).....	53112		2.0	-1.9	-0.6	1.3	2.1	-4.4
Lessors of nonresidential buildings.....	531120		2.0	-1.9	-0.6	1.3	2.1	-4.4
Primary services.....		531120-P	2.0	-1.9	-0.6	1.3	2.1	-4.4
Leasing of shopping centers and retail stores.....		531120-1	2.8	-2.7	-2.7	4.0	5.7	-11.0
Leasing of professional and office buildings.....		531120-2	5.2	-0.2	0.3	-0.7	1.6	1.2
Leasing of manufacturing and industrial buildings.....		531120-3	3.3	0.0	0.0	0.8	1.4	0.1
Leasing of other nonresidential buildings and facilities.....		531120-7	-11.0	-10.9	3.4	1.1	-6.8	-3.1
Lessors of miniwarehouse and self storage units.....	53113		13.2	0.8	0.3	-0.1	0.3	-0.3
Miniwarehouse and self-storage unit operators.....	531130		13.2	0.8	0.3	-0.1	0.3	-0.3
Primary services.....		531130-P	13.2	0.8	0.3	-0.1	0.3	-0.3
Miniwarehouse and self-storage unit operation.....		531130-1	13.2	0.8	0.3	-0.1	0.3	-0.3
Offices of real estate agents and brokers.....	5312		1.4	-0.4	-0.3	-0.1	-0.6	-1.0
Offices of real estate agents and brokers.....	53121		1.4	-0.4	-0.3	-0.1	-0.6	-1.0
Offices of real estate agents and brokers.....	531210		1.4	-0.4	-0.3	-0.1	-0.6	-1.0
Primary services.....		531210-P	1.4	-0.4	-0.3	-0.1	-0.6	-1.0
Real estate brokerage, residential property sales and leases.....		531210-1	1.5	-0.4	-0.4	-0.3	-0.6	-1.0
Real estate brokerage, nonresidential property sales and leases including land sales and leases.....		531210-6	0.9	0.0	0.2	0.6	-0.7	-1.4
Real estate brokerage, nonresidential property sales including land sales.....		531210-601	1.2	-0.1	0.4	0.4	-1.0	-2.0
Real estate brokerage, nonresidential property leases including land leases.....		531210-602	1.6	0.0	0.0	0.9	0.0	0.0
Real estate property managers.....	53131		1.4	1.1	0.4	-0.9	0.7	-0.3
Residential property managers.....	531311		-0.2	0.2	0.6	-1.4	0.8	-0.5
Primary services.....		531311-P	-0.2	0.2	0.6	-1.4	0.8	-0.5
Residential property management services.....		531311-1	-0.2	0.2	0.6	-1.4	0.8	-0.5
Nonresidential property managers.....	531312		5.3	3.4	0.0	0.4	0.6	0.1
Primary services.....		531312-P	5.3	3.4	0.0	0.4	0.6	0.1
Nonresidential property management services.....		531312-1	5.3	3.4	0.0	0.4	0.6	0.1
Offices of real estate appraisers.....	531320		1.2	0.1	-1.0	0.1	1.0	-1.8
Primary services.....		531320-P	1.2	0.1	-1.0	0.1	1.0	-1.8
Real estate appraisal services.....		531320-1	1.2	0.1	-1.0	0.1	1.0	-1.8
Automotive equipment rental and leasing.....	5321		2.1	3.9	-4.8	-1.9	-2.5	1.0
Passenger car rental and leasing.....	53211		1.6	5.6	-7.0	-2.7	-3.5	2.0
Passenger car rental.....	532111		1.6	5.6	-7.0	-2.7	-3.5	2.0
Primary services.....		532111-P	1.6	5.6	-7.0	-2.7	-3.5	2.0
Standard passenger car rental.....		532111-2	0.6	7.4	-9.0	-3.7	-4.7	2.5
Passenger car rental for business travel.....		532111-211	3.7	1.3	-5.6	0.6	-3.1	1.9
Passenger car rental for leisure travel.....		532111-221	-0.6	9.8	-10.2	-5.4	-5.2	2.7
Replacement passenger car rental.....		532111-3	4.6	0.2	-0.4	0.2	-0.2	0.5
Truck, utility trailer and RV rental and leasing.....	53212		3.2	0.2	0.1	0.0	-0.6	-1.0
Truck, utility trailer, and RV rental and leasing.....	532120		3.2	0.2	0.1	0.0	-0.6	-1.0
Primary services.....		532120-P	3.8	0.2	0.1	0.3	-0.8	-1.1
Rental of trucks, truck trailers, RVs.....		532120-1	3.2	0.5	-0.1	-0.3	-0.5	-3.2
Leasing of trucks, truck trailers, and RVs.....		532120-4	4.0	0.0	0.2	0.8	-0.9	0.3
Other receipts.....		532120-SM	0.1	0.2	0.1	-1.8	0.2	0.1

See footnotes at end of table.

Table 12. Producer price index percentage changes for the net output of selected industries and their products, not seasonally adjusted — Continued
[February 2023]

Title ¹	Industry code	Product code	Unadjusted 12-month percent change ²	Unadjusted 1-month percent change ²				
				Feb. 2022 to Feb. 2023 ^P	Sept. to Oct.	Oct. to Nov. ^P	Nov. to Dec. ^P	Dec. to Jan. ^P
Truck, utility trailer, and RV rental and leasing - Continued								
Other heavy machinery rental and leasing.....	532412		8.4	2.3	0.3	0.1	0.1	0.0
Primary services.....		532412-P	6.3	0.0	0.1	0.1	0.0	0.0
Construction equipment rental and leasing.....		532412-1	6.6	0.0	0.1	0.2	0.0	0.0
Oilfield and well drilling equipment rental and leasing.....		532412-2	5.5	0.0	0.0	0.0	0.0	0.0
Other receipts.....		532412-SM	11.3	5.3	0.7	0.0	0.7	-0.1
Legal services.....	5411		6.6	0.2	0.0	-0.1	3.2	1.9
Offices of lawyers.....	54111		6.6	0.2	0.0	-0.1	3.2	1.9
Offices of lawyers.....	541110		6.6	0.2	0.0	-0.1	3.2	1.9
Primary services.....		541110-P	6.6	0.2	0.0	-0.1	3.2	1.9
Labor and employment legal services.....		541110-A	6.0	0.4	-0.4	0.2	1.2	1.1
Criminal legal services.....		541110-B	0.6	0.0	0.0	0.0	0.6	0.0
Other legal services.....		541110-C	8.9	0.0	0.0	0.0	1.7	0.0
Real estate legal services.....		541110-2	7.1	0.6	-0.4	0.1	5.6	1.2
Civil negligence legal services.....		541110-3	7.5	0.0	0.4	0.3	4.3	0.7
Defendant representation.....		541110-301	4.8	0.0	0.1	0.0	2.9	1.0
Plaintiff representation.....		541110-302	11.6	0.0	0.8	0.9	6.3	0.3
Wills, estate planning, and probate.....		541110-6	10.5	0.0	0.0	0.0	4.6	0.0
Business and commercial legal services.....		541110-9	6.4	0.3	-0.1	-0.4	3.4	3.5
Tax legal services.....		541110-901	16.7	-0.1	0.0	-0.1	16.3	0.6
Intellectual property legal services.....		541110-902	7.3	1.3	0.4	0.0	3.1	2.9
Bankruptcy and other business and commercial legal services.....		541110-903	5.7	0.1	-0.1	-0.4	2.7	3.9
Offices of certified public accountants.....	541211		7.4	0.4	0.2	0.3	2.8	-0.1
Primary services.....		541211-P	7.6	0.4	0.3	0.4	2.1	0.0
Other accounting services.....		541211-A	10.0	2.7	-0.6	-0.6	0.7	0.0
Financial auditing.....		541211-4	3.7	-0.2	0.5	-1.9	2.7	0.0
Tax preparation and planning.....		541211-5	10.6	0.1	0.4	3.1	2.0	0.0
Bookkeeping and compilation.....		541211-9	3.5	-0.2	0.2	0.1	2.4	0.0
Other accounting services.....	541219		-6.4	-0.8	-3.3	-0.6	0.0	0.0
Primary services.....		541219-P	-6.4	-0.8	-3.3	-0.6	0.0	0.0
Other accounting services (non-CPA firms).....		541219-1	-6.4	-0.8	-3.3	-0.6	0.0	0.0
Architectural, engineering and related services.....	5413		3.8	0.2	0.3	-0.1	1.2	0.4
Architectural services.....	54131		1.9	0.2	0.1	0.0	0.1	0.0
Architectural services.....	541310		1.9	0.2	0.1	0.0	0.1	0.0
Primary services.....		541310-P	2.1	0.2	0.2	0.0	0.1	0.0
Residential building projects.....		541310-1	1.7	0.7	0.0	0.2	0.0	0.0
Nonresidential building projects.....		541310-7	1.8	0.1	0.2	-0.1	0.1	0.0
Commercial and industrial building projects.....		541310-71	2.1	0.1	0.1	0.0	0.0	0.0
Institutional building projects.....		541310-72	2.0	0.2	0.3	-0.1	0.2	0.0
Other architectural services, incl. historic restoration & architectural consulting services.....		541310-8	14.5	0.0	0.0	-0.2	0.0	0.1
Engineering services.....	54133		4.1	0.2	0.4	-0.1	1.4	0.5
Engineering services.....	541330		4.1	0.2	0.3	-0.1	1.4	0.5
Primary services.....		541330-P	4.4	0.2	0.4	-0.1	1.5	0.6
Building related engineering projects.....		541330-1	2.3	0.2	0.5	0.0	1.2	0.0
Residential building engineering projects.....		541330-101	0.3	0.0	0.0	0.0	0.0	0.0
Commercial, public, and institutional building engineering projects.....		541330-102	3.8	0.0	1.8	0.0	1.1	0.1
Industrial and manufacturing plant and process engineering projects.....		541330-103	2.0	0.2	0.0	0.0	1.6	0.0
Non-building related engineering projects.....		541330-2	5.8	0.2	0.3	-0.1	1.7	0.9
Transportation engineering projects.....		541330-201	3.5	0.5	0.4	-0.6	1.9	0.1
Highway and roadway engineering projects.....		541330-20101	2.8	0.8	0.3	-1.1	1.5	0.2
Other transportation engineering projects, including mass transit engineering projects.....		541330-20102	4.6	0.2	0.6	0.0	2.6	0.0
Municipal utility and power generation and distribution engineering projects.....		541330-202	5.4	0.3	0.4	0.0	3.9	0.6
All other non-building related engineering projects.....		541330-203	8.1	0.0	0.2	0.0	0.7	1.5
Other receipts.....		541330-SM	1.5	-0.1	0.1	0.0	0.0	0.0
Management and technical consulting services.....	5416		-0.1	-0.9	0.0	1.2	0.4	-0.7
Management consulting services.....	54161		-0.1	-0.9	0.0	1.2	0.4	-0.7
Management consulting services.....	541610		-0.1	-0.9	0.0	1.2	0.7	-0.9
Primary services.....		541610-P	-0.1	-0.9	0.0	1.2	1.0	-1.2
Administrative and general management consulting services.....		541610-1	-1.1	-0.9	0.0	0.8	1.1	-2.1

See footnotes at end of table.

Table 12. Producer price index percentage changes for the net output of selected industries and their products, not seasonally adjusted — Continued
[February 2023]

Title ¹	Industry code	Product code	Unadjusted 12-month percent change ²	Unadjusted 1-month percent change ²				
				Feb. 2022 to Feb. 2023 ^P	Sept. to Oct.	Oct. to Nov. ^P	Nov. to Dec. ^P	Dec. to Jan. ^P
Management consulting services - Continued								
Marketing consulting services.....		541610-3	0.0	0.0	0.0	0.0	0.0	0.0
Process, physical distribution and logistics consulting services.....		541610-4	6.5	-2.1	0.6	1.7	3.0	1.5
Human resources consulting services.....		541610-5	2.3	0.6	-1.8	5.5	0.3	-0.1
Advertising agencies.....	54181		1.2	0.0	0.1	0.0	0.1	0.2
Advertising agencies.....	541810		1.2	0.0	0.1	0.0	0.1	0.2
Primary services.....		541810-P	1.4	0.0	0.1	0.0	0.1	0.2
Advertising agency services.....		541810-4	1.4	0.0	0.1	0.0	0.1	0.2
Advertising creative services billed separately.....		541810-401	3.6	-0.1	0.0	0.0	0.0	0.1
Advertising placement services, including bundled placement and creative services.....		541810-402	0.9	0.0	0.1	0.0	0.2	0.3
Other advertising services billed separately.....		541810-403	0.0	0.0	0.0	0.0	0.0	0.0
Other receipts.....		541810-SM	0.0	0.0	0.0	0.0	0.0	0.0
Employment services.....	5613		2.3	-0.1	0.1	0.1	0.0	0.6
Employee leasing services.....	56133		1.3	0.0	0.1	0.0	0.0	0.2
Professional employer organizations.....	561330		1.3	0.0	0.1	0.0	0.0	0.2
Primary services.....		561330-P	1.3	0.0	0.1	0.0	0.0	0.2
Co-employment staffing.....		561330-1	1.3	0.0	0.1	0.0	0.0	0.2
Staffing services (except PEOs).....	56138		3.0	-0.2	0.0	0.1	-0.1	0.9
Staffing services (except PEOs).....	561380		3.0	-0.2	0.0	0.1	-0.1	0.9
Primary services.....		561380-P	3.1	-0.2	0.0	0.1	-0.1	0.9
Temporary help services.....		561380-1	2.9	-0.3	0.1	0.1	-0.1	1.0
Temporary help services, office and clerical.....		561380-101	7.8	-0.2	0.3	0.3	0.4	-0.1
Temporary help services, light and heavy industrial.....		561380-102	0.0	-0.3	0.2	0.7	-0.1	-0.3
Temporary help services, technical and professional.....		561380-103	9.0	0.2	0.8	-0.5	-0.6	2.4
Temporary help services, medical.....		561380-104	-11.9	-2.5	-3.0	0.0	0.0	1.7
Temporary help services, other.....		561380-105	3.1	0.1	1.0	0.3	0.6	1.1
Employment placement services.....		561380-2	4.2	-0.1	-0.7	0.3	-0.1	-0.4
Executive search services.....		561380-3	6.3	4.7	-0.6	-0.3	1.6	0.7
Travel agencies.....	56151		6.0	1.7	0.3	0.7	0.0	-0.6
Travel agencies.....	561510		6.0	1.7	0.3	0.7	0.0	-0.6
Primary services.....		561510-P	6.4	1.9	0.3	0.8	0.0	-0.9
Flight bookings.....		561510-1	17.4	2.9	0.4	-0.8	0.0	1.0
Domestic flight bookings.....		561510-111	42.6	9.7	0.1	-0.7	0.1	0.0
International flight bookings.....		561510-112	2.9	-2.1	0.6	-1.0	-0.1	1.7
Other travel agency services, except flight bookings.....		561510-2	1.7	1.5	0.3	1.5	0.0	-2.1
Hotel and car rental bookings.....		561510-211	3.8	1.9	0.7	0.5	0.3	1.3
Hotel bookings.....		561510-2111	-2.5	-2.2	0.4	0.5	0.3	1.3
Car rental bookings.....		561510-2112	29.0	18.5	1.9	0.3	0.8	-1.3
Cruise and tour bookings.....		561510-222	7.4	4.6	0.5	6.5	-0.1	-7.8
Cruise bookings.....		561510-2221	7.1	-2.1	5.1	3.2	2.3	-9.1
Packaged tour bookings.....		561510-2222	4.0	8.6	-2.0	8.5	-9.8	-1.7
All other travel agency services.....		561510-233	-0.4	0.0	0.0	-0.4	0.0	0.0
Security guards and patrol services.....	561612		7.9	0.8	0.0	0.0	1.1	0.1
Primary services.....		561612-P	7.9	0.8	0.0	0.0	1.1	0.1
Security guard services.....		561612-1	7.9	0.8	0.0	0.0	1.1	0.1
Janitorial services.....	56172		2.9	-0.3	0.2	0.2	0.8	0.1
Janitorial services.....	561720		2.9	-0.3	0.2	0.2	0.8	0.1
Primary services.....		561720-P	3.0	-0.3	0.3	0.2	0.8	0.1
Janitorial cleaning services.....		561720-5	3.0	-0.3	0.3	0.2	0.8	0.1
Nonresidential cleaning services.....		561720-51	3.1	-0.4	0.3	0.3	0.9	0.1
Residential cleaning services.....		561720-52	1.5	0.0	0.0	0.0	0.0	0.0
Waste collection.....	5621		11.4	1.2	0.1	0.1	1.3	2.0
Waste collection.....	56211		11.4	1.2	0.1	0.1	1.3	2.0
Solid waste collection.....	562111		11.4	1.2	0.1	0.1	1.3	2.0
Primary services.....		562111-P	11.9	1.2	0.1	0.2	1.6	2.3
Solid waste collection services.....		562111-2	11.9	1.2	0.1	0.2	1.6	2.3
Offices of physicians.....	6211		0.7	0.3	0.1	0.2	-0.3	0.5
Offices of physicians.....	62111		0.7	0.3	0.1	0.2	-0.3	0.5

See footnotes at end of table.

Table 12. Producer price index percentage changes for the net output of selected industries and their products, not seasonally adjusted — Continued
[February 2023]

Title ¹	Industry code	Product code	Unadjusted 12-month percent change ²	Unadjusted 1-month percent change ²				
			Feb. 2022 to Feb. 2023 ^P	Sept. to Oct.	Oct. to Nov. ^P	Nov. to Dec. ^P	Dec. to Jan. ^P	Jan. to Feb. ^P
Offices of physicians - Continued								
Offices of physicians, except mental health.....	621111		0.7	0.3	0.1	0.2	-0.3	0.5
Primary services.....		621111-P	0.7	0.3	0.1	0.2	-0.3	0.5
One and two physician practices and single specialty group practices.....		621111-4	0.7	0.1	0.1	0.2	-0.7	0.7
General/family practice.....		621111-411	1.6	1.0	0.1	0.0	0.1	0.3
Internal medicine.....		621111-412	-2.8	0.0	0.0	0.0	-2.4	0.0
General surgery and other surgical specialties.....		621111-413	1.6	-0.2	0.4	0.2	-0.6	0.0
Pediatrics.....		621111-414	4.6	0.0	0.0	0.0	0.0	5.0
Obstetrics/gynecology.....		621111-415	2.1	0.0	0.0	0.0	0.0	0.0
Other specialty.....		621111-419	0.3	0.0	0.0	0.8	-0.3	0.0
Multispecialty group practice.....		621111-5	0.6	0.8	0.0	0.0	0.4	0.0
Offices of dentists.....	6212		4.9	-0.1	0.0	0.0	0.8	3.0
Offices of dentists.....	62121		4.9	-0.1	0.0	0.0	0.8	3.0
Offices of dentists.....	621210		4.9	-0.1	0.0	0.0	0.8	3.0
Primary services.....		621210-P	4.9	-0.1	0.0	0.0	0.8	3.1
Dental visits and consultations.....		621210-1	3.3	-0.3	0.0	0.0	0.5	1.7
Private insurance patients: dental visits and consultations.....		621210-11	3.9	-0.6	0.0	0.0	0.6	2.4
Medicare, Medicaid and all other patients: dental visits and consultations.....		621210-12	2.3	0.0	0.0	0.0	0.3	0.6
Dental surgical intervention services.....		621210-2	0.4	-0.1	0.0	0.0	0.5	0.0
Private insurance patients: dental surgical intervention services.....		621210-21	0.3	-0.2	0.0	0.0	0.5	0.0
Medicare, Medicaid and all other patients: dental surgical intervention services.....		621210-22	0.6	0.0	0.0	0.0	0.4	0.0
Dental non-surgical intervention services.....		621210-3	7.5	0.0	0.0	0.0	1.1	4.9
Private insurance patients: dental non-surgical intervention services.....		621210-31	4.9	0.0	0.0	0.0	2.0	1.8
Medicare, Medicaid and all other patients: dental non-surgical intervention services.....		621210-32	10.8	0.0	0.0	0.0	0.1	9.0
Medical and diagnostic laboratories.....	6215		0.0	0.0	-0.2	0.0	0.6	0.0
Medical and diagnostic laboratories.....	62151		0.0	0.0	-0.2	0.0	0.6	0.0
Medical laboratories.....	621511		-0.5	0.0	-0.3	0.0	0.2	0.0
Primary services.....		621511-P	-0.5	0.0	-0.3	0.0	0.2	0.0
Medical laboratory services.....		621511-2	-0.5	0.0	-0.3	0.0	0.2	0.0
Medicare patients.....		621511-23	0.6	0.0	0.0	0.0	2.6	0.0
Medicaid patients.....		621511-24	0.1	0.1	0.0	0.0	0.0	0.0
Private insurance patients.....		621511-25	-0.8	-0.1	-0.4	-0.1	0.1	0.0
All other patients.....		621511-26	0.5	0.0	0.0	0.5	0.0	0.0
Diagnostic imaging centers.....	621512		0.9	0.0	0.0	0.0	1.2	0.0
Primary services.....		621512-P	0.9	0.0	0.0	0.0	1.2	0.0
Diagnostic imaging services.....		621512-4	0.9	0.0	0.0	0.0	1.2	0.0
Medicare and Medicaid patients.....		621512-41	-1.9	0.0	0.0	0.0	-0.7	0.0
Private insurance and all other patients.....		621512-42	1.8	0.0	0.0	0.0	1.8	0.0
Home health care services.....	6216		1.9	1.8	0.2	0.1	0.1	0.0
Home health care services.....	62161		1.9	1.8	0.2	0.1	0.1	0.0
Home health care services.....	621610		1.9	1.8	0.2	0.1	0.1	0.0
Primary services.....		621610-P	1.8	1.7	0.2	0.1	0.1	0.0
Medicare and Medicaid patients.....		621610-3	0.2	1.3	0.0	0.0	-0.4	0.0
Medicare patients.....		621610-31	-2.1	1.3	0.0	0.0	-1.4	0.0
Medicaid patients.....		621610-32	2.5	1.4	0.0	0.0	0.4	0.0
Private insurance and all other patients.....		621610-4	7.6	3.0	0.8	0.5	1.3	0.0
Private insurance patients.....		621610-41	0.6	0.0	0.0	0.0	0.0	0.0
All other patients.....		621610-42	10.5	4.5	1.1	0.8	1.4	0.0
Other receipts.....		621610-SM	2.8	3.6	0.0	0.0	0.9	0.1
All other ambulatory health care services.....	62199		3.7	0.1	0.7	0.7	0.2	-0.2
Blood and organ banks.....	621991		3.7	0.1	0.7	0.7	0.2	-0.2
Primary services.....		621991-P	3.7	0.1	0.7	0.7	0.2	-0.2
Human blood services.....		621991-1	3.4	0.2	-0.2	0.6	0.6	-0.3
Human red blood and whole blood services.....		621991-12	3.3	0.2	-0.3	0.4	0.9	0.0
Human blood plasma services.....		621991-13	3.8	0.2	0.0	1.2	0.3	-0.6
Human blood platelet and other blood services.....		621991-14	5.0	0.5	0.2	0.2	0.8	0.0
Human organ, bone, tissue, and other bank services.....		621991-2	4.6	-0.3	3.5	0.9	-0.7	-0.1
Other receipts.....		621991-SM	7.4	1.3	-0.1	0.3	0.3	1.9
Hospitals.....	622		2.4	0.3	-0.2	0.3	0.7	0.0
General medical and surgical hospitals.....	6221		2.6	0.4	-0.3	0.3	0.7	0.0

See footnotes at end of table.

Table 12. Producer price index percentage changes for the net output of selected industries and their products, not seasonally adjusted — Continued
[February 2023]

Title ¹	Industry code	Product code	Unadjusted 12-month percent change ²	Unadjusted 1-month percent change ²				
				Feb. 2022 to Feb. 2023 ^P	Sept. to Oct.	Oct. to Nov. ^P	Nov. to Dec. ^P	Dec. to Jan. ^P
General medical and surgical hospitals - Continued								
General medical and surgical hospitals.....	62211		2.6	0.4	-0.3	0.3	0.7	0.0
General medical and surgical hospitals.....	622110		2.6	0.4	-0.3	0.3	0.7	0.0
Primary services.....		622110-P	2.7	0.4	-0.3	0.3	0.7	0.0
Certain infectious and parasitic diseases.....		622110-201	-1.7	-1.3	-0.3	0.3	0.1	0.0
Neoplasms.....		622110-202	6.1	-0.3	0.0	1.9	1.7	0.7
Diseases of the blood & blood-forming organs & certain disorders involving the immune mechanism.....		622110-203	5.0	5.2	0.0	0.9	4.0	-3.2
Endocrine, nutritional and metabolic diseases.....		622110-204	4.6	0.2	-2.5	0.0	0.7	0.0
Mental and behavioural disorders.....		622110-205	1.0	0.4	0.0	-0.3	0.6	-1.6
Diseases of the nervous system.....		622110-206	0.8	2.1	0.0	0.0	-0.4	0.0
Diseases of the circulatory system.....		622110-209	1.9	1.3	0.3	0.2	0.3	0.0
Diseases of the respiratory system.....		622110-210	0.5	-0.2	0.1	-0.2	0.0	1.1
Diseases of the digestive system.....		622110-211	1.7	0.8	0.1	0.4	0.8	-1.3
Diseases of the skin and subcutaneous tissue.....		622110-212	0.6	0.8	0.0	1.9	-0.1	0.0
Diseases of the musculoskeletal system and connective tissue.....		622110-213	3.5	0.9	0.2	0.0	0.3	0.2
Diseases of the genitourinary system.....		622110-214	4.6	0.5	4.2	0.3	0.7	-0.3
Pregnancy, childbirth and the puerperium.....		622110-215	4.6	0.0	0.3	1.1	0.5	-0.3
Certain conditions originating in the perinatal period.....		622110-216	7.8	0.3	2.9	-0.7	0.0	0.0
Symptoms, signs and abnormal clinical and laboratory findings, not elsewhere classified.....		622110-218	4.5	-0.8	0.2	0.0	2.7	0.5
Injury, poisoning and certain other consequences of external causes.....		622110-219	1.2	0.0	-0.6	0.7	1.4	0.4
Factors influencing health status and contact with health services.....		622110-221	2.3	0.0	-3.2	-0.5	0.6	0.2
Other diseases.....		622110-223	3.1	0.1	0.0	-0.8	1.4	1.1
Psychiatric and substance abuse hospitals.....	6222		0.3	0.0	0.3	0.0	0.4	0.0
Psychiatric and substance abuse hospitals.....	62221		0.3	0.0	0.3	0.0	0.4	0.0
Psychiatric and substance abuse hospitals.....	622210		0.3	0.0	0.3	0.0	0.4	0.0
Primary services.....		622210-P	0.3	0.0	0.3	0.0	0.4	0.0
Psychiatric hospitals.....		622210-3	0.2	0.0	0.3	0.0	0.2	0.0
Medicare patients: psychiatric hospitals.....		622210-31	1.7	-0.8	1.2	-0.4	1.1	0.0
Medicaid patients: psychiatric hospitals.....		622210-32	1.4	0.0	0.8	0.2	0.0	0.0
Private insurance and all other patients: psychiatric hospitals.....		622210-33	-0.5	0.1	0.0	0.0	0.1	0.0
Other specialty hospitals.....	6223		-0.9	-0.6	0.1	0.1	-0.3	0.0
Other specialty hospitals.....	62231		-0.9	-0.6	0.1	0.1	-0.3	0.0
Other specialty hospitals.....	622310		-0.9	-0.6	0.1	0.1	-0.3	0.0
Primary services.....		622310-P	-0.5	0.0	0.1	0.1	-0.3	0.0
Specialty, except psychiatric and substance abuse, hospitals.....		622310-6	-0.5	0.0	0.1	0.1	-0.3	0.0
Medicare patients.....		622310-61	2.0	-0.5	0.2	0.8	0.4	0.0
Medicaid patients.....		622310-62	2.9	0.5	0.5	0.9	-1.4	0.0
Private insurance and all other patients.....		622310-63	-2.3	0.1	0.0	-0.4	-0.6	0.0
Nursing care facilities.....	6231		5.6	1.3	0.3	0.1	0.7	0.1
Nursing care facilities.....	62311		5.6	1.3	0.3	0.1	0.7	0.1
Nursing care facilities.....	623110		5.6	1.3	0.3	0.1	0.7	0.1
Primary services.....		623110-P	5.8	1.3	0.3	0.1	0.7	0.1
Medicare and Medicaid patients.....		623110-1	5.9	1.7	0.3	0.0	1.0	-0.2
Medicaid patients.....		623110-101	9.2	1.1	0.4	0.0	1.7	-0.3
Medicare patients.....		623110-102	0.8	2.6	0.0	0.0	0.0	0.0
Private insurance and all other patients.....		623110-3	5.7	0.9	0.3	0.3	0.3	0.4
Private insurance patients.....		623110-301	-0.5	0.0	0.0	0.0	0.0	0.0
All other patients.....		623110-302	6.9	1.0	0.4	0.3	0.4	0.4
Residential developmental disability homes.....	62321		6.3	0.2	0.0	-0.1	2.2	0.0
Residential developmental disability homes.....	623210		6.3	0.2	0.0	-0.1	2.2	0.0
Primary services.....		623210-P	6.7	0.2	0.0	-0.1	2.5	0.0
Residential intellectual and developmental disability services.....		623210-1	6.7	0.2	0.0	-0.1	2.5	0.0
Medicaid patients.....		623210-11	6.1	0.2	0.0	-0.1	0.6	0.0
Non-Medicaid patients.....		623210-12	9.5	0.0	0.0	0.0	11.6	0.0
Amusement and theme parks.....	7131		7.4	1.8	1.4	1.1	0.1	1.3
Amusement and theme parks.....	71311		7.4	1.8	1.4	1.1	0.1	1.3
Amusement and theme parks.....	713110		7.4	1.8	1.4	1.1	0.1	1.3
Primary services.....		713110-P	7.8	2.2	1.6	1.2	0.2	1.4

See footnotes at end of table.

Table 12. Producer price index percentage changes for the net output of selected industries and their products, not seasonally adjusted — Continued
[February 2023]

Title ¹	Industry code	Product code	Unadjusted 12-month percent change ²	Unadjusted 1-month percent change ²				
				Feb. 2022 to Feb. 2023 ^P	Sept. to Oct.	Oct. to Nov. ^P	Nov. to Dec. ^P	Dec. to Jan. ^P
Amusement and theme parks - Continued								
Amusement and theme park admissions.....		713110-1	10.7	2.9	2.4	2.5	-2.0	2.7
Amusement and theme park food and beverage sales.....		713110-2	9.4	-0.1	0.0	-1.8	6.9	0.0
Amusement and theme park merchandise sales, games, and other services.....		713110-3	-14.8	2.0	0.3	-0.3	-1.0	-11.4
Other receipts.....		713110-SM	2.6	-1.4	0.1	0.2	-0.9	-0.6
Golf courses and country clubs.....	71391		9.2	0.3	1.2	0.9	5.1	0.2
Golf courses and country clubs.....	713910		9.2	0.3	1.2	0.9	5.1	0.2
Primary services.....		713910-P	9.6	0.3	1.4	1.0	5.1	0.2
Membership dues and fees.....		713910-1	10.6	-0.1	0.1	0.1	7.8	0.0
Greens and guest fees.....		713910-2	4.2	0.2	6.3	4.3	1.5	1.0
Food and beverage sales.....		713910-3	11.6	1.2	0.1	0.0	3.6	0.0
Equipment rentals and all other golf services.....		713910-4	9.7	0.1	-0.7	0.0	0.0	0.0
Fitness and recreational sports centers.....	71394		6.1	1.0	0.0	0.2	2.1	0.5
Fitness and recreational sports centers.....	713940		6.1	1.0	0.0	0.2	2.1	0.5
Primary services.....		713940-P	4.6	0.9	0.0	0.0	2.3	0.6
Fitness and recreational facility memberships.....		713940-1	5.0	0.9	0.0	0.0	2.1	0.8
Recreational facility admissions, classes, and other fitness center services.....		713940-2	3.6	0.9	0.0	0.0	2.6	0.0
Other receipts.....		713940-SM	10.1	1.2	0.0	0.9	0.7	0.0
Accommodation.....	721		7.8	3.2	-1.8	0.1	-1.0	1.6
Accommodation.....	7211		7.8	3.2	-1.8	0.1	-1.0	1.6
Hotels (exc casino hotels) and motels.....	72111		9.4	3.8	-0.8	0.3	-1.6	2.1
Hotels and motels, except casino hotels.....	721110		9.4	3.8	-0.8	0.3	-1.6	2.1
Primary services.....		721110-P	9.6	3.9	-0.8	0.3	-1.6	2.2
Guestroom rental.....		721110-1	10.5	5.0	-1.1	0.4	-2.3	2.7
Limited service hotels and motels guestroom rental.....		721110-101	9.3	-1.3	-3.2	-0.9	-4.9	11.0
Full service hotels and motels guestroom rental.....		721110-102	23.0	3.3	-5.5	-4.0	-3.3	1.7
Luxury and resort hotels guestroom rental.....		721110-103	1.7	8.1	3.4	4.3	0.5	-0.4
Hotel and motel food and beverage and related services.....		721110-2	5.8	-0.2	0.4	0.1	0.0	0.1
Hotel and motel food and nonalcoholic beverage and related services.....		721110-201	5.6	-0.2	0.5	0.1	0.0	0.1
Hotel and motel alcoholic beverage and related services.....		721110-202	6.5	0.0	0.0	0.2	0.0	0.0
Other hotel and motel services.....		721110-5	9.8	0.3	-0.8	-0.1	4.0	0.4
Other receipts.....		721110-SM1	-4.6	-6.1	1.7	1.6	-3.3	-1.9
Casino hotels.....	72112		3.3	1.6	-4.4	-0.3	0.8	0.1
Casino hotels.....	721120		3.3	1.6	-4.4	-0.3	0.8	0.1
Primary services.....		721120-P	3.4	1.6	-4.4	-0.3	0.7	0.3
Casino hotel guestroom rental.....		721120-1	4.8	9.5	-10.3	-2.5	-2.5	-0.1
Casino hotel food and beverage and related services.....		721120-2	9.2	1.0	0.1	-0.4	0.3	0.3
Casino hotel food and nonalcoholic beverage and related services.....		721120-201	7.3	1.5	0.2	-0.7	0.0	0.4
Casino hotel alcoholic beverage and related services.....		721120-202	12.8	0.0	0.0	0.0	0.7	0.0
Casino gaming receipts.....		721120-5	1.5	-0.2	-4.3	0.3	1.7	0.4
Other casino hotel services.....		721120-6	4.7	0.0	0.0	0.0	2.6	0.0
Other receipts.....		721120-SM1	-7.5	-0.7	0.3	0.2	14.2	-15.2
Commercial machinery repair and maintenance.....	8113		9.9	2.1	0.1	0.0	0.0	0.0
Commercial machinery repair and maintenance.....	81131		9.9	2.1	0.1	0.0	0.0	0.0
Commercial machinery repair and maintenance.....	811310		9.9	2.1	0.1	0.0	0.0	0.0
Primary services.....		811310-P	7.5	1.2	0.1	0.0	0.0	0.0
Maintenance and repair services for agricultural, construction, and mining machinery.....		811310-5	15.5	4.8	0.1	0.0	0.0	0.0
Maintenance and repair services for commercial and service industry machinery.....		811310-6	8.7	0.0	0.4	0.0	0.0	0.0
Maintenance and repair services for industrial machinery.....		811310-7	2.4	0.0	0.0	0.0	0.0	0.0
Maintenance and repair services for general purpose machinery.....		811310-8	6.1	0.2	0.0	0.0	0.0	0.0
Other receipts.....		811310-SM	15.5	4.2	0.0	0.0	0.2	0.0
Special indexes								
New nonresidential building construction by contractor type/region.....	236400		17.3	2.7	0.1	0.1	2.2	0.1
General contractors.....		236400-1	16.4	2.3	0.1	0.0	1.9	0.0
General contractors, Northeast.....		236400-11	12.3	2.6	-0.1	-0.3	0.8	0.1
General contractors, South.....		236400-12	18.3	2.6	0.0	0.0	2.7	0.0
General contractors, Midwest.....		236400-13	13.4	2.0	0.0	0.3	0.7	-0.1
General contractors, West.....		236400-14	18.8	1.8	0.4	0.0	2.3	0.0
Plumbing, heating, and air conditioning contractors.....		236400-221	20.5	6.1	0.6	0.8	1.2	0.4

See footnotes at end of table.

Table 12. Producer price index percentage changes for the net output of selected industries and their products, not seasonally adjusted — Continued
 [February 2023]

Title ¹	Industry code	Product code	Unadjusted 12-month percent change ²	Unadjusted 1-month percent change ²				
				Feb. 2022 to Feb. 2023 ^p	Sept. to Oct.	Oct. to Nov. ^p	Nov. to Dec. ^p	Dec. to Jan. ^p
New nonresidential building construction by contractor type/region - Continued								
Plumbing, heating, and air conditioning contractors, Northeast.....		236400-2211	25.3	4.6	0.0	2.3	1.3	0.3
Plumbing, heating, and air conditioning contractors, South.....		236400-2212	22.8	7.4	0.0	0.1	1.5	0.5
Plumbing, heating, and air conditioning contractors, Midwest.....		236400-2213	21.2	6.8	0.4	0.0	0.7	0.4
Plumbing, heating, and air conditioning contractors, West.....		236400-2214	11.8	5.0	2.3	1.1	1.3	0.4
Electrical contractors.....		236400-222	28.5	1.7	0.0	-0.2	9.9	0.3
Electrical contractors, Northeast.....		236400-2221	28.1	1.3	0.6	0.2	8.0	0.5
Electrical contractors, South.....		236400-2222	30.0	1.9	0.2	0.1	11.1	0.2
Electrical contractors, Midwest.....		236400-2223	24.9	1.5	-0.4	-1.3	9.4	0.2
Electrical contractors, West.....		236400-2224	29.8	1.8	-0.6	0.0	10.3	0.2
Roofing contractors.....		236400-223	31.0	0.7	0.0	0.0	6.5	0.2
Roofing contractors, Northeast.....		236400-2231	23.9	1.8	0.0	0.0	6.8	0.0
Roofing contractors, South.....		236400-2232	-	-	-	0.0	8.0	-
Roofing contractors, Midwest.....		236400-2233	24.9	1.1	0.0	0.0	4.1	0.1
Roofing contractors, West.....		236400-2234	25.7	0.1	0.0	0.0	7.2	0.2
Poured concrete foundation and structure contractors.....		236400-224	7.9	1.1	0.1	0.0	-0.9	0.1
Poured concrete foundation and structure contractors, Northeast.....		236400-2241	3.4	1.2	-0.1	0.3	-1.1	0.0
Poured concrete foundation and structure contractors, South.....		236400-2242	6.5	0.9	0.1	0.0	-1.4	-0.2
Poured concrete foundation and structure contractors, Midwest.....		236400-2243	9.9	1.3	0.4	0.0	-1.1	0.6
Poured concrete foundation and structure contractors, West.....		236400-2244	10.5	1.0	0.0	0.0	0.0	0.0
New nonresidential building construction by region.....	236500		17.7	2.6	0.1	0.1	2.3	0.1
New nonresidential building construction, Northeast.....		236500-1	16.9	2.4	0.1	0.3	1.5	0.2
New nonresidential building construction, South.....		236500-2	18.8	2.7	0.0	0.0	3.0	0.2
New nonresidential building construction, Midwest.....		236500-3	15.9	2.4	0.0	-0.1	1.5	0.0
New nonresidential building construction, West.....		236500-4	18.1	2.6	0.3	0.1	2.6	0.1
Nonresidential building maintenance & repair.....	2381MR		5.5	0.6	0.1	0.0	0.7	0.4
General medical and surgical hospitals by patient type.....	62211A							
Medicare patients.....		62211A-2	1.1	1.9	0.1	0.2	1.0	-0.2
Medicaid patients.....		62211A-4	1.1	-0.1	0.0	0.0	0.1	0.0
Private insurance and all other patients.....		62211A-6	3.7	-0.4	-0.2	0.5	0.7	0.2
Private insurance patients.....		62211A-61	4.6	-0.5	-0.4	0.5	0.6	0.2
All other patients.....		62211A-62	-0.2	0.0	0.5	0.3	1.5	0.6
Premiums for property and casualty insurance ³	924126		3.8	0.0	0.1	1.0	0.8	0.0
Primary services.....		924126-P	3.8	0.0	0.1	1.0	0.8	0.0
Premiums for private passenger auto insurance.....		924126-1	7.1	0.3	0.1	1.6	1.8	0.1
Premiums for homeowner's insurance.....		924126-2	1.4	-0.9	0.3	0.5	-0.1	0.0
Premiums for commercial auto insurance.....		924126-3	0.8	0.0	0.1	0.0	-0.1	0.1
Premiums for non-auto liability insurance.....		924126-4	0.6	0.0	0.0	0.0	0.2	0.0
Premiums for medical malpractice insurance.....		924126-402	0.5	-0.1	0.0	0.0	0.6	0.0
Premiums for product and other non-auto liability insurance.....		924126-403	0.7	0.0	0.0	0.0	0.1	0.0
Premiums for commercial multiple peril insurance.....		924126-5	3.8	0.0	0.1	2.5	0.3	0.0
Premiums for worker's compensation insurance.....		924126-6	-1.4	0.0	-0.7	0.0	-0.5	0.0
Premiums for other property and casualty insurance.....		924126-7	0.4	0.0	0.1	0.0	0.1	0.1

¹ Industry and product class indexes may include products not shown separately.

² All indexes are subject to revision for 4 months after their originally scheduled publication to incorporate late reports and corrections by survey respondents.

³ The special index for 924126, in which prices reflect premiums only, contrasts with the index shown elsewhere in this table for NAICS 524126, where prices reflect premiums plus the amount of investment income earned on the invested portion of the premium.

^p Preliminary

"-" Data not available.

n.e.c. = Not elsewhere classified.

NOTE: Titles of some industries and products are not shown in this table because they fail to meet our publication criteria.

Table 13. Producer price indexes and percentage changes for special commodity groupings, not seasonally adjusted

[February 2023, Index base 1982=100, unless otherwise indicated]

Title	Other index base	Commodity code		Unadjusted index ¹					Unadjusted 1-month percent change ¹	Unadjusted 12-month percent change ¹
		Group code	Item code	Oct. 2022	Nov. 2022 ^p	Dec. 2022 ^p	Jan. 2023 ^p	Feb. 2023 ^p	Jan. to Feb. ^p	Feb. 2022 to Feb. 2023 ^p
All commodities except farm products.....		SI	006111	265.975	263.281	257.812	260.680	259.665	-0.4	2.3
Industrial commodities less fuels.....		ILF	T15M05	255.891	255.729	255.389	257.055	257.811	0.3	2.6
Construction materials.....		SI	012011	333.796	330.489	326.590	327.395	330.542	1.0	-3.8
Chemicals and allied products, including synthetic rubber and synthetic fibers and yarns.....		SI	020011	352.599	349.392	346.927	348.238	347.224	-0.3	0.5
Lumber and plywood.....		SI	004011	289.395	281.713	271.104	269.308	271.693	0.9	-34.1
Foods										
All foods.....		SI	013011	269.047	277.044	275.140	270.259	262.742	-2.8	6.3
Apples.....	06/08	SI	01102A	143.053	150.949	154.282	162.795	163.996	0.7	33.9
Berries.....	06/08	SI	01102B	152.292	236.899	163.355	187.858	140.552	-25.2	-31.2
Processed foods.....		SI	095011	263.521	265.373	263.046	264.288	261.686	-1.0	4.7
Textiles										
Selected textile mill products.....		SI	134011	198.455	199.366	197.719	198.272	198.786	0.3	4.3
Hosiery.....		SI	092011	184.186	184.186	184.186	183.777	183.777	0.0	2.9
Underwear and nightwear.....		SI	094011	158.769	158.769	158.769	158.769	158.769	0.0	0.5
Metals										
Steel mill products, including fabricated wire products.....		SI	STEEL1	341.153	330.949	320.171	312.994	320.355	2.4	-20.0
Finished steel mill products, excluding fabricated wire products.....		SI	STEEL2	327.384	316.323	305.571	296.582	304.239	2.6	-23.2
Finished steel mill products, including fabricated wire products.....		SI	STEEL3	332.436	321.747	311.298	302.838	309.870	2.3	-21.9
Special metals and metal products.....		SI	018011	241.834	241.620	241.488	242.923	244.644	0.7	-1.4
Fabricated metal products.....		SI	017011	282.580	282.513	282.118	282.193	283.173	0.3	4.6
Copper and copper products.....		SI	019011	472.724	507.458	504.373	525.191	535.233	1.9	-3.2
Machinery										
Machinery and motive products.....		SI	093011	182.447	182.838	183.285	184.842	185.245	0.2	6.2
Machinery and equipment, except electrical.....		SI	089011	201.228	201.893	202.323	205.130	205.887	0.4	9.2
Agricultural machinery, including tractors.....		SI	024011	329.336	329.027	329.014	328.539	326.703	-0.6	10.2
Metalworking machinery.....		SI	021011	236.041	236.551	236.572	236.802	238.060	0.5	6.2
Total tractors.....		SI	023011	274.120	272.176	272.176	283.276	285.761	0.9	10.8
Agriculture machinery and equipment, less parts.....		SI	021012	324.733	324.429	324.416	323.948	322.137	-0.6	10.2
Agricultural machinery, excluding tractors.....		SI	024012	339.654	339.453	339.316	338.902	337.616	-0.4	9.7
Medical										
Pharmaceutical preparations for human and veterinary use.....		SI	070011	840.916	841.013	837.713	853.496	857.214	0.4	2.5
Pharmaceuticals for human use, prescription.....	06/01	SI	07003	309.126	309.093	309.014	314.889	315.284	0.1	2.7
Pharmaceuticals for human use, non-prescription.....	06/01	SI	07006	141.385	141.385	141.401	141.368	141.620	0.2	1.8
Health care services, Medicare patients.....	06/14	SI	HCARE1	114.079	114.183	114.287	113.806	113.755	0.0	-0.2
Health care services, Medicaid patients.....	06/14	SI	HCARE2	114.743	115.445	115.442	115.929	115.883	0.0	3.9
Health care services, private insurance patients.....	06/14	SI	HCARE3	121.621	121.747	121.975	123.172	123.873	0.6	4.1
Health care services, all other patients.....	06/14	SI	HCARE4	123.409	123.651	123.810	124.693	126.037	1.1	2.3

¹ All indexes are subject to revision for 4 months after their originally scheduled publication to incorporate late reports and corrections by survey respondents.

p Preliminary

NOTE: See next page for content of indexes on this table.

Table 13 commodity groupings include the following items:

All commodities except farm products: 02 through 15

Industrial commodities less fuels: 03, 04, and 06 through 15

Construction materials: 062101, 0721, 081105, 081106, 081107, 081203, 081204, 082, 0831, 0835, 086, 092, 101502, 101703, 101704, 10250163, 104101, 105, 106, 1071, 107301, 1074051, 107411, 10830225, 1142, 1147, 11490205, 11710143, 11710144, 11710147, 11710216, 11710217, 123101, 1232, 131108, 1321, 1322, 133, 134, 1361, 1362, 137, 1392, 1394, and 139501

Chemicals and allied products, including synthetic rubber and synthetic fibers: 031, 06 less 064, and 071102

Lumber and plywood: 081 and 083

All foods: 011, 017, and 02 less 0261, 0262, and 029

Apples: 01110208, 01110209, 01110211, 01110215, 01110216, 01110220, 01110229, 01110230

Berries: 01110222, 01110224, 01110225, 01110226, 01110227

Processed foods: 02 less 0261, 0262, and 029

Selected textile mill products: 0327, 03370104, 034, 038108083, 03820312, 038303214, 038303216, and 1231

Hosiery: 03810831

Underwear and nightwear: 03810647, 03810761, 038308083

Steel mill products, including fabricated wire products: 1017 and 1088

Finished steel mill products, excluding fabricated wire products: 101703, 101704, 101705, 101706, 101706, 101707, and 101708

Finished steel mill products, including fabricated wire products: 101703, 101704, 101705, 101706, 101706, 101707, 101708, and 1088

Special metals and metal products: 10, 111, and 141

Fabricated metal products: 103 through 108

Copper and copper products: 10210201, 10220131, 102301, 102403, 102502, 10260314, and 102807013

Machinery and motive products: 11 and 14

Machinery and equipment except electrical: 111, 112, 113, 114, 115, 116, 118, and 119

Agriculture machinery, including tractors: 1114 less 111409

Metalworking machinery: 113A, 1132, 113304, 1137, and 1138

Total tractors: 111410 and 112A less 112A03

Agricultural machinery and equipment, less parts (old commodity code 111): 111 less 111409

Agricultural machinery, excluding tractors (old commodity code 1112): 1114 less 111403

Pharmaceutical preparations for human and veterinary use: 0634 and 0638

Pharmaceuticals for human use, prescription: prescription pharmaceutical price quotes from 0638

Pharmaceuticals for human use, non-prescription: non-prescription pharmaceutical price quotes from 0638

Health care services, Medicare patients: Medicare price quotes from 511 and 512

Health care services, Medicaid patients: Medicaid price quotes from 511 and 512

Health care services, private insurance patients: Private insurance price quotes from 511 and 512

Health care services, all other patients: Price quotes from 511 and 512, less Medicare, Medicaid, and private insurance

Note: Weights for the above components are those used for the comprehensive All commodities index.

Table 14. Producer price indexes and percentage changes for net inputs to industries, excluding capital investment, labor, and imports; not seasonally adjusted
 [February 2023, Index base December 2014=100, unless otherwise indicated]

Title	Other index base	Commodity code		Unadjusted index ¹					Unadjusted 1-month percent change ¹	Unadjusted 12-month percent change ¹
		Group code	Item code	Oct. 2022	Nov. 2022 ^P	Dec. 2022 ^P	Jan. 2023 ^P	Feb. 2023 ^P	Jan. to Feb. ^P	Feb. 2022 to Feb. 2023 ^P
Construction										
Inputs to construction industries, excluding capital investment, labor, and imports.....		IP	230000	150.587	150.079	146.246	148.022	148.531	0.3	0.3
Inputs to construction industries, goods.....	06/86	IP	2300001	324.231	321.550	312.609	317.583	318.839	0.4	2.6
Inputs to construction industries, energy.....		IP	23000012	179.823	170.312	135.442	146.017	148.121	1.4	0.4
Inputs to construction industries, goods less foods and energy....		IP	23000013	149.816	149.529	148.946	150.364	150.786	0.3	2.9
Inputs to construction industries, services.....		IP	2300002	146.824	147.582	144.387	145.074	145.423	0.2	-3.5
Inputs to construction industries, trade services ²		IP	23000021	155.839	156.298	150.912	151.704	151.791	0.1	-8.8
Inputs to construction industries, transportation and warehousing services.....		IP	23000022	143.598	144.774	142.843	138.001	136.845	-0.8	-0.2
Inputs to construction industries, services less trade, transportation, and warehousing.....		IP	23000023	125.587	126.714	127.263	130.175	131.495	1.0	8.8
New construction										
Inputs to new construction, excluding capital investment, labor, and imports.....		IP	231000	151.138	150.622	146.947	148.782	149.290	0.3	0.7
Inputs to new construction, goods.....	06/86	IP	2310001	324.150	321.547	312.949	318.068	319.288	0.4	2.7
Inputs to new construction, energy.....		IP	23100012	178.648	168.800	134.372	146.663	148.424	1.2	1.3
Inputs to new construction, goods less foods and energy.....		IP	23100013	150.621	150.369	149.753	151.124	151.575	0.3	2.9
Inputs to new construction, services.....		IP	2310002	146.908	147.637	144.654	145.361	145.736	0.3	-2.7
Inputs to new construction, trade services ²		IP	23100021	156.604	156.980	151.673	152.531	152.700	0.1	-8.1
Inputs to new construction, transportation and warehousing services.....		IP	23100022	143.598	144.774	142.843	138.001	136.845	-0.8	-0.2
Inputs to new construction, services less trade, transportation, and warehousing.....		IP	23100023	125.736	126.830	127.334	130.135	131.354	0.9	8.3
Inputs to residential construction industries, excluding capital investment, labor, and imports.....		IP	231100	147.976	147.686	143.909	145.555	146.042	0.3	-2.2
Inputs to residential construction industries, goods.....	06/86	IP	2311001	315.505	313.219	305.975	310.679	311.961	0.4	2.8
Inputs to residential construction industries, energy.....		IP	23110012	167.047	158.341	127.813	137.568	139.336	1.3	1.2
Inputs to residential construction industries, goods less foods and energy.....		IP	23110013	148.901	148.587	147.890	149.403	149.903	0.3	3.0
Inputs to residential construction industries, services.....		IP	2311002	145.416	146.056	141.896	142.668	142.974	0.2	-7.7
Inputs to residential construction industries, trade services ²		IP	23110021	151.482	151.875	145.873	146.773	146.879	0.1	-12.5
Inputs to residential construction industries, transportation and warehousing services.....		IP	23110022	143.598	144.774	142.843	138.001	136.845	-0.8	-0.2
Inputs to residential construction industries, services less trade, transportation, and warehousing.....		IP	23110023	128.199	129.374	129.856	132.764	134.067	1.0	8.8
Inputs to single family residential construction, excluding capital investment, labor, and imports.....		IP	231110	146.737	146.437	142.881	144.305	144.723	0.3	-3.0
Inputs to single family residential construction, goods.....		IP	2311101	147.694	146.599	143.715	145.649	146.153	0.3	1.8
Inputs to single family residential construction, energy.....		IP	23111012	170.271	161.458	131.256	141.167	142.878	1.2	1.6
Inputs to single family residential construction, goods less foods and energy.....		IP	23111013	149.316	148.778	147.890	149.293	149.721	0.3	1.9
Inputs to single family residential construction, services.....		IP	2311102	145.413	145.982	141.699	142.397	142.692	0.2	-7.9
Inputs to single family residential construction, trade services ²		IP	23111021	151.178	151.463	145.588	146.510	146.597	0.1	-12.0
Inputs to single family residential construction, transportation and warehousing services.....		IP	23111022	143.598	144.774	142.843	138.001	136.845	-0.8	-0.2
Inputs to single family residential construction, services less trade, transportation, and warehousing.....		IP	23111023	129.977	131.411	132.119	135.205	136.787	1.2	9.8
Inputs to multifamily residential construction, excluding capital investment, labor, and imports.....		IP	231120	148.570	148.470	144.842	146.111	146.480	0.3	-3.1
Inputs to multifamily residential construction, goods.....		IP	2311201	150.790	150.006	147.222	148.841	149.355	0.3	3.3
Inputs to multifamily residential construction, energy.....		IP	23112012	173.735	164.991	134.339	144.302	146.088	1.2	2.2
Inputs to multifamily residential construction, goods less foods and energy.....		IP	23112013	151.114	151.019	150.649	151.611	152.028	0.3	3.4
Inputs to multifamily residential construction, services.....		IP	2311202	146.151	146.773	142.255	143.045	143.217	0.1	-9.3
Inputs to multifamily residential construction, trade services ²		IP	23112021	152.105	152.488	145.872	146.900	146.800	-0.1	-14.5
Inputs to multifamily residential construction, transportation and warehousing services.....		IP	23112022	143.598	144.774	142.843	138.001	136.845	-0.8	-0.2
Inputs to multifamily residential construction, services less trade, transportation, and warehousing.....		IP	23112023	122.126	123.172	123.793	126.408	127.562	0.9	8.1
Inputs to other residential construction, excluding capital investment, labor, and imports.....		IP	231130	146.818	146.513	142.717	144.393	144.931	0.4	-1.6
Inputs to other residential construction, goods.....		IP	2311301	148.564	147.471	143.783	146.029	146.680	0.4	3.1
Inputs to other residential construction, energy.....		IP	23113012	168.248	159.457	128.367	138.204	140.020	1.3	1.0
Inputs to other residential construction, goods less foods and energy.....		IP	23113013	146.318	146.095	145.503	146.927	147.452	0.4	3.3
Inputs to other residential construction, services.....		IP	2311302	144.689	145.318	141.395	142.233	142.605	0.3	-7.0
Inputs to other residential construction, trade services ²		IP	23113021	152.133	152.554	146.541	147.407	147.598	0.1	-12.3

See footnotes at end of table.

Table 14. Producer price indexes and percentage changes for net inputs to industries, excluding capital investment, labor, and imports; not seasonally adjusted — Continued
 [February 2023, Index base December 2014=100, unless otherwise indicated]

Title	Other index base	Commodity code		Unadjusted index ¹					Unadjusted 1-month percent change ¹	Unadjusted 12-month percent change ¹	
		Group code	Item code	Oct. 2022	Nov. 2022 ^P	Dec. 2022 ^P	Jan. 2023 ^P	Feb. 2023 ^P	Jan. to Feb. ^P	Feb. 2022 to Feb. 2023 ^P	
Inputs to other residential construction, transportation and warehousing services.....		IP	23113022	143.598	144.774	142.843	138.001	136.845	-0.8	-0.2	
Inputs to other residential construction, services less trade, transportation, and warehousing.....		IP	23113023	119.708	120.603	120.978	123.524	124.607	0.9	8.2	
Inputs to nonresidential construction, excluding capital investment, labor, and imports.....	06/10	IP	231200	150.878	150.294	146.949	148.681	149.279	0.4	2.7	
Inputs to nonresidential construction, goods.....		IP	2312001	163.240	162.008	157.689	160.054	160.683	0.4	2.8	
Inputs to nonresidential construction, energy.....		IP	23120012	179.465	169.968	135.103	145.660	147.766	1.4	0.3	
Inputs to nonresidential construction, goods less foods and energy.....		IP	23120013	150.253	150.057	149.552	150.846	151.268	0.3	3.1	
Inputs to nonresidential construction, services.....		IP	2312002	146.624	147.315	145.529	146.193	146.813	0.4	2.7	
Inputs to nonresidential construction, trade services ²		IP	23120021	163.543	163.715	159.785	160.655	161.409	0.5	-0.4	
Inputs to nonresidential construction, transportation and warehousing services.....		IP	23120022	143.598	144.774	142.843	138.001	136.845	-0.8	-0.2	
Inputs to nonresidential construction, services less trade, transportation, and warehousing.....		IP	23120023	119.561	120.521	120.980	123.516	124.648	0.9	8.3	
Inputs to commercial and healthcare structures, excluding capital investment, labor, and imports.....		06/10	IP	231210	151.961	151.552	149.300	150.681	151.209	0.4	3.5
Inputs to commercial and healthcare structures, goods.....			IP	2312101	165.034	164.151	161.408	163.128	163.689	0.3	3.3
Inputs to commercial and healthcare structures, energy.....	IP		23121012	172.452	163.484	132.309	142.369	144.160	1.3	1.3	
Inputs to commercial and healthcare structures, goods less foods and energy.....	IP		23121013	152.460	152.239	151.794	152.788	153.219	0.3	3.4	
Inputs to commercial and healthcare structures, services.....	IP		2312102	148.344	149.031	147.567	148.378	148.929	0.4	4.0	
Inputs to commercial and healthcare structures, trade services ²	IP		23121021	167.387	167.209	163.801	165.403	165.945	0.3	1.9	
Inputs to commercial and healthcare structures, transportation and warehousing services.....	IP		23121022	143.598	144.774	142.843	138.001	136.845	-0.8	-0.2	
Inputs to commercial and healthcare structures, services less trade, transportation, and warehousing.....	IP		23121023	119.950	121.170	121.824	124.584	125.870	1.0	9.3	
Inputs to commercial structures, excluding capital investment, labor, and imports.....	06/10		IP	231211	152.496	152.078	149.830	151.241	151.790	0.4	3.8
Inputs to commercial structures, goods.....			IP	2312111	152.318	151.484	148.931	150.503	151.026	0.3	3.5
Inputs to commercial structures, energy.....		IP	23121112	172.828	163.837	132.401	142.483	144.299	1.3	1.3	
Inputs to commercial structures, goods less foods and energy.....		IP	23121113	152.883	152.643	152.202	153.179	153.616	0.3	3.7	
Inputs to commercial structures, services.....		IP	2312112	149.085	149.804	148.440	149.388	149.994	0.4	4.7	
Inputs to commercial structures, trade services ²		IP	23121121	168.298	168.173	164.879	166.757	167.445	0.4	3.4	
Inputs to commercial structures, transportation and warehousing services.....		IP	23121122	143.598	144.774	142.843	138.001	136.845	-0.8	-0.2	
Inputs to commercial structures, services less trade, transportation, and warehousing.....		IP	23121123	123.545	124.756	125.377	128.100	129.356	1.0	8.9	
Inputs to healthcare structures, excluding capital investment, labor, and imports.....		06/10	IP	231212	151.713	151.268	148.948	150.293	150.755	0.3	2.9
Inputs to healthcare structures, goods.....			IP	2312121	151.575	150.691	148.131	149.799	150.246	0.3	3.0
Inputs to healthcare structures, energy.....	IP		23121212	171.650	162.768	132.232	142.221	143.956	1.2	1.6	
Inputs to healthcare structures, goods less foods and energy.....	IP		23121213	152.061	151.761	151.252	152.337	152.697	0.2	3.1	
Inputs to healthcare structures, services.....	IP		2312122	148.685	149.356	147.694	148.203	148.691	0.3	2.6	
Inputs to healthcare structures, trade services ²	IP		23121221	164.874	164.745	161.141	162.133	162.469	0.2	-0.7	
Inputs to healthcare structures, transportation and warehousing services.....	IP		23121222	143.598	144.774	142.843	138.001	136.845	-0.8	-0.2	
Inputs to healthcare structures, services less trade, transportation, and warehousing.....	IP		23121223	121.046	122.298	123.029	125.808	127.205	1.1	9.5	
Inputs to industrial structures, excluding capital investment, labor, and imports.....	06/10		IP	231220	149.075	148.760	146.027	147.958	148.490	0.4	4.5
Inputs to industrial structures, goods.....			IP	2312201	156.758	156.048	152.855	155.036	155.521	0.3	4.7
Inputs to industrial structures, energy.....		IP	23122012	176.416	167.157	133.869	144.204	146.177	1.4	0.8	
Inputs to industrial structures, goods less foods and energy.....		IP	23122013	144.900	145.032	144.845	146.127	146.443	0.2	5.1	
Inputs to industrial structures, services.....		IP	2312202	148.782	149.364	147.395	148.988	149.686	0.5	3.9	
Inputs to industrial structures, trade services ²		IP	23122021	165.672	166.012	161.494	165.170	166.064	0.5	3.2	
Inputs to industrial structures, transportation and warehousing services.....		IP	23122022	143.598	144.774	142.843	138.001	136.845	-0.8	-0.2	
Inputs to industrial structures, services less trade, transportation, and warehousing.....		IP	23122023	120.985	121.492	121.744	124.201	125.370	0.9	6.7	
Inputs to other nonresidential construction, excluding capital investment, labor, and imports.....		06/10	IP	231230	150.436	149.829	146.187	147.951	148.538	0.4	2.5
Inputs to other nonresidential construction, goods.....			IP	2312301	162.346	161.059	156.303	158.788	159.389	0.4	2.6
Inputs to other nonresidential construction, energy.....	IP		23123012	175.126	166.736	134.616	143.847	145.750	1.3	1.4	
Inputs to other nonresidential construction, goods less foods and energy.....	IP		23123013	149.571	149.387	148.866	150.261	150.644	0.3	2.8	
Inputs to other nonresidential construction, services.....	IP		2312302	145.717	146.413	144.565	145.099	145.730	0.4	2.2	
Inputs to other nonresidential construction, trade services ²	IP	23123021	162.239	162.486	158.475	158.923	159.718	0.5	-1.3		

See footnotes at end of table.

Table 14. Producer price indexes and percentage changes for net inputs to industries, excluding capital investment, labor, and imports; not seasonally adjusted — Continued
 [February 2023, Index base December 2014=100, unless otherwise indicated]

Title	Other index base	Commodity code		Unadjusted index ¹					Unadjusted 1-month percent change ¹	Unadjusted 12-month percent change ¹
		Group code	Item code	Oct. 2022	Nov. 2022 ^P	Dec. 2022 ^P	Jan. 2023 ^P	Feb. 2023 ^P	Jan. to Feb. ^P	Feb. 2022 to Feb. 2023 ^P
Inputs to other nonresidential construction, transportation and warehousing services.....		IP	23123022	143.598	144.774	142.843	138.001	136.845	-0.8	-0.2
Inputs to other nonresidential construction, services less trade, transportation, and warehousing.....		IP	23123023	119.295	120.218	120.645	123.112	124.196	0.9	8.1
Inputs to highways and streets, excluding capital investment, labor, and imports.....		IP	231231	147.588	146.912	143.198	145.288	145.927	0.4	3.5
Inputs to highways and streets, goods.....		IP	2312311	148.251	147.054	142.668	145.311	145.899	0.4	3.6
Inputs to highways and streets, energy.....		IP	23123112	183.211	173.432	136.608	147.429	149.702	1.5	-0.2
Inputs to highways and streets, goods less foods and energy....		IP	23123113	147.322	147.197	146.863	148.587	148.987	0.3	4.1
Inputs to highways and streets, services.....		IP	2312312	143.470	144.251	142.460	143.018	143.787	0.5	3.5
Inputs to highways and streets, trade services ²		IP	23123121	162.437	162.783	158.757	159.431	160.649	0.8	1.0
Inputs to highways and streets, transportation and warehousing services.....		IP	23123122	140.588	141.740	139.850	135.109	133.977	-0.8	-0.2
Inputs to highways and streets, services less trade, transportation, and warehousing.....		IP	23123123	118.352	119.380	119.926	122.500	123.624	0.9	8.9
Inputs to power and communication structures, excluding capital investment, labor, and imports.....		IP	231232	148.753	148.148	143.922	145.680	146.416	0.5	2.0
Inputs to power and communication structures, goods.....		IP	2312321	154.920	153.502	147.330	149.829	150.598	0.5	1.8
Inputs to power and communication structures, energy.....		IP	23123212	167.660	160.309	132.299	140.881	142.819	1.4	3.9
Inputs to power and communication structures, goods less foods and energy.....		IP	23123213	150.896	151.002	150.444	151.523	152.018	0.3	1.4
Inputs to power and communication structures, services.....		IP	2312322	140.150	140.690	139.199	139.935	140.626	0.5	2.4
Inputs to power and communication structures, trade services ²		IP	23123221	160.360	160.577	156.792	156.801	157.662	0.5	-1.2
Inputs to power and communication structures, transportation and warehousing services.....		IP	23123222	143.598	144.774	142.843	138.001	136.845	-0.8	-0.2
Inputs to power and communication structures, services less trade, transportation, and warehousing.....		IP	23123223	118.651	119.289	119.485	121.411	122.249	0.7	6.2
Inputs to educational and vocational structures, excluding capital investment, labor, and imports.....		IP	231233	151.336	150.898	148.501	149.774	150.242	0.3	1.8
Inputs to educational and vocational structures, goods.....		IP	2312331	151.383	150.461	147.795	149.368	149.850	0.3	1.5
Inputs to educational and vocational structures, energy.....		IP	23123312	165.394	156.816	127.077	136.713	138.414	1.2	1.4
Inputs to educational and vocational structures, goods less foods and energy.....		IP	23123313	150.820	150.466	149.809	150.801	151.196	0.3	1.5
Inputs to educational and vocational structures, services.....		IP	2312332	148.602	149.353	147.652	148.160	148.583	0.3	2.5
Inputs to educational and vocational structures, trade services ²		IP	23123321	163.089	163.261	159.795	160.644	160.863	0.1	-0.6
Inputs to educational and vocational structures, transportation and warehousing services.....		IP	23123322	143.598	144.774	142.843	138.001	136.845	-0.8	-0.2
Inputs to educational and vocational structures, services less trade, transportation, and warehousing.....		IP	23123323	120.627	121.779	122.373	125.300	126.675	1.1	9.2
Inputs to other misc. nonresidential construction, excluding capital investment, labor, and imports.....		IP	231234	149.989	149.357	145.746	147.402	147.898	0.3	1.7
Inputs to other misc. nonresidential construction, goods.....		IP	2312341	149.197	147.966	143.730	145.975	146.454	0.3	2.2
Inputs to other misc. nonresidential construction, energy.....		IP	23123412	179.596	170.166	135.242	145.672	147.763	1.4	0.3
Inputs to other misc. nonresidential construction, goods less foods and energy.....		IP	23123413	149.022	148.758	148.150	149.465	149.761	0.2	2.5
Inputs to other misc. nonresidential construction, services.....		IP	2312342	146.829	147.487	145.321	145.682	146.199	0.4	0.6
Inputs to other misc. nonresidential construction, trade services ²		IP	23123421	161.471	161.656	157.223	157.569	158.143	0.4	-3.9
Inputs to other misc. nonresidential construction, transportation and warehousing services.....		IP	23123422	143.598	144.774	142.843	138.001	136.845	-0.8	-0.2
Inputs to other misc. nonresidential construction, services less trade, transportation, and warehousing.....		IP	23123423	119.317	120.245	120.684	123.153	124.253	0.9	8.1
Maintenance and repair construction										
Inputs to maintenance and repair construction, excluding capital investment, labor, and imports.....		IP	232000	147.516	147.041	142.880	144.746	145.267	0.4	-0.4
Inputs to maintenance and repair construction, goods.....	06/86	IP	2320001	333.220	330.164	319.675	325.250	326.758	0.5	3.1
Inputs to maintenance and repair construction, energy.....		IP	23200012	197.673	186.382	142.930	155.998	159.116	2.0	0.0
Inputs to maintenance and repair construction, goods less foods and energy.....		IP	23200013	147.391	147.072	146.487	147.952	148.391	0.3	3.5
Inputs to maintenance and repair construction, services.....		IP	2320002	144.644	145.410	142.006	142.778	143.033	0.2	-5.0
Inputs to maintenance and repair construction, trade services ²		IP	23200021	152.708	153.347	148.444	149.275	149.643	0.2	-8.5
Inputs to maintenance and repair construction, transportation and warehousing services.....		IP	23200022	143.598	144.774	142.843	138.001	136.845	-0.8	-0.2
Inputs to maintenance and repair construction, services less trade, transportation, and warehousing.....		IP	23200023	119.266	120.274	120.996	123.798	124.368	0.5	8.6
Inputs to residential maintenance and repair, excluding capital investment, labor, and imports.....		IP	232100	144.824	144.863	141.285	142.809	143.206	0.3	-1.8
Inputs to residential maintenance and repair, goods.....	06/86	IP	2321001	308.825	306.792	299.891	304.165	305.376	0.4	3.7
Inputs to residential maintenance and repair, energy.....		IP	23210012	195.241	184.650	142.512	154.143	156.791	1.7	-1.3

See footnotes at end of table.

Table 14. Producer price indexes and percentage changes for net inputs to industries, excluding capital investment, labor, and imports; not seasonally adjusted — Continued
 [February 2023, Index base December 2014=100, unless otherwise indicated]

Title	Other index base	Commodity code		Unadjusted index ¹					Unadjusted 1-month percent change ¹	Unadjusted 12-month percent change ¹
		Group code	Item code	Oct. 2022	Nov. 2022 ^P	Dec. 2022 ^P	Jan. 2023 ^P	Feb. 2023 ^P	Jan. to Feb. ^P	Feb. 2022 to Feb. 2023 ^P
Inputs to residential maintenance and repair, goods less foods and energy.....		IP	23210013	145.761	145.472	144.937	146.335	146.776	0.3	4.1
Inputs to residential maintenance and repair, services.....		IP	2321002	145.456	146.475	142.545	143.433	143.603	0.1	-6.8
Inputs to residential maintenance and repair, trade services ²		IP	23210021	150.686	151.722	146.735	147.793	147.773	0.0	-9.4
Inputs to residential maintenance and repair, transportation and warehousing services.....		IP	23210022	143.598	144.774	142.843	138.001	136.845	-0.8	-0.2
Inputs to residential maintenance and repair, services less trade, transportation, and warehousing.....		IP	23210023	126.904	127.828	128.229	130.964	132.287	1.0	8.1
Inputs to nonresidential maintenance and repair, excluding capital investment, labor, and imports.....		IP	232200	148.512	147.836	143.435	145.303	146.022	0.5	-0.1
Inputs to nonresidential maintenance and repair, goods.....	06/86	IP	2322001	338.976	335.656	324.178	329.770	331.360	0.5	2.2
Inputs to nonresidential maintenance and repair, energy.....		IP	23220012	195.661	185.065	142.912	154.486	157.180	1.7	-1.3
Inputs to nonresidential maintenance and repair, goods less foods and energy.....		IP	23220013	147.766	147.377	146.704	148.168	148.655	0.3	2.8
Inputs to nonresidential maintenance and repair, services.....		IP	2322002	144.800	145.427	142.173	142.837	143.579	0.5	-4.0
Inputs to nonresidential maintenance and repair, trade services ²		IP	23220021	154.365	154.682	149.686	150.325	151.163	0.6	-8.2
Inputs to nonresidential maintenance and repair, transportation and warehousing services.....		IP	23220022	143.598	144.774	142.843	138.001	136.845	-0.8	-0.2
Inputs to nonresidential maintenance and repair, services less trade, transportation, and warehousing.....		IP	23220023	118.998	120.180	120.815	123.693	124.992	1.1	9.5
Manufacturing³										
Inputs to 325510, paint and coating manufacturing, excluding capital investment, labor, and imports.....	03/13	IP	325510	130.314	129.024	127.798	127.582	127.727	0.1	3.2
Inputs to 325510, goods.....	03/13	IP	3255101	126.192	124.691	123.558	123.220	123.599	0.3	2.9
Inputs to 325510, energy.....	03/13	IP	32551012	116.662	111.254	99.297	105.733	106.017	0.3	7.0
Inputs to 325510, goods less foods and energy.....	03/13	IP	32551013	127.043	125.652	124.837	124.282	124.666	0.3	2.8
Inputs to 325510, services.....	03/13	IP	3255102	148.283	148.646	146.855	147.516	146.008	-1.0	4.7
Inputs to 325510, trade services ²	03/13	IP	32551021	151.343	151.162	148.641	153.100	151.229	-1.2	5.8
Inputs to 325510, transportation and warehousing services.....	03/13	IP	32551022	138.732	139.620	138.633	136.219	135.071	-0.8	4.1
Inputs to 326100, plastics products manufacturing, excluding capital investment, labor, and imports.....	03/14	IP	326100	126.221	122.359	121.423	121.079	122.237	1.0	-0.7
Inputs to 326100, goods.....	03/14	IP	3261001	121.345	116.625	115.481	115.077	116.525	1.3	-2.7
Inputs to 326100, energy.....	03/14	IP	32610012	123.485	118.377	117.142	127.757	123.425	-3.4	7.8
Inputs to 326100, goods less foods and energy.....	03/14	IP	32610013	121.233	116.542	115.404	114.232	116.083	1.6	-3.5
Inputs to 326100, services.....	03/14	IP	3261002	142.449	143.454	143.699	143.719	143.164	-0.4	9.4
Inputs to 326100, trade services ²	03/14	IP	32610021	156.655	157.074	157.702	157.426	155.995	-0.9	11.0
Inputs to 326100, transportation and warehousing services.....	03/14	IP	32610022	130.879	131.860	130.709	127.884	126.713	-0.9	1.9
Inputs to 326100, services less trade, transportation, and warehousing.....	03/14	IP	32610023	119.458	121.479	122.549	126.213	127.614	1.1	14.8
Inputs to 333130, mining and oil and gas field machinery mfg, excluding capital investment, labor, and imports.....	04/14	IP	333130	143.223	142.794	141.216	142.070	143.135	0.7	-1.5
Inputs to 333130, goods.....	04/14	IP	3331301	133.483	132.575	131.503	131.730	133.084	1.0	-3.1
Inputs to 333130, energy.....	04/14	IP	33313012	131.590	133.182	137.655	137.120	132.505	-3.4	8.8
Inputs to 333130, goods less foods and energy.....	04/14	IP	33313013	133.638	132.689	131.527	131.770	133.253	1.1	-3.2
Inputs to 333130, services.....	04/14	IP	3331302	158.983	160.244	157.129	159.848	159.905	0.0	3.3
Inputs to 333130, trade services ²	04/14	IP	33313021	171.566	172.578	166.663	174.527	174.380	-0.1	1.3
Inputs to 333130, transportation and warehousing services.....	04/14	IP	33313022	130.441	130.324	129.380	125.871	124.394	-1.2	2.5
Inputs to 333130, services less trade, transportation, and warehousing.....	04/14	IP	33313023	140.289	142.665	142.256	144.085	145.527	1.0	8.8
Inputs to 336111, automobile manufacturing, excluding capital investment, labor, and imports.....	02/14	IP	336111	131.635	132.664	132.340	133.012	132.991	0.0	3.8
Inputs to 336111, goods.....	02/14	IP	3361111	117.185	117.454	117.511	118.202	118.647	0.4	5.0
Inputs to 336111, goods less foods and energy.....	02/14	IP	33611113	117.185	117.454	117.511	118.202	118.647	0.4	5.0
Inputs to 336111, services.....	02/14	IP	3361112	165.291	168.530	167.082	167.437	164.990	-1.5	0.6
Inputs to 336111, trade services ²	02/14	IP	33611121	166.261	169.636	168.227	169.329	166.730	-1.5	0.9
Inputs to 336111, transportation and warehousing services.....	02/14	IP	33611122	145.863	147.058	145.097	140.178	139.004	-0.8	-0.2
Inputs to 336411, airplane manufacturing, excluding capital investment, labor, and imports.....	02/14	IP	336411	126.042	126.360	125.998	127.348	128.209	0.7	3.2
Inputs to 336411, goods.....	02/14	IP	3364111	118.632	118.702	118.553	119.603	120.659	0.9	3.5
Inputs to 336411, energy.....	02/14	IP	33641112	150.756	168.987	178.132	161.626	157.427	-2.6	17.7
Inputs to 336411, goods less foods and energy.....	02/14	IP	33641113	118.730	118.783	118.625	119.708	120.774	0.9	3.5
Inputs to 336411, services.....	02/14	IP	3364112	152.014	153.228	152.098	154.556	154.673	0.1	2.5
Inputs to 336411, trade services ²	02/14	IP	33641121	168.173	170.895	168.141	171.527	169.725	-1.1	0.9
Inputs to 336411, transportation and warehousing services.....	02/14	IP	33641122	144.886	146.073	144.125	139.239	138.073	-0.8	-0.2
Inputs to 336411, services less trade, transportation, and warehousing.....	02/14	IP	33641123	128.781	128.770	129.067	132.086	133.331	0.9	4.5

See footnotes at end of table.

Table 14. Producer price indexes and percentage changes for net inputs to industries, excluding capital investment, labor, and imports; not seasonally adjusted — Continued
 [February 2023, Index base December 2014=100, unless otherwise indicated]

Title	Other index base	Commodity code		Unadjusted index ¹					Unadjusted 1-month percent change ¹	Unadjusted 12-month percent change ¹
		Group code	Item code	Oct. 2022	Nov. 2022 ^P	Dec. 2022 ^P	Jan. 2023 ^P	Feb. 2023 ^P	Jan. to Feb. ^P	Feb. 2022 to Feb. 2023 ^P
Inputs to 336611, ship building and repairing, excluding capital investment, labor, and imports.....	02/14	IP	336611	140.300	140.876	140.764	142.317	143.306	0.7	4.4
Inputs to 336611, goods.....	02/14	IP	3366111	132.861	132.777	132.655	134.330	135.208	0.7	2.9
Inputs to 336611, energy.....	02/14	IP	33661112	133.135	129.078	130.563	135.441	134.026	-1.0	13.7
Inputs to 336611, goods less foods and energy.....	02/14	IP	33661113	132.797	132.840	132.666	134.227	135.186	0.7	2.6
Inputs to 336611, services.....	02/14	IP	3366112	151.808	153.872	153.787	155.084	156.268	0.8	7.7
Inputs to 336611, trade services ²	02/14	IP	33661121	178.959	178.970	175.866	180.210	180.008	-0.1	3.9
Inputs to 336611, transportation and warehousing services.....	02/14	IP	33661122	135.047	133.753	133.577	130.855	128.889	-1.5	5.3
Inputs to 336611, services less trade, transportation, and warehousing.....	02/14	IP	33661123	138.840	141.872	142.542	143.976	145.849	1.3	9.4
Services³										
Inputs to 484000, truck transportation, excluding capital investment, labor, and imports.....	03/14	IP	484000	166.002	162.519	141.132	144.436	142.633	-1.2	5.0
Inputs to 484000, goods.....	03/14	IP	4840001	192.106	185.906	135.403	144.582	140.380	-2.9	4.6
Inputs to 484000, energy.....	03/14	IP	48400012	189.000	182.717	131.487	140.860	136.563	-3.1	4.7
Inputs to 484000, goods less foods and energy.....	03/14	IP	48400013	110.868	110.758	110.874	111.328	111.222	-0.1	2.9
Inputs to 484000, services.....	03/14	IP	4840002	137.404	136.308	139.810	138.935	138.855	-0.1	5.7
Inputs to 484000, trade services ²	03/14	IP	48400021	177.227	180.044	199.184	182.061	180.964	-0.6	18.9
Inputs to 484000, transportation and warehousing services.....	03/14	IP	48400022	134.898	131.643	131.509	133.679	133.236	-0.3	-0.6
Inputs to 484000, services less trade, transportation, and warehousing.....	03/14	IP	48400023	121.775	122.038	122.638	123.511	124.453	0.8	5.3
Inputs to 621A00, offices of health practitioners, excluding capital investment, labor, and imports.....	03/13	IP	621A00	129.542	129.709	130.144	132.001	132.104	0.1	6.5
Inputs to 621A00, goods.....	03/13	IP	621A001	139.375	139.030	139.183	141.314	141.080	-0.2	5.1
Inputs to 621A00, energy.....	03/13	IP	621A0012	132.516	127.360	128.472	135.204	134.001	-0.9	14.3
Inputs to 621A00, goods less foods and energy.....	03/13	IP	621A0013	140.430	140.425	140.511	142.304	142.141	-0.1	4.5
Inputs to 621A00, services.....	03/13	IP	621A002	125.953	126.370	126.946	128.701	128.938	0.2	7.2
Inputs to 621A00, trade services ²	03/13	IP	621A0021	149.627	150.620	149.831	152.403	148.194	-2.8	7.6
Inputs to 621A00, transportation and warehousing services.....	03/13	IP	621A0022	120.268	114.090	117.364	119.291	115.467	-3.2	21.0
Inputs to 621A00, services less trade, transportation and warehousing.....	03/13	IP	621A0023	120.321	120.867	121.566	123.176	124.077	0.7	6.5
Inputs to 813000, membership associations and organizations, excluding capital investment, labor, and imports.....	05/14	IP	813000	151.754	154.866	152.946	156.693	158.900	1.4	8.1
Inputs to 813000, goods.....	05/14	IP	8130001	159.221	153.788	136.276	143.911	145.007	0.8	7.0
Inputs to 813000, energy.....	05/14	IP	81300012	175.449	166.319	138.793	149.724	151.324	1.1	4.4
Inputs to 813000, goods less foods and energy.....	05/14	IP	81300013	132.157	133.371	133.824	135.551	135.741	0.1	12.7
Inputs to 813000, services.....	05/14	IP	8130002	148.503	152.892	153.184	156.440	158.787	1.5	8.4
Inputs to 813000, trade services ²	05/14	IP	81300021	139.454	139.502	135.670	134.950	138.320	2.5	13.7
Inputs to 813000, transportation and warehousing services.....	05/14	IP	81300022	127.801	128.116	127.560	133.587	133.546	0.0	9.3
Inputs to 813000, services less trade, transportation, and warehousing.....	05/14	IP	81300023	149.512	154.253	154.676	157.782	160.272	1.6	8.2
Inputs to 813000, maintenance and repair construction.....	05/14	IP	8130003	131.098	131.243	131.303	132.180	132.666	0.4	5.5

¹ All indexes are subject to revision for 4 months after their originally scheduled publication to incorporate late reports and corrections by survey respondents.

² Trade indexes measure changes in margins received by wholesalers and retailers.

³ PPI data for these Net Inputs to Industry Indexes are organized by Bureau of Economic Analysis (BEA) Industry code. The set of products included in an industry input index and the weights for each commodity included in the index are derived from the BEA's Input-Output Accounts Use of Commodities by Industry table in conjunction with U.S. Census Bureau revenue data. For more information, visit <https://www.bls.gov/ppi/notices/2015/updated-inputs-to-industry-producer-price-indexes.htm> online.

p Preliminary

Technical Note

Brief Explanation of Producer Price Indexes

The Producer Price Index (PPI) of the Bureau of Labor Statistics (BLS) is a family of indexes that measures the average change over time in prices received (price changes) by producers for domestically produced goods, services, and construction. PPIs measure price change from the perspective of the seller. This contrasts with other measures, such as the Consumer Price Index (CPI). CPIs measure price change from the purchaser's perspective.

More than 10,000 PPIs for individual products and groups of products are released each month. PPIs are available for the products of virtually every industry in the mining and manufacturing sectors. Over time, new PPIs have been introduced for products of industries in the services and construction sectors of the U.S. economy. As of January 2023, the PPI covered 69 percent of services as measured by 2017 Census revenue, and 17 percent of construction.

More than 64,000 price quotations per month are organized into three sets of PPIs: (1) Final demand-Intermediate demand (FD-ID) indexes, (2) commodity indexes, and (3) indexes for the net output of industries and their products. The FD-ID structure organizes products by class of buyer and degree of fabrication as well as by stage of production. The commodity structure organizes products by similarity of end use or product type. The entire output of various industries is sampled to derive price indexes for the net output of industries and their products.

Final Demand–Intermediate Demand Indexes

The PPI FD-ID structure measures price change for goods, services, and construction sold to final demand and to intermediate demand. The FD-ID system replaced the PPI stage-of-processing (SOP) system as PPI's primary aggregation model with the release of data for January 2014. The FD-ID model expands coverage beyond that of the SOP system through the addition of services, construction, exports, and government purchases.

Compared with finished goods under the SOP system, the PPI for final demand goods includes nearly a 50 percent expansion of coverage. This increase can be traced to the addition of government purchases and exports. For overall final demand, expansion to include final demand services represents an even larger increase in coverage. In December 2022, final demand goods were about 30.7 percent of overall final demand, final demand services were roughly 66.6 percent, and final demand construction was about 2.7 percent of final demand. Within intermediate demand, coverage of services for intermediate demand resulted in about a 45 percent increase in coverage of the intermediate demand portion of the economy.

FD-ID indexes are constructed from commodity-based producer output price indexes. Commodities are allocated to aggregate indexes primarily based on the type of buyer. The main source of data used to determine the type of buyer is the "Use of commodities by industries, before redefinition," table

from the Benchmark Input-Output Accounts of the U.S. In many cases, the same commodity is purchased by different types of buyers. As a result, commodities are often included in several FD-ID indexes. For example, regular gasoline is purchased for personal consumption, export, government use, and business use. The PPI program publishes only one commodity index for regular gasoline (wpu057104), reflecting sales to all types of buyers, and this index is used in all aggregations regardless of whether the gasoline is sold for personal consumption, as an export, to government, or to businesses. Proportions based on BEA "Use of Commodities" data are used to allocate the correct portion of the total weight of gasoline to each use category. In cases when buyer type is an important price determining characteristic, indexes are created based on specific buyer type. For example, within the PPI category for loan services, separate indexes for consumer loans and business loans were constructed. For more information relating to the FD-ID structure, see "A new, experimental system of indexes from the PPI program" in the February 2011 *Monthly Labor Review*.

Final Demand: The final demand portion of the FD-ID structure measures price change for commodities sold for personal consumption, capital investment, government, and export. The system is composed of six main price indexes: final demand goods; final demand trade services; final demand transportation and warehousing services; final demand services less trade, transportation, and warehousing; final demand construction; and overall final demand.

The final demand goods index measures price change for both unprocessed and processed goods sold to final demand. Fresh fruits sold to consumers and computers sold for capital investment are examples of transactions included in the final demand goods price index. The final demand trade services index measures price change for the retailing and wholesaling of merchandise sold to final demand, generally without transformation. (Trade indexes measure changes in margins received by wholesalers and retailers.) The final demand transportation and warehousing services index tracks price change for transportation of passengers, as well as, transportation of cargo sold to final demand, and also includes prices for warehousing and storage of goods sold to final demand. The final demand services less trade, transportation, and warehousing index measures price change for all services other than trade and transportation sold to final demand. Publishing, banking, lodging, and health care are examples of these services. The final demand construction index tracks price change for new construction, as well as maintenance and repair construction sold to final demand. Construction of office buildings is an example of a commodity that would be included in the final demand construction index. Lastly, the overall final demand index tracks price change for all types of commodities sold to final demand by combining the five final demand component indexes described above.

Intermediate Demand: The intermediate demand portion of the FD-ID system tracks price change for goods, services, and construction products sold to businesses as inputs to

production, excluding capital investment. The system includes two parallel treatments of intermediate demand. The first treatment organizes intermediate demand commodities by type. The second organizes intermediate demand commodities into production stages, with the explicit goal of developing a forward-flow model of production and price change.

The intermediate demand by commodity type portion of the system organizes commodities by similarity of product. The system is composed of six main price indexes: unprocessed goods for intermediate demand; processed goods for intermediate demand; intermediate demand trade services; intermediate demand transportation and warehousing services; intermediate demand services less trade, transportation, and warehousing; and intermediate demand construction.

The unprocessed goods for intermediate demand price index measures price change for goods sold to businesses as inputs to production that have undergone no fabrication. Crude petroleum sold to refineries is an example of an unprocessed good sold to intermediate demand. The processed goods for intermediate demand index tracks price change for fabricated goods sold as business inputs. Examples include car parts sold to car manufacturers and gasoline sold to trucking companies. The index for trade services for intermediate demand measures price change for the services of retailing and wholesaling goods purchased by businesses as inputs to production. The intermediate demand transportation and warehousing services index measures price change for business travel, as well as, transportation and warehousing of cargo sold to intermediate demand. The intermediate demand services less trade, transportation, and warehousing index measures price change for services other than trade, transportation, and warehousing sold as inputs to production. Legal and accounting services purchased by businesses are examples of intermediate demand services excluding trade, transportation, and warehousing. Finally, the construction for intermediate demand index measures price change for construction purchased by firms as inputs to production. The index for construction for intermediate demand tracks price change for maintenance and repair construction purchased by firms.

The production flow treatment of intermediate demand is a stage-based system of price indexes. These indexes can be used to study price transmission across stages of production and final demand. This system is constructed in a manner that maximizes forward flow of production between stages, while minimizing back-flow of production. The production flow treatment contains four main indexes: intermediate demand stage 1, intermediate demand stage 2, intermediate demand stage 3, and intermediate demand stage 4.

Indexes for the four stages were developed by first assigning each industry in the economy to one of four stages of production, where industries assigned to the fourth stage primarily produce output consumed as final demand, industries in the third stage primarily produce output consumed by stage 4 industries, industries assigned to the second stage primarily produce output consumed by stage 3 industries, and industries assigned to the first stage produce output primarily consumed by stage 2 industries. The four indexes then track prices for the net inputs consumed by industries in each of the four stages of production. The stage 4

intermediate demand index, for example, tracks price change for inputs consumed, but not produced, by industries included in the fourth stage of production. Hence, the index tracks price change in inputs to industries that primarily produce final demand commodities (stage 4 producers primarily produce commodities sold to final demand).

Examples of heavily weighted goods-producing industries in stage 4 include the manufacture of light trucks and utility vehicles, automobiles, and pharmaceuticals. Retail trade, food service and drinking places, and hospitals are examples of heavily weighted service industries included in stage 4. Stage 4 also includes all new construction industries. Examples of goods consumed by stage 4 industries include motor vehicle parts, commercial electric power, plastic construction products, biological products, and beef and veal. Engineering services, machinery and equipment wholesaling, long distance motor carrying, and legal services constitute examples of services consumed by stage 4 industries.

Examples of highly weighted goods-producing industries included in stage 3 are motor vehicle parts manufacturing, animal (except poultry) slaughtering and processing, and semiconductor manufacturing. Services industries classified in stage 3 include wholesale trade; insurance carriers; architecture, engineering, and related services; and hotels and motels. Examples of goods consumed by stage 3 industries include slaughter steers and heifers, industrial electric power, and hot rolled steel bars, plates, and structural shapes. Services commonly consumed by stage 3 industries include commissions from sales of property and casualty insurance, business loans, temporary help services, and administrative and general management consulting services.

Petroleum refineries; electricity generation, transmission, and distribution; natural gas distribution; cattle ranching and farming; and plastic materials and resin manufacturing are among the goods-based industries assigned to stage 2. Services industries that are heavily weighted in stage 2 include management of companies and enterprises; non-depository credit intermediation; insurance agencies and brokerages; and services to buildings and dwellings. Goods commonly purchased by stage 2 industries include crude oil, natural gas, formula feeds, and primary basic organic chemicals. Services that are heavily weighted in the intermediate demand stage 2 index are legal services, business loans, and cellular phone and other wireless telecommunication.

Goods producing industries in stage 1 include oil and gas extraction, paper mills, and grain farming. Real estate, legal services, and advertising services are examples of highly weighted services industries included in stage 1. Examples of goods consumed by stage 1 industries are commercial and industrial electric power and gasoline. Services commonly consumed by stage 1 industries include solid waste collection, chemicals and allied products wholesaling, and guestroom or unit rental. It should be noted that all inputs purchased by stage 1 industries are by definition produced either within stage 1 or by latter stages of processing, leaving stage 1 less useful for price transmission analysis. For additional information on industry stage assignments, see www.bls.gov/ppi/fd-id/ppi-intermediate-demand-by-production-flow-industry-stage-assignments.htm.

Comparing the PPI with CPI

Although some data users utilize the PPI as a potential indicator of the Consumer Price Index (CPI), there are many reasons why the PPI and the CPI may diverge. The scope of the personal consumption portion of the PPI includes all marketable output sold by domestic producers for households. The scope of the CPI includes goods and services provided by business or government, where explicit user charges are paid by consumers. For example, the most heavily weighted item in the CPI, owners' equivalent rent, is excluded from the PPI. The scope of the CPI includes imports. The PPI excludes imports. The CPI only includes components of personal consumption directly paid for by the consumers, while the PPI includes components of personal consumption that may not be paid for by consumers. For example, the PPI includes medical services paid for by third parties. In contrast to CPI, PPI does not completely cover services. PPIs exclude taxes, since they do not represent producer revenue. Conversely, sales and other taxes paid by consumers are part of household expenditure and are included in the CPI. Additional technical differences between PPI and CPI also exist. For more information see "Comparing new final demand producer price indexes with other Government price indexes," *Monthly Labor Review*, January 2014, at www.bls.gov/opub/mlr/.

Commodity Indexes

The commodity classification of the PPI organizes goods, services, and construction by similarity of product or end use, disregarding industry of origin. With the release of data for July 2009, PPI expanded its commodity structure to include indexes for services and construction products. Prior to this date, the PPI commodity structure only included products from goods producing sectors. Table 9 of the *PPI Detailed Report* includes data for commodity indexes, organized in a hierarchal structure, including major groupings, subgroups, product classes, sub-product classes, and individual items.

Industry Net-Output Price Indexes

PPIs for the net output of industries and their products are grouped according to the North American Industry Classification System (NAICS). Prior to the release of January 2004, industry-based PPIs were published according to the Standard Industrial Classification (SIC) system. Industry price indexes are compatible with other economic time series organized by industry, such as data on employment, wages, and productivity. Table 11 of the *PPI Detailed Report* includes data for NAICS industries and industry groups (3-, 4-, 5-, and 6-digit codes), Census product classes (7- and 8-digit codes), products (9-digit codes), more detailed sub-products (11-digit codes), and, for some industries, indexes for other sources of revenue.

Indexes may represent one of three kinds of product categories. Every industry has primary product indexes that show changes in prices received by establishments classified in the industry for products made primarily, but not necessarily exclusively, by that industry. The industry classification of an establishment is determined by which products make up a plurality of its total shipment value. In

addition, most industries have secondary product indexes that show changes in prices received by establishments for products chiefly made in some other industry. Some industries have miscellaneous receipts indexes that track price changes for other sources of revenue received by establishments within the industry that are not derived from sales of their products; for example, resales of purchased materials, or revenues from parking lots owned by a manufacturing plant.

Data Collection

PPIs are constructed using selling prices reported by establishments of all sizes, selected by probability sampling, with the probability of selection proportionate to size. Individual items and transaction terms also are chosen by probability proportionate to size. BLS strongly encourages cooperating companies to supply actual transaction prices at the time of shipment to minimize the use of list prices. Prices submitted by survey respondents are effective on the Tuesday of the week containing the 13th day of the month. The survey is conducted online via the BLS Internet Data Collection Facility (IDCF). Data provided by survey respondents are supplemented with data from other sources for some areas.

Price data are provided by survey respondents on a voluntary and confidential basis; only sworn BLS employees are allowed access to individual company price reports. BLS publishes price indexes, not actual prices. All PPIs are subject to monthly revisions up to 4 months after original publication to reflect the availability of late reports and corrections by respondents.

BLS periodically updates the PPI sample of survey respondents to better reflect current conditions when the structure, membership, technology, or product mix of an industry shifts significantly and to spread reporting burden among smaller firms. Information on these resampling efforts are noted in the *PPI News Release* and *PPI Detailed Report* in the months they occur.

As part of an ongoing effort to expand coverage to sectors of the economy other than mining and manufacturing, an increasing number of service and construction sector industries have been introduced into the PPI. The following list of industries introduced since the mid-1990s includes the month and year in which an article describing the industry's content appeared in the *PPI Detailed Report*.

Service and construction sector industries introduced into the Producer Price Index, by SIC or NAICS code at their date of introduction and the *PPI Detailed Report* issue that announces their introduction

Title	Code	<i>PPI Detailed Report</i> Issue
	SIC	
Wireless telecommunications	4812	July 1999
Telephone communications, except radio telephone	4813	July 1995
Television broadcasting	4833	July 2002
Grocery stores	5411	July 2000
Meat and fish (seafood) markets	5421	July 2000
Fruit and vegetable markets	5431	July 2000
Candy, nut, and confectionery stores ...	5441	July 2000

Title	Code	PPI Detailed Report Issue
SIC		
Retail bakeries	5461	July 2000
Miscellaneous food stores	5499	July 2000
New car dealers	5511	July 2000
Gasoline service stations	5541	January 2002
Boat dealers	5551	January 2002
Recreational vehicle dealers	5561	January 2002
Miscellaneous retail	59	January 2001
Security brokers, dealers, and investment bankers	6211	January 2001
Investment advice	6282	January 2003
Life insurance carriers	6311	January 1999
Property and casualty insurance	6331	July 1998
Insurance agencies and brokerages	6412	January 2003
Operators and lessors of nonresidential buildings	6512	January 1996
Real estate agents and managers	6531	January 1996
Prepackaged software	7372	January 1998
Data processing services	7374	January 2002
Home health care services	8082	January 1997
Legal services	8111	January 1997
Engineering design, analysis, and consulting services	8711	January 1997
Architectural design, analysis, and consulting services	8712	January 1997
Premiums for property and casualty insurance	9331	July 1998
NAICS		
New Industrial building construction	236211	January 2008
New warehouse building construction ..	236221	July 2005
New school construction	236222	July 2006
New office construction	236223	January 2007
New health care building construction...	236224	January 2013
Concrete contractors, nonresidential building work	23811X	July 2008
Roofing contractors, nonresidential building work	23816X	July 2008
Electrical contractors, nonresidential building work	23821X	July 2008
Plumbing / HVAC contractors, nonresidential building work	23822X	July 2008
Merchant wholesalers, durable goods ..	423	July 2005
Merchant wholesalers, nondurable goods	424	July 2005
Electronics and appliance stores	443	January 2004
Building material and garden equipment and supplies dealers.....	444	January 2004
Sporting goods, hobby, book, and music stores	451	January 2004
General merchandise stores	452	January 2004
Miscellaneous store retailers	453	January 2004
Pipeline transportation of natural gas....	486210	June 2022
Internet service providers	518111	July 2005
Internet publishing and web search portals	519130	January 2010
Commercial banking	522110	January 2005
Savings institutions	522120	January 2005
Direct health and medical insurance carriers	524114	July 2004

Title	Code	PPI Detailed Report Issue
NAICS		
Construction, mining, and forestry machinery and equipment rental and leasing	532412	January 2005
Management consulting services	541610	January 2007
Security guards and patrol services	561612	July 2005
Offices of dentists	621210	January 2011
Blood and organ banks	621991	January 2007
Amusement and theme parks	713110	July 2006
Golf courses and country clubs	713910	July 2006
Fitness and recreational sports centers ..	713940	July 2005
Commercial machinery repair and maintenance.....	811310	July 2007

Weights

Weights for most commodity groupings of the PPI, as well as, weights for commodity-based aggregate indexes calculated from commodity groupings, such as FD-ID indexes, currently reflect 2017 values of shipments as reported in the *Census of Manufactures* and other sources. From January 2018 to December 2022, PPI weights were derived from 2012 shipment values. Industry indexes now are calculated under the 2022 NAICS structure utilizing 2017 value of shipment weights and 2012 net output ratios. The periodic update of the value weights used to calculate the PPI is done to more accurately reflect changes in production and marketing patterns in the economy.

Net output values of shipments are used as weights for industry indexes. Net output values refer to the value of shipments from establishments within the industry to buyers outside the industry. However, weights for commodity indexes are based on gross shipment values, including values of shipments between establishments within the same industry. As a result, broad commodity grouping indexes, such as the PPI for All Commodities (which is composed of major commodity groupings 01 through 15), are affected by the multiple counting of price change at successive stages of processing, which can lead to exaggerated or misleading signals about inflation. The intermediate demand by commodity type FD-ID indexes partially correct for this defect, but industry indexes, final demand FD-ID indexes, and intermediate demand by production flow FD-ID indexes consistently correct for this at all levels of aggregation. Therefore, industry and FD-ID indexes are more appropriate than broad commodity groupings for analysis of general price trends.

Price Index Reference Base

Effective with publication of January 1988 data, many important PPI series (including most commodity groups and individual items) were placed on a new reference base, 1982 = 100. From 1971 through 1987, the standard reference base for most PPI series was 1967 = 100. Except for rounding differences, the shift to the new reference base did not alter any previously published percent changes for affected PPI series. (See "Calculating Index Changes," below.) The 1982

reference base is not used for commodity indexes with a base later than December 1981 or for industry net output indexes and their products. The FD-ID indexes typically have a reference base of November 2009 = 100.

For further information on the underlying concepts and methodology of the Producer Price Index, see chapter 14, “Producer Prices,” in the *BLS Handbook of Methods*. This chapter can be downloaded from the BLS Web site at www.bls.gov/opub/hom/homch14.htm.

Calculating Index Changes

Each PPI measures price changes from a reference period that equals 100.0. An increase of 5.5 percent from the reference period in the Final Demand Goods Price Index, for example, is shown as 105.5. This change also can be expressed in dollars, as follows: prices received by domestic producers of a sample of final demand goods have risen from \$100 in November 2009 to \$105.50. Likewise, a current index of 90.0 would indicate that prices received by producers of final demand goods are 10 percent lower than they were in November 2009.

Movements of price indexes from one month to another are usually expressed as percent changes, rather than as changes in index points. Index point changes are affected by the level of the index in relation to its base period, whereas percent changes are not. The following example shows the computation of index point and percent changes.

Index point change

Final Demand Goods Price Index	107.5
Less previous index	104.0
Equals index point change	3.5

Index percent change

Index point change	3.5
Divided by the previous index	104.0
Equals	0.034
Result multiplied by 100	0.034 x 100
Equals percent change	3.4

Seasonally Adjusted and Unadjusted Data

Because price data are used for different purposes by different groups, BLS publishes seasonally adjusted and unadjusted changes each month. Seasonally adjusted data are preferred for analyzing general price trends in the economy because these data eliminate the effect of changes that normally occur at about the same time, and in about the same magnitude, every year—such as price movements resulting from normal weather patterns, regular production and marketing cycles, model changeovers, seasonal discounts, and holidays. For these reasons, seasonally adjusted data more clearly reveal underlying trends. Unadjusted data are of primary interest to users who need information that can be related to actual dollar values of transactions. Individuals requiring this information include marketing specialists, purchasing agents, budget and cost analysts, contract specialists, and commodity traders. It is the unadjusted data

that are generally cited when escalating long-term contracts such as purchasing agreements or real estate leases. For more information, see *Price Adjustment Guide for Contracting Parties*, on the Web at: www.bls.gov/ppi/publications/price-adjustment-guide-for-contracting-parties.htm.

Seasonal adjustment is accomplished using X-13 ARIMA, a software package published by the U.S. Census Bureau. Each year, the seasonal status of most commodity indexes is reevaluated to reflect more recent price behavior. Industry net output indexes are not seasonally adjusted. For time series that exhibit seasonal pricing patterns, new seasonal factors are estimated and applied to the unadjusted data from the prior 5 years. Updated seasonally adjusted indexes replace the most recent 5 years of seasonal data.

Seasonal factors may be applied to series using either a direct or an aggregative method. Generally, commodity indexes are seasonally adjusted using direct seasonal adjustment, which produces a more complete elimination of seasonal movements than does the aggregative method. However, the direct seasonal adjustment process may not yield figures that possess additive consistency. Thus, a seasonally adjusted index for a broad category that is directly adjusted may not be logically consistent with all seasonally adjusted indexes for its components. Seasonal movements for FD-ID indexes are derived indirectly through an aggregative method that combines movements of a wide variety of subproduct class (six-digit) series.

Seasonally adjusted indexes can become problematic when previously stable and predictable price patterns abruptly change. If the new pattern persists, the seasonal adjustment method will eventually reflect it; if the pattern keeps shifting, however, seasonally adjusted data will become chronically troublesome. This problem occurs relatively infrequently for farm and food-related products, but has more often affected manufactured products such as automobiles and steel.

Since January 1988, the PPI has used Intervention Analysis Seasonal Adjustment methods to enhance the calculation of seasonal factors. With this technique, outlier values that may distort the seasonal pattern are removed from the data prior to applying the standard seasonal factor estimation procedure. For example, a possible economic cause for large price movements for petroleum-based products might have been the COVID-19 pandemic. In this case, intervention techniques allowed for better estimates of seasonally adjusted data. On the whole, very few series have required intervention. Out of over 400 seasonally adjusted commodity series, 69 were subject to intervention in 2023.

For more information relating to seasonal adjustment methods, see “PPI and CPI Seasonal Adjustment: an Update” in the July 2010 *Monthly Labor Review*, and “PPI and CPI Seasonal Adjustment During the COVID-19 Pandemic” in the May 2022 *Monthly Labor Review*.

Producer Price Index Data on the Internet

In 1995, the BLS began posting PPI series, news releases, and technical information to the internet. There were more than 13 million instances of PPI data being downloaded from the BLS website during 2022.

Retrieving PPI data from the PPI Web site

PPI data can be obtained online (www.bls.gov/ppi). On this page, under the tab labeled “Featured PPI databases” links provide the following methods of data retrieval:

- **Top Picks** is a form-based application for both Industry Data and Commodity Data that allows the user to quickly obtain PPI time series data by selecting the high-level aggregate and other commonly requested time series, including the All Commodities Index and the FD-ID indexes (for example, Final Demand). Within each list, any one—or all—of the time series shown can be selected. A user can modify the date range and output options after executing the query, using the reformat button above the data output table.
- **One-Screen Data Search and Multi-Screen Data Search** are form-based query applications for both Industry Data and Commodity Data designed for users unfamiliar with the PPI coding structure. These applications guide a user through the PPI classification by listing index titles and do not require knowledge of commodity or industry codes. Data retrieved are based on a query formulated by selecting data characteristics from lists provided. Two options are available to create customized tables, depending on a user’s browser capability. The one-screen option is a JavaScript application that uses a single screen to guide a user through the available time series data. The second option is a multiple-screen, non-Java-based application. Both methods allow a user to browse the PPI coding structure and select multiple series. Users can modify the date range and output options after executing the query using the reformat button above the data output table.
- **Series Report** is a form-based application that allows users to input multiple, formatted PPI time series identifiers (commodity or industry codes) as inputs in extracting data according to a specified set of date ranges and output options. This application provides the most efficient path for users who are familiar with the format of PPI time series identifiers. There are five alphabetic prefixes used to create unique PPI time series identifiers: WP, WD, PC, PD, and ND. Each provides the user access to a different PPI database. Adding either a “u” (not seasonally adjusted) or an “s” (seasonally adjusted) to the end of these prefixes further specifies the type of data needed.

EXAMPLES

For commodity and FD-ID indexes, series identifiers combine a “wpu” prefix (not seasonally adjusted) or a “wps” prefix (seasonally adjusted) with a commodity code.

<u>Commodity code</u>	<u>Provides data for:</u>
wps141101	Passenger cars, seasonally adjusted
wpu141101	Passenger cars, not seasonally adjusted
wpufd4	Final demand, not seasonally adjusted
wpsid63	Services for intermediate demand, seasonally adjusted

For discontinued commodity indexes, series identifiers combine a “wdu” prefix (not seasonally adjusted) or a “wds” prefix (seasonally adjusted) with a commodity code.

<u>Commodity code</u>	<u>Provides data for:</u>
wds019	Other farm products, seasonally adjusted
wdu0635	Preparations, ethical (prescription), not seasonally adjusted
wdusi138011	Stainless steel mill products, not seasonally adjusted

Current price indexes grouped by industry according to NAICS have series identifiers that begin with the prefix “pcu.” After the prefix, there are 12 digits (the 6-digit industry code is listed twice) followed by up to 7 alphanumeric characters identifying product detail. Dashes are used as placeholders for higher-level industry group codes.

<u>Industry-product code, current NAICS series</u>	<u>Provides data for:</u>
pcu325---325---	Chemical manufacturing
pcu336110336110	Automobile and light duty motor vehicle manufacturing
pcu621111621111411	Offices of physicians, one- and two-physician practices and single-specialty group practices, general/family practice

Discontinued industry-product codes based on SIC combine a “pdu” prefix and “#” between the fourth and fifth characters of the product code. Series identifiers for the discontinued dataset use underscores as placeholders to complete a reference to an SIC industry group code of fewer than four digits. (All PPI industry-based indexes organized by SIC were discontinued with the introduction of NAICS in 2004.)

<u>Industry-product code, discontinued SIC series</u>	<u>Provides data for:</u>
pdu28_#	Chemicals and allied products
pdu331_#	Blast furnaces, steel works, and rolling and finishing mills
pdu3711#111	Passenger cars

Price indexes for discontinued series grouped by industry according to NAICS have identifiers that begin with the prefix “ndu”. After the prefix, there are 12 numeric digits (the 6-digit industry code is listed twice), and up to 7 additional alphanumeric characters that identify product detail. Dashes are used as placeholders for higher-level group codes.

*Industry-product code,
discontinued NAICS series*
ndu212231212231
ndu2122312122312
ndu212231212231214

Provides data for
Lead and zinc ore mining
Lead, zinc concentrates
Lead concentrates

- **Text Files** are best suited for users requiring access to either a large volume of time series data or other PPI-related documentation, such as seasonal factor tables and relative importance tables. The text files can be accessed at download.bls.gov/ or directly from links on the “PPI Databases” page or the PPI homepage. Data and documentation available for download include the following:

Industry Data	<u>Directory:</u> /pub/time.series/pc
Industry Data - Discontinued (NAICS basis)	/pub/time.series/nd
(SIC basis)	/pub/time.series/pd
Commodity Data (incl. FD-ID)	/pub/time.series/wp
Commodity Data – Discontinued	/pub/time.series/wd
Special requests	/pub/special.requests/ppi

Additional information

The PPI homepage (www.bls.gov/ppi) contains additional information regarding PPI data and methodology. The “PPI Publications” section of the homepage provides PPI news releases, both current and archived, as well as general PPI information. The “PPI Tables” section provides relative importance and seasonal factor tables. The remaining sections offer special notices and publications pertaining to PPI methodology and applications.

For questions or comments regarding PPI data classification, methodology, or data availability on the Internet, call or e-mail the Section of Index Analysis and Public Information at (202) 691-7705 or ppi-info@bls.gov. If you are deaf, hard of hearing, or have a speech disability, please dial 7-1-1 to access telecommunications relay services.