

PPI Detailed Report

Data for December 2022



U.S. Department of Labor

U.S. Bureau of Labor Statistics

A composite image with a green tint. The background shows a large industrial machine, possibly a welding station, with bright sparks flying from it. In the foreground, a man and a woman are sitting at a desk, looking at a laptop and some papers. The man is wearing a light-colored shirt and a patterned tie, and the woman is wearing a light-colored top. The overall scene suggests a connection between industry and business analysis.

**Mining • Manufacturing • Services
Agriculture • Utilities • Construction**

PPI Detailed Report

Data for December 2022

Editors

Joseph Kowal
Gabriel Vera
Timothy Schermerhorn
Nachelle Jackson

Vol. 26, No. 12

Contents

	<i>Page</i>
Producer Price Indexes, December 2022	1
Recalculated Seasonal Adjustment Factors and Relative Importance Figures to be Available on February 14, 2023	6
PPI Weights to be Updated to Reflect 2017 Census Shipment Values	7
Charts	
Final demand	8
Processed goods for intermediate demand	9
Unprocessed goods for intermediate demand	10
Services for intermediate demand	11
Tables	
Producer Price Indexes	
1. Final demand – intermediate demand weights and percent changes, seasonally adjusted	12
2. Selected commodity groupings percent changes by final demand – intermediate demand category	18
3. Final demand – intermediate demand indexes, seasonally adjusted	28
4. Final demand – intermediate demand weights and percent changes, not seasonally adjusted	34
5. Final demand – intermediate demand indexes, not seasonally adjusted	40
6. Selected commodity and service groupings percent changes, not seasonally adjusted	46
7. Commodity and service groupings and individual items, percent changes, not seasonally adjusted	48
8. Commodity and service groupings and individual items, indexes and percent changes, seasonally adjusted	108
9. Commodity and service groupings and individual items indexes, not seasonally adjusted	132
10. Net output of selected industries and industry groups, indexes and percent changes.....	189
11. Net output of selected industries and their products indexes	191
12. Net output of selected industries and their products, percent changes	262
13. Special commodity groupings	337
14. Net inputs to industries, excluding capital investment, labor, and imports	339
Technical note	344

Producer Price Index Release Dates

The following is the schedule of release dates for Producer Price Index data in 2023. News releases are issued at 8:30 a.m. eastern time on each release date.

Reference Month	Release Date
December 2022	Jan. 18, 2023
January 2023	Feb. 16, 2023
February 2023	Mar. 15, 2023
March 2023	Apr. 13, 2023
April 2023	May 11, 2023
May 2023	Jun. 14, 2023
June 2023	Jul. 13, 2023
July 2023	Aug. 11, 2023
August 2023	Sep. 14, 2023
September 2023	Oct. 11, 2023
October 2023	Nov. 15, 2023
November 2023	Dec. 13, 2023

Producer Price Indexes – December 2022

The Producer Price Index for final demand declined 0.5 percent in December, seasonally adjusted. Final demand prices advanced 0.2 percent in November and 0.4 percent in October. (See table A.) On an unadjusted basis, the index for final demand increased 6.2 percent in 2022 after rising 10.0 percent in 2021.

In December, the decrease in the final demand index can be attributed to a 1.6-percent decline in prices for final demand goods. In contrast, the index for final demand services rose 0.1 percent.

Prices for final demand less foods, energy, and trade services edged up 0.1 percent in December after increasing 0.3 percent in November. The index for final demand less foods, energy, and trade services advanced 4.6 percent in 2022 following a 7.0-percent rise in 2021.

Final Demand

Final demand goods: Prices for final demand goods moved down 1.6 percent in December, the largest decrease since falling 1.8 percent in July. Leading the December decline, the index for final demand energy dropped 7.9 percent. Prices for final demand foods decreased 1.2 percent. Conversely, the index for final demand goods less foods and energy advanced 0.2 percent.

Product detail: Nearly half of the December decrease in the index for final demand goods can be traced to a 13.4-percent decline in prices for gasoline. The indexes for diesel fuel; jet fuel; fresh and dry vegetables; canned, cooked, smoked, or prepared poultry; and basic organic chemicals also fell. In contrast, prices for carbon steel scrap increased 8.3 percent. The indexes for chicken eggs and for electric power also moved higher. (See table 2.)

Final demand services: Prices for final demand services edged up 0.1 percent in December after rising 0.2 percent in November. The December increase can be traced to margins for final demand trade services, which advanced 0.3 percent. (Trade indexes measure changes in margins received by wholesalers and retailers.) Conversely, the index for final demand transportation and warehousing services fell 0.2 percent, while prices for final demand services less trade, transportation, and warehousing were unchanged.

Product detail: A major factor in the December increase in prices for final demand services was a 17.6-percent jump in margins for fuels and lubricants retailing. The indexes for deposit services (partial), airline passenger services, inpatient

care, and professional and commercial equipment wholesaling also moved higher. In contrast, prices for truck transportation of freight decreased 1.7 percent. The indexes for residential real estate loans (partial), machinery and vehicle wholesaling, and guestroom rental also fell.

Intermediate Demand by Commodity Type

Within intermediate demand in December, prices for processed goods decreased 2.8 percent, the index for unprocessed goods rose 3.4 percent, and prices for services increased 0.4 percent. (See tables B and C.)

Processed goods for intermediate demand: The index for processed goods for intermediate demand moved down 2.8 percent in December, the largest decline since falling 3.4 percent in April 2020. Over 80 percent of the broad-based decrease in December is attributable to prices for processed energy goods, which dropped 10.9 percent. The indexes for processed materials less foods and energy and for processed foods and feeds also moved down, 0.5 percent and 0.8 percent, respectively. In 2022, prices for processed goods for intermediate demand increased 4.7 percent after jumping 24.4 percent in 2021.

Product detail: Nearly two-thirds of the December decline in the index for processed goods for intermediate demand can be traced to a 27.0-percent drop in prices for diesel fuel. The indexes for gasoline; basic organic chemicals; jet fuel; asphalt; and canned, cooked, smoked, or prepared poultry also moved lower. Conversely, prices for electric power advanced 1.0 percent. The indexes for beef and veal and for primary nonferrous metals also increased.

Unprocessed goods for intermediate demand: Prices for unprocessed goods for intermediate demand rose 3.4 percent in December following three consecutive declines. Leading the increase, the index for unprocessed energy materials advanced 9.5 percent. Prices for unprocessed nonfood materials less energy moved up 0.6 percent. In contrast, the index for unprocessed foodstuffs and feedstuffs fell 1.5 percent. In 2022, prices for unprocessed goods for intermediate demand moved up 11.7 percent following a 40.0-percent jump in 2021.

Product detail: A major factor in the increase in prices for unprocessed goods for intermediate demand was the index for natural gas, which surged 45.3 percent. Prices for ungraded chicken eggs, carbon steel scrap, hay and hayseeds, slaughter turkeys, and aluminum base scrap also moved up. Conversely, the index for grains declined 5.9 percent. Prices for crude petroleum and for raw cotton also decreased.

Chart 1. One-month percent changes in selected PPI final demand price indexes, seasonally adjusted

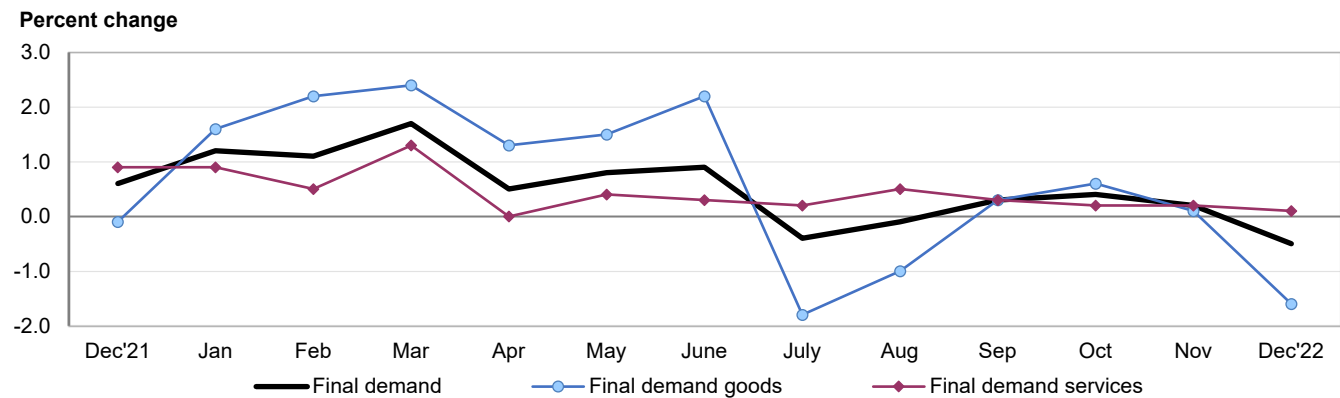


Chart 2. Twelve-month percent changes in selected PPI final demand price indexes, not seasonally adjusted

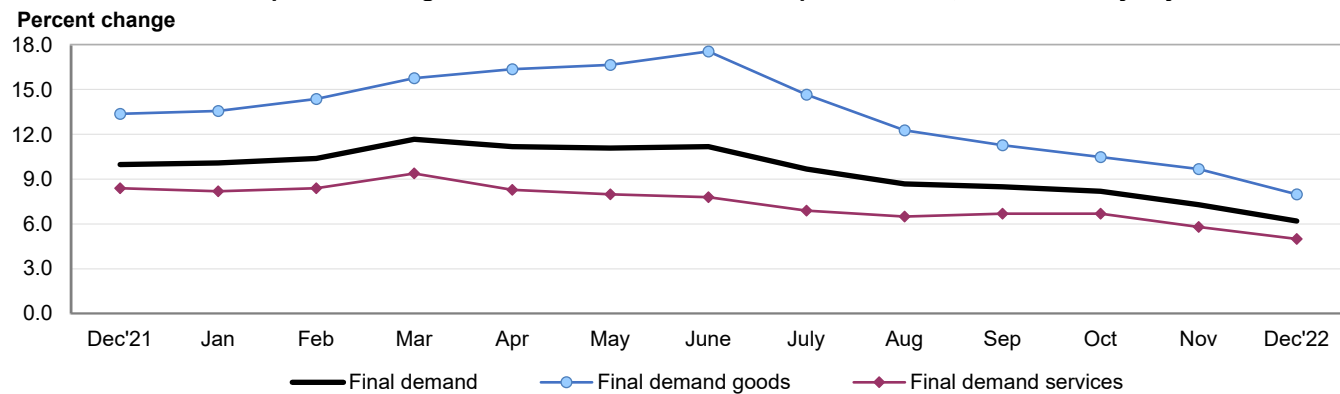


Table A. Monthly and 12-month percent changes in selected final demand price indexes, seasonally adjusted

Month	Total final demand	Final demand less foods, energy, and trade	Final demand goods				Final demand services				Change in final demand from 12 months ago (unadj.)	Change in final demand less foods, energy, and trade from 12 mo. ago (unadj.)	
			Total	Foods	Energy	Less foods and energy	Total	Trade	Transportation and warehousing	Other			
2021													
Dec...	0.6	0.4	-0.1	-0.2	-1.4	0.4	0.9	1.9	1.6	0.3	10.0	7.0	
2022													
Jan...	1.2	0.8	1.6	1.8	4.1	0.8	0.9	1.3	0.0	0.8	10.1	6.9	
Feb...	1.1	0.2	2.2	1.9	7.2	0.8	0.5	1.7	2.0	-0.3	10.4	6.7	
Mar...	1.7	1.0	2.4	2.4	6.6	1.1	1.3	2.3	5.6	0.4	11.7	7.1	
Apr....	0.5	0.4	1.3	1.5	1.5	1.1	0.0	0.1	2.1	-0.2	11.2	6.8	
May...	0.8	0.5	1.5	0.4	4.8	0.7	0.4	0.6	2.5	0.1	11.1	6.8	
June...	0.9	0.3	2.2	-0.1	8.9	0.5	0.3	0.3	0.8	0.2	11.2	6.4	
July...	-0.4	0.2	-1.8	1.2	-9.1	0.1	0.2	0.7	-0.5	0.0	9.7	5.8	
Aug. ¹ ..	-0.1	0.2	-1.0	-0.1	-5.4	0.2	0.5	1.0	-1.1	0.4	8.7	5.6	
Sept. ¹ ..	0.3	0.3	0.3	1.5	0.3	0.0	0.3	-0.2	-0.3	0.6	8.5	5.7	
Oct. ¹ ..	0.4	0.2	0.6	0.7	2.5	0.0	0.2	0.1	0.4	0.2	8.2	5.5	
Nov. ¹ ..	0.2	0.3	0.1	3.3	-3.2	0.3	0.2	0.0	-0.9	0.4	7.3	4.9	
Dec....	-0.5	0.1	-1.6	-1.2	-7.9	0.2	0.1	0.3	-0.2	0.0	6.2	4.6	

¹ Some of the figures shown above and elsewhere in this release may differ from those previously reported because data for August 2022 through November 2022 have been revised to reflect the availability of late reports and corrections by respondents.

Table B. Monthly and 12-month percent changes in selected intermediate demand price indexes for goods by commodity type, seasonally adjusted

Month	Processed goods for intermediate demand					Unprocessed goods for intermediate demand				
	Total	Foods and feeds	Energy goods	Less foods and energy	Total, change from 12 months ago (unadj.)	Total	Food-stuffs and feed-stuffs	Energy materials	Nonfood materials less energy	Total, change from 12 months ago (unadj.)
2021										
Dec.....	-0.1	0.1	-2.7	0.6	24.4	-4.8	3.8	-12.1	-1.8	40.0
2022										
Jan.....	2.2	2.6	4.7	1.5	24.8	3.1	2.9	4.2	1.1	36.4
Feb.....	1.5	2.1	5.8	0.4	23.3	9.8	5.4	18.2	1.5	33.5
Mar.....	2.3	2.1	7.3	0.9	22.1	2.9	7.7	-4.3	9.7	43.3
Apr.....	2.0	3.2	4.4	1.2	22.0	5.5	4.2	9.3	1.3	50.1
May.....	2.3	1.1	4.5	1.8	21.6	5.4	0.2	14.6	-4.2	46.4
June.....	2.0	0.0	8.8	0.1	21.9	4.8	-0.4	11.1	-2.0	50.3
July.....	-2.3	0.3	-8.8	-0.4	17.2	-9.3	-1.9	-14.3	-7.2	32.5
Aug. ¹	-1.4	-0.1	-4.4	-0.6	14.3	4.6	-1.6	10.9	0.4	36.9
Sept. ¹	-0.1	-0.2	2.0	-0.8	12.9	-3.0	1.1	-6.6	0.0	29.1
Oct. ¹	-0.1	-0.1	1.9	-0.7	10.2	-10.2	-1.5	-18.3	-5.1	9.1
Nov. ¹	-0.8	0.7	-3.2	-0.2	7.7	-3.7	-0.1	-8.0	-0.9	2.8
Dec.....	-2.8	-0.8	-10.9	-0.5	4.7	3.4	-1.5	9.5	0.6	11.7

¹ Some of the figures shown above and elsewhere in this release may differ from those previously reported because data for August 2022 through November 2022 have been revised to reflect the availability of late reports and corrections by respondents.

Services for intermediate demand: The index for services for intermediate demand rose 0.4 percent in December, the sixth consecutive increase. Over 70 percent of the December advance can be attributed to prices for services less trade, transportation, and warehousing for intermediate demand, which moved up 0.5 percent. The index for trade services for intermediate demand increased 0.6 percent. In contrast, prices for transportation and warehousing services for intermediate demand fell 0.1 percent. In 2022, the index for services for intermediate demand rose 6.4 percent following an 8.3-percent advance in 2021.

Product detail: Over 40 percent of the December rise in the index for services for intermediate demand can be traced to a 16.4-percent increase in prices for deposit services (partial). The indexes for fuels and lubricants retailing, business loans (partial), gross rents for retail properties, paper and plastics products wholesaling, and airline passenger services also advanced. Conversely, prices for truck transportation of freight fell 1.7 percent. The indexes for investment banking and for chemicals and allied products wholesaling also decreased.

Table C. Monthly and 12-month percent changes in selected intermediate demand price indexes for services by commodity type, seasonally adjusted

Month	Services for intermediate demand				Total, change from 12 months ago (unadj.)
	Total	Trade	Transportation and warehousing	Other	
2021					
Dec.....	0.8	1.5	1.6	0.5	8.3
2022					
Jan.....	0.8	1.4	0.6	0.6	7.9
Feb.....	0.2	1.4	0.4	-0.2	7.8
Mar.....	1.3	4.4	2.1	0.0	8.4
Apr.....	0.9	1.0	1.7	0.6	8.0
May.....	0.5	0.6	0.6	0.4	7.9
June.....	-0.3	-0.7	0.1	-0.3	6.3
July.....	0.3	0.0	1.0	0.2	5.9
Aug. ¹	0.6	-1.1	-0.4	1.4	6.0
Sept. ¹	0.4	-0.1	-0.7	0.9	6.1
Oct. ¹	0.4	0.1	0.7	0.5	6.6
Nov. ¹	0.8	1.3	-1.3	1.1	6.9
Dec.....	0.4	0.6	-0.1	0.5	6.4

¹ Some of the figures shown above and elsewhere in this release may differ from those previously reported because data for August 2022 through November 2022 have been revised to reflect the availability of late reports and corrections by respondents.

Intermediate Demand by Production Flow

Stage 4 intermediate demand: Prices for stage 4 intermediate demand declined 0.3 percent in December following four consecutive increases. In December, the index for total goods inputs to stage 4 intermediate demand fell 0.9 percent. In contrast, prices for total services inputs rose 0.3 percent. (See table D.) Decreases in the indexes for diesel fuel; gasoline; grains; strawberries; canned, cooked, smoked, or prepared poultry; and portfolio management outweighed increases in prices for deposit services (partial), gross rents for retail properties, and electric power. In 2022, the index for stage 4 intermediate demand moved up 6.0 percent after rising 12.6 percent in 2021.

Stage 3 intermediate demand: The index for stage 3 intermediate demand declined 2.1 percent in December, the largest decrease since dropping 5.4 percent in April 2020. In December, prices for total goods inputs to stage 3 intermediate demand fell 4.5 percent. Conversely, the index for total services inputs rose 0.3 percent. Decreases in prices for diesel fuel, jet fuel, slaughter chickens, grains, raw milk, and truck transportation of freight outweighed advances in the indexes for deposit services (partial), ungraded chicken eggs, and hay and hayseeds. In 2022, prices for stage 3 intermediate demand increased 4.9 percent after jumping 20.8 percent in 2021.

Stage 2 intermediate demand: Prices for stage 2 intermediate demand advanced 2.2 percent in December following three consecutive declines. In December, the index for total goods inputs to stage 2 intermediate demand rose 3.5 percent, and prices for total services inputs increased 1.1 percent. Advances in the indexes for natural gas, deposit services (partial), fuels and lubricants retailing, business loans (partial), carbon steel scrap, and aluminum base scrap outweighed declines in prices for crude petroleum, basic organic chemicals, and guestroom rental. In 2022, the index for stage 2 intermediate demand rose 8.7 percent after jumping 21.6 percent in 2021.

Stage 1 intermediate demand: The index for stage 1 intermediate demand declined 1.7 percent in December, the largest decrease since falling 1.9 percent in July. In December, prices for total goods inputs to stage 1 intermediate demand dropped 3.2 percent. The index for total services inputs was unchanged. Decreases in prices for diesel fuel, basic organic chemicals, gasoline, grains, guestroom rental, and investment banking outweighed increases in the indexes for gross rents for retail properties, fuels and lubricants retailing, and carbon steel scrap. In 2022, prices for stage 1 intermediate demand advanced 5.5 percent following a 17.8-percent rise in 2021.

Table D. Monthly percent changes in selected intermediate demand price indexes by production flow, seasonally adjusted

Month	Stage 4 intermediate demand			Stage 3 intermediate demand			Stage 2 intermediate demand			Stage 1 intermediate demand		
	Total	Goods inputs	Ser-vices inputs	Total	Goods inputs	Ser-vices inputs	Total	Goods inputs	Ser-vices inputs	Total	Goods inputs	Ser-vices inputs
2021												
Dec.....	0.7	0.5	0.8	0.8	0.7	0.9	-2.2	-5.6	1.2	0.4	0.0	0.8
2022												
Jan.....	1.5	2.1	1.0	1.6	2.6	0.7	1.4	2.7	0.1	1.4	1.8	1.0
Feb.....	0.6	1.2	0.0	1.4	2.6	0.1	4.3	8.4	0.3	1.0	1.6	0.2
Mar.....	1.2	1.6	0.8	3.1	4.5	1.6	0.8	0.3	1.3	2.8	3.3	2.2
Apr.....	1.0	1.2	0.7	2.5	3.7	1.3	2.8	4.7	0.7	1.7	2.4	0.9
May.....	0.9	1.4	0.4	1.7	2.6	0.6	3.6	6.8	0.3	1.5	2.3	0.7
June.....	0.4	1.1	-0.3	0.5	1.4	-0.5	2.9	5.4	0.0	1.0	2.4	-0.6
July.....	-0.4	-0.9	0.0	-1.4	-3.0	0.4	-4.2	-8.4	1.0	-1.9	-3.2	-0.5
Aug. ¹	0.3	0.0	0.6	-1.6	-3.1	0.1	3.1	4.7	1.3	-0.6	-1.4	0.4
Sept. ¹	0.4	0.1	0.6	-0.1	-0.2	0.0	-1.8	-3.9	0.5	0.3	0.4	0.2
Oct. ¹	0.1	-0.1	0.2	-0.1	-0.6	0.5	-4.7	-9.9	0.8	0.1	-0.2	0.4
Nov. ¹	0.4	-0.3	1.0	-0.5	-1.4	0.4	-1.3	-3.3	0.6	-0.1	-1.1	0.9
Dec.....	-0.3	-0.9	0.3	-2.1	-4.5	0.3	2.2	3.5	1.1	-1.7	-3.2	0.0

¹ Some of the figures shown above and elsewhere in this release may differ from those previously reported because data for August 2022 through November 2022 have been revised to reflect the availability of late reports and corrections by respondents.

Recalculated Seasonal Adjustment Factors and Relative Importance Figures to be Available on February 14, 2023

Each year with the release of PPI data for January, seasonal adjustment factors and relative importance figures are recalculated to reflect price movements from the just-completed calendar year. The following information relating to the seasonal-factor update will be available on February 14, 2023 (2 workdays prior to the release of PPI data for January 2023 on February 16, 2023):

- Direct seasonal factors for PPI commodity indexes for the year 2023,
- Recalculated seasonal factors for the last 5 years (2018-2022) for PPI commodity indexes,
- Recalculated seasonal factors for the last 5 years (2018-2022) for PPI Final Demand-Intermediate Demand indexes,
- Recalculated seasonal index data for the last 5 years (2018-2022) for Final Demand-Intermediate Demand and commodity indexes. This revision to seasonally adjusted indexes for the previous 5 years will be posted to the PPI database on the BLS website.

In addition, the following relative importance tables, which include values for December 2022, will be available on February 14, 2023:

- Final demand by individual commodities
- Final demand by component series
- Individual commodities of intermediate demand by commodity type
- Component series of intermediate demand by commodity type
- Individual commodities of intermediate demand by production flow
- Component series of intermediate demand by production flow
- Commodities, all levels
- Wherever-provided services and construction

This information will be available on the PPI website at www.bls.gov/ppi or by contacting the PPI Section of Index Analysis and Public Information at ppi-info@bls.gov or (202) 691-7705.

PPI Weights to be Updated to Reflect 2017 Census Shipment Values

With the release of January 2023 Producer Price Index (PPI) data on February 16, 2023, the Bureau of Labor Statistics will update PPI value weights to more accurately reflect recent production and marketing patterns. The updated weights will be constructed using 2017 value of shipments data from the Census of Manufactures, the Census of Mining, the Census of Services, and the Census of Agriculture. These data were collected in accordance with the North American Product Classification System (NAPCS). From January 2018 through December 2022, PPI weights have been based on 2012 North American Industry Classification System (NAICS) shipment values.

All PPIs will be affected by this weight update, including all industry net output indexes, as well as indexes for traditional commodity groupings. In addition, weights will be updated from the 2012 to the 2017 Economic Census for all Final Demand-Intermediate Demand (FD-ID) indexes, special commodity-grouping indexes, and inputs to industry indexes. This weight revision will not result in changes to the reference base for indexes, the dates when PPIs are set to 100.

It is important to note that the basic structures of the PPI commodity and FD-ID classification systems will not

change as a result of the weight revision. However, PPIs classified according to the NAICS will be updated to reflect 2022 NAICS definitions established by the U.S. Census Bureau. The weight update also will result in shifting relative importance values. These shifts will impact aggregate indexes in a manner commensurate with the relative gains and losses in value weights from 2012 to 2017.

In addition, PPI sample updates normally occurring with the release of October 2022 and February 2023 data will be combined and released in conjunction with the release of January 2023 PPI data in February 2023.

Commodity and FD-ID relative importance figures for December 2022 will be released on February 14, 2023, two business days prior to the release of January 2023 PPI data. This information will be available on the PPI website at www.bls.gov/ppi/tables/. Following the January 2023 PPI data release, a concordance between Census product codes and PPI commodity codes will be available upon request by contacting the PPI Section of Index Analysis and Public Information at ppi-info@bls.gov or (202) 691-7705.

Chart 1. The Final Demand Index and its component indexes, January 2018 through December 2022, 12-month percentage changes

Percent change

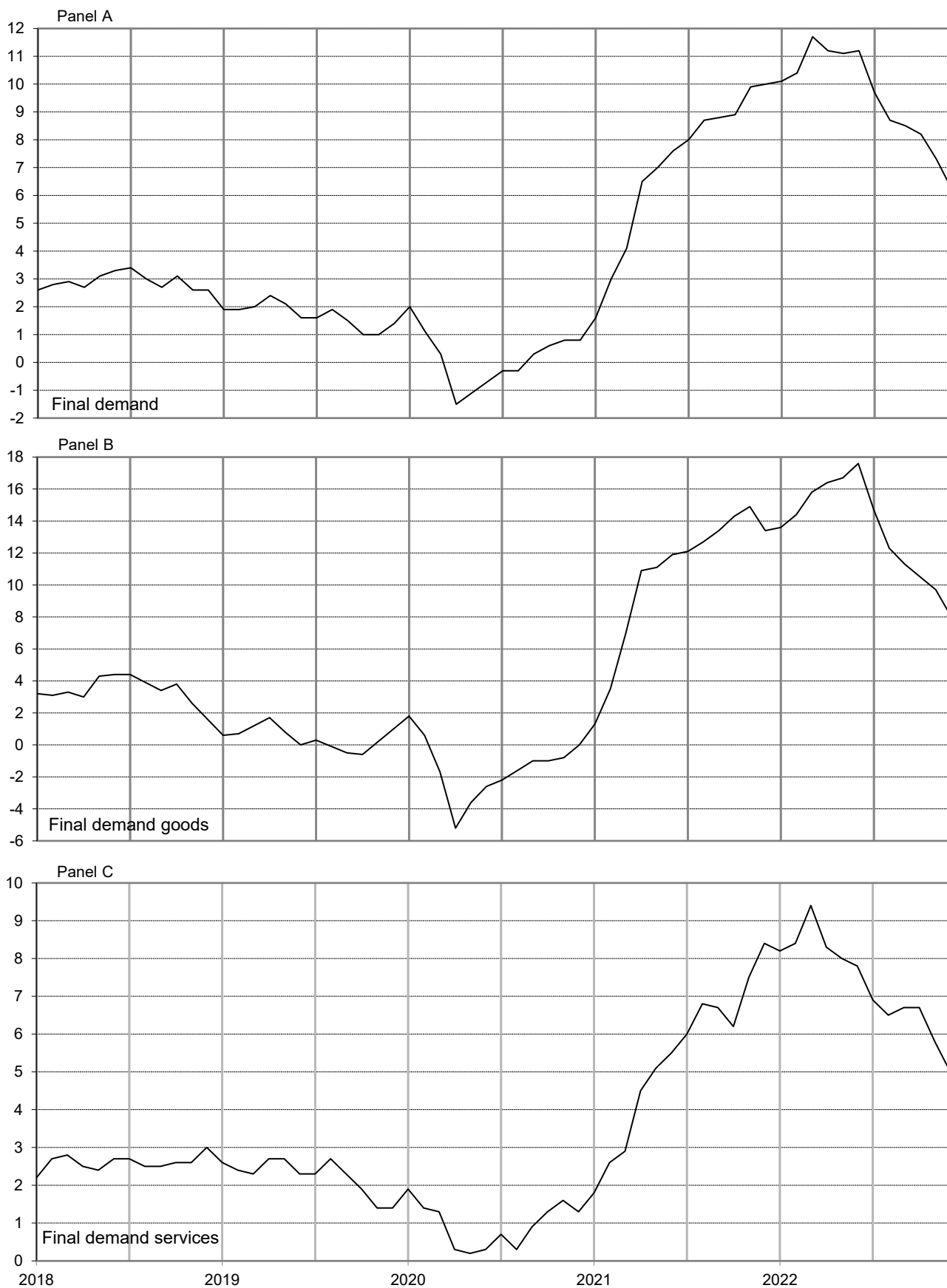


Chart 2. The Processed Goods for Intermediate Demand Index and its component indexes, January 2018 through December 2022, 12-month percentage changes

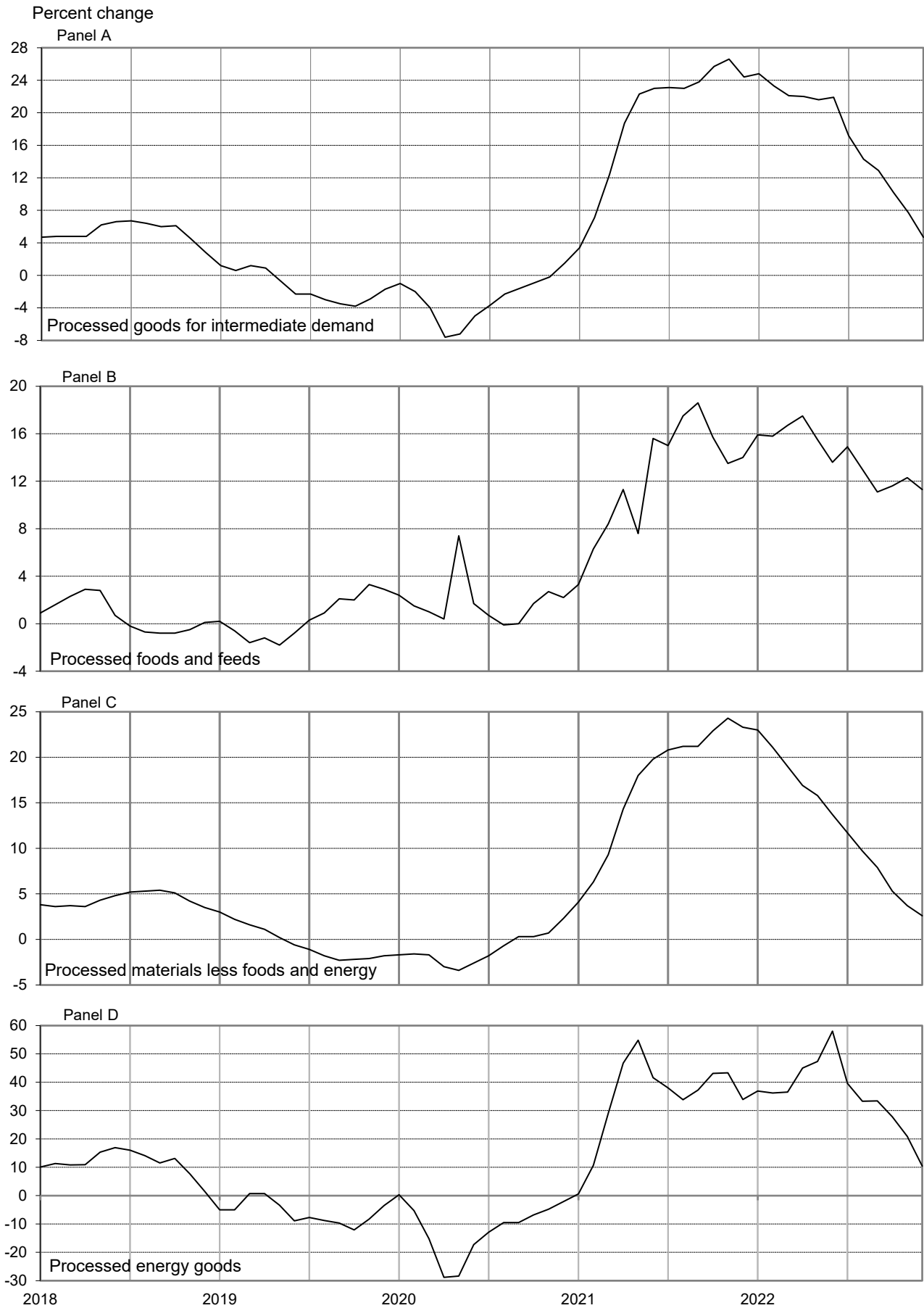


Chart 3. The Unprocessed Goods for Intermediate Demand Index and its component indexes, January 2018 through December 2022, 12-month percentage changes

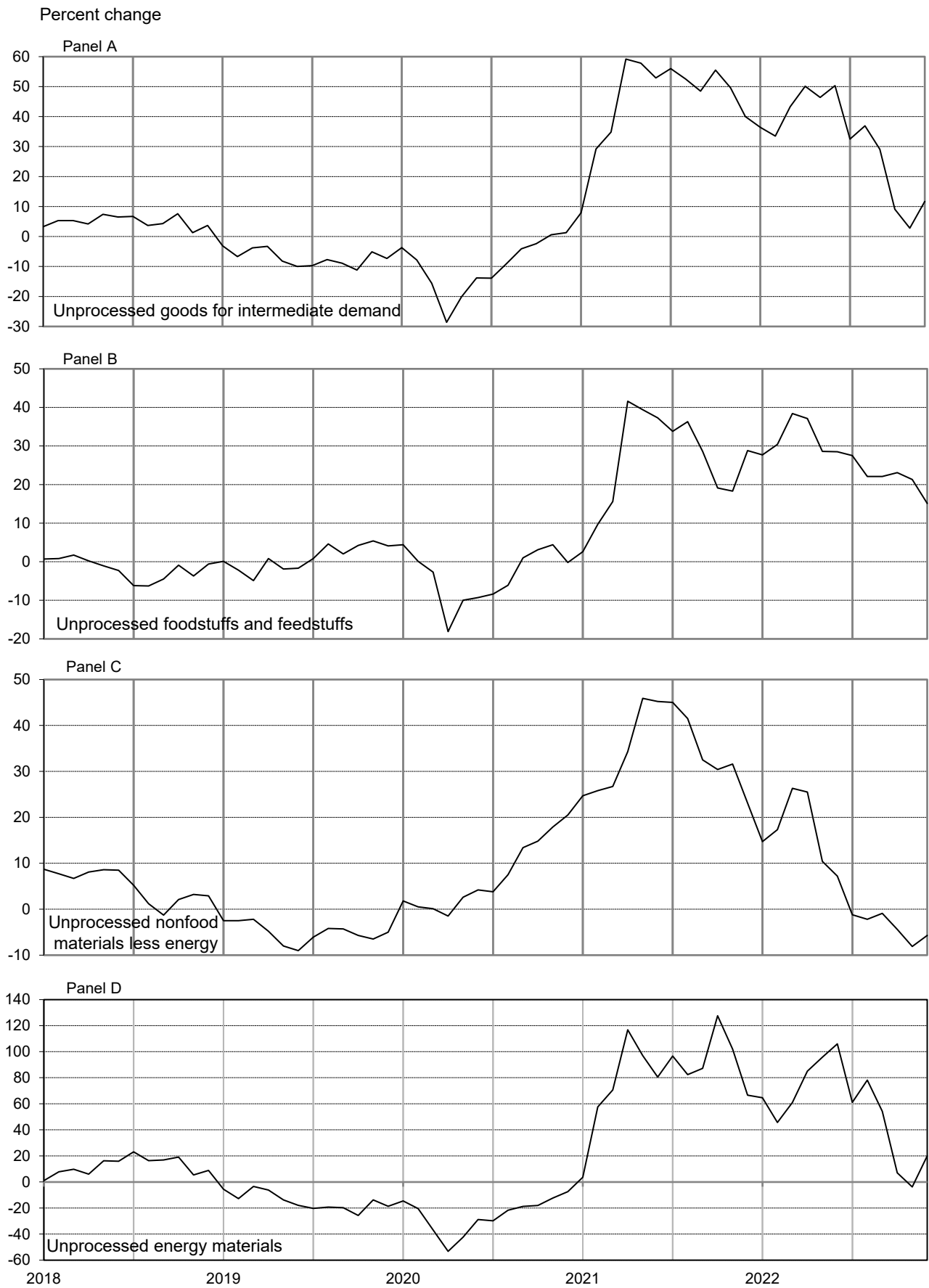
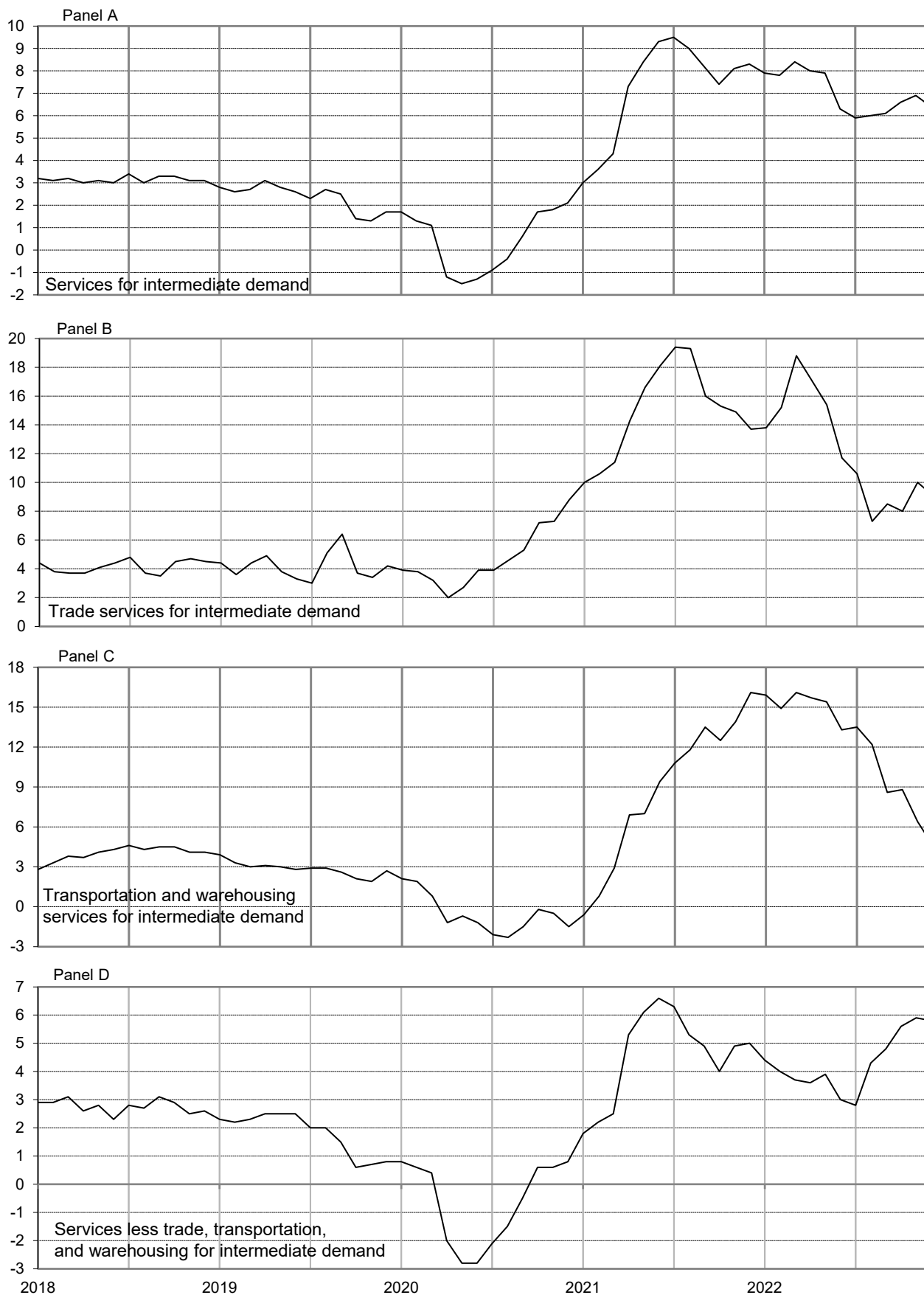


Chart 4. The Services for Intermediate Demand Index and its component indexes, January 2018 through December 2022, 12-month percentage changes

Percent change



Source: U.S. Bureau of Labor Statistics, Producer Price Index Program

Table 1. Producer price index percentage changes and weights for Final Demand-Intermediate Demand groupings, seasonally adjusted
[December 2022]

Grouping	Commodity code		Relative Importance Dec. 2021 ¹	Unadjusted 12-month percent change ² Dec. 2021 to Dec. 2022 ^P	Seasonally adjusted 1-month percent change ²				
	Group code	Item code			July to Aug.	Aug. to Sept. ^P	Sept. to Oct. ^P	Oct. to Nov. ^P	Nov. to Dec. ^P
Final Demand									
Final demand.....	FD	4	100.000	6.2	-0.1	0.3	0.4	0.2	-0.5
Final demand goods.....	FD	41	33.128	8.0	-1.0	0.3	0.6	0.1	-1.6
Final demand foods.....	FD	411	5.743	14.3	-0.1	1.5	0.7	3.3	-1.2
Finished consumer foods ³	FD	4111	4.425	15.3	-0.4	1.4	1.3	3.7	-1.0
Finished consumer foods, crude.....	FD	41113	0.460	64.9	-7.2	11.4	15.6	21.0	-1.7
Finished consumer foods, processed.....	FD	41112	3.965	9.5	0.5	0.2	-0.5	1.2	-0.9
Government purchased foods.....	FD	4112	0.407	9.9	0.0	0.2	0.2	1.2	-0.3
Foods for export.....	FD	4113	0.911	11.7	1.3	2.7	-1.9	2.4	-2.3
Final demand energy.....	FD	412	5.972	9.1	-5.4	0.3	2.5	-3.2	-7.9
Finished consumer energy goods ³	FD	4121	4.773	6.3	-5.0	-0.2	2.8	-3.2	-6.3
Government purchased energy.....	FD	4122	0.834	18.4	-6.6	2.8	2.9	-3.4	-13.6
Energy for export.....	FD	4123	0.365	23.7	-6.8	0.9	-0.9	-2.6	-12.6
Final demand goods less foods and energy.....	FD	413	21.412	6.0	0.2	0.0	0.0	0.3	0.2
Finished goods less foods and energy ³	FD	4131	12.084	7.8	0.5	0.3	0.3	0.5	0.3
Finished consumer goods less foods and energy.....	FD	41311	6.448	7.3	0.5	0.3	0.2	0.6	0.3
Nondurable consumer goods less foods and energy.....	FD	413111	4.061	7.7	0.6	0.3	0.3	0.8	0.2
Durable consumer goods.....	FD	413112	2.387	6.6	0.3	0.1	0.0	0.2	0.4
Private capital equipment.....	FD	41312	5.636	8.3	0.5	0.3	0.3	0.3	0.4
Private capital equipment for manufacturing industries.....	FD	413121	1.256	10.2	0.5	0.4	0.3	0.5	0.4
Private capital equipment for nonmanufacturing industries.....	FD	413122	4.380	7.7	0.5	0.3	0.4	0.3	0.4
Government purchased goods, excluding foods and energy.....	FD	4132	2.255	6.7	0.1	-0.1	0.0	0.2	0.1
Government purchased goods excluding foods, energy, and capital equipment.....	FD	41321	1.338	8.2	0.0	-0.1	-0.1	0.2	-0.1
Government purchased capital equipment.....	FD	41322	0.917	4.5	0.2	-0.1	0.1	0.2	0.3
Goods for export, excluding foods and energy.....	FD	4133	7.073	2.8	-0.3	-0.5	-0.6	0.0	0.1
Final demand services.....	FD	42	65.132	5.0	0.5	0.3	0.2	0.2	0.1
Final demand trade services ⁴	FD	423	20.434	8.7	1.0	-0.2	0.1	0.0	0.3
Trade of finished goods ³	FD	4231	17.549	8.5	1.3	-0.3	0.2	-0.2	0.4
Trade of personal consumption goods.....	FD	42311	14.295	8.4	1.5	-0.5	0.4	-0.6	0.6
Trade of private capital equipment.....	FD	42312	3.254	8.8	0.1	0.8	-1.0	1.2	-0.7
Trade of government purchased goods.....	FD	4232	0.761	11.6	-0.3	0.8	-0.3	1.5	-0.2
Trade of government purchased goods, excluding capital equipment.....	FD	42321	0.474	11.7	-0.5	0.5	-0.2	1.2	0.1
Trade of government purchased capital equipment.....	FD	42322	0.287	11.3	0.2	1.2	-0.6	2.0	-0.7
Trade of exports.....	FD	4233	2.124	9.4	-0.4	0.6	-0.3	1.7	-0.2
Final demand transportation and warehousing services.....	FD	422	4.396	10.8	-1.1	-0.3	0.4	-0.9	-0.2
Transportation of passengers for final demand.....	FD	4221	1.113	17.1	0.5	-0.3	3.0	-5.1	3.0
Transportation of private passengers.....	FD	42211	0.752	17.1	0.5	-0.3	3.0	-5.1	3.0
Transportation of government passengers.....	FD	42212	0.090	16.9	0.5	-0.3	2.9	-5.1	3.0
Transportation of passengers for export.....	FD	42213	0.271	17.3	0.5	-0.3	3.0	-5.2	3.1
Transportation and warehousing of goods for final demand.....	FD	4222	3.283	8.6	-1.7	-0.3	-0.5	0.7	-1.3
Transportation and warehousing of finished goods ³	FD	42221	2.160	8.5	-1.8	-0.4	-0.5	0.7	-1.3
Transportation and warehousing of personal consumption goods.....	FD	422211	1.734	8.5	-1.7	-0.3	-0.5	0.7	-1.3
Transportation and warehousing of private capital equipment.....	FD	422212	0.426	8.7	-1.9	-0.4	-0.6	0.7	-1.4
Transportation and warehousing of government purchased goods.....	FD	42222	0.198	8.3	-1.6	0.0	-0.4	0.6	-1.1
Transportation and warehousing of exports.....	FD	42223	0.925	8.9	-1.5	-0.2	-0.5	0.7	-1.2
Final demand services less trade, transportation, and warehousing.....	FD	421	40.301	2.5	0.4	0.6	0.2	0.4	0.0
Finished services less trade, transportation, and warehousing ³	FD	4211	35.337	2.5	0.3	0.6	0.2	0.4	0.0
Finished consumer services less trade, transportation, and warehousing.....	FD	42111	31.663	2.1	0.3	0.5	0.2	0.4	0.0
Private capital investment services less trade, transportation, and warehousing.....	FD	42112	3.674	6.0	0.5	0.9	-0.2	-0.2	0.1
Government purchased services less trade, transportation, and warehousing.....	FD	4212	2.482	1.8	0.7	0.4	0.1	0.2	0.2
Gov. purchased services less trade, transportation, and warehousing, excl. capital investment.....	FD	42121	2.376	1.9	0.8	0.4	0.1	0.3	0.2
Government purchased capital investment services less trade, transportation, and warehousing.....	FD	42122	0.106	-0.7	-0.5	0.6	-0.5	-0.8	0.3
Services for export less trade, transportation, and warehousing.....	FD	4213	2.482	3.4	1.4	0.8	0.3	1.5	0.4
Final demand construction.....	FD	43	1.740	18.5	0.2	0.2	2.7	0.1	0.0
Construction for private capital investment.....	FD	431	1.133	19.9	0.2	0.2	2.7	0.1	0.1
Construction for government.....	FD	432	0.606	16.1	0.1	0.3	2.6	0.0	0.0
Special Groupings of Final Demand									
Final demand less exports.....	FD	49101	85.849	6.3	0.0	0.3	0.5	0.1	-0.5
Final demand less government.....	FD	49102	92.367	6.1	0.0	0.3	0.4	0.2	-0.4

See footnotes at end of table.

Table 1. Producer price index percentage changes and weights for Final Demand-Intermediate Demand groupings, seasonally adjusted — Continued
[December 2022]

Grouping	Commodity code		Relative Importance Dec. 2021 ¹	Unadjusted 12-month percent change ² Dec. 2021 to Dec. 2022 ^P	Seasonally adjusted 1-month percent change ²				
	Group code	Item code			July to Aug.	Aug. to Sept. ^P	Sept. to Oct. ^P	Oct. to Nov. ^P	Nov. to Dec. ^P
Final demand less foods, food and nonalcoholic beverages for immediate consumption, and energy ⁵	FD	49103	87.780	5.6	0.4	0.2	0.2	0.2	0.1
Final demand less foods and energy ⁵	FD	49104	88.285	5.5	0.4	0.2	0.2	0.2	0.1
Final demand less foods and food and nonalcoholic beverages for immediate consumption ⁵	FD	49105	93.752	5.8	-0.1	0.2	0.4	0.0	-0.5
Final demand less foods ⁵	FD	49106	94.257	5.8	0.0	0.2	0.4	0.0	-0.5
Final demand less energy.....	FD	49107	94.028	6.1	0.4	0.3	0.2	0.4	0.0
Final demand less trade services.....	FD	49108	79.566	5.6	-0.3	0.4	0.4	0.2	-0.7
Final demand less distributive services ⁶	FD	49109	76.283	5.5	-0.3	0.4	0.5	0.2	-0.7
Final demand goods less energy.....	FD	49111	27.155	7.8	0.1	0.3	0.1	1.0	-0.1
Final demand goods less foods.....	FD	49112	27.384	6.7	-1.2	0.1	0.6	-0.6	-1.8
Final demand services less trade services.....	FD	49113	44.697	3.4	0.2	0.5	0.2	0.3	0.0
Final demand distributive services ⁶	FD	49114	23.717	8.7	0.6	-0.2	0.0	0.1	0.1
Final demand goods plus final demand distributive services ⁶	FD	49115	56.844	8.3	-0.3	0.1	0.4	0.1	-0.9
Final demand less foods, energy, and trade services ⁵	FD	49116	67.851	4.6	0.2	0.3	0.2	0.3	0.1
Private and government purchased capital equipment.....	FD	49117	6.553	7.7	0.5	0.3	0.3	0.3	0.4
Private and government purchased capital investment services.....	FD	49118	7.747	7.4	0.2	0.8	-0.6	0.5	-0.3
Total private and government purchased capital investment.....	FD	49119	14.300	8.7	0.3	0.5	0.2	0.4	0.0
Total finished ³	FD	49201	78.213	6.2	0.1	0.3	0.5	0.1	-0.4
Total finished less foods, food and nonalcoholic beverages for immediate consumption, and energy ^{3, 5}	FD	49202	68.515	5.7	0.5	0.3	0.3	0.2	0.2
Total finished less foods and energy ^{3, 5}	FD	49203	69.015	5.6	0.5	0.3	0.3	0.2	0.1
Total finished less foods and food and nonalcoholic beverages for immediate consumption ^{3, 5}	FD	49204	73.288	5.8	0.1	0.2	0.4	-0.1	-0.3
Total finished less foods ^{3, 5}	FD	49205	73.788	5.6	0.1	0.2	0.4	-0.1	-0.3
Total finished less energy ³	FD	49206	73.440	6.2	0.5	0.3	0.3	0.4	0.1
Finished goods ³	FD	49207	21.282	9.0	-1.1	0.4	1.1	0.2	-1.5
Finished goods less energy ³	FD	49208	16.509	9.8	0.3	0.6	0.6	1.4	-0.1
Finished goods, excluding foods ^{3, 5}	FD	49209	16.857	7.3	-1.3	0.1	1.0	-0.7	-1.7
Finished services ³	FD	49210	55.798	4.8	0.5	0.2	0.2	0.1	0.1
Private capital investment services.....	FD	49211	7.354	7.4	0.2	0.7	-0.6	0.5	-0.3
Finished distributive services ^{3, 6}	FD	49212	19.709	8.5	0.9	-0.3	0.1	-0.1	0.2
Finished services less trade services ³	FD	49213	38.249	3.2	0.2	0.5	0.2	0.3	0.0
Finished services less distributive services ^{3, 6}	FD	49214	36.089	2.8	0.3	0.6	0.3	0.2	0.1
Total private capital investment (goods, services, and construction).....	FD	49215	14.123	8.7	0.3	0.5	0.1	0.4	0.0
Finished goods plus finished distributive services ^{3, 6}	FD	49216	40.991	8.7	-0.1	0.1	0.6	0.1	-0.7
Total exports.....	FD	49301	14.151	5.7	-0.2	0.2	-0.4	0.5	-0.5
Goods for export.....	FD	49302	8.349	4.7	-0.5	0.0	-0.7	0.1	-0.9
Services for export.....	FD	49303	5.802	7.1	0.2	0.5	0.1	1.1	0.0
Total government purchases.....	FD	49401	7.633	8.0	-0.8	0.6	0.6	-0.2	-1.8
Government purchased goods.....	FD	49402	3.496	9.9	-1.9	0.8	0.8	-0.8	-3.9
Government purchased services.....	FD	49403	3.531	4.7	0.3	0.5	0.0	0.4	0.1
Total government purchased capital investment (goods, services, construction).....	FD	49404	1.916	8.9	0.2	0.3	0.8	0.4	0.1
Government purchases, defense.....	FD	49405	2.357	6.9	-1.4	0.5	0.4	-0.2	-2.4
Government purchases, non-defense.....	FD	49406	5.276	8.4	-0.6	0.6	0.7	-0.2	-1.7
Personal consumption.....	FD	49501	64.090	5.6	0.0	0.2	0.6	0.1	-0.4
Personal consumption goods (finished consumer goods).....	FD	49502	15.646	9.2	-1.6	0.4	1.3	0.2	-2.2
Personal consumption goods less energy.....	FD	49503	10.873	10.5	0.2	0.7	0.7	1.9	-0.3
Personal consumption goods less foods.....	FD	49504	11.221	6.9	-2.1	0.1	1.3	-1.2	-2.7
Personal consumption nondurable goods less foods.....	FD	49508	8.834	7.0	-2.7	0.0	1.7	-1.5	-3.5
Personal consumption services.....	FD	49505	48.444	4.4	0.6	0.2	0.3	0.0	0.2
Personal consumption less trade services.....	FD	49506	49.795	4.8	-0.4	0.5	0.6	0.3	-0.7
Personal consumption less distributive services ⁶	FD	49507	48.061	4.7	-0.4	0.5	0.7	0.2	-0.7
Personal consumption less foods and energy.....	FD	49510	54.892	4.8	0.6	0.2	0.3	0.1	0.2
Personal consumption less foods, energy, and trade services ⁴	FD	49511	40.597	3.5	0.2	0.4	0.3	0.3	0.0
Personal consumption less foods, energy, and distributive services ⁶	FD	49512	38.863	3.3	0.3	0.5	0.3	0.3	0.1
Personal consumption goods plus personal consumption distributive services ⁶	FD	49509	31.675	8.8	-0.2	0.0	0.8	-0.1	-0.9
Intermediate Demand by Commodity Type									
Processed goods									
Processed goods for intermediate demand.....	ID6	1	100.000	4.7	-1.4	-0.1	-0.1	-0.8	-2.8
Materials and components for manufacturing.....	ID6	11	45.927	-0.5	-1.4	-1.2	-1.1	-0.2	-0.8
Materials for manufacturing.....	ID6	111	30.390	-3.9	-2.3	-2.0	-1.6	-0.4	-1.3
Materials for food manufacturing.....	ID6	1111	4.084	11.4	-0.9	-0.7	0.5	0.9	-0.6
Materials for nondurable manufacturing.....	ID6	1112	13.045	0.5	-2.7	-1.1	-1.2	-0.5	-1.9
Materials for durable manufacturing.....	ID6	1113	13.261	-12.9	-2.3	-3.4	-2.9	-0.7	-1.0
Components for manufacturing.....	ID6	112	15.537	6.3	0.3	0.1	0.0	0.1	0.1

See footnotes at end of table.

Table 1. Producer price index percentage changes and weights for Final Demand-Intermediate Demand groupings, seasonally adjusted — Continued
[December 2022]

Grouping	Commodity code		Relative Importance Dec. 2021 ¹	Unadjusted 12-month percent change ² Dec. 2021 to Dec. 2022 ^P	Seasonally adjusted 1-month percent change ²				
	Group code	Item code			July to Aug.	Aug. to Sept. ^P	Sept. to Oct. ^P	Oct. to Nov. ^P	Nov. to Dec. ^P
Components for nondurable manufacturing.....	ID6	1121	0.800	7.3	0.8	-0.3	-0.2	0.1	0.1
Components for durable manufacturing.....	ID6	1122	14.737	6.2	0.3	0.2	0.0	0.1	0.1
Materials and components for construction.....	ID6	12	9.074	7.6	0.4	-0.4	-0.3	-0.3	-0.3
Materials for construction.....	ID6	121	3.869	6.4	0.5	-0.5	-0.5	-0.2	-0.5
Components for construction.....	ID6	122	5.205	8.6	0.3	-0.2	-0.2	-0.3	-0.2
Processed fuels and lubricants for intermediate demand.....	ID6	13	18.757	10.4	-4.4	2.0	1.9	-3.2	-10.9
Processed fuels and lubricants to manufacturing industries.....	ID6	131	4.683	12.9	-2.2	1.5	1.0	-3.3	-7.5
Processed fuels and lubricants to nonmanufacturing industries.....	ID6	132	14.074	9.6	-5.1	2.1	2.2	-3.2	-12.1
Containers for intermediate demand.....	ID6	14	2.795	13.2	1.3	0.3	0.0	0.2	0.1
Supplies for intermediate demand.....	ID6	15	23.448	8.3	0.4	0.0	-0.2	0.2	-0.2
Supplies to manufacturing industries.....	ID6	151	3.227	6.6	0.6	0.1	-0.5	0.0	0.2
Supplies to nonmanufacturing industries.....	ID6	152	20.221	8.5	0.3	0.0	-0.1	0.2	-0.2
Supplies to nonmanufacturing industries, feeds.....	ID6	1521	1.743	13.9	1.6	1.2	-1.4	-0.1	-1.4
Supplies to nonmanufacturing industries, other than feeds.....	ID6	1522	18.478	8.0	0.2	-0.1	0.0	0.3	-0.1
Unprocessed goods									
Unprocessed goods for intermediate demand.....	ID6	2	100.000	11.7	4.6	-3.0	-10.2	-3.7	3.4
Unprocessed foodstuffs and feedstuffs.....	ID6	21	32.603	15.1	-1.6	1.1	-1.5	-0.1	-1.5
Unprocessed nonfood materials.....	ID6	22	67.398	10.1	7.5	-4.8	-14.1	-5.6	6.0
Unprocessed nonfood materials except fuel.....	ID6	221	44.822	-1.0	-2.8	-3.2	-1.4	-1.7	-7.0
Unprocessed nonfood materials except fuel to manufacturing industries.....	ID6	2211	42.852	-1.6	-3.0	-3.3	-1.5	-1.8	-7.3
Unprocessed nonfood materials except fuel to nonmanufacturing industries.....	ID6	2212	1.970	11.6	0.8	0.4	0.3	0.3	0.2
Unprocessed fuel.....	ID6	222	22.576	32.1	24.3	-6.8	-31.0	-12.9	33.9
Unprocessed fuel to manufacturing industries.....	ID6	2221	1.143	44.0	6.4	-1.9	-11.7	-4.9	4.0
Unprocessed fuel to nonmanufacturing industries.....	ID6	2222	21.433	31.4	25.3	-7.1	-32.0	-13.5	36.2
Services									
Services for intermediate demand.....	ID6	3	100.000	6.4	0.6	0.4	0.4	0.8	0.4
Trade services for intermediate demand ⁴	ID6	33	22.377	9.1	-1.1	-0.1	0.1	1.3	0.6
Trade services for manufacturing industries.....	ID6	331	11.472	7.5	-1.3	0.1	0.0	1.3	0.3
Trade services for nonmanufacturing industries.....	ID6	332	10.905	10.8	-0.9	-0.3	0.1	1.2	0.9
Transportation and warehousing services for intermediate demand.....	ID6	32	13.264	4.6	-0.4	-0.7	0.7	-1.3	-0.1
Transportation of passengers for intermediate demand.....	ID6	321	0.984	16.9	0.5	-0.3	2.9	-5.1	3.0
Transportation of passengers for manufacturing industries.....	ID6	3211	0.116	17.3	0.5	-0.3	3.0	-5.2	3.1
Transportation of passengers for nonmanufacturing industries.....	ID6	3212	0.868	16.9	0.5	-0.3	2.9	-5.1	3.0
Transportation and warehousing of goods for intermediate demand.....	ID6	322	12.280	3.6	-0.4	-0.8	0.4	-0.9	-0.4
Transportation and warehousing of goods for manufacturing industries.....	ID6	3221	2.498	9.4	-1.1	0.2	-0.5	0.6	-0.9
Transportation and warehousing of goods for nonmanufacturing industries.....	ID6	3222	9.782	2.1	-0.3	-1.1	0.7	-1.3	-0.3
Services less trade, transportation, and warehousing for intermediate demand.....	ID6	31	64.359	5.8	1.4	0.9	0.5	1.1	0.5
Services less trade, transportation, and warehousing for manufacturing industries.....	ID6	311	2.040	4.9	0.4	0.2	0.2	0.2	0.0
Services less trade, transportation, and warehousing for nonmanufacturing industries.....	ID6	312	62.318	5.8	1.4	0.9	0.5	1.1	0.5
Construction									
Construction for intermediate demand.....	ID6	4	100.000	7.7	0.1	0.3	0.6	0.0	0.1
Special Groupings of Intermediate Demand by Commodity Type									
Processed materials less foods and feeds.....	ID6	9111	92.100	4.2	-1.5	-0.1	-0.1	-0.9	-3.0
Processed foods and feeds.....	ID6	9112	7.900	11.3	-0.1	-0.2	-0.1	0.7	-0.8
Processed energy goods.....	ID6	9113	18.757	10.4	-4.4	2.0	1.9	-3.2	-10.9
Processed materials less energy.....	ID6	9118	81.243	3.4	-0.6	-0.7	-0.7	-0.1	-0.5
Processed materials less foods and energy.....	ID6	9115	73.343	2.6	-0.6	-0.8	-0.7	-0.2	-0.5
Intermediate distributive services ⁷	ID6	9116	34.657	7.2	-0.9	-0.4	0.2	0.5	0.3
Processed goods plus intermediate distributive services.....	ID6	9117	-	5.4	-1.3	-0.2	0.0	-0.4	-1.9
Unprocessed materials less agricultural products.....	ID6	9211	62.340	10.8	8.1	-5.8	-15.0	-6.0	7.7
Unprocessed energy materials ⁸	ID6	9212	42.130	20.0	10.9	-6.6	-18.3	-8.0	9.5
Unprocessed materials less energy.....	ID6	9213	57.870	6.4	-0.9	0.7	-2.8	-0.4	-0.7
Unprocessed nonfood materials less energy ⁹	ID6	9216	25.267	-5.7	0.4	0.0	-5.1	-0.9	0.6
Intermediate Demand by Production Flow									
Stage 4 Intermediate Demand									
Stage 4 intermediate demand.....	ID5	4	100.000	6.0	0.3	0.4	0.1	0.4	-0.3
Inputs to stage 4 goods producers.....	ID5	41	32.865	6.0	-0.3	0.2	-0.2	0.2	-0.2
Goods.....	ID5	411	23.183	5.4	0.1	0.1	-0.3	-0.1	-0.5

See footnotes at end of table.

Table 1. Producer price index percentage changes and weights for Final Demand-Intermediate Demand groupings, seasonally adjusted — Continued
 [December 2022]

Grouping	Commodity code		Relative Importance Dec. 2021 ¹	Unadjusted 12-month percent change ² Dec. 2021 to Dec. 2022 ^P	Seasonally adjusted 1-month percent change ²				
	Group code	Item code			July to Aug.	Aug. to Sept. ^P	Sept. to Oct. ^P	Oct. to Nov. ^P	Nov. to Dec. ^P
Foods.....	ID5	4111	3.188	10.7	0.6	2.1	-0.3	-0.2	-2.7
Energy.....	ID5	4112	0.189	10.5	-3.3	0.2	2.1	-1.2	-3.8
Goods excluding foods and energy.....	ID5	4113	19.806	4.5	0.1	-0.2	-0.4	-0.1	0.0
Services.....	ID5	412	9.682	7.3	-1.4	0.5	0.1	1.2	0.4
Trade services.....	ID5	4123	7.732	7.7	-1.8	0.6	0.2	1.5	0.5
Transportation and warehousing services.....	ID5	4122	0.475	8.4	-0.9	-0.2	-0.1	-0.4	-0.1
Transportation of passengers.....	ID5	41221	0.066	17.3	0.5	-0.3	3.0	-5.2	3.1
Transportation and warehousing of goods.....	ID5	41222	0.409	7.0	-1.1	-0.2	-0.7	0.4	-0.6
Services less trade, transportation, and warehousing.....	ID5	4121	1.475	4.8	0.4	0.2	0.1	0.2	0.0
Inputs to stage 4 services producers.....	ID5	42	52.483	5.9	1.1	0.6	0.2	0.6	0.0
Goods.....	ID5	421	13.894	7.8	0.1	0.4	-0.1	-0.4	-1.1
Foods.....	ID5	4211	2.353	4.8	-0.4	-1.0	-1.1	1.0	-1.2
Energy.....	ID5	4212	3.737	10.6	-0.3	1.6	0.1	-2.5	-3.0
Goods excluding foods and energy.....	ID5	4213	7.804	7.3	0.5	0.1	0.1	0.3	0.0
Services.....	ID5	422	38.503	5.2	1.4	0.7	0.3	1.1	0.3
Trade services.....	ID5	4223	4.524	10.7	-0.3	0.6	0.1	1.3	0.3
Transportation and warehousing services.....	ID5	4222	3.277	5.2	-0.9	0.0	0.7	-1.3	0.2
Transportation of passengers.....	ID5	42221	0.421	17.2	0.5	-0.3	3.0	-5.2	3.0
Transportation and warehousing of goods.....	ID5	42222	2.856	3.5	-1.1	0.0	0.3	-0.6	-0.3
Services less trade, transportation, and warehousing.....	ID5	4221	30.702	4.3	1.9	0.9	0.3	1.3	0.4
Construction.....	ID5	423	0.086	7.7	0.1	0.3	0.6	0.0	0.1
Inputs to stage 4 construction producers.....	ID5	43	14.650	6.8	-0.9	-0.3	0.3	-0.3	-1.4
Goods.....	ID5	431	10.502	7.1	-0.6	-0.3	0.4	-0.6	-1.8
Energy.....	ID5	4312	0.844	0.9	-10.0	0.1	5.5	-5.3	-16.9
Goods excluding foods and energy.....	ID5	4313	9.658	7.7	0.5	-0.3	-0.2	-0.1	-0.3
Services.....	ID5	432	4.148	6.0	-1.5	-0.5	0.1	0.6	-0.2
Trade services.....	ID5	4323	2.051	5.6	-3.0	-0.9	0.4	0.8	0.0
Transportation and warehousing services.....	ID5	4322	0.612	8.1	-1.8	-0.4	-0.6	0.5	-1.2
Transportation of passengers.....	ID5	43221	0.013	17.3	0.5	-0.3	3.0	-5.2	3.0
Transportation and warehousing of goods.....	ID5	43222	0.599	7.9	-1.8	-0.4	-0.7	0.6	-1.3
Services less trade, transportation, and warehousing.....	ID5	4321	1.485	5.6	0.7	0.1	0.0	0.3	0.0
Stage 3 Intermediate Demand									
Stage 3 intermediate demand.....	ID5	3	100.000	4.9	-1.6	-0.1	-0.1	-0.5	-2.1
Inputs to stage 3 goods producers.....	ID5	31	49.802	2.7	-2.1	-0.8	-1.4	-0.7	-1.6
Goods.....	ID5	311	40.208	1.6	-2.4	-1.0	-1.8	-1.0	-2.0
Foods.....	ID5	3111	11.423	15.2	-2.6	0.5	-1.9	-0.8	-1.7
Energy.....	ID5	3112	1.551	0.2	-4.9	-0.7	1.5	-3.6	-18.6
Goods excluding foods and energy.....	ID5	3113	27.234	-4.0	-2.1	-1.7	-1.9	-0.9	-1.0
Services.....	ID5	312	9.594	7.1	-1.1	-0.3	0.0	0.7	-0.1
Trade services.....	ID5	3123	5.774	6.1	-1.4	-0.5	0.1	0.9	0.3
Transportation and warehousing services.....	ID5	3122	2.538	9.8	-1.3	-0.2	-0.3	0.5	-0.8
Transportation of passengers.....	ID5	31221	0.120	17.3	0.5	-0.3	3.0	-5.2	3.1
Transportation and warehousing of goods.....	ID5	31222	2.418	9.5	-1.4	-0.2	-0.5	0.8	-1.0
Services less trade, transportation, and warehousing.....	ID5	3121	1.282	6.2	0.5	0.1	0.3	0.2	-0.3
Inputs to stage 3 services producers.....	ID5	32	48.823	7.2	-1.1	0.7	1.2	-0.4	-2.7
Goods.....	ID5	321	10.251	14.7	-5.6	2.3	3.0	-2.5	-12.1
Foods.....	ID5	3211	0.088	12.1	2.9	1.4	-1.2	1.0	-0.5
Energy.....	ID5	3212	6.099	19.4	-8.2	3.5	4.5	-3.9	-18.0
Goods excluding foods and energy.....	ID5	3213	4.064	7.8	-0.1	-0.1	0.0	0.3	-0.2
Services.....	ID5	322	37.657	5.2	0.5	0.1	0.6	0.3	0.5
Trade services.....	ID5	3223	2.600	14.8	-0.2	0.6	-0.5	1.0	0.2
Transportation and warehousing services.....	ID5	3222	8.909	-0.3	0.2	-1.8	1.1	-2.1	0.0
Transportation of passengers.....	ID5	32221	0.022	2.7	0.2	-0.3	0.0	-0.3	0.0
Transportation and warehousing of goods.....	ID5	32222	8.887	-0.3	0.2	-1.8	1.2	-2.1	0.0
Services less trade, transportation, and warehousing.....	ID5	3221	26.148	6.1	0.6	0.7	0.5	1.1	0.6
Construction.....	ID5	323	0.915	7.7	0.1	0.3	0.6	0.0	0.1
Inputs to stage 3 construction producers.....	ID5	33	1.376	6.2	-1.8	-0.9	0.4	0.3	-0.1
Goods.....	ID5	331	0.574	5.2	0.4	-0.6	-0.6	-0.8	-0.4
Goods excluding foods and energy.....	ID5	3313	0.574	5.2	0.4	-0.6	-0.6	-0.8	-0.4
Services.....	ID5	332	0.802	6.8	-3.4	-1.1	1.2	1.0	0.1
Trade services.....	ID5	3323	0.760	6.8	-3.6	-1.1	1.2	1.1	0.2
Transportation and warehousing services.....	ID5	3322	0.015	11.3	0.0	0.3	-0.6	0.6	0.1
Transportation and warehousing of goods.....	ID5	33222	0.015	11.3	0.0	0.3	-0.6	0.6	0.1
Services less trade, transportation, and warehousing.....	ID5	3321	0.027	6.1	1.1	0.0	0.3	0.1	-0.5
Stage 2 Intermediate Demand									

See footnotes at end of table.

Table 1. Producer price index percentage changes and weights for Final Demand-Intermediate Demand groupings, seasonally adjusted — Continued
 [December 2022]

Grouping	Commodity code		Relative Importance Dec. 2021 ¹	Unadjusted 12-month percent change ² Dec. 2021 to Dec. 2022 ^P	Seasonally adjusted 1-month percent change ²				
	Group code	Item code			July to Aug.	Aug. to Sept. ^P	Sept. to Oct. ^P	Oct. to Nov. ^P	Nov. to Dec. ^P
Stage 2 intermediate demand.....	ID5	2	100.000	8.7	3.1	-1.8	-4.7	-1.3	2.2
Inputs to stage 2 goods producers.....	ID5	21	55.017	9.5	4.4	-3.5	-8.7	-2.7	3.3
Goods.....	ID5	211	42.903	9.6	5.3	-4.3	-10.9	-3.6	4.0
Foods.....	ID5	2111	3.172	14.8	2.9	2.8	-4.2	1.2	-2.0
Energy.....	ID5	2112	20.215	18.3	10.3	-6.9	-18.2	-7.4	8.6
Goods excluding foods and energy.....	ID5	2113	19.516	-0.3	-1.3	-1.6	-1.6	0.0	0.1
Services.....	ID5	212	11.646	10.1	0.8	0.3	0.4	0.7	0.6
Trade services.....	ID5	2123	5.347	10.5	0.8	-0.8	0.3	0.8	0.9
Transportation and warehousing services.....	ID5	2122	3.332	8.1	0.2	1.0	0.1	-0.3	-0.3
Transportation of passengers.....	ID5	21221	0.156	16.3	0.5	-0.3	2.8	-4.9	2.9
Transportation and warehousing of goods.....	ID5	21222	3.176	7.7	0.1	1.1	-0.1	0.1	-0.5
Services less trade, transportation, and warehousing.....	ID5	2121	2.967	11.2	1.4	1.6	1.0	1.4	1.0
Construction.....	ID5	213	0.468	7.7	0.1	0.3	0.6	0.0	0.1
Inputs to stage 2 services producers.....	ID5	22	44.982	7.5	1.2	0.5	0.8	0.4	0.9
Goods.....	ID5	221	5.753	5.9	-0.2	-0.1	-0.1	-0.5	-1.2
Foods.....	ID5	2211	0.032	6.9	0.8	-0.1	-2.8	-0.9	-1.2
Energy.....	ID5	2212	0.393	2.7	-4.0	2.1	0.8	-4.9	-12.2
Goods excluding foods and energy.....	ID5	2213	5.328	6.2	0.1	-0.3	-0.2	-0.1	-0.3
Services.....	ID5	222	37.664	7.8	1.5	0.6	1.0	0.6	1.3
Trade services.....	ID5	2223	2.497	18.3	3.4	-2.4	-0.8	2.0	6.4
Transportation and warehousing services.....	ID5	2222	3.167	-8.5	1.6	-5.3	3.1	-6.9	1.0
Transportation of passengers.....	ID5	22221	0.356	17.2	0.5	-0.3	3.0	-5.1	3.0
Transportation and warehousing of goods.....	ID5	22222	2.811	-11.7	1.8	-6.1	3.1	-7.2	0.7
Services less trade, transportation, and warehousing.....	ID5	2221	32.000	8.6	1.3	1.4	0.9	1.2	0.9
Construction.....	ID5	223	1.565	7.7	0.1	0.3	0.6	0.0	0.1
Stage 1 Intermediate Demand									
Stage 1 intermediate demand.....	ID5	1	100.000	5.5	-0.6	0.3	0.1	-0.1	-1.7
Inputs to stage 1 goods producers.....	ID5	11	35.307	0.7	-1.1	-0.4	-1.4	-0.5	-1.4
Goods.....	ID5	111	25.965	-0.9	-1.4	-0.4	-1.8	-1.1	-2.0
Foods.....	ID5	1111	3.181	9.3	2.0	5.3	-3.9	-1.1	-3.2
Energy.....	ID5	1112	3.712	6.7	-1.3	1.6	-1.2	-2.8	-5.8
Goods excluding foods and energy.....	ID5	1113	19.072	-4.0	-2.0	-1.9	-1.6	-0.7	-0.9
Services.....	ID5	112	9.341	5.1	-0.3	-0.5	-0.1	0.9	0.1
Trade services.....	ID5	1123	6.053	5.0	-0.9	-1.1	-0.1	1.3	0.1
Transportation and warehousing services.....	ID5	1122	0.488	16.5	0.6	0.8	-0.2	-0.4	0.5
Transportation of passengers.....	ID5	11221	0.084	17.3	0.5	-0.3	3.0	-5.2	3.1
Transportation and warehousing of goods.....	ID5	11222	0.404	16.2	0.6	0.9	-0.6	0.3	0.1
Services less trade, transportation, and warehousing.....	ID5	1121	2.800	2.8	1.0	0.6	-0.1	0.3	-0.1
Construction.....	ID5	113	0.001	7.7	0.1	0.3	0.6	0.0	0.1
Inputs to stage 1 services producers.....	ID5	12	51.790	7.9	0.0	0.8	0.9	0.2	-1.7
Goods.....	ID5	121	17.196	11.7	-1.8	1.3	1.6	-1.2	-4.9
Foods.....	ID5	1211	0.051	118.6	-3.4	-5.7	20.8	-1.1	8.3
Energy.....	ID5	1212	5.758	13.7	-5.6	3.4	3.8	-3.5	-13.7
Goods excluding foods and energy.....	ID5	1213	11.387	10.2	0.6	0.1	0.1	0.2	0.3
Services.....	ID5	122	34.589	5.9	1.0	0.5	0.6	1.0	0.0
Trade services.....	ID5	1223	3.797	13.0	-0.7	0.7	-0.7	1.6	0.9
Transportation and warehousing services.....	ID5	1222	3.611	9.9	-0.3	-0.1	1.1	-1.6	0.6
Transportation of passengers.....	ID5	12221	1.098	17.3	0.5	-0.3	3.0	-5.2	3.1
Transportation and warehousing of goods.....	ID5	12222	2.513	6.6	-0.7	-0.1	0.3	0.2	-0.6
Services less trade, transportation, and warehousing.....	ID5	1221	27.181	4.4	1.5	0.5	0.7	1.2	-0.2
Construction.....	ID5	123	0.005	7.7	0.1	0.3	0.6	0.0	0.1
Inputs to stage 1 construction producers.....	ID5	13	12.903	9.3	-1.5	0.2	0.8	-0.1	-2.1
Goods.....	ID5	131	8.482	10.6	-0.7	0.7	0.9	-0.6	-3.1
Energy.....	ID5	1312	0.827	20.4	-8.9	5.7	8.0	-4.3	-22.8
Goods excluding foods and energy.....	ID5	1313	7.655	9.5	0.5	0.0	-0.1	0.0	-0.1
Services.....	ID5	132	4.421	7.0	-3.1	-0.9	0.6	1.0	-0.1
Trade services.....	ID5	1323	3.756	6.6	-3.3	-1.0	0.9	1.1	0.2
Transportation and warehousing services.....	ID5	1322	0.609	8.7	-2.0	-0.5	-0.6	0.7	-1.6
Transportation and warehousing of goods.....	ID5	13222	0.609	8.7	-2.0	-0.5	-0.6	0.7	-1.6
Services less trade, transportation, and warehousing.....	ID5	1321	0.056	8.9	2.6	0.3	0.4	0.1	0.2
Special Groupings of Intermediate Demand by Production Flow									
Total goods inputs to stage 4 intermediate demand.....	ID5	9411	47.579	6.5	0.0	0.1	-0.1	-0.3	-0.9
Total services inputs to stage 4 intermediate demand.....	ID5	9412	52.333	5.6	0.6	0.6	0.2	1.0	0.3
Total construction inputs to stage 4 intermediate demand.....	ID5	9413	0.086	7.7	0.1	0.3	0.6	0.0	0.1
Total foods inputs to stage 4 intermediate demand.....	ID5	9414	5.541	8.2	0.2	0.8	-0.6	0.3	-2.1

See footnotes at end of table.

Table 1. Producer price index percentage changes and weights for Final Demand-Intermediate Demand groupings, seasonally adjusted — Continued
 [December 2022]

Grouping	Commodity code		Relative Importance Dec. 2021 ¹	Unadjusted 12-month percent change ² Dec. 2021 to Dec. 2022 ^p	Seasonally adjusted 1-month percent change ²				
	Group code	Item code			July to Aug.	Aug. to Sept. ^p	Sept. to Oct. ^p	Oct. to Nov. ^p	Nov. to Dec. ^p
Total energy goods inputs to stage 4 intermediate demand.....	ID5	9415	4.770	8.9	-2.4	1.2	1.2	-3.0	-5.7
Total goods less foods and energy inputs to stage 4 intermediate demand.	ID5	9416	37.268	5.9	0.3	-0.2	-0.2	0.0	-0.1
Total goods inputs to stage 3 intermediate demand.....	ID5	9311	51.033	4.3	-3.1	-0.2	-0.6	-1.4	-4.5
Total services inputs to stage 3 intermediate demand.....	ID5	9312	48.053	5.6	0.1	0.0	0.5	0.4	0.3
Total construction inputs to stage 3 intermediate demand.....	ID5	9313	0.915	7.7	0.1	0.3	0.6	0.0	0.1
Total foods inputs to stage 3 intermediate demand.....	ID5	9314	11.511	15.2	-2.6	0.5	-1.9	-0.7	-1.6
Total energy goods inputs to stage 3 intermediate demand.....	ID5	9315	7.650	15.5	-7.6	2.7	4.0	-3.8	-18.1
Total goods less foods and energy inputs to stage 3 intermediate demand.	ID5	9316	31.872	-2.4	-1.8	-1.4	-1.6	-0.8	-0.9
Total goods inputs to stage 2 intermediate demand.....	ID5	9211	48.656	9.2	4.7	-3.9	-9.9	-3.3	3.5
Total services inputs to stage 2 intermediate demand.....	ID5	9212	49.310	8.3	1.3	0.5	0.8	0.6	1.1
Total construction inputs to stage 2 intermediate demand.....	ID5	9213	2.033	7.7	0.1	0.3	0.6	0.0	0.1
Total foods inputs to stage 2 intermediate demand.....	ID5	9214	3.204	14.8	2.9	2.7	-4.2	1.1	-2.0
Total energy goods inputs to stage 2 intermediate demand.....	ID5	9215	20.608	18.0	10.0	-6.7	-17.8	-7.3	8.2
Total goods less foods and energy inputs to stage 2 intermediate demand.	ID5	9216	24.844	1.1	-1.0	-1.3	-1.3	0.0	0.0
Total goods inputs to stage 1 intermediate demand.....	ID5	9111	51.643	5.0	-1.4	0.4	-0.2	-1.1	-3.2
Total services inputs to stage 1 intermediate demand.....	ID5	9112	48.351	5.9	0.4	0.2	0.4	0.9	0.0
Total construction inputs to stage 1 intermediate demand.....	ID5	9117	0.006	7.7	0.1	0.3	0.6	0.0	0.1
Total foods inputs to stage 1 intermediate demand.....	ID5	9114	3.232	10.9	1.9	5.1	-3.4	-1.1	-2.9
Total energy goods inputs to stage 1 intermediate demand.....	ID5	9115	10.297	11.7	-4.5	3.0	2.5	-3.4	-12.0
Total goods less foods and energy inputs to stage 1 intermediate demand.	ID5	9116	38.114	2.9	-0.7	-0.9	-0.7	-0.3	-0.3

¹ Comprehensive relative importance figures are initially computed after the publication of December indexes and are recalculated after final December indexes are available. Individual items and subtotals may not add exactly to totals because of rounding differences.

² All indexes are subject to revision for 4 months after their originally scheduled publication to incorporate late reports and corrections by survey respondents. In addition, seasonally adjusted indexes are subject to change for up to 5 years due to the recalculation of seasonal factors published each January.

³ PPI defines Total finished as including only the personal consumption and private capital investment portions of final demand.

⁴ Trade indexes measure changes in margins received by wholesalers and retailers.

⁵ The PPI definition of foods does not include food and beverages for immediate consumption. PPI defines food and beverages for immediate consumption as the service of preparing meals, snacks, and beverages to customer order for immediate on-premises and off-premises consumption.

⁶ Distributive services include transportation, warehousing, and trade of goods.

⁷ Includes intermediate trade, transportation, and warehousing services.

⁸ Includes crude petroleum.

⁹ Excludes crude petroleum.

^p Preliminary

"/" Data not available.

Table 2. Producer price index percentage changes for selected commodity groupings by Final Demand-Intermediate Demand category, seasonally adjusted
[December 2022]

Grouping	Commodity code		Unadjusted 12-month percent change ¹	Seasonally adjusted 1-month percent change ¹				
	Group code	Item code		Dec. 2021 to Dec. 2022 ^P	July to Aug.	Aug. to Sept. ^P	Sept. to Oct. ^P	Oct. to Nov. ^P
Final Demand								
Final demand.....	FD	4	6.2	-0.1	0.3	0.4	0.2	-0.5
Final demand goods.....	FD	41	8.0	-1.0	0.3	0.6	0.1	-1.6
Final demand foods.....	FD	411	14.3	-0.1	1.5	0.7	3.3	-1.2
Fresh fruits and melons ²	01	11	13.3	0.5	-1.3	11.5	3.2	-7.8
Fresh and dry vegetables ²	01	13	92.3	1.7	15.7	22.4	38.1	-9.4
Grains.....	01	2	8.8	3.2	10.5	-5.8	-3.3	-5.9
Eggs for fresh use ²	01	7107	191.8	-25.0	16.6	15.0	26.0	24.5
Oilseeds.....	01	8301	17.4	5.1	5.4	-9.5	4.8	-2.3
Bakery products ²	02	11	13.9	1.6	0.7	0.2	1.6	0.1
Milled rice ²	02	13	22.8	1.9	2.1	1.4	0.7	1.9
Pasta products ²	02	1402	20.4	0.0	1.1	3.0	-1.5	0.0
Beef and veal.....	02	2101	-7.8	-1.8	-3.4	-1.7	3.6	4.2
Pork.....	02	2104	3.4	2.1	2.3	-0.1	2.3	-1.3
Processed young chickens.....	02	2203	-6.7	-3.3	-1.7	-6.9	-1.3	-3.6
Processed turkeys.....	02	2206	35.6	1.7	0.5	1.9	0.5	0.7
Finfish and shellfish.....	02	23	-12.9	1.9	1.7	-0.5	-2.2	-1.8
Dairy products.....	02	3	12.7	-1.9	-1.4	0.2	-0.6	-0.3
Processed fruits and vegetables ²	02	4	18.5	1.0	2.9	0.9	1.8	0.3
Confectionery end products ²	02	55	6.2	0.5	0.4	0.4	0.5	-0.6
Soft drinks ²	02	62	12.1	5.4	2.1	-0.6	0.3	-1.3
Roasted coffee ²	02	6301	19.8	2.1	3.9	0.9	0.7	0.4
Shortening and cooking oils ²	02	78	12.7	-0.8	-1.2	-3.4	2.9	-3.5
Frozen specialty food ²	02	85	16.7	0.3	2.3	0.0	0.6	0.1
Final demand energy.....	FD	412	9.1	-5.4	0.3	2.5	-3.2	-7.9
Liquefied petroleum gas ²	05	32	-10.1	-4.2	-14.5	-14.0	12.4	-12.9
Residential electric power.....	05	41	12.3	1.6	0.1	1.6	-0.6	0.8
Residential natural gas.....	05	51	16.2	0.7	3.3	-2.0	-3.4	2.2
Gasoline.....	05	71	-5.9	-12.1	-1.5	5.2	-6.3	-13.4
Home heating oil and distillates.....	05	7302	37.0	-6.0	1.2	7.6	-10.4	-6.4
No. 2 diesel fuel.....	05	7303	20.4	-10.5	7.7	10.1	-4.6	-27.0
Final demand goods less foods and energy.....	FD	413	6.0	0.2	0.0	0.0	0.3	0.2
Alcoholic beverages.....	02	61	6.8	0.3	0.3	1.0	1.2	0.0
Pet food ²	02	9402	14.4	0.9	0.2	0.0	0.8	0.1
Women's, girls', and infants' apparel ²	03	8106	0.6	0.1	0.1	-0.1	0.0	0.0
Men's and boys' apparel ²	03	8107	11.4	0.6	1.5	0.0	0.5	0.0
Textile housefurnishings ²	03	82	3.7	-0.8	0.3	1.9	0.0	0.0
Footwear.....	04	3	10.3	1.3	3.6	0.8	-0.1	0.1
Industrial chemicals.....	06	1	-1.6	-5.3	-2.0	-1.3	-0.9	-3.2
Pharmaceutical preparations.....	06	38	2.3	0.3	0.3	0.2	0.1	0.2
Soaps and detergents ²	06	71	12.7	0.8	1.1	0.2	1.3	0.0
Cleaning and polishing products ²	06	72	5.5	1.5	0.2	0.2	0.0	0.0
Cosmetics and other toiletries ²	06	75	6.6	0.5	0.2	0.5	0.1	0.0
Tires ²	07	1201	15.2	0.7	0.5	1.0	0.6	0.6
Consumer, institutional, and commercial products, n.e.c. ²	07	2B	12.4	0.6	-0.4	-0.5	0.3	0.5
Sanitary paper products ²	09	1501	15.9	-0.3	1.4	1.4	4.2	-0.2
Iron and steel scrap ²	10	12	-27.7	-8.0	-3.4	-3.4	-3.3	8.3
Agricultural machinery and equipment.....	11	1	12.3	0.8	1.0	1.8	-0.1	-0.4
Construction machinery and equipment ²	11	2	8.8	2.6	0.1	0.0	0.2	0.0
Metal cutting machine tools ²	11	37	3.5	0.3	0.0	0.4	0.8	0.0
Metal forming machine tools.....	11	38	5.1	1.4	0.1	0.2	-0.2	-0.1
Tools, dies, jigs, fixtures, and industrial molds ²	11	39	7.5	0.5	0.4	0.6	0.1	0.2
Pumps, compressors, and equipment.....	11	41	15.1	0.5	0.8	0.6	0.8	0.1
Industrial material handling equipment ²	11	44	10.3	0.5	0.1	0.3	1.6	0.1
Electronic computers and computer equipment ²	11	5	5.3	-0.2	-0.5	-0.2	0.5	1.0
Textile machinery and equipment ²	11	62	5.8	0.0	0.0	0.0	0.0	0.0
Paper industries machinery ²	11	64	9.1	0.9	1.5	-0.1	0.5	0.3
Printing trades machinery and equipment ²	11	65	2.0	0.2	0.4	0.4	0.0	0.1
Transformers and power regulators ²	11	74	20.3	0.1	0.1	-2.7	1.7	2.4
Communication and related equipment.....	11	76	3.9	0.1	0.0	0.2	0.4	0.2
Electronic components and accessories.....	11	78	4.0	-0.3	0.4	0.7	0.5	-0.2
X-ray and electromedical equipment ²	11	7905	4.4	0.0	0.1	0.0	0.0	0.1
Oil field and gas field machinery ²	11	91	9.3	0.0	0.3	4.8	0.1	0.0
Mining machinery and equipment ²	11	92	13.4	0.3	2.7	0.0	1.0	0.2
Office and store machines and equipment ²	11	93	0.8	0.0	0.0	0.0	0.0	0.0

See footnotes at end of table.

Table 2. Producer price index percentage changes for selected commodity groupings by Final Demand-Intermediate Demand category, seasonally adjusted — Continued
 [December 2022]

Grouping	Commodity code		Unadjusted 12-month percent change ¹	Seasonally adjusted 1-month percent change ¹				
	Group code	Item code		Dec. 2021 to Dec. 2022 ^P	July to Aug.	Aug. to Sept. ^P	Sept. to Oct. ^P	Oct. to Nov. ^P
Household furniture ²	12	1	8.0	0.7	0.1	-0.4	-0.1	0.6
Commercial furniture ²	12	2	12.9	0.9	0.8	0.4	1.4	0.3
Floor coverings ²	12	3	1.9	1.4	0.3	0.6	0.9	0.0
Household appliances ²	12	4	9.5	0.2	0.0	-0.2	-1.3	1.7
Home electronic equipment ²	12	5	6.7	0.0	1.7	0.2	0.0	0.0
Lawn and garden equipment excl. garden tractors ²	12	66	11.1	0.4	-0.1	0.1	-0.3	2.9
Passenger cars.....	14	1101	2.1	0.4	0.1	-1.5	0.1	0.0
Light motor trucks.....	14	1105	7.1	0.2	0.1	0.6	0.3	0.7
Heavy motor trucks ²	14	1106	2.6	0.1	-0.1	0.1	0.2	0.0
Motor vehicles parts ²	14	12	3.6	0.5	0.2	0.0	-0.1	0.0
Truck trailers ²	14	14	16.9	0.1	0.2	0.5	0.0	0.1
Travel trailers and campers ²	14	16	7.5	0.2	1.1	0.6	0.1	0.0
Aircraft.....	14	21	5.2	0.3	0.1	0.3	0.3	0.4
Ships ²	14	31	2.4	0.0	-0.3	0.0	0.0	0.3
Railroad equipment ²	14	4	1.5	0.3	0.2	0.0	0.1	0.0
Toys, games, and children's vehicles ²	15	11	4.0	0.0	0.0	1.2	0.0	0.0
Sporting and athletic goods.....	15	12	18.5	-0.1	-0.2	0.4	2.1	1.9
Cigarettes ²	15	21	10.5	2.0	0.8	0.0	2.1	0.0
Mobile homes ²	15	5	7.6	-1.3	-0.9	-0.8	-0.3	0.0
Medical, surgical & personal aid devices.....	15	6	4.6	0.3	0.4	0.2	-0.1	0.3
Jewelry, platinum and karat gold ²	15	9402	11.6	1.7	-1.5	-0.5	3.7	0.7
Costume jewelry and novelties ²	15	9404	5.7	0.0	0.0	0.0	0.0	0.0
Final demand services.....	FD	42	5.0	0.5	0.3	0.2	0.2	0.1
Final demand trade services ³	FD	423	8.7	1.0	-0.2	0.1	0.0	0.3
Machinery and equipment parts and supplies wholesaling ²	57	1102	7.1	-2.8	1.4	0.1	2.1	0.6
Machinery and vehicle wholesaling ²	57	1103	14.8	1.1	1.7	-0.4	1.9	-1.4
Professional and commercial equipment wholesaling ²	57	1104	0.4	-2.6	-0.5	-1.5	2.6	2.0
Furnishings wholesaling ²	57	2	8.8	1.5	0.8	1.6	-1.5	0.0
Chemicals and allied products wholesaling ²	57	5	8.7	5.8	-1.3	-1.0	2.5	-0.9
Paper and plastics products wholesaling ²	57	6	23.7	-0.8	3.9	-0.4	0.3	2.6
Apparel wholesaling ²	57	7	3.5	1.9	2.9	5.1	-1.5	-6.0
Food and alcohol wholesaling ²	57	8	12.2	1.3	-1.1	1.9	-0.4	0.7
Food and alcohol retailing.....	58	1	17.9	0.9	2.2	2.7	-1.0	0.5
Health, beauty, and optical goods retailing ²	58	2	-0.8	1.0	-3.8	2.4	-3.4	0.3
Apparel, jewelry, footwear, and accessories retailing.....	58	3	-3.8	3.1	1.0	-0.7	-0.1	-1.8
Computer hardware, software, and supplies retailing ²	58	4	-2.6	-5.1	0.3	0.8	-6.2	0.1
TV, video, and photographic equipment and supplies retailing ²	58	5	-26.9	0.5	-11.6	8.8	-24.5	-3.7
Automobiles retailing (partial).....	58	6101	-9.9	-2.4	-0.7	-5.4	-3.4	0.7
Automotive parts, including tires, retailing ²	58	6102	18.5	0.4	1.3	0.4	2.2	0.7
RVs, trailers, and campers retailing ²	58	8	-49.1	-1.6	-8.8	-6.3	-18.1	-0.9
Sporting goods, including boats, retailing.....	58	9	-2.9	2.4	0.9	3.0	-5.6	-0.7
Lawn, garden, and farm equipment and supplies retailing ²	58	A	14.6	7.8	0.7	-3.7	0.6	-4.5
Furniture retailing ²	58	B	-8.8	-3.1	0.0	-3.6	-1.2	-0.1
Flooring and floor coverings retailing ²	58	C	15.7	-1.6	-3.7	3.5	0.4	0.3
Hardware, building materials, and supplies retailing.....	58	D	3.6	-5.9	-2.0	2.5	1.1	-0.2
Major household appliances retailing.....	58	E	2.1	-3.9	1.2	-3.0	-3.5	1.1
Fuels and lubricants retailing.....	58	F	31.3	12.5	-7.4	-1.7	2.8	17.6
Cleaning supplies and paper products retailing ²	58	G	13.8	-1.2	-1.0	-1.3	-1.3	-1.4
Book retailing ²	58	H	13.7	2.4	-0.5	1.8	0.3	0.1
Final demand transportation and warehousing services.....	FD	422	10.8	-1.1	-0.3	0.4	-0.9	-0.2
Rail transportation of freight and mail ²	30	11	8.4	-0.4	0.1	-0.6	0.6	-0.1
Truck transportation of freight ²	30	12	8.2	-2.2	-0.6	-0.6	0.7	-1.7
Air transportation of freight ²	30	14	-3.0	-1.5	-0.6	-2.6	-2.5	-0.1
Courier, messenger, and U.S. postal services.....	30	16	7.6	-0.3	0.4	0.4	0.5	-0.4
Rail transportation of passengers.....	30	21	2.1	0.2	-0.3	-0.1	-0.1	-0.2
Airline passenger services.....	30	22	17.3	0.5	-0.3	3.0	-5.2	3.1
Final demand services less trade, transportation, and warehousing.....	FD	421	2.5	0.4	0.6	0.2	0.4	0.0
Sales of books ²	33	11	6.6	0.1	-1.0	1.3	-0.7	1.4
Sales and subscriptions of periodicals and newspapers.....	33	12	1.8	-0.4	6.0	-0.2	-3.8	0.7
Application software publishing ²	34	2	-0.5	-1.5	1.9	-0.6	-2.4	0.5
Advertising space sales in periodicals, newspapers, directories, and mailing lists ²	36	1	0.6	0.2	-0.5	0.6	-0.3	1.0
Residential wired telecommunication services.....	37	11	4.2	0.9	2.4	0.2	0.0	0.1
Wireless telecommunication services.....	37	2	2.0	0.5	0.0	0.0	0.4	-0.1
Cable and satellite subscriber services.....	37	3	8.1	0.3	1.1	0.6	1.1	0.6
Internet access services ²	37	4	-2.0	-0.3	0.2	-0.2	-0.7	-0.3

See footnotes at end of table.

Table 2. Producer price index percentage changes for selected commodity groupings by Final Demand-Intermediate Demand category, seasonally adjusted — Continued
 [December 2022]

Grouping	Commodity code		Unadjusted 12-month percent change ¹	Seasonally adjusted 1-month percent change ¹				
	Group code	Item code		July to Aug.	Aug. to Sept. ^P	Sept. to Oct. ^P	Oct. to Nov. ^P	Nov. to Dec. ^P
Bundled wired telecommunications access services ²	37	5	5.5	0.4	1.7	1.2	-0.3	-0.2
Consumer loans (partial).....	39	12	1.0	4.4	-0.4	0.0	3.4	-6.8
Deposit services (partial) ²	39	2	13.7	-1.2	4.0	-0.2	-0.9	16.4
Other credit intermediation, incl. trust services (partial) ²	39	3	-5.8	-4.8	0.5	0.0	-2.5	0.0
Securities brokerage, dealing, investment advice, and related services ² ...	40	1	20.7	9.5	-1.8	4.1	10.7	0.4
Portfolio management ²	40	2	-14.1	2.2	1.6	-1.7	1.3	-1.0
Life insurance ²	41	1101	3.3	0.0	0.0	0.1	0.0	0.0
Disability insurance, including accidental death ²	41	1102	-0.4	0.0	0.0	0.0	0.0	0.0
Health and medical insurance.....	41	1103	1.9	0.2	0.2	0.3	0.2	0.3
Property and casualty insurance ²	41	1104	4.2	0.1	0.4	0.1	0.1	1.2
Annuities ²	41	2	-1.2	0.0	0.5	-0.3	0.0	0.0
Residential property sales and leases, brokerage fees and commissions...	43	21	7.2	1.1	0.1	-0.4	-0.4	-0.1
Passenger car rental.....	44	1	-2.5	3.7	-0.7	2.5	-3.7	-0.8
Legal services.....	45	1	4.8	0.4	0.8	0.4	0.4	0.2
Tax preparation and planning.....	45	2102	6.0	0.9	0.4	-0.7	0.6	-0.6
Architectural and engineering services.....	45	3	5.6	0.4	0.1	0.0	0.3	-0.1
Management, scientific, and technical consulting services.....	45	4	0.4	0.0	-0.3	-0.8	0.2	1.0
Arrangement of flights (partial).....	47	1	11.4	-0.4	0.0	-0.8	0.4	-1.3
Arrangement of vehicle rentals and lodging ²	47	2	4.3	-0.6	-0.2	-0.3	0.7	0.6
Arrangement of cruises and tours ²	47	3	19.0	0.1	-5.3	4.7	0.6	6.6
Physician care.....	51	1101	0.6	0.0	0.2	0.5	0.1	0.2
Medical laboratory and diagnostic imaging care ²	51	1102	-0.7	0.0	0.0	0.0	-0.4	0.1
Home health and hospice care.....	51	1103	2.2	0.2	0.1	1.0	0.1	0.2
Hospital outpatient care ²	51	1104	2.3	-0.3	-0.2	-1.0	0.4	-0.1
Dental care.....	51	1105	3.7	0.0	0.6	-0.1	0.1	0.1
Hospital inpatient care.....	51	2101	4.3	-0.1	0.2	0.9	0.0	0.3
Nursing home care.....	51	2102	4.6	0.7	0.4	0.3	0.4	0.3
Traveler accommodation services.....	53	11	4.4	-3.6	2.9	2.8	1.2	-3.4
Food and beverages for immediate consumption services (partial) ²	54	1	-3.5	0.3	-1.0	-0.4	0.5	-0.8
Motor vehicle repair and maintenance (partial).....	55	2	4.5	0.4	0.4	0.5	0.4	0.0
Membership dues and admissions and recreation facility use fees (partial) ²	56	1	5.5	-0.3	0.4	1.0	1.7	1.2
Recreational activity instruction fees (partial) ²	56	2	1.6	0.1	0.0	0.0	0.0	0.0
Gaming receipts (partial) ²	56	3	0.5	-2.3	5.4	-0.2	-4.3	0.5
Mining services ²	60	1	11.0	0.9	2.4	0.2	0.4	0.2
Final demand construction.....	FD	43	18.5	0.2	0.2	2.7	0.1	0.0
New warehouse building construction ²	80	1101	20.9	0.0	0.2	2.1	0.3	-0.2
New school building construction ²	80	1102	17.9	0.1	0.3	3.3	0.0	-0.1
New office building construction ²	80	1103	20.2	0.3	0.2	2.4	0.0	0.3
New industrial building construction ²	80	1104	20.8	0.1	0.1	2.8	0.2	-0.1
New health care building construction ²	80	1105	18.1	0.1	0.1	3.3	0.1	0.1
Intermediate Demand by Commodity Type								
Processed goods for intermediate demand.....	ID6	1	4.7	-1.4	-0.1	-0.1	-0.8	-2.8
Processed foods and feeds.....	ID6	9112	11.3	-0.1	-0.2	-0.1	0.7	-0.8
Meats.....	02	21	-1.1	0.3	-0.6	-0.5	2.4	1.4
Processed poultry.....	02	22	-5.7	-2.6	-5.8	-7.0	2.9	-9.9
Dairy products.....	02	3	12.7	-1.9	-1.4	0.2	-0.6	-0.3
Processed fruits and vegetables ²	02	4	18.5	1.0	2.9	0.9	1.8	0.3
Refined sugar and byproducts ²	02	53	9.6	0.7	4.5	0.2	-0.2	0.8
Fats and oils ²	02	7	11.6	-1.2	-0.2	-2.4	2.5	-3.0
Prepared animal feeds ²	02	9	14.1	1.0	0.2	-1.7	0.6	-0.4
Processed materials less foods and feeds.....	ID6	9111	4.2	-1.5	-0.1	-0.1	-0.9	-3.0
Synthetic fibers ²	03	1	6.4	2.2	1.0	0.1	-0.2	-1.2
Processed yarns and threads ²	03	2	8.5	-0.1	-3.0	-3.8	-1.5	0.2
Finished fabrics ²	03	4	8.6	0.6	0.0	-0.3	0.7	-0.5
Liquefied petroleum gas ²	05	32	-10.1	-4.2	-14.5	-14.0	12.4	-12.9
Commercial electric power.....	05	42	13.2	2.3	0.4	-0.7	-1.1	1.0
Industrial electric power.....	05	43	11.0	1.1	2.4	-0.7	-2.9	2.0
Commercial natural gas.....	05	52	21.9	3.3	3.0	-3.9	-5.7	3.1
Industrial natural gas.....	05	53	19.6	10.1	2.2	-9.4	-4.5	3.0
Natural gas to electric utilities.....	05	54	-12.4	6.8	0.1	-9.2	-4.7	0.6
Gasoline.....	05	71	-5.9	-12.1	-1.5	5.2	-6.3	-13.4
Jet fuel ²	05	7203	35.4	-11.1	1.9	0.9	-2.3	-17.7
No. 2 diesel fuel.....	05	7303	20.4	-10.5	7.7	10.1	-4.6	-27.0
Residual fuels ²	05	74	-0.8	-16.7	-2.1	-17.9	6.7	-3.4

See footnotes at end of table.

Table 2. Producer price index percentage changes for selected commodity groupings by Final Demand-Intermediate Demand category, seasonally adjusted — Continued
 [December 2022]

Grouping	Commodity code		Unadjusted 12-month percent change ¹	Seasonally adjusted 1-month percent change ¹				
	Group code	Item code		July to Aug.	Aug. to Sept. ^P	Sept. to Oct. ^P	Oct. to Nov. ^P	Nov. to Dec. ^P
Finished lubricants ²	05	76	23.0	0.8	2.7	1.5	0.3	-0.1
Lubricating oil base stocks ²	05	78	25.1	-0.7	-5.4	-2.6	-4.1	-3.8
Asphalt.....	05	8102	-24.5	-6.2	-6.9	-1.1	-4.8	-33.2
Basic inorganic chemicals ²	06	13	28.9	0.2	1.1	1.7	1.4	0.2
Basic organic chemicals.....	06	14	-6.0	-6.2	-2.5	-1.9	-1.4	-3.8
Prepared paint ²	06	21	20.7	0.3	0.8	0.4	0.1	0.4
Paint materials ²	06	22	23.4	3.7	1.9	-1.8	5.3	0.4
Medicinal and botanical chemicals ²	06	31	1.9	0.1	0.3	-0.1	0.4	0.0
Biological products, including diagnostics.....	06	37	2.4	0.5	0.3	0.2	0.3	-0.5
Fats and oils, inedible ²	06	4	12.7	0.9	-1.1	-1.1	5.8	-7.0
Nitrogenates.....	06	5201	9.1	1.9	-0.5	2.9	2.5	-1.9
Phosphates.....	06	5202	-1.2	-0.4	0.3	0.3	-0.1	1.1
Other agricultural chemicals ²	06	53	38.8	0.3	0.8	1.9	-0.2	1.6
Plastic resins and materials.....	06	6	-10.6	-3.9	-0.5	-3.1	-3.2	-0.6
Industrial gases ²	06	7903	15.4	-0.5	0.5	0.3	4.6	-0.8
Adhesives and sealants ²	06	7904	17.7	1.8	0.7	0.2	0.2	0.6
Synthetic rubber ²	07	1102	1.0	0.1	-0.4	-1.7	-3.6	-4.5
Tires ²	07	1201	15.2	0.7	0.5	1.0	0.6	0.6
Plastic construction products ²	07	21	8.3	0.3	-0.4	-0.8	-0.5	-0.7
Unsupported plastic film, sheet, other shapes ²	07	22	6.8	1.4	-1.1	-0.5	0.4	-0.2
Parts for manufacturing from plastics ²	07	26	6.1	0.5	0.4	0.2	-0.3	0.2
Plastic packaging products ²	07	2A	6.3	1.9	0.1	-1.7	-0.5	-0.2
Softwood lumber.....	08	11	-26.1	-5.5	-3.4	-1.8	-0.3	-6.9
Hardwood lumber ²	08	12	-21.2	-4.2	-4.4	-5.5	-7.4	-3.0
Millwork.....	08	2	7.5	1.3	-1.1	-0.4	-1.1	-0.4
Plywood ²	08	3	1.5	-0.8	-0.7	-2.6	-4.0	-1.2
Paper ²	09	13	9.3	1.1	0.9	0.4	-0.1	0.5
Paperboard ²	09	14	10.5	0.0	0.1	0.2	0.3	-0.3
Paper boxes and containers ²	09	1503	14.7	2.3	0.3	0.3	0.7	0.2
Building paper and board ²	09	2	-14.3	5.7	-5.7	-2.8	-0.4	-3.4
Commercial printing ²	09	47	15.3	1.1	0.6	0.2	0.5	0.8
Foundry and forge shop products ²	10	15	12.2	-1.4	0.0	-0.4	0.5	-0.8
Steel mill products ²	10	17	-28.7	-4.8	-6.7	-5.5	-3.0	-2.7
Primary nonferrous metals ²	10	22	-7.3	1.6	-4.8	-2.7	7.2	2.6
Secondary nonferrous metals ²	10	24	1.2	2.3	-4.3	-2.3	5.1	0.8
Aluminum mill shapes ²	10	2501	-5.7	-3.5	-1.3	-3.0	-1.9	1.3
Copper and brass mill shapes ²	10	2502	-3.6	0.1	1.1	-4.9	5.4	1.5
Nonferrous wire and cable ²	10	26	6.1	-0.1	-0.4	-0.4	3.2	1.0
Nonferrous foundry shop products.....	10	28	11.4	0.2	1.2	-0.4	1.4	-0.2
Metal containers ²	10	3	18.5	0.1	0.6	-0.2	-0.5	0.0
Hardware ²	10	4	5.6	0.5	0.0	0.2	0.4	0.1
Plumbing fixtures and brass fittings.....	10	5	9.2	-0.2	0.4	0.5	0.3	-0.1
Heating equipment ²	10	6	12.3	0.5	0.2	0.3	2.8	0.3
Fabricated structural metal products.....	10	7	4.7	-0.2	-0.4	0.0	-0.5	0.1
Bolts, nuts, screws, rivets, and washers ²	10	81	16.0	2.7	0.3	-0.7	0.0	0.1
Lighting fixtures ²	10	83	6.9	0.2	0.9	0.1	0.0	0.2
Fabricated ferrous wire products ²	10	88	10.9	0.3	-0.6	1.7	-0.2	0.1
Other miscellaneous metal products ²	10	89	7.1	0.3	0.0	0.3	0.5	-0.1
Fluid power equipment.....	11	43	10.3	0.3	0.6	0.0	0.4	0.2
Mechanical power transmission equipment ²	11	45	15.0	1.7	1.1	0.7	1.5	0.8
Air conditioning and refrigeration equipment ²	11	48	17.7	-0.3	0.5	0.3	-0.9	0.8
Metal valves, except fluid power.....	11	4902	13.6	2.2	0.3	0.5	1.3	0.1
Ball and roller bearings ²	11	4905	7.7	0.0	-1.0	-0.2	0.2	-0.1
Wiring devices ²	11	71	11.8	1.2	0.0	0.0	1.1	0.0
Motors, generators, motor generator sets ²	11	73	13.0	0.9	1.9	0.1	0.0	0.2
Switchgear, switchboard, and industrial controls equip. ²	11	75	21.2	1.9	0.2	0.2	0.3	2.8
Electronic components and accessories.....	11	78	4.0	-0.3	0.4	0.7	0.5	-0.2
Internal combustion engines ²	11	94	7.1	0.9	0.1	0.4	0.0	0.1
Machine shop products ²	11	95	5.1	1.0	0.2	0.5	0.3	0.1
Flat glass ²	13	11	11.0	2.3	0.0	1.5	1.3	0.0
Cement.....	13	22	12.9	1.0	0.8	1.6	0.8	0.3
Concrete products.....	13	3	14.8	1.2	1.0	0.7	1.0	1.0
Asphalt felts and coatings ²	13	6	11.4	0.5	0.7	0.0	0.6	0.4
Paving mixtures and blocks.....	13	94	15.8	0.7	0.1	-0.4	0.0	-2.2
Motor vehicle parts ²	14	12	3.6	0.5	0.2	0.0	-0.1	0.0
Aircraft engines and engine parts.....	14	23	4.4	0.7	0.4	0.1	0.1	0.4

See footnotes at end of table.

Table 2. Producer price index percentage changes for selected commodity groupings by Final Demand-Intermediate Demand category, seasonally adjusted — Continued
 [December 2022]

Grouping	Commodity code		Unadjusted 12-month percent change ¹	Seasonally adjusted 1-month percent change ¹				
	Group code	Item code		July to Aug.	Aug. to Sept. ^P	Sept. to Oct. ^P	Oct. to Nov. ^P	Nov. to Dec. ^P
Aircraft parts and auxiliary equipment, n.e.c.....	14	25	2.6	0.0	1.2	0.0	0.3	0.1
Medical, surgical, and personal aid devices.....	15	6	4.6	0.3	0.4	0.2	-0.1	0.3
Unprocessed goods for intermediate demand.....	ID6	2	11.7	4.6	-3.0	-10.2	-3.7	3.4
Unprocessed foodstuffs and feedstuffs.....	ID6	21	15.1	-1.6	1.1	-1.5	-0.1	-1.5
Wheat ²	01	21	-5.7	-2.8	9.4	3.8	-3.3	-7.2
Corn.....	01	2202	13.5	4.7	11.8	-8.8	-3.6	-5.8
Slaughter cattle.....	01	31	14.1	4.0	-0.4	-0.4	1.4	1.1
Slaughter hogs.....	01	32	11.1	6.2	-12.3	-13.2	4.1	1.1
Slaughter chickens.....	01	4102	0.4	-9.0	0.4	-4.7	0.5	-10.0
Slaughter turkeys.....	01	42	37.3	1.7	-0.1	5.3	-3.8	7.3
Raw milk.....	01	6	10.1	-7.7	-2.1	2.0	-4.1	-3.9
Hay and hayseeds ²	01	81	28.2	-8.7	5.1	0.5	-15.0	21.4
Oilseeds.....	01	8301	17.4	5.1	5.4	-9.5	4.8	-2.3
Raw cane sugar and byproducts ²	02	5201	14.3	3.3	0.0	1.5	0.4	1.2
Unprocessed nonfood materials.....	ID6	22	10.1	7.5	-4.8	-14.1	-5.6	6.0
Raw cotton ²	01	51	-20.3	4.7	-0.2	-15.2	-4.5	-5.1
Hides and skins.....	04	1	-14.6	-0.9	-0.6	2.9	-9.5	-2.0
Coal.....	05	1	48.7	-2.7	1.6	0.4	-1.2	-6.5
Natural gas ²	05	31	29.1	29.3	-8.0	-35.7	-15.7	45.3
Crude petroleum ²	05	61	4.3	-6.0	-6.5	2.5	-2.6	-14.9
Logs, bolts, timber, pulpwood, and woodchips ²	08	5	4.6	-0.5	-0.2	-0.4	0.0	0.4
Recyclable paper ²	09	12	-61.0	-11.0	-26.1	-31.9	-22.0	14.8
Iron ores.....	10	11	11.9	-0.2	0.5	1.0	0.6	0.6
Iron and steel scrap ²	10	12	-27.7	-8.0	-3.4	-3.4	-3.3	8.3
Nonferrous metal ores ²	10	21	-0.2	3.7	-2.3	-5.4	5.2	1.4
Copper base scrap ²	10	2301	-7.6	3.0	1.2	-2.9	9.2	2.0
Aluminum base scrap.....	10	2302	-14.1	9.7	-3.3	-8.1	0.5	8.8
Construction sand, gravel, and crushed stone.....	13	21	11.8	0.8	0.5	0.3	0.3	0.2
Services for intermediate demand.....	ID6	3	6.4	0.6	0.4	0.4	0.8	0.4
Trade services for intermediate demand ³	ID6	33	9.1	-1.1	-0.1	0.1	1.3	0.6
Machinery and equipment parts and supplies wholesaling ²	57	1102	7.1	-2.8	1.4	0.1	2.1	0.6
Building materials, paint, and hardware wholesaling.....	57	3	8.0	-1.8	-2.1	2.0	-1.0	0.0
Metals, minerals, and ores wholesaling ²	57	4	-11.4	-7.5	-2.7	-0.8	1.7	-0.6
Chemicals and allied products wholesaling ²	57	5	8.7	5.8	-1.3	-1.0	2.5	-0.9
Paper and plastics products wholesaling ²	57	6	23.7	-0.8	3.9	-0.4	0.3	2.6
Food wholesaling ²	57	8101	11.9	1.3	-1.6	2.0	-0.7	1.1
Automotive parts, including tires, retailing ²	58	6102	18.5	0.4	1.3	0.4	2.2	0.7
Hardware, building material, and supplies retailing.....	58	D	3.6	-5.9	-2.0	2.5	1.1	-0.2
Transportation and warehousing services for intermediate demand.....	ID6	32	4.6	-0.4	-0.7	0.7	-1.3	-0.1
Rail transportation of freight and mail ²	30	11	8.4	-0.4	0.1	-0.6	0.6	-0.1
Truck transportation of freight ²	30	12	8.2	-2.2	-0.6	-0.6	0.7	-1.7
Water transportation of freight ²	30	13	28.2	1.8	1.1	0.0	1.5	0.5
Air transportation of freight ²	30	14	-3.0	-1.5	-0.6	-2.6	-2.5	-0.1
U.S. Postal Service.....	30	1601	4.8	0.2	0.1	1.0	0.0	0.2
Courier and messenger services, except air mail.....	30	1602	8.8	0.0	0.4	0.0	0.8	0.0
Air mail and package delivery services, excluding by USPS.....	30	1603	11.9	-1.9	1.0	-0.2	1.2	-2.7
Pipeline transportation ²	30	17	-	0.0	3.0	-0.1	0.0	-1.3
Transportation of passengers (partial).....	30	2	17.1	0.5	-0.3	3.0	-5.1	3.0
Services related to water transportation.....	31	1	3.9	0.3	-0.4	0.1	0.6	0.1
Arrangement of freight and cargo ²	31	31	-25.2	3.8	-12.9	7.2	-14.4	1.6
Warehousing, storage, and related services ²	32	1	3.9	-4.0	2.7	-1.0	0.1	-0.6
Services less trade, transportation, and warehousing for intermediate demand.....	ID6	31	5.8	1.4	0.9	0.5	1.1	0.5
Network compensation from broadcast TV, cable TV, radio ²	35	-	4.4	0.3	0.0	0.0	0.0	0.0
Advertising space sales in periodicals and newspapers ²	36	11	0.7	0.2	-0.7	0.7	-0.4	1.2
Advertising space sales in directories and mail lists ²	36	12	0.1	0.0	0.0	0.0	0.0	0.0
Television advertising time sales.....	36	2	-1.8	-4.1	-1.2	4.5	-1.5	1.6
Radio advertising time sales.....	36	3	-6.0	-1.6	5.0	-3.0	3.0	-2.4
Internet advertising space sales, excluding Internet ads sold by print publishers ²	36	5	12.3	-0.7	0.2	1.7	0.6	0.0
Business wired telecommunication services ²	37	12	1.7	0.4	0.0	-0.1	0.1	0.2
Wireless telecommunication services.....	37	2	2.0	0.5	0.0	0.0	0.4	-0.1
Cable and satellite subscriber services.....	37	3	8.1	0.3	1.1	0.6	1.1	0.6
Bundled wired telecommunication access services ²	37	5	5.5	0.4	1.7	1.2	-0.3	-0.2
Data processing and related services ²	38	1	-1.3	-0.1	-0.2	0.1	0.0	0.0
Business loans (partial).....	39	11	71.1	10.2	8.8	6.0	9.7	1.9

See footnotes at end of table.

Table 2. Producer price index percentage changes for selected commodity groupings by Final Demand-Intermediate Demand category, seasonally adjusted — Continued
 [December 2022]

Grouping	Commodity code		Unadjusted 12-month percent change ¹	Seasonally adjusted 1-month percent change ¹				
	Group code	Item code		July to Aug.	Aug. to Sept. ^P	Sept. to Oct. ^P	Oct. to Nov. ^P	Nov. to Dec. ^P
Deposit services (partial) ²	39	2	13.7	-1.2	4.0	-0.2	-0.9	16.4
Other credit intermediation, incl. trust services (partial) ²	39	3	-5.8	-4.8	0.5	0.0	-2.5	0.0
Securities brokerage, dealing, investment advice, and related services ²	40	1	20.7	9.5	-1.8	4.1	10.7	0.4
Portfolio management ²	40	2	-14.1	2.2	1.6	-1.7	1.3	-1.0
Investment banking ²	40	3	-12.1	-5.0	5.8	0.1	-0.5	-2.6
Life insurance ²	41	1101	3.3	0.0	0.0	0.1	0.0	0.0
Health and medical insurance.....	41	1103	1.9	0.2	0.2	0.3	0.2	0.3
Property and casualty insurance ²	41	1104	4.2	0.1	0.4	0.1	0.1	1.2
Annuities ²	41	2	-1.2	0.0	0.5	-0.3	0.0	0.0
Commissions from sales of insurance ²	42	1	0.2	0.0	0.0	0.0	0.0	0.1
Nonresidential real estate rents ²	43	11	4.5	5.2	1.3	-1.7	-0.6	0.9
Nonresidential property sales and leases ²	43	12	4.8	0.2	0.1	0.0	0.5	0.6
Residential property management fees ²	43	22	0.8	0.3	-0.2	0.2	0.6	-1.0
Passenger car rental.....	44	1	-2.5	3.7	-0.7	2.5	-3.7	-0.8
Truck, utility trailer, and RV rental and leasing ²	44	2	3.0	1.6	-0.4	0.2	0.1	-0.8
Construction, mining, and forestry machinery and equipment rental and leasing ²	44	3	6.8	3.0	0.0	0.0	0.1	0.3
Legal services.....	45	1	4.8	0.4	0.8	0.4	0.4	0.2
Accounting services (partial).....	45	2	4.0	2.0	0.6	0.1	-0.6	-0.3
Architectural and engineering services.....	45	3	5.6	0.4	0.1	0.0	0.3	-0.1
Management, scientific, and technical consulting services.....	45	4	0.4	0.0	-0.3	-0.8	0.2	1.0
Advertising and related services (partial) ²	45	5	4.7	-0.1	0.0	0.0	0.1	0.0
Permanent placement services ²	46	1	5.5	-1.0	2.2	0.7	-0.7	0.5
Executive search services ²	46	2	1.9	1.2	-1.1	4.7	-2.4	-0.4
Staffing services.....	46	3	2.8	-0.1	0.1	-0.3	0.2	-0.1
Security guard services ²	48	1	7.4	-0.1	2.5	0.3	0.0	0.0
Janitorial services ²	49	1	4.9	-0.1	0.0	-0.1	0.2	0.2
Waste collection.....	50	1	10.0	0.6	0.5	0.8	0.4	0.5
Traveler accommodation services.....	53	11	4.4	-3.6	2.9	2.8	1.2	-3.4
Commercial and industrial machinery and equipment repair and maintenance.....	55	1	13.1	2.4	1.0	1.1	0.2	0.2
Aircraft repair and maintenance.....	55	4	3.0	0.2	0.1	0.2	0.3	0.7
Metal treatment services ²	59	1	5.9	0.3	0.0	0.5	0.0	-0.7
Construction for intermediate demand.....	ID6	4	7.7	0.1	0.3	0.6	0.0	0.1
Maintenance and repair of non-residential buildings (partial) ²	80	2	7.7	0.1	0.3	0.6	0.0	0.1
Intermediate Demand by Production Flow								
Stage 4 intermediate demand.....	ID5	4	6.0	0.3	0.4	0.1	0.4	-0.3
Stage 4 intermediate demand goods.....	ID5	9411	6.5	0.0	0.1	-0.1	-0.3	-0.9
Grains.....	01	2	8.8	3.2	10.5	-5.8	-3.3	-5.9
Meats.....	02	21	-1.1	0.3	-0.6	-0.5	2.4	1.4
Unprocessed and packaged fish.....	02	23	-12.9	1.9	1.7	-0.5	-2.2	-1.8
Dairy products.....	02	3	12.7	-1.9	-1.4	0.2	-0.6	-0.3
Commercial electric power.....	05	42	13.2	2.3	0.4	-0.7	-1.1	1.0
Industrial electric power.....	05	43	11.0	1.1	2.4	-0.7	-2.9	2.0
Gasoline.....	05	71	-5.9	-12.1	-1.5	5.2	-6.3	-13.4
No. 2 diesel fuel.....	05	7303	20.4	-10.5	7.7	10.1	-4.6	-27.0
Basic organic chemicals.....	06	14	-6.0	-6.2	-2.5	-1.9	-1.4	-3.8
Prepared paint ²	06	21	20.7	0.3	0.8	0.4	0.1	0.4
Medicinal and botanical chemicals ²	06	31	1.9	0.1	0.3	-0.1	0.4	0.0
Biological products, including diagnostics.....	06	37	2.4	0.5	0.3	0.2	0.3	-0.5
Pharmaceutical preparations.....	06	38	2.3	0.3	0.3	0.2	0.1	0.2
Plastic construction products ²	07	21	8.3	0.3	-0.4	-0.8	-0.5	-0.7
Unsupported plastic film, sheet, and other shapes ²	07	22	6.8	1.4	-1.1	-0.5	0.4	-0.2
Parts for manufacturing from plastics ²	07	26	6.1	0.5	0.4	0.2	-0.3	0.2
Plastic packaging products ²	07	2A	6.3	1.9	0.1	-1.7	-0.5	-0.2
Lumber.....	08	1	-24.6	-5.1	-3.8	-3.1	-2.6	-5.7
Millwork.....	08	2	7.5	1.3	-1.1	-0.4	-1.1	-0.4
Paper boxes and containers ²	09	1503	14.7	2.3	0.3	0.3	0.7	0.2
Commercial printing ²	09	47	15.3	1.1	0.6	0.2	0.5	0.8
Steel mill products ²	10	17	-28.7	-4.8	-6.7	-5.5	-3.0	-2.7
Nonferrous wire and cable ²	10	26	6.1	-0.1	-0.4	-0.4	3.2	1.0
Fabricated structural metal products.....	10	7	4.7	-0.2	-0.4	0.0	-0.5	0.1
Other miscellaneous metal products ²	10	89	7.1	0.3	0.0	0.3	0.5	-0.1
Air conditioning and refrigeration equipment ²	11	48	17.7	-0.3	0.5	0.3	-0.9	0.8
Wiring devices ²	11	71	11.8	1.2	0.0	0.0	1.1	0.0

See footnotes at end of table.

Table 2. Producer price index percentage changes for selected commodity groupings by Final Demand-Intermediate Demand category, seasonally adjusted — Continued
 [December 2022]

Grouping	Commodity code		Unadjusted 12-month percent change ¹	Seasonally adjusted 1-month percent change ¹				
	Group code	Item code		Dec. 2021 to Dec. 2022 ^P	July to Aug.	Aug. to Sept. ^P	Sept. to Oct. ^P	Oct. to Nov. ^P
Electronic components and accessories.....	11	78	4.0	-0.3	0.4	0.7	0.5	-0.2
Miscellaneous electrical machinery and equipment ²	11	79	7.3	0.9	0.3	0.1	0.3	0.3
Internal combustion engines ²	11	94	7.1	0.9	0.1	0.4	0.0	0.1
Machine shop products ²	11	95	5.1	1.0	0.2	0.5	0.3	0.1
Concrete ingredients and related products.....	13	2	12.1	0.9	0.5	0.6	0.5	0.3
Concrete products.....	13	3	14.8	1.2	1.0	0.7	1.0	1.0
Prepared asphalt, tar roofing and siding products ²	13	61	11.7	0.2	0.8	0.0	0.7	0.4
Paving mixtures and blocks.....	13	94	15.8	0.7	0.1	-0.4	0.0	-2.2
Motor vehicle parts ²	14	12	3.6	0.5	0.2	0.0	-0.1	0.0
Aircraft engines and engine parts.....	14	23	4.4	0.7	0.4	0.1	0.1	0.4
Aircraft parts and auxiliary equipment, n.e.c.....	14	25	2.6	0.0	1.2	0.0	0.3	0.1
Medical, surgical and personal aid devices.....	15	6	4.6	0.3	0.4	0.2	-0.1	0.3
Stage 4 intermediate demand services.....	ID5	9412	5.6	0.6	0.6	0.2	1.0	0.3
Truck transportation of freight ²	30	12	8.2	-2.2	-0.6	-0.6	0.7	-1.7
Courier, messenger, and U.S. postal services.....	30	16	7.6	-0.3	0.4	0.4	0.5	-0.4
Airline passenger services.....	30	22	17.3	0.5	-0.3	3.0	-5.2	3.1
Warehousing, storage, and related services ²	32	1	3.9	-4.0	2.7	-1.0	0.1	-0.6
Advertising space sales in periodicals and newspapers ²	36	11	0.7	0.2	-0.7	0.7	-0.4	1.2
Data processing and related services ²	38	1	-1.3	-0.1	-0.2	0.1	0.0	0.0
Business loans (partial).....	39	11	71.1	10.2	8.8	6.0	9.7	1.9
Deposit services (partial) ²	39	2	13.7	-1.2	4.0	-0.2	-0.9	16.4
Securities brokerage, dealing, investment advice, and related services ²	40	1	20.7	9.5	-1.8	4.1	10.7	0.4
Portfolio management ²	40	2	-14.1	2.2	1.6	-1.7	1.3	-1.0
Investment banking ²	40	3	-12.1	-5.0	5.8	0.1	-0.5	-2.6
Insurance.....	41	11	3.2	0.2	0.3	0.2	0.1	0.7
Annuities ²	41	2	-1.2	0.0	0.5	-0.3	0.0	0.0
Nonresidential real estate rents ²	43	11	4.5	5.2	1.3	-1.7	-0.6	0.9
Nonresidential property sales and leases ²	43	12	4.8	0.2	0.1	0.0	0.5	0.6
Nonresidential property management fees ²	43	13	8.9	-2.0	0.7	4.3	0.1	0.4
Residential property management fees ²	43	22	0.8	0.3	-0.2	0.2	0.6	-1.0
Construction, mining, and forestry machinery and equipment rental and leasing ²	44	3	6.8	3.0	0.0	0.0	0.1	0.3
Legal services.....	45	1	4.8	0.4	0.8	0.4	0.4	0.2
Advertising agency services ²	45	51	4.7	-0.1	0.0	0.0	0.1	0.0
Accounting services (partial).....	45	2	4.0	2.0	0.6	0.1	-0.6	-0.3
Architectural and engineering services.....	45	3	5.6	0.4	0.1	0.0	0.3	-0.1
Management, scientific, and technical consulting services.....	45	4	0.4	0.0	-0.3	-0.8	0.2	1.0
Staffing services.....	46	3	2.8	-0.1	0.1	-0.3	0.2	-0.1
Janitorial services ²	49	1	4.9	-0.1	0.0	-0.1	0.2	0.2
Commercial and industrial machinery and equipment repair and maintenance.....	55	1	13.1	2.4	1.0	1.1	0.2	0.2
Machinery and equipment parts and supplies wholesaling ²	57	1102	7.1	-2.8	1.4	0.1	2.1	0.6
Building materials, paint, and hardware wholesaling.....	57	3	8.0	-1.8	-2.1	2.0	-1.0	0.0
Metals, minerals, and ores wholesaling ²	57	4	-11.4	-7.5	-2.7	-0.8	1.7	-0.6
Chemicals and allied products wholesaling ²	57	5	8.7	5.8	-1.3	-1.0	2.5	-0.9
Paper and plastics products wholesaling ²	57	6	23.7	-0.8	3.9	-0.4	0.3	2.6
Food and alcohol wholesaling ²	57	8	12.2	1.3	-1.1	1.9	-0.4	0.7
Hardware and building materials and supplies retailing.....	58	D	3.6	-5.9	-2.0	2.5	1.1	-0.2
Metal treatment services ²	59	1	5.9	0.3	0.0	0.5	0.0	-0.7
Stage 3 intermediate demand.....	ID5	3	4.9	-1.6	-0.1	-0.1	-0.5	-2.1
Stage 3 intermediate demand goods.....	ID5	9311	4.3	-3.1	-0.2	-0.6	-1.4	-4.5
Slaughter cattle.....	01	31	14.1	4.0	-0.4	-0.4	1.4	1.1
Slaughter hogs.....	01	32	11.1	6.2	-12.3	-13.2	4.1	1.1
Slaughter poultry.....	01	4	6.3	-7.2	0.3	-3.0	-0.3	-6.7
Raw milk.....	01	6	10.1	-7.7	-2.1	2.0	-4.1	-3.9
Commercial electric power.....	05	42	13.2	2.3	0.4	-0.7	-1.1	1.0
Industrial electric power.....	05	43	11.0	1.1	2.4	-0.7	-2.9	2.0
Gasoline.....	05	71	-5.9	-12.1	-1.5	5.2	-6.3	-13.4
Jet fuel ²	05	7203	35.4	-11.1	1.9	0.9	-2.3	-17.7
No. 2 diesel fuel.....	05	7303	20.4	-10.5	7.7	10.1	-4.6	-27.0
Finished lubricants ²	05	76	23.0	0.8	2.7	1.5	0.3	-0.1
Lubricating oil base stocks ²	05	78	25.1	-0.7	-5.4	-2.6	-4.1	-3.8
Asphalt.....	05	8102	-24.5	-6.2	-6.9	-1.1	-4.8	-33.2
Basic inorganic chemicals ²	06	13	28.9	0.2	1.1	1.7	1.4	0.2
Basic organic chemicals.....	06	14	-6.0	-6.2	-2.5	-1.9	-1.4	-3.8
Paints and allied products ²	06	2	20.9	1.0	1.1	-0.1	1.3	0.4

See footnotes at end of table.

Table 2. Producer price index percentage changes for selected commodity groupings by Final Demand-Intermediate Demand category, seasonally adjusted — Continued
 [December 2022]

Grouping	Commodity code		Unadjusted 12-month percent change ¹	Seasonally adjusted 1-month percent change ¹				
	Group code	Item code		July to Aug.	Aug. to Sept. ^P	Sept. to Oct. ^P	Oct. to Nov. ^P	Nov. to Dec. ^P
Agricultural chemicals and chemical products.....	06	5	16.7	2.7	1.4	1.2	-0.4	0.4
Plastic resins and materials.....	06	6	-10.6	-3.9	-0.5	-3.1	-3.2	-0.6
Synthetic rubber ²	07	1102	1.0	0.1	-0.4	-1.7	-3.6	-4.5
Unsupported plastic film, sheet, and other shapes ²	07	22	6.8	1.4	-1.1	-0.5	0.4	-0.2
Paper ²	09	13	9.3	1.1	0.9	0.4	-0.1	0.5
Paperboard ²	09	14	10.5	0.0	0.1	0.2	0.3	-0.3
Converted paper and paperboard products ²	09	15	13.8	1.2	0.5	0.7	1.1	0.3
Commercial printing ²	09	47	15.3	1.1	0.6	0.2	0.5	0.8
Foundry and forge shop products ²	10	15	12.2	-1.4	0.0	-0.4	0.5	-0.8
Steel mill products ²	10	17	-28.7	-4.8	-6.7	-5.5	-3.0	-2.7
Nonferrous mill shapes ²	10	25	-2.8	-2.2	-0.5	-3.5	0.3	1.2
Nonferrous foundry shop products.....	10	28	11.4	0.2	1.2	-0.4	1.4	-0.2
Metal containers ²	10	3	18.5	0.1	0.6	-0.2	-0.5	0.0
Structural, architectural, and pre-engineered metal products.....	10	74	2.2	-0.9	-0.8	-0.9	-1.0	-0.2
Bolts, nuts, screws, rivets, and washers ²	10	81	16.0	2.7	0.3	-0.7	0.0	0.1
Other miscellaneous metal products ²	10	89	7.1	0.3	0.0	0.3	0.5	-0.1
General purpose machinery and equipment.....	11	4	12.8	0.6	0.4	0.4	0.6	0.4
Electrical machinery and equipment.....	11	7	7.0	0.4	0.3	0.2	0.4	0.4
Construction sand, gravel, and crushed stone.....	13	21	11.8	0.8	0.5	0.3	0.3	0.2
Cement.....	13	22	12.9	1.0	0.8	1.6	0.8	0.3
Motor vehicle parts ²	14	12	3.6	0.5	0.2	0.0	-0.1	0.0
Aircraft and aircraft equipment.....	14	2	4.4	0.3	0.4	0.2	0.2	0.3
Stage 3 intermediate demand services.....	ID5	9312	5.6	0.1	0.0	0.5	0.4	0.3
Rail transportation of freight and mail ²	30	11	8.4	-0.4	0.1	-0.6	0.6	-0.1
Courier, messenger, and U.S. postal services.....	30	16	7.6	-0.3	0.4	0.4	0.5	-0.4
Arrangement of freight and cargo ²	31	31	-25.2	3.8	-12.9	7.2	-14.4	1.6
Freight forwarding ²	31	3201	-1.2	-0.2	-0.1	0.0	-3.4	0.0
Warehousing, storage, and related services ²	32	1	3.9	-4.0	2.7	-1.0	0.1	-0.6
Advertising space sales in periodicals, newspapers, directories, and mailing lists ²	36	1	0.6	0.2	-0.5	0.6	-0.3	1.0
Wired telephone services ²	37	1	2.2	0.4	0.7	0.1	0.1	0.1
Bundled wired telecommunications access services ²	37	5	5.5	0.4	1.7	1.2	-0.3	-0.2
Data processing and related services ²	38	1	-1.3	-0.1	-0.2	0.1	0.0	0.0
Business loans (partial).....	39	11	71.1	10.2	8.8	6.0	9.7	1.9
Deposit services (partial) ²	39	2	13.7	-1.2	4.0	-0.2	-0.9	16.4
Securities brokerage, dealing, investment advice, and related services ²	40	1	20.7	9.5	-1.8	4.1	10.7	0.4
Insurance.....	41	11	3.2	0.2	0.3	0.2	0.1	0.7
Nonresidential real estate rents ²	43	11	4.5	5.2	1.3	-1.7	-0.6	0.9
Legal services.....	45	1	4.8	0.4	0.8	0.4	0.4	0.2
Accounting services (partial).....	45	2	4.0	2.0	0.6	0.1	-0.6	-0.3
Architectural and engineering services.....	45	3	5.6	0.4	0.1	0.0	0.3	-0.1
Management, scientific, and technical consulting services.....	45	4	0.4	0.0	-0.3	-0.8	0.2	1.0
Advertising agency services ²	45	51	4.7	-0.1	0.0	0.0	0.1	0.0
Staffing services.....	46	3	2.8	-0.1	0.1	-0.3	0.2	-0.1
Aircraft repair maintenance.....	55	4	3.0	0.2	0.1	0.2	0.3	0.7
Machinery and equipment parts and supplies wholesaling ²	57	1102	7.1	-2.8	1.4	0.1	2.1	0.6
Building materials, paint, and hardware wholesaling.....	57	3	8.0	-1.8	-2.1	2.0	-1.0	0.0
Metals, minerals, and ores wholesaling ²	57	4	-11.4	-7.5	-2.7	-0.8	1.7	-0.6
Chemicals and allied products wholesaling ²	57	5	8.7	5.8	-1.3	-1.0	2.5	-0.9
Paper and plastics products wholesaling ²	57	6	23.7	-0.8	3.9	-0.4	0.3	2.6
Food wholesaling ²	57	8101	11.9	1.3	-1.6	2.0	-0.7	1.1
Metal treatment services ²	59	1	5.9	0.3	0.0	0.5	0.0	-0.7
Stage 2 intermediate demand.....	ID5	2	8.7	3.1	-1.8	-4.7	-1.3	2.2
Stage 2 intermediate demand goods.....	ID5	9211	9.2	4.7	-3.9	-9.9	-3.3	3.5
Corn.....	01	2202	13.5	4.7	11.8	-8.8	-3.6	-5.8
Oilseeds.....	01	83	17.4	5.1	5.4	-9.5	4.8	-2.3
Prepared animal feeds ²	02	9	14.1	1.0	0.2	-1.7	0.6	-0.4
Coal.....	05	1	48.7	-2.7	1.6	0.4	-1.2	-6.5
Natural gas ²	05	31	29.1	29.3	-8.0	-35.7	-15.7	45.3
Liquefied petroleum gas ²	05	32	-10.1	-4.2	-14.5	-14.0	12.4	-12.9
Crude petroleum ²	05	61	4.3	-6.0	-6.5	2.5	-2.6	-14.9
No. 2 diesel fuel.....	05	7303	20.4	-10.5	7.7	10.1	-4.6	-27.0
Industrial chemicals.....	06	1	-1.6	-5.3	-2.0	-1.3	-0.9	-3.2
Plastic resins and materials.....	06	6	-10.6	-3.9	-0.5	-3.1	-3.2	-0.6
Plastic products ²	07	2	7.6	0.9	-0.3	-0.8	-0.2	0.0
Logs, bolts, timber, pulpwood, and wood chips ²	08	5	4.6	-0.5	-0.2	-0.4	0.0	0.4

See footnotes at end of table.

Table 2. Producer price index percentage changes for selected commodity groupings by Final Demand-Intermediate Demand category, seasonally adjusted — Continued
 [December 2022]

Grouping	Commodity code		Unadjusted 12-month percent change ¹	Seasonally adjusted 1-month percent change ¹				
	Group code	Item code		Dec. 2021 to Dec. 2022 ^P	July to Aug.	Aug. to Sept. ^P	Sept. to Oct. ^P	Oct. to Nov. ^P
Paper ²	09	13	9.3	1.1	0.9	0.4	-0.1	0.5
Paperboard, excluding corrugated paperboard ²	09	1411	10.7	-0.1	0.1	0.3	0.3	-0.4
Commercial printing ²	09	47	15.3	1.1	0.6	0.2	0.5	0.8
Iron and steel scrap ²	10	12	-27.7	-8.0	-3.4	-3.4	-3.3	8.3
Steel mill products ²	10	17	-28.7	-4.8	-6.7	-5.5	-3.0	-2.7
Nonferrous mill shapes ²	10	25	-2.8	-2.2	-0.5	-3.5	0.3	1.2
Electrical machinery and equipment.....	11	7	7.0	0.4	0.3	0.2	0.4	0.4
Electronic components and accessories.....	11	78	4.0	-0.3	0.4	0.7	0.5	-0.2
Stage 2 intermediate demand services.....	ID5	9212	8.3	1.3	0.5	0.8	0.6	1.1
Rail transportation of freight and mail ²	30	11	8.4	-0.4	0.1	-0.6	0.6	-0.1
Truck transportation of freight ²	30	12	8.2	-2.2	-0.6	-0.6	0.7	-1.7
U.S. Postal Service.....	30	1601	4.8	0.2	0.1	1.0	0.0	0.2
Courier and messenger services, except air.....	30	1602	8.8	0.0	0.4	0.0	0.8	0.0
Air mail and package delivery services, excluding by USPS.....	30	1603	11.9	-1.9	1.0	-0.2	1.2	-2.7
Pipeline transportation ²	30	17	-	0.0	3.0	-0.1	0.0	-1.3
Airline passenger services.....	30	22	17.3	0.5	-0.3	3.0	-5.2	3.1
Arrangement of freight and cargo ²	31	31	-25.2	3.8	-12.9	7.2	-14.4	1.6
Television advertising time sales.....	36	21	-1.8	-4.1	-1.2	4.5	-1.5	1.6
Wireless telecommunication services.....	37	2	2.0	0.5	0.0	0.0	0.4	-0.1
Data processing and related services ²	38	1	-1.3	-0.1	-0.2	0.1	0.0	0.0
Securities brokerage, dealing, investment advice, and related services ²	40	1	20.7	9.5	-1.8	4.1	10.7	0.4
Portfolio management ²	40	2	-14.1	2.2	1.6	-1.7	1.3	-1.0
Investment banking ²	40	31	-12.1	-5.0	5.8	0.1	-0.5	-2.6
Insurance.....	41	11	3.2	0.2	0.3	0.2	0.1	0.7
Commissions from sales of insurance ²	42	11	0.2	0.0	0.0	0.0	0.0	0.1
Legal services.....	45	1	4.8	0.4	0.8	0.4	0.4	0.2
Accounting services (partial).....	45	2	4.0	2.0	0.6	0.1	-0.6	-0.3
Management, scientific, and technical consulting services.....	45	4	0.4	0.0	-0.3	-0.8	0.2	1.0
Advertising agency services ²	45	51	4.7	-0.1	0.0	0.0	0.1	0.0
Staffing services.....	46	3	2.8	-0.1	0.1	-0.3	0.2	-0.1
Security guard services ²	48	1	7.4	-0.1	2.5	0.3	0.0	0.0
Janitorial services ²	49	1	4.9	-0.1	0.0	-0.1	0.2	0.2
Traveler accommodation services.....	53	1	4.4	-3.6	2.9	2.8	1.2	-3.4
Commercial and industrial machinery and equipment repair and maintenance.....	55	1	13.1	2.4	1.0	1.1	0.2	0.2
Hardware and building materials and supplies retailing.....	58	D	3.6	-5.9	-2.0	2.5	1.1	-0.2
Stage 1 intermediate demand.....	ID5	1	5.5	-0.6	0.3	0.1	-0.1	-1.7
Stage 1 intermediate demand goods.....	ID5	9111	5.0	-1.4	0.4	-0.2	-1.1	-3.2
Prepared animal feeds ²	02	9	14.1	1.0	0.2	-1.7	0.6	-0.4
Commercial electric power.....	05	42	13.2	2.3	0.4	-0.7	-1.1	1.0
Industrial electric power.....	05	43	11.0	1.1	2.4	-0.7	-2.9	2.0
Commercial natural gas.....	05	52	21.9	3.3	3.0	-3.9	-5.7	3.1
Industrial natural gas.....	05	53	19.6	10.1	2.2	-9.4	-4.5	3.0
Gasoline.....	05	71	-5.9	-12.1	-1.5	5.2	-6.3	-13.4
No. 2 diesel fuel.....	05	7303	20.4	-10.5	7.7	10.1	-4.6	-27.0
Industrial chemicals.....	06	1	-1.6	-5.3	-2.0	-1.3	-0.9	-3.2
Prepared paint ²	06	21	20.7	0.3	0.8	0.4	0.1	0.4
Plastic construction products ²	07	21	8.3	0.3	-0.4	-0.8	-0.5	-0.7
Recyclable paper ²	09	12	-61.0	-11.0	-26.1	-31.9	-22.0	14.8
Paper ²	09	13	9.3	1.1	0.9	0.4	-0.1	0.5
Converted paper and paperboard products ²	09	15	13.8	1.2	0.5	0.7	1.1	0.3
Iron and steel scrap ²	10	12	-27.7	-8.0	-3.4	-3.4	-3.3	8.3
Steel mill products ²	10	17	-28.7	-4.8	-6.7	-5.5	-3.0	-2.7
Primary nonferrous metals ²	10	22	-7.3	1.6	-4.8	-2.7	7.2	2.6
Nonferrous scrap.....	10	23	-3.9	5.4	-1.5	-4.6	1.7	2.1
Nonferrous wire and cable ²	10	26	6.1	-0.1	-0.4	-0.4	3.2	1.0
Fabricated structural metal products.....	10	7	4.7	-0.2	-0.4	0.0	-0.5	0.1
General purpose machinery and equipment.....	11	4	12.8	0.6	0.4	0.4	0.6	0.4
Construction sand, gravel, and crushed stone.....	13	21	11.8	0.8	0.5	0.3	0.3	0.2
Stage 1 intermediate demand services.....	ID5	9112	5.9	0.4	0.2	0.4	0.9	0.0
Truck transportation of freight ²	30	12	8.2	-2.2	-0.6	-0.6	0.7	-1.7
Airline passenger services.....	30	22	17.3	0.5	-0.3	3.0	-5.2	3.1
Advertising space sales in periodicals, newspapers, directories, and mailing lists ²	36	1	0.6	0.2	-0.5	0.6	-0.3	1.0
Business wired telecommunication services ²	37	12	1.7	0.4	0.0	-0.1	0.1	0.2
Wireless telecommunication services.....	37	2	2.0	0.5	0.0	0.0	0.4	-0.1

See footnotes at end of table.

Table 2. Producer price index percentage changes for selected commodity groupings by Final Demand-Intermediate Demand category, seasonally adjusted — Continued
 [December 2022]

Grouping	Commodity code		Unadjusted 12-month percent change ¹	Seasonally adjusted 1-month percent change ¹				
	Group code	Item code		Dec. 2021 to Dec. 2022 ^p	July to Aug.	Aug. to Sept. ^p	Sept. to Oct. ^p	Oct. to Nov. ^p
Bundled wired telecommunications access services ²	37	5	5.5	0.4	1.7	1.2	-0.3	-0.2
Business loans (partial).....	39	11	71.1	10.2	8.8	6.0	9.7	1.9
Deposit services (partial) ²	39	2	13.7	-1.2	4.0	-0.2	-0.9	16.4
Securities brokerage, dealing, investment advice, and related services ²	40	1	20.7	9.5	-1.8	4.1	10.7	0.4
Portfolio management ²	40	2	-14.1	2.2	1.6	-1.7	1.3	-1.0
Investment banking ²	40	3	-12.1	-5.0	5.8	0.1	-0.5	-2.6
Insurance.....	41	11	3.2	0.2	0.3	0.2	0.1	0.7
Nonresidential real estate rents ²	43	11	4.5	5.2	1.3	-1.7	-0.6	0.9
Architectural and engineering services.....	45	3	5.6	0.4	0.1	0.0	0.3	-0.1
Management consulting services.....	45	41	0.4	0.0	-0.3	-0.8	0.2	1.0
Waste collection.....	50	1	10.0	0.6	0.5	0.8	0.4	0.5
Traveler accommodation services.....	53	11	4.4	-3.6	2.9	2.8	1.2	-3.4
Commercial and industrial machinery and equipment repair and maintenance.....	55	1	13.1	2.4	1.0	1.1	0.2	0.2
Machinery and equipment parts and supplies wholesaling ²	57	1102	7.1	-2.8	1.4	0.1	2.1	0.6
Building materials, paint, and hardware wholesaling.....	57	3	8.0	-1.8	-2.1	2.0	-1.0	0.0
Metals, minerals, and ores wholesaling ²	57	4	-11.4	-7.5	-2.7	-0.8	1.7	-0.6
Chemicals and allied products wholesaling ²	57	5	8.7	5.8	-1.3	-1.0	2.5	-0.9
Paper and plastics products wholesaling ²	57	6	23.7	-0.8	3.9	-0.4	0.3	2.6
Hardware and building materials and supplies retailing.....	58	D	3.6	-5.9	-2.0	2.5	1.1	-0.2
Mining services ²	60	1	11.0	0.9	2.4	0.2	0.4	0.2

¹ All indexes are subject to revision for 4 months after their originally scheduled publication to incorporate late reports and corrections by survey respondents. In addition, seasonally adjusted indexes are subject to change for up to 5 years due to the recalculation of seasonal factors published each January.

² Seasonal tests did not indicate the presence of seasonality. Data shown is not seasonally adjusted.

³ Trade indexes measure changes in margins received by wholesalers and retailers.

p Preliminary

"-" Data not available.

NOTE: The term "(partial)" denotes incomplete coverage of the index category.

Table 3. Producer price indexes for Final Demand-Intermediate Demand groupings, seasonally adjusted
 [December 2022, Index base Nov. 2009=100, unless otherwise indicated]

Grouping	Other index base	Commodity code		Seasonally adjusted index ¹				
		Group code	Item code	Aug. 2022	Sept. 2022 ^p	Oct. 2022 ^p	Nov. 2022 ^p	Dec. 2022 ^p
Final Demand								
Final demand.....		FD	4	139.726	140.140	140.670	140.904	140.206
Final demand goods.....		FD	41	143.426	143.894	144.776	144.924	142.535
Final demand foods.....		FD	411	149.905	152.134	153.258	158.345	156.494
Finished consumer foods ²	00/82	FD	4111	261.415	264.965	268.522	278.454	275.633
Finished consumer foods, crude.....	00/82	FD	41113	273.860	305.171	352.861	427.128	419.835
Finished consumer foods, processed.....	00/82	FD	41112	260.650	261.225	260.048	263.088	260.742
Government purchased foods.....		FD	4112	152.327	152.666	152.936	154.782	154.279
Foods for export.....		FD	4113	160.254	164.513	161.438	165.299	161.487
Final demand energy.....		FD	412	154.884	155.415	159.307	154.189	141.988
Finished consumer energy goods ²	00/82	FD	4121	235.290	234.814	241.277	233.483	218.742
Government purchased energy.....		FD	4122	179.378	184.419	189.678	183.257	158.287
Energy for export.....		FD	4123	170.118	171.687	170.196	165.715	144.852
Final demand goods less foods and energy.....		FD	413	138.304	138.298	138.244	138.647	138.971
Finished goods less foods and energy ²	00/82	FD	4131	239.644	240.323	240.924	242.041	242.807
Finished consumer goods less foods and energy.....	00/82	FD	41311	266.975	267.672	268.130	269.649	270.350
Nondurable consumer goods less foods and energy.....	00/82	FD	413111	343.396	344.539	345.554	348.168	348.761
Durable consumer goods.....	00/82	FD	413112	188.008	188.268	188.189	188.639	189.422
Private capital equipment.....	00/82	FD	41312	205.171	205.805	206.504	207.221	208.009
Private capital equipment for manufacturing industries.....	00/82	FD	413121	218.333	219.174	219.832	220.850	221.747
Private capital equipment for nonmanufacturing industries.....	00/82	FD	413122	201.222	201.799	202.508	203.142	203.900
Government purchased goods, excluding foods and energy.....		FD	4132	135.746	135.590	135.566	135.829	135.927
Government purchased goods excluding foods, energy, and capital equipment.....		FD	41321	146.068	145.866	145.725	145.977	145.835
Government purchased capital equipment.....		FD	41322	120.841	120.745	120.869	121.142	121.542
Goods for export, excluding foods and energy.....		FD	4133	137.814	137.167	136.402	136.427	136.619
Final demand services.....		FD	42	136.878	137.265	137.520	137.800	137.943
Final demand trade services ³		FD	423	151.409	151.176	151.353	151.406	151.824
Trade of finished goods ²		FD	4231	150.490	150.065	150.337	149.997	150.523
Trade of personal consumption goods.....		FD	42311	150.376	149.592	150.261	149.434	150.311
Trade of private capital equipment.....		FD	42312	149.316	150.473	149.006	150.803	149.781
Trade of government purchased goods.....		FD	4232	157.188	158.458	157.932	160.319	159.957
Trade of government purchased goods, excluding capital equipment.....		FD	42321	162.269	163.159	162.872	164.876	164.986
Trade of government purchased capital equipment.....		FD	42322	148.020	149.853	148.971	151.915	150.841
Trade of exports.....		FD	4233	158.019	158.924	158.514	161.176	160.927
Final demand transportation and warehousing services.....		FD	422	157.194	156.763	157.424	156.026	155.746
Transportation of passengers for final demand.....		FD	4221	134.812	134.468	138.479	131.369	135.338
Transportation of private passengers.....		FD	42211	134.817	134.473	138.473	131.381	135.339
Transportation of government passengers.....		FD	42212	134.611	134.267	138.221	131.207	135.119
Transportation of passengers for export.....		FD	42213	134.799	134.456	138.513	131.324	135.340
Transportation and warehousing of goods for final demand.....		FD	4222	165.140	164.676	163.866	164.980	162.847
Transportation and warehousing of finished goods ²		FD	42221	164.286	163.699	162.864	163.975	161.790
Transportation and warehousing of personal consumption goods.....		FD	422211	164.389	163.836	163.042	164.141	161.982
Transportation and warehousing of private capital equipment.....		FD	422212	163.880	163.154	162.155	163.316	161.025
Transportation and warehousing of government purchased goods.....		FD	42222	160.733	160.749	160.046	160.948	159.197
Transportation and warehousing of exports.....		FD	42223	169.274	168.992	168.210	169.390	167.279
Final demand services less trade, transportation, and warehousing.....		FD	421	128.282	129.036	129.286	129.835	129.894
Finished services less trade, transportation, and warehousing ²		FD	4211	128.832	129.581	129.838	130.311	130.328
Finished consumer services less trade, transportation, and warehousing.....		FD	42111	128.034	128.735	129.054	129.608	129.604
Private capital investment services less trade, transportation, and warehousing.....		FD	42112	136.216	137.382	137.102	136.864	137.063
Government purchased services less trade, transportation, and warehousing.....		FD	4212	120.049	120.558	120.622	120.876	121.078
Gov. purchased services less trade, transportation, and warehousing, excl. capital investment.....		FD	42121	120.534	121.037	121.133	121.439	121.635
Government purchased capital investment services less trade, transportation, and warehousing.....		FD	42122	107.742	108.355	107.786	106.965	107.279
Services for export less trade, transportation, and warehousing.....		FD	4213	130.530	131.636	131.994	133.975	134.482
Final demand construction.....		FD	43	168.309	168.667	173.191	173.321	173.392
Construction for private capital investment.....		FD	431	172.298	172.612	177.324	177.506	177.629
Construction for government.....		FD	432	160.853	161.292	165.471	165.506	165.484
Final Demand Special Groupings								
Final demand less exports.....	04/10	FD	49101	137.111	137.540	138.234	138.382	137.700
Final demand less government.....	04/10	FD	49102	137.638	138.012	138.505	138.777	138.248
Final demand less foods, food and nonalcoholic beverages for immediate consumption, and energy ¹	04/10	FD	49103	136.671	136.929	137.211	137.536	137.729
Final demand less foods and energy ⁴	04/10	FD	49104	136.366	136.655	136.907	137.211	137.395
Final demand less foods and food and nonalcoholic beverages for immediate consumption ⁴	04/10	FD	49105	137.495	137.771	138.299	138.251	137.593

See footnotes at end of table.

Table 3. Producer price indexes for Final Demand-Intermediate Demand groupings, seasonally adjusted — Continued

[December 2022, Index base Nov. 2009=100, unless otherwise indicated]

Grouping	Other index base	Commodity code		Seasonally adjusted index ¹				
		Group code	Item code	Aug. 2022	Sept. 2022 ^P	Oct. 2022 ^P	Nov. 2022 ^P	Dec. 2022 ^P
Final demand less foods ⁴	04/10	FD	49106	137.101	137.404	137.892	137.843	137.221
Final demand less energy.....	04/10	FD	49107	136.876	137.276	137.578	138.159	138.225
Final demand less trade services.....	01/10	FD	49108	135.442	136.004	136.612	136.885	135.927
Final demand less distributive services ⁵	01/10	FD	49109	134.346	134.946	135.606	135.849	134.933
Final demand goods less energy.....	01/10	FD	49111	139.438	139.886	140.070	141.418	141.299
Final demand goods less foods.....	04/10	FD	49112	138.856	138.969	139.783	138.964	136.527
Final demand services less trade services.....	04/10	FD	49113	129.851	130.493	130.778	131.149	131.176
Final demand distributive services ⁵	04/10	FD	49114	150.393	150.135	150.183	150.371	150.454
Final demand goods plus final demand distributive services ⁵	04/10	FD	49115	144.277	144.450	144.988	145.150	143.777
Final demand less foods, energy, and trade services ⁴	08/13	FD	49116	124.858	125.266	125.524	125.876	125.989
Private and government purchased capital equipment.....	08/13	FD	49117	123.951	124.268	124.650	125.062	125.529
Private and government purchased capital investment services.....	08/13	FD	49118	131.643	132.642	131.880	132.587	132.157
Total private and government purchased capital investment.....	08/13	FD	49119	131.124	131.769	131.976	132.502	132.502
Total finished ²	01/10	FD	49201	137.862	138.256	138.937	139.129	138.630
Total finished less foods, food and nonalcoholic beverages for immediate consumption, and energy ^{2, 4}	12/10	FD	49202	135.899	136.253	136.614	136.834	137.047
Total finished less foods and energy ^{2, 4}	01/10	FD	49203	136.729	137.074	137.429	137.656	137.859
Total finished less foods and food and nonalcoholic beverages for immediate consumption ^{2, 4}	12/10	FD	49204	136.040	136.348	136.957	136.830	136.400
Total finished less foods ^{2, 4}	01/10	FD	49205	137.404	137.705	138.311	138.191	137.754
Total finished less energy ²	01/10	FD	49206	137.265	137.706	138.157	138.696	138.795
Finished goods ²	00/82	FD	49207	252.194	253.172	255.913	256.510	252.549
Finished goods less energy ²	00/82	FD	49208	244.816	246.228	247.584	250.955	250.802
Finished goods, excluding foods ^{2, 4}	00/82	FD	49209	248.877	249.212	251.740	250.018	245.790
Finished services ²	01/10	FD	49210	135.545	135.880	136.159	136.296	136.448
Private capital investment services.....	04/10	FD	49211	141.799	142.851	142.031	142.735	142.283
Finished distributive services ^{2, 5}	04/10	FD	49212	149.001	148.568	148.724	148.536	148.780
Finished services less trade services ²	04/10	FD	49213	129.747	130.403	130.686	131.024	131.020
Finished services less distributive services ^{2, 5}	04/10	FD	49214	128.123	128.841	129.181	129.481	129.587
Total private capital investment (goods, services, and construction).....	04/10	FD	49215	139.054	139.780	139.881	140.443	140.433
Finished goods plus finished distributive services ²	04/10	FD	49216	144.654	144.745	145.636	145.727	144.657
Total exports.....	04/10	FD	49301	139.837	140.108	139.556	140.287	139.575
Goods for export.....	00/82	FD	49302	238.425	238.355	236.614	236.930	234.806
Services for export.....	04/10	FD	49303	145.256	146.008	146.144	147.725	147.791
Total government purchases.....	04/10	FD	49401	136.551	137.353	138.203	137.933	135.409
Government purchased goods.....	00/82	FD	49402	241.036	242.851	244.879	243.038	233.532
Government purchased services.....	04/10	FD	49403	128.790	129.390	129.413	129.896	129.998
Total government purchased capital investment (goods, services, construction).....	08/13	FD	49404	128.197	128.545	129.562	130.043	130.112
Government purchases, defense.....	05/15	FD	49405	124.091	124.727	125.245	125.032	122.054
Government purchases, non-defense.....	05/15	FD	49406	130.782	131.618	132.581	132.270	130.048
Personal consumption.....	01/10	FD	49501	137.497	137.817	138.627	138.736	138.128
Personal consumption goods (finished consumer goods).....	00/82	FD	49502	272.325	273.456	277.127	277.663	271.527
Personal consumption goods less energy.....	00/82	FD	49503	265.303	267.204	268.969	274.037	273.256
Personal consumption goods less foods.....	00/82	FD	49504	274.707	274.845	278.534	275.246	267.808
Personal consumption nondurable goods less foods.....	00/82	FD	49508	312.289	312.379	317.652	312.800	301.913
Personal consumption services.....	04/10	FD	49505	134.064	134.292	134.732	134.785	135.026
Personal consumption less trade services.....	04/10	FD	49506	133.698	134.310	135.156	135.514	134.512
Personal consumption less distributive services ⁵	04/10	FD	49507	132.839	133.487	134.384	134.719	133.753
Personal consumption less foods and energy.....	04/14	FD	49510	125.545	125.772	126.161	126.289	126.527
Personal consumption less foods, energy, and trade services ³	04/14	FD	49511	121.514	122.053	122.368	122.789	122.840
Personal consumption less foods, energy, and distributive services ⁵	04/14	FD	49512	120.762	121.343	121.699	122.099	122.228
Personal consumption goods plus personal consumption distributive services ⁵	08/13	FD	49509	133.807	133.747	134.875	134.726	133.479
Intermediate Demand by Commodity Type								
Processed goods								
Processed goods for intermediate demand.....	00/82	ID6	1	270.573	270.204	269.946	267.853	260.330
Materials and components for manufacturing.....	00/82	ID6	11	244.878	241.864	239.319	238.816	236.811
Materials for manufacturing.....		ID6	111	158.070	154.962	152.419	151.818	149.790
Materials for food manufacturing.....	00/82	ID6	1111	259.950	258.175	259.341	261.608	260.101
Materials for nondurable manufacturing.....	00/82	ID6	1112	292.602	289.458	285.882	284.315	278.945
Materials for durable manufacturing.....	00/82	ID6	1113	306.430	295.985	287.469	285.438	282.588
Components for manufacturing.....	00/82	ID6	112	184.263	184.537	184.593	184.819	184.914
Components for nondurable manufacturing.....		ID6	1121	148.912	148.406	148.063	148.213	148.294
Components for durable manufacturing.....		ID6	1122	129.782	130.010	130.068	130.229	130.296
Materials and components for construction.....	00/82	ID6	12	352.932	351.634	350.629	349.655	348.487
Materials for construction.....		ID6	121	169.190	168.274	167.496	167.107	166.245
Components for construction.....		ID6	122	178.378	177.950	177.672	177.119	176.764
Processed fuels and lubricants for intermediate demand.....	00/82	ID6	13	284.671	290.278	295.910	286.398	255.052
Processed fuels and lubricants to manufacturing industries.....	00/82	ID6	131	288.751	292.999	296.001	286.319	264.771

See footnotes at end of table.

Table 3. Producer price indexes for Final Demand-Intermediate Demand groupings, seasonally adjusted — Continued

[December 2022, Index base Nov. 2009=100, unless otherwise indicated]

Grouping	Other index base	Commodity code		Seasonally adjusted index ¹				
		Group code	Item code	Aug. 2022	Sept. 2022 ^P	Oct. 2022 ^P	Nov. 2022 ^P	Dec. 2022 ^P
Processed fuels and lubricants to nonmanufacturing industries.....	00/82	ID6	132	283.837	289.899	296.403	286.930	252.317
Containers for intermediate demand.....	00/82	ID6	14	313.372	314.362	314.325	314.917	315.293
Supplies for intermediate demand.....	00/82	ID6	15	253.432	253.429	252.967	253.524	253.099
Supplies to manufacturing industries.....	00/82	ID6	151	249.055	249.258	247.924	248.033	248.503
Supplies to nonmanufacturing industries.....	00/82	ID6	152	252.100	252.066	251.743	252.365	251.805
Supplies to nonmanufacturing industries, feeds.....	00/82	ID6	1521	257.444	260.446	256.702	256.508	252.843
Supplies to nonmanufacturing industries, other than feeds.....	00/82	ID6	1522	253.571	253.230	253.249	253.959	253.706
Unprocessed goods								
Unprocessed goods for intermediate demand.....	00/82	ID6	2	342.582	332.197	298.312	287.213	296.905
Unprocessed foodstuffs and feedstuffs.....	00/82	ID6	21	254.930	257.718	253.791	253.597	249.862
Unprocessed nonfood materials.....	00/82	ID6	22	388.269	369.729	317.621	299.850	317.882
Unprocessed nonfood materials except fuel.....	00/82	ID6	221	374.513	362.664	357.548	351.342	326.841
Unprocessed nonfood materials except fuel to manufacturing industries.....	00/82	ID6	2211	349.853	338.218	333.176	327.071	303.114
Unprocessed nonfood materials except fuel to nonmanufacturing industries.....	00/82	ID6	2212	325.076	326.496	327.496	328.452	329.263
Unprocessed fuel.....	00/82	ID6	222	375.109	349.461	241.226	210.036	281.177
Unprocessed fuel to manufacturing industries.....	00/82	ID6	2221	329.721	323.364	285.400	271.470	282.259
Unprocessed fuel to nonmanufacturing industries.....	00/82	ID6	2222	388.568	361.029	245.481	212.363	289.160
Services								
Services for intermediate demand.....		ID6	3	140.497	141.105	141.723	142.876	143.493
Trade services for intermediate demand ⁵		ID6	33	168.853	168.643	168.760	170.891	171.954
Trade services for manufacturing industries.....	12/12	ID6	331	153.626	153.757	153.763	155.786	156.328
Trade services for nonmanufacturing industries.....	12/12	ID6	332	150.871	150.360	150.566	152.385	153.760
Transportation and warehousing services for intermediate demand.....		ID6	32	158.764	157.584	158.615	156.557	156.335
Transportation of passengers for intermediate demand.....		ID6	321	134.676	134.331	138.282	131.273	135.182
Transportation of passengers for manufacturing industries.....		ID6	3211	134.777	134.434	138.487	131.305	135.317
Transportation of passengers for nonmanufacturing industries.....		ID6	3212	134.725	134.380	138.319	131.330	135.227
Transportation and warehousing of goods for intermediate demand.....		ID6	322	161.382	160.112	160.827	159.304	158.636
Transportation and warehousing of goods for manufacturing industries.....	12/12	ID6	3221	136.298	136.619	135.925	136.702	135.438
Transportation and warehousing of goods for nonmanufacturing industries.....	12/12	ID6	3222	143.502	141.988	142.981	141.059	140.658
Services less trade, transportation, and warehousing for intermediate demand.....		ID6	31	129.588	130.727	131.413	132.842	133.479
Services less trade, transportation, and warehousing for manufacturing industries.....		ID6	311	123.876	124.073	124.357	124.574	124.622
Services less trade, transportation, and warehousing for nonmanufacturing industries.....		ID6	312	129.762	130.935	131.635	133.105	133.762
Construction								
Construction for intermediate demand.....		ID6	4	139.898	140.291	141.130	141.163	141.255
Intermediate Demand by Commodity Type Special Groupings								
Processed materials less foods and feeds.....	00/82	ID6	9111	272.095	271.737	271.480	269.029	260.988
Processed foods and feeds.....	00/82	ID6	9112	255.241	254.759	254.486	256.209	254.233
Processed energy goods.....	00/82	ID6	9113	285.993	291.626	297.283	287.728	256.235
Processed materials less energy.....	00/82	ID6	9118	263.444	261.572	259.831	259.637	258.227
Processed materials less foods and energy.....	00/82	ID6	9115	263.952	261.920	260.009	259.589	258.249
Intermediate distributive services ⁶	04/10	ID6	9116	163.027	162.450	162.775	163.588	164.026
Processed goods plus intermediate distributive services.....	04/10	ID6	9117	151.422	151.123	151.104	150.478	147.573
Unprocessed materials less agricultural products.....	00/82	ID6	9211	397.538	374.557	318.307	299.350	322.310
Unprocessed energy materials ⁷	00/82	ID6	9212	344.329	321.582	262.774	241.752	264.796
Unprocessed materials less energy.....	00/82	ID6	9213	310.776	313.050	304.403	303.256	301.120
Unprocessed nonfood materials less energy ⁸	00/82	ID6	9216	478.234	478.138	453.732	449.797	452.687
Intermediate Demand by Production Flow								
Stage 4 Intermediate Demand								
Stage 4 intermediate demand.....		ID5	4	145.588	146.106	146.216	146.758	146.330
Inputs to stage 4 goods producers.....		ID5	41	146.092	146.429	146.140	146.498	146.211
Goods.....		ID5	411	141.460	141.620	141.144	140.943	140.303
Foods.....		ID5	4111	157.963	161.356	160.887	160.628	156.324
Energy.....		ID5	4112	167.858	168.263	171.822	169.780	163.314
Goods excluding foods and energy.....		ID5	4113	138.794	138.466	137.953	137.777	137.738
Services.....		ID5	412	161.831	162.668	162.891	164.810	165.496
Trade services.....		ID5	4123	172.312	173.392	173.668	176.198	177.112
Transportation and warehousing services.....		ID5	4122	140.641	140.359	140.187	139.595	139.487
Transportation of passengers.....		ID5	41221	134.798	134.455	138.512	131.323	135.339
Transportation and warehousing of goods.....		ID5	41222	151.099	150.810	149.799	150.458	149.537
Services less trade, transportation, and warehousing.....		ID5	4121	125.387	125.623	125.757	126.063	126.103
Inputs to stage 4 services producers.....		ID5	42	140.248	141.142	141.403	142.318	142.259

See footnotes at end of table.

Table 3. Producer price indexes for Final Demand-Intermediate Demand groupings, seasonally adjusted — Continued

[December 2022, Index base Nov. 2009=100, unless otherwise indicated]

Grouping	Other index base	Commodity code		Seasonally adjusted index ¹				
		Group code	Item code	Aug. 2022	Sept. 2022 ^P	Oct. 2022 ^P	Nov. 2022 ^P	Dec. 2022 ^P
Goods.....		ID5	421	147.213	147.731	147.598	146.958	145.401
Foods.....		ID5	4211	153.832	152.295	150.687	152.131	150.246
Energy.....		ID5	4212	145.666	147.941	148.027	144.316	139.932
Goods excluding foods and energy.....		ID5	4213	145.548	145.732	145.912	146.292	146.328
Services.....		ID5	422	137.593	138.623	139.024	140.502	140.982
Trade services.....		ID5	4223	157.198	158.126	158.305	160.310	160.768
Transportation and warehousing services.....		ID5	4222	147.776	147.703	148.707	146.819	147.041
Transportation of passengers.....		ID5	42221	134.292	133.950	137.960	130.852	134.821
Transportation and warehousing of goods.....		ID5	42222	150.681	150.657	151.111	150.178	149.711
Services less trade, transportation, and warehousing.....		ID5	4221	133.403	134.553	134.921	136.660	137.167
Construction.....		ID5	423	139.898	140.291	141.130	141.163	141.255
Inputs to stage 4 construction producers.....		ID5	43	163.864	163.308	163.779	163.269	161.024
Goods.....		ID5	431	168.573	168.079	168.673	167.584	164.510
Energy.....		ID5	4312	181.867	182.124	192.072	181.933	151.132
Goods excluding foods and energy.....		ID5	4313	171.199	170.619	170.315	170.084	169.642
Services.....		ID5	432	151.874	151.175	151.354	152.221	151.960
Trade services.....		ID5	4323	170.031	168.529	169.182	170.539	170.619
Transportation and warehousing services.....		ID5	4322	158.964	158.273	157.376	158.172	156.243
Transportation of passengers.....		ID5	43221	140.516	140.159	144.377	136.902	141.077
Transportation and warehousing of goods.....		ID5	43222	160.258	159.555	158.516	159.538	157.435
Services less trade, transportation, and warehousing.....		ID5	4321	127.861	128.007	128.062	128.429	128.397
Stage 3 Intermediate Demand								
Stage 3 intermediate demand.....		ID5	3	152.609	152.452	152.286	151.488	148.272
Inputs to stage 3 goods producers.....		ID5	31	169.168	167.756	165.370	164.239	161.566
Goods.....		ID5	311	167.370	165.775	162.866	161.222	157.978
Foods.....		ID5	3111	191.729	192.629	188.985	187.550	184.451
Energy.....		ID5	3112	183.642	182.366	185.164	178.521	145.397
Goods excluding foods and energy.....		ID5	3113	160.488	157.800	154.759	153.305	151.817
Services.....		ID5	312	164.321	163.773	163.732	164.813	164.699
Trade services.....		ID5	3123	168.699	167.873	167.978	169.423	169.960
Transportation and warehousing services.....		ID5	3122	158.748	158.382	157.829	158.557	157.270
Transportation of passengers.....		ID5	31221	143.522	143.157	147.474	139.825	144.098
Transportation and warehousing of goods.....		ID5	31222	159.369	159.003	158.169	159.381	157.774
Services less trade, transportation, and warehousing.....		ID5	3121	129.017	129.209	129.536	129.770	129.424
Inputs to stage 3 services producers.....		ID5	32	139.093	140.004	141.652	141.098	137.352
Goods.....		ID5	321	145.069	148.347	152.770	148.942	130.955
Foods.....		ID5	3211	160.546	162.816	160.873	162.492	161.682
Energy.....		ID5	3212	157.356	162.842	170.190	163.578	134.070
Goods excluding foods and energy.....		ID5	3213	135.729	135.555	135.505	135.976	135.704
Services.....		ID5	322	136.888	137.066	137.858	138.320	138.962
Trade services.....		ID5	3223	190.085	191.260	190.211	192.182	192.652
Transportation and warehousing services.....		ID5	3222	164.870	161.930	163.788	160.410	160.455
Transportation of passengers.....		ID5	32221	104.924	104.606	104.620	104.320	104.284
Transportation and warehousing of goods.....		ID5	32222	165.385	162.429	164.297	160.901	160.947
Services less trade, transportation, and warehousing.....		ID5	3221	126.567	127.490	128.142	129.503	130.318
Construction.....		ID5	323	139.898	140.291	141.130	141.163	141.255
Inputs to stage 3 construction producers.....		ID5	33	143.122	141.849	142.459	142.819	142.715
Goods.....		ID5	331	139.215	138.326	137.539	136.426	135.932
Goods excluding foods and energy.....		ID5	3313	177.393	176.260	175.257	173.839	173.210
Services.....		ID5	332	166.694	164.907	166.823	168.517	168.739
Trade services.....		ID5	3323	171.661	169.707	171.794	173.613	173.881
Transportation and warehousing services.....		ID5	3322	115.545	115.848	115.118	115.760	115.838
Transportation and warehousing of goods.....		ID5	33222	121.962	122.282	121.511	122.189	122.271
Services less trade, transportation, and warehousing.....		ID5	3321	121.167	121.209	121.578	121.657	121.083
Stage 2 Intermediate Demand								
Stage 2 intermediate demand.....		ID5	2	150.697	147.943	140.982	139.139	142.214
Inputs to stage 2 goods producers.....		ID5	21	156.089	150.700	137.532	133.801	138.204
Goods.....		ID5	211	162.941	155.950	138.946	133.916	139.317
Foods.....		ID5	2111	176.325	181.188	173.488	175.488	171.986
Energy.....		ID5	2112	152.720	142.239	116.421	107.850	117.099
Goods excluding foods and energy.....		ID5	2113	152.341	149.876	147.530	147.593	147.676
Services.....		ID5	212	145.279	145.665	146.291	147.345	148.293
Trade services.....		ID5	2123	165.702	164.326	164.803	166.146	167.665
Transportation and warehousing services.....		ID5	2122	166.134	167.863	168.059	167.624	167.182
Transportation of passengers.....		ID5	21221	135.282	134.934	138.759	131.959	135.742
Transportation and warehousing of goods.....		ID5	21222	167.932	169.824	169.721	169.810	169.024
Services less trade, transportation, and warehousing.....		ID5	2121	125.042	127.012	128.241	130.088	131.348
Construction.....		ID5	213	139.898	140.291	141.130	141.163	141.255

See footnotes at end of table.

Table 3. Producer price indexes for Final Demand-Intermediate Demand groupings, seasonally adjusted — Continued

[December 2022, Index base Nov. 2009=100, unless otherwise indicated]

Grouping	Other index base	Commodity code		Seasonally adjusted index ¹				
		Group code	Item code	Aug. 2022	Sept. 2022 ^P	Oct. 2022 ^P	Nov. 2022 ^P	Dec. 2022 ^P
Inputs to stage 2 services producers.....		ID5	22	138.544	139.217	140.340	140.949	142.238
Goods.....		ID5	221	148.388	148.178	147.961	147.275	145.567
Foods.....		ID5	2211	137.200	137.127	133.336	132.165	130.586
Energy.....		ID5	2212	192.075	196.138	197.735	188.014	165.091
Goods excluding foods and energy.....		ID5	2213	146.095	145.620	145.313	145.189	144.791
Services.....		ID5	222	136.747	137.557	138.885	139.704	141.473
Trade services.....		ID5	2223	185.883	181.490	179.994	183.555	195.344
Transportation and warehousing services.....		ID5	2222	168.156	159.163	164.044	152.673	154.189
Transportation of passengers.....		ID5	22221	135.234	134.889	138.918	131.775	135.763
Transportation and warehousing of goods.....		ID5	22222	174.929	164.277	169.335	157.128	158.185
Services less trade, transportation, and warehousing.....		ID5	2221	132.894	134.781	136.019	137.622	138.828
Construction.....		ID5	223	139.898	140.291	141.130	141.163	141.255
Stage 1 Intermediate Demand								
Stage 1 intermediate demand.....		ID5	1	147.485	147.895	148.082	147.919	145.458
Inputs to stage 1 goods producers.....		ID5	11	154.377	153.694	151.591	150.762	148.653
Goods.....		ID5	111	156.389	155.726	152.871	151.236	148.276
Foods.....		ID5	1111	175.034	184.306	177.138	175.180	169.545
Energy.....		ID5	1112	148.659	151.094	149.337	145.139	136.787
Goods excluding foods and energy.....		ID5	1113	159.090	155.989	153.533	152.518	151.212
Services.....		ID5	112	152.857	152.102	151.956	153.263	153.374
Trade services.....		ID5	1123	168.920	167.039	166.876	168.983	169.130
Transportation and warehousing services.....		ID5	1122	158.641	159.854	159.598	158.909	159.673
Transportation of passengers.....		ID5	11221	134.772	134.429	138.486	131.298	135.314
Transportation and warehousing of goods.....		ID5	11222	162.677	164.173	163.126	163.631	163.797
Services less trade, transportation, and warehousing.....		ID5	1121	106.700	107.288	107.208	107.548	107.478
Construction.....		ID5	113	139.898	140.291	141.130	141.163	141.255
Inputs to stage 1 services producers.....		ID5	12	142.001	143.108	144.444	144.682	142.189
Goods.....		ID5	121	151.336	153.323	155.759	153.832	146.260
Foods.....		ID5	1211	187.802	177.136	213.980	211.724	229.370
Energy.....		ID5	1212	178.582	184.663	191.622	184.876	159.584
Goods excluding foods and energy.....		ID5	1213	146.247	146.416	146.608	146.922	147.429
Services.....		ID5	122	137.030	137.694	138.477	139.798	139.848
Trade services.....		ID5	1223	168.424	169.540	168.302	171.026	172.506
Transportation and warehousing services.....		ID5	1222	142.544	142.354	143.979	141.692	142.494
Transportation of passengers.....		ID5	12221	134.692	134.349	138.403	131.220	135.233
Transportation and warehousing of goods.....		ID5	12222	161.960	161.836	162.249	162.509	161.567
Services less trade, transportation, and warehousing.....		ID5	1221	131.556	132.275	133.178	134.799	134.582
Construction.....		ID5	123	139.898	140.291	141.130	141.163	141.255
Inputs to stage 1 construction producers.....		ID5	13	165.207	165.513	166.852	166.701	163.212
Goods.....		ID5	131	166.844	168.033	169.533	168.473	163.268
Energy.....		ID5	1312	178.623	188.885	204.000	195.139	150.674
Goods excluding foods and energy.....		ID5	1313	167.957	167.983	167.733	167.672	167.500
Services.....		ID5	132	162.011	160.575	161.595	163.240	163.136
Trade services.....		ID5	1323	167.452	165.829	167.242	169.050	169.357
Transportation and warehousing services.....		ID5	1322	133.762	133.086	132.262	133.215	131.144
Transportation and warehousing of goods.....		ID5	13222	138.359	137.661	136.808	137.794	135.652
Services less trade, transportation, and warehousing.....		ID5	1321	132.537	132.979	133.492	133.654	133.904
Intermediate Demand by Production Flow Special Groupings								
Total goods inputs to stage 4 intermediate demand.....	04/10	ID5	9411	145.497	145.634	145.471	144.977	143.620
Total services inputs to stage 4 intermediate demand.....	04/10	ID5	9412	142.015	142.876	143.229	144.725	145.179
Total construction inputs to stage 4 intermediate demand.....	04/10	ID5	9413	138.739	139.129	139.960	139.994	140.085
Total foods inputs to stage 4 intermediate demand.....	04/10	ID5	9414	152.739	154.016	153.085	153.537	150.331
Total energy goods inputs to stage 4 intermediate demand.....	04/10	ID5	9415	139.646	141.378	143.013	138.720	130.760
Total goods less foods and energy inputs to stage 4 intermediate demand.....	04/10	ID5	9416	146.461	146.186	145.871	145.801	145.688
Total goods inputs to stage 3 intermediate demand.....	04/10	ID5	9311	153.474	153.164	152.221	150.123	143.425
Total services inputs to stage 3 intermediate demand.....	04/10	ID5	9312	140.720	140.738	141.388	141.973	142.467
Total construction inputs to stage 3 intermediate demand.....	04/10	ID5	9313	138.739	139.129	139.960	139.994	140.085
Total foods inputs to stage 3 intermediate demand.....	04/10	ID5	9314	170.411	171.223	167.992	166.738	163.997
Total energy goods inputs to stage 3 intermediate demand.....	04/10	ID5	9315	158.418	162.684	169.137	162.656	133.164
Total goods less foods and energy inputs to stage 3 intermediate demand.....	04/10	ID5	9316	150.263	148.087	145.652	144.546	143.316
Total goods inputs to stage 2 intermediate demand.....	04/10	ID5	9211	153.699	147.698	133.132	128.764	133.219
Total services inputs to stage 2 intermediate demand.....	04/10	ID5	9212	139.167	139.890	141.071	141.944	143.543
Total construction inputs to stage 2 intermediate demand.....	04/10	ID5	9213	138.739	139.129	139.960	139.994	140.085
Total foods inputs to stage 2 intermediate demand.....	04/10	ID5	9214	176.866	181.697	173.999	175.973	172.474
Total energy goods inputs to stage 2 intermediate demand.....	04/10	ID5	9215	149.959	139.865	114.906	106.502	115.186
Total goods less foods and energy inputs to stage 2 intermediate demand.....	04/10	ID5	9216	142.297	140.401	138.628	138.647	138.622
Total goods inputs to stage 1 intermediate demand.....	04/10	ID5	9111	139.030	139.519	139.225	137.762	133.390

See footnotes at end of table.

Table 3. Producer price indexes for Final Demand-Intermediate Demand groupings, seasonally adjusted — Continued

[December 2022, Index base Nov. 2009=100, unless otherwise indicated]

Grouping	Other index base	Commodity code		Seasonally adjusted index ¹				
		Group code	Item code	Aug. 2022	Sept. 2022 ^p	Oct. 2022 ^p	Nov. 2022 ^p	Dec. 2022 ^p
Total services inputs to stage 1 intermediate demand.....	04/10	ID5	9112	140.849	141.075	141.699	143.032	143.081
Total construction inputs to stage 1 intermediate demand.....	04/10	ID5	9117	138.739	139.129	139.960	139.994	140.085
Total foods inputs to stage 1 intermediate demand.....	04/10	ID5	9114	165.085	173.428	167.537	165.687	160.835
Total energy goods inputs to stage 1 intermediate demand.....	04/10	ID5	9115	160.899	165.773	169.990	164.250	144.470
Total goods less foods and energy inputs to stage 1 intermediate demand.....	04/10	ID5	9116	129.995	128.828	127.875	127.553	127.152

¹ All indexes are subject to revision for 4 months after their originally scheduled publication to incorporate late reports and corrections by survey respondents. In addition, seasonally adjusted indexes are subject to change for up to 5 years due to the recalculation of seasonal factors published each January.

² PPI defines Total finished as including only the personal consumption and private capital investment portions of final demand.

³ Trade indexes measure changes in margins received by wholesalers and retailers.

⁴ The PPI definition of foods does not include food and beverages for immediate consumption. PPI defines food and beverages for immediate consumption as the service of preparing meals, snacks, and beverages to customer order for immediate on-premises and off-premises consumption.

⁵ Distributive services include transportation, warehousing, and trade of goods.

⁶ Includes intermediate trade, transportation, and warehousing services.

⁷ Includes crude petroleum.

⁸ Excludes crude petroleum.

p Preliminary

“-” Data not available.

Table 4. Producer price index percentage changes and weights for Final Demand-Intermediate Demand groupings, not seasonally adjusted
[December 2022]

Title	Commodity code		Relative Importance Dec. 2021 ¹	Unadjusted 12-month percent change ² Dec. 2021 to Dec. 2022 ^P	Unadjusted 1-month percent change ²				
	Group code	Item code			July to Aug.	Aug. to Sept. ^P	Sept. to Oct. ^P	Oct. to Nov. ^P	Nov. to Dec. ^P
Final Demand									
Final demand.....	FD	4	100.000	6.2	-0.2	0.1	0.5	0.0	-0.8
Final demand goods.....	FD	41	33.128	8.0	-1.4	-0.1	0.4	0.0	-2.1
Final demand foods.....	FD	411	5.743	14.3	-0.1	0.8	0.4	3.3	-1.1
Finished consumer foods ³	FD	4111	4.425	15.3	-0.1	1.0	0.9	3.6	-1.1
Finished consumer foods, crude.....	FD	41113	0.460	64.9	-5.0	9.3	14.3	22.5	-1.2
Finished consumer foods, processed.....	FD	41112	3.965	9.5	0.5	0.0	-0.7	0.9	-1.0
Government purchased foods.....	FD	4112	0.407	9.9	0.1	-0.3	-0.4	0.9	-0.5
Foods for export.....	FD	4113	0.911	11.7	-0.2	0.6	-1.8	2.9	-1.4
Final demand energy.....	FD	412	5.972	9.1	-6.9	-0.8	1.3	-3.7	-10.2
Finished consumer energy goods ³	FD	4121	4.773	6.3	-6.7	-1.7	1.3	-3.9	-8.9
Government purchased energy.....	FD	4122	0.834	18.4	-7.5	3.0	2.0	-3.4	-15.0
Energy for export.....	FD	4123	0.365	23.7	-7.5	1.2	-0.8	-2.5	-13.6
Final demand goods less foods and energy.....	FD	413	21.412	6.0	0.1	-0.1	0.1	0.3	0.2
Finished goods less foods and energy ³	FD	4131	12.084	7.8	0.4	0.2	0.5	0.4	0.3
Finished consumer goods less foods and energy.....	FD	41311	6.448	7.3	0.4	0.2	0.4	0.5	0.2
Nondurable consumer goods less foods and energy.....	FD	413111	4.061	7.7	0.6	0.2	0.2	0.7	0.1
Durable consumer goods.....	FD	413112	2.387	6.6	0.3	0.1	0.6	0.2	0.4
Private capital equipment.....	FD	41312	5.636	8.3	0.4	0.3	0.6	0.3	0.4
Private capital equipment for manufacturing industries.....	FD	413121	1.256	10.2	0.4	0.4	0.4	0.4	0.4
Private capital equipment for nonmanufacturing industries.....	FD	413122	4.380	7.7	0.4	0.3	0.7	0.3	0.4
Government purchased goods, excluding foods and energy.....	FD	4132	2.255	6.7	0.0	-0.2	0.0	0.2	0.0
Government purchased goods excluding foods, energy, and capital equipment.....	FD	41321	1.338	8.2	-0.1	-0.2	-0.1	0.2	-0.1
Government purchased capital equipment.....	FD	41322	0.917	4.5	0.2	-0.1	0.1	0.2	0.2
Goods for export, excluding foods and energy.....	FD	4133	7.073	2.8	-0.3	-0.6	-0.5	0.0	0.1
Final demand services.....	FD	42	65.132	5.0	0.4	0.2	0.4	0.0	-0.2
Final demand trade services ⁴	FD	423	20.434	8.7	1.1	0.1	0.6	-0.3	-0.4
Trade of finished goods ³	FD	4231	17.549	8.5	1.3	0.0	0.8	-0.6	-0.4
Trade of personal consumption goods.....	FD	42311	14.295	8.4	1.6	-0.2	1.1	-1.0	-0.3
Trade of private capital equipment.....	FD	42312	3.254	8.8	0.1	0.7	-1.0	1.3	-1.0
Trade of government purchased goods.....	FD	4232	0.761	11.6	-0.3	0.8	-0.4	1.5	-0.2
Trade of government purchased goods, excluding capital equipment.....	FD	42321	0.474	11.7	-0.5	0.6	-0.2	1.3	0.0
Trade of government purchased capital equipment.....	FD	42322	0.287	11.3	0.2	1.2	-0.6	2.0	-0.7
Trade of exports.....	FD	4233	2.124	9.4	-0.4	0.6	-0.3	1.7	-0.2
Final demand transportation and warehousing services.....	FD	422	4.396	10.8	-1.7	-0.9	1.2	-1.0	-0.2
Transportation of passengers for final demand.....	FD	4221	1.113	17.1	-1.7	-2.7	6.1	-5.4	3.2
Transportation of private passengers.....	FD	42211	0.752	17.1	-1.7	-2.7	6.1	-5.4	3.2
Transportation of government passengers.....	FD	42212	0.090	16.9	-1.6	-2.7	6.0	-5.4	3.1
Transportation of passengers for export.....	FD	42213	0.271	17.3	-1.7	-2.7	6.2	-5.5	3.2
Transportation and warehousing of goods for final demand.....	FD	4222	3.283	8.6	-1.7	-0.3	-0.5	0.7	-1.3
Transportation and warehousing of finished goods ³	FD	42221	2.160	8.5	-1.8	-0.4	-0.5	0.7	-1.4
Transportation and warehousing of personal consumption goods.....	FD	422211	1.734	8.5	-1.8	-0.4	-0.5	0.7	-1.3
Transportation and warehousing of private capital equipment.....	FD	422212	0.426	8.7	-1.9	-0.4	-0.6	0.7	-1.4
Transportation and warehousing of government purchased goods.....	FD	42222	0.198	8.3	-1.6	0.0	-0.5	0.6	-1.1
Transportation and warehousing of exports.....	FD	42223	0.925	8.9	-1.6	-0.3	-0.5	0.7	-1.3
Final demand services less trade, transportation, and warehousing.....	FD	421	40.301	2.5	0.3	0.3	0.3	0.3	-0.1
Finished services less trade, transportation, and warehousing ³	FD	4211	35.337	2.5	0.2	0.3	0.3	0.2	-0.1
Finished consumer services less trade, transportation, and warehousing.....	FD	42111	31.663	2.1	0.2	0.3	0.4	0.2	-0.1
Private capital investment services less trade, transportation, and warehousing.....	FD	42112	3.674	6.0	0.5	0.8	-0.2	-0.2	0.0
Government purchased services less trade, transportation, and warehousing.....	FD	4212	2.482	1.8	0.6	0.4	0.2	0.1	0.1
Gov. purchased services less trade, transportation, and warehousing, excl. capital investment.....	FD	42121	2.376	1.9	0.7	0.4	0.2	0.1	0.1
Government purchased capital investment services less trade, transportation, and warehousing.....	FD	42122	0.106	-0.7	-0.5	0.6	-0.5	-0.8	0.3
Services for export less trade, transportation, and warehousing.....	FD	4213	2.482	3.4	1.4	0.7	0.1	1.6	0.2
Final demand construction.....	FD	43	1.740	18.5	0.2	0.2	2.7	0.1	0.0
Construction for private capital investment.....	FD	431	1.133	19.9	0.2	0.2	2.7	0.1	0.1
Construction for government.....	FD	432	0.606	16.1	0.1	0.3	2.6	0.0	0.0
Special Groupings of Final Demand									
Final demand less exports.....	FD	49101	85.849	6.3	-0.2	0.1	0.6	-0.1	-0.9
Final demand less government.....	FD	49102	92.367	6.1	-0.2	0.0	0.5	0.0	-0.7

See footnotes at end of table.

Table 4. Producer price index percentage changes and weights for Final Demand-Intermediate Demand groupings, not seasonally adjusted — Continued
[December 2022]

Title	Commodity code		Relative Importance Dec. 2021 ¹	Unadjusted 12-month percent change ² Dec. 2021 to Dec. 2022 ^P	Unadjusted 1-month percent change ²				
	Group code	Item code			July to Aug.	Aug. to Sept. ^P	Sept. to Oct. ^P	Oct. to Nov. ^P	Nov. to Dec. ^P
Final demand less foods, food and nonalcoholic beverages for immediate consumption, and energy ⁵	FD	49103	87.780	5.6	0.3	0.1	0.4	0.1	-0.1
Final demand less foods and energy ⁵	FD	49104	88.285	5.5	0.3	0.1	0.4	0.1	-0.1
Final demand less foods and food and nonalcoholic beverages for immediate consumption ⁵	FD	49105	93.752	5.8	-0.3	0.0	0.5	-0.2	-0.9
Final demand less foods ⁵	FD	49106	94.257	5.8	-0.2	0.0	0.5	-0.2	-0.8
Final demand less energy.....	FD	49107	94.028	6.1	0.3	0.1	0.4	0.3	-0.2
Final demand less trade services.....	FD	49108	79.566	5.6	-0.6	0.1	0.4	0.1	-1.0
Final demand less distributive services ⁶	FD	49109	76.283	5.5	-0.5	0.1	0.5	0.0	-0.9
Final demand goods less energy.....	FD	49111	27.155	7.8	0.1	0.1	0.2	0.9	-0.1
Final demand goods less foods.....	FD	49112	27.384	6.7	-1.7	-0.2	0.4	-0.7	-2.3
Final demand services less trade services.....	FD	49113	44.697	3.4	0.1	0.2	0.4	0.1	-0.1
Final demand distributive services ⁶	FD	49114	23.717	8.7	0.7	0.0	0.4	-0.2	-0.5
Final demand goods plus final demand distributive services ⁶	FD	49115	56.844	8.3	-0.6	0.0	0.4	-0.1	-1.5
Final demand less foods, energy, and trade services ⁵	FD	49116	67.851	4.6	0.1	0.1	0.4	0.2	0.0
Private and government purchased capital equipment.....	FD	49117	6.553	7.7	0.4	0.2	0.6	0.3	0.4
Private and government purchased capital investment services.....	FD	49118	7.747	7.4	0.2	0.7	-0.6	0.6	-0.5
Total private and government purchased capital investment.....	FD	49119	14.300	8.7	0.3	0.5	0.3	0.4	-0.1
Total finished ³	FD	49201	78.213	6.2	-0.1	0.1	0.6	-0.1	-0.8
Total finished less foods, food and nonalcoholic beverages for immediate consumption, and energy ^{3, 5}	FD	49202	68.515	5.7	0.5	0.2	0.5	-0.1	-0.1
Total finished less foods and energy ^{3, 5}	FD	49203	69.015	5.6	0.5	0.1	0.5	0.0	-0.1
Total finished less foods and food and nonalcoholic beverages for immediate consumption ^{3, 5}	FD	49204	73.288	5.8	-0.1	0.0	0.6	-0.3	-0.7
Total finished less foods ^{3, 5}	FD	49205	73.788	5.6	-0.1	0.0	0.6	-0.3	-0.7
Total finished less energy ³	FD	49206	73.440	6.2	0.4	0.2	0.6	0.2	-0.2
Finished goods ³	FD	49207	21.282	9.0	-1.5	-0.1	0.8	0.0	-2.2
Finished goods less energy ³	FD	49208	16.509	9.8	0.3	0.4	0.6	1.3	-0.1
Finished goods, excluding foods ^{3, 5}	FD	49209	16.857	7.3	-1.9	-0.4	0.7	-0.9	-2.5
Finished services ³	FD	49210	55.798	4.8	0.5	0.1	0.5	-0.2	-0.2
Private capital investment services.....	FD	49211	7.354	7.4	0.2	0.7	-0.6	0.5	-0.5
Finished distributive services ^{3, 6}	FD	49212	19.709	8.5	1.0	-0.1	0.6	-0.5	-0.5
Finished services less trade services ³	FD	49213	38.249	3.2	0.1	0.2	0.4	0.1	-0.1
Finished services less distributive services ^{3, 6}	FD	49214	36.089	2.8	0.2	0.2	0.4	0.0	0.0
Total private capital investment (goods, services, and construction).....	FD	49215	14.123	8.7	0.3	0.5	0.2	0.4	-0.1
Finished goods plus finished distributive services ^{3, 6}	FD	49216	40.991	8.7	-0.4	-0.1	0.7	-0.2	-1.4
Total exports.....	FD	49301	14.151	5.7	-0.4	-0.1	-0.3	0.5	-0.6
Goods for export.....	FD	49302	8.349	4.7	-0.8	-0.4	-0.7	0.2	-0.9
Services for export.....	FD	49303	5.802	7.1	0.1	0.3	0.1	1.1	-0.1
Total government purchases.....	FD	49401	7.633	8.0	-1.0	0.5	0.5	-0.3	-2.1
Government purchased goods.....	FD	49402	3.496	9.9	-2.3	0.7	0.5	-0.8	-4.4
Government purchased services.....	FD	49403	3.531	4.7	0.2	0.4	0.2	0.3	0.0
Total government purchased capital investment (goods, services, construction).....	FD	49404	1.916	8.9	0.1	0.3	0.8	0.3	0.0
Government purchases, defense.....	FD	49405	2.357	6.9	-1.5	0.4	0.5	-0.2	-2.6
Government purchases, non-defense.....	FD	49406	5.276	8.4	-0.8	0.6	0.6	-0.3	-2.0
Personal consumption.....	FD	49501	64.090	5.6	-0.2	0.0	0.7	-0.2	-0.9
Personal consumption goods (finished consumer goods).....	FD	49502	15.646	9.2	-2.2	-0.2	0.8	-0.1	-3.0
Personal consumption goods less energy.....	FD	49503	10.873	10.5	0.2	0.5	0.6	1.8	-0.3
Personal consumption goods less foods.....	FD	49504	11.221	6.9	-3.0	-0.7	0.8	-1.5	-3.9
Personal consumption nondurable goods less foods.....	FD	49508	8.834	7.0	-3.8	-0.9	0.9	-1.9	-4.9
Personal consumption services.....	FD	49505	48.444	4.4	0.5	0.0	0.7	-0.3	-0.2
Personal consumption less trade services.....	FD	49506	49.795	4.8	-0.7	0.0	0.6	0.0	-1.1
Personal consumption less distributive services ⁶	FD	49507	48.061	4.7	-0.7	0.0	0.6	0.0	-1.1
Personal consumption less foods and energy.....	FD	49510	54.892	4.8	0.5	0.1	0.6	-0.2	-0.1
Personal consumption less foods, energy, and trade services ⁴	FD	49511	40.597	3.5	0.1	0.2	0.4	0.2	-0.1
Personal consumption less foods, energy, and distributive services ⁶	FD	49512	38.863	3.3	0.2	0.2	0.5	0.1	0.0
Personal consumption goods plus personal consumption distributive services ⁶	FD	49509	31.675	8.8	-0.5	-0.2	0.9	-0.5	-1.7
Intermediate Demand by Commodity Type									
Processed goods									
Processed goods for intermediate demand.....	ID6	1	100.000	4.7	-1.7	-0.2	-0.4	-0.9	-3.1
Materials and components for manufacturing.....	ID6	11	45.927	-0.5	-1.4	-1.4	-1.1	-0.3	-1.0
Materials for manufacturing.....	ID6	111	30.390	-3.9	-2.3	-2.2	-1.7	-0.5	-1.5
Materials for food manufacturing.....	ID6	1111	4.084	11.4	-0.8	-0.8	0.1	0.6	-0.9
Materials for nondurable manufacturing.....	ID6	1112	13.045	0.5	-2.8	-1.4	-1.2	-0.6	-2.2
Materials for durable manufacturing.....	ID6	1113	13.261	-12.9	-2.2	-3.5	-3.0	-0.8	-1.1
Components for manufacturing.....	ID6	112	15.537	6.3	0.3	0.1	0.0	0.1	0.1

See footnotes at end of table.

Table 4. Producer price index percentage changes and weights for Final Demand-Intermediate Demand groupings, not seasonally adjusted — Continued
[December 2022]

Title	Commodity code		Relative Importance Dec. 2021 ¹	Unadjusted 12-month percent change ² Dec. 2021 to Dec. 2022 ^P	Unadjusted 1-month percent change ²				
	Group code	Item code			July to Aug.	Aug. to Sept. ^P	Sept. to Oct. ^P	Oct. to Nov. ^P	Nov. to Dec. ^P
Components for nondurable manufacturing.....	ID6	1121	0.800	7.3	0.8	-0.3	-0.2	0.1	0.1
Components for durable manufacturing.....	ID6	1122	14.737	6.2	0.2	0.2	0.0	0.1	0.1
Materials and components for construction.....	ID6	12	9.074	7.6	0.4	-0.5	-0.4	-0.4	-0.3
Materials for construction.....	ID6	121	3.869	6.4	0.6	-0.7	-0.6	-0.4	-0.5
Components for construction.....	ID6	122	5.205	8.6	0.2	-0.3	-0.3	-0.3	-0.2
Processed fuels and lubricants for intermediate demand.....	ID6	13	18.757	10.4	-5.5	2.1	0.6	-3.8	-12.2
Processed fuels and lubricants to manufacturing industries.....	ID6	131	4.683	12.9	-2.5	1.1	-1.5	-3.9	-8.5
Processed fuels and lubricants to nonmanufacturing industries.....	ID6	132	14.074	9.6	-6.5	2.4	1.3	-3.8	-13.5
Containers for intermediate demand.....	ID6	14	2.795	13.2	1.3	0.3	0.0	0.2	0.1
Supplies for intermediate demand.....	ID6	15	23.448	8.3	0.3	-0.1	-0.3	0.2	-0.1
Supplies to manufacturing industries.....	ID6	151	3.227	6.6	0.6	0.1	-0.5	0.0	0.2
Supplies to nonmanufacturing industries.....	ID6	152	20.221	8.5	0.2	-0.2	-0.3	0.3	-0.2
Supplies to nonmanufacturing industries, feeds.....	ID6	1521	1.743	13.9	1.0	0.2	-2.1	0.5	-0.6
Supplies to nonmanufacturing industries, other than feeds.....	ID6	1522	18.478	8.0	0.2	-0.2	-0.1	0.2	-0.2
Unprocessed goods									
Unprocessed goods for intermediate demand.....	ID6	2	100.000	11.7	3.7	-4.4	-9.7	-3.3	4.0
Unprocessed foodstuffs and feedstuffs.....	ID6	21	32.603	15.1	-3.5	-2.5	0.4	1.1	-0.4
Unprocessed nonfood materials.....	ID6	22	67.398	10.1	7.0	-5.1	-14.0	-5.5	6.3
Unprocessed nonfood materials except fuel.....	ID6	221	44.822	-1.0	-3.5	-3.8	-1.1	-1.5	-6.6
Unprocessed nonfood materials except fuel to manufacturing industries.....	ID6	2211	42.852	-1.6	-3.6	-4.0	-1.2	-1.6	-6.9
Unprocessed nonfood materials except fuel to nonmanufacturing industries.....	ID6	2212	1.970	11.6	0.6	0.1	0.1	0.0	0.0
Unprocessed fuel.....	ID6	222	22.576	32.1	24.2	-6.9	-31.0	-13.0	34.0
Unprocessed fuel to manufacturing industries.....	ID6	2221	1.143	44.0	6.3	-2.1	-11.8	-5.1	4.2
Unprocessed fuel to nonmanufacturing industries.....	ID6	2222	21.433	31.4	25.3	-7.1	-32.0	-13.5	36.3
Services									
Services for intermediate demand.....	ID6	3	100.000	6.4	0.6	0.3	0.4	0.9	0.2
Trade services for intermediate demand ⁴	ID6	33	22.377	9.1	-1.1	-0.2	0.0	1.2	0.6
Trade services for manufacturing industries.....	ID6	331	11.472	7.5	-1.3	0.1	0.0	1.3	0.3
Trade services for nonmanufacturing industries.....	ID6	332	10.905	10.8	-0.9	-0.6	0.0	1.2	0.9
Transportation and warehousing services for intermediate demand.....	ID6	32	13.264	4.6	-0.6	-1.1	0.9	-1.4	-0.2
Transportation of passengers for intermediate demand.....	ID6	321	0.984	16.9	-1.6	-2.7	6.0	-5.4	3.1
Transportation of passengers for manufacturing industries.....	ID6	3211	0.116	17.3	-1.7	-2.7	6.2	-5.5	3.2
Transportation of passengers for nonmanufacturing industries.....	ID6	3212	0.868	16.9	-1.6	-2.7	6.0	-5.4	3.1
Transportation and warehousing of goods for intermediate demand.....	ID6	322	12.280	3.6	-0.5	-1.0	0.4	-1.1	-0.5
Transportation and warehousing of goods for manufacturing industries.....	ID6	3221	2.498	9.4	-1.1	0.2	-0.5	0.5	-0.9
Transportation and warehousing of goods for nonmanufacturing industries.....	ID6	3222	9.782	2.1	-0.4	-1.3	0.6	-1.5	-0.4
Services less trade, transportation, and warehousing for intermediate demand.....	ID6	31	64.359	5.8	1.5	0.7	0.4	1.2	0.2
Services less trade, transportation, and warehousing for manufacturing industries.....	ID6	311	2.040	4.9	0.3	0.0	0.3	0.0	-0.1
Services less trade, transportation, and warehousing for nonmanufacturing industries.....	ID6	312	62.318	5.8	1.5	0.7	0.4	1.2	0.2
Construction									
Construction for intermediate demand.....	ID6	4	100.000	7.7	0.1	0.3	0.6	0.0	0.1
Special Groupings of Intermediate Demand by Commodity Type									
Processed materials less foods and feeds.....	ID6	9111	92.100	4.2	-1.9	-0.2	-0.4	-1.1	-3.3
Processed foods and feeds.....	ID6	9112	7.900	11.3	-0.2	-0.5	-0.5	0.6	-0.8
Processed energy goods.....	ID6	9113	18.757	10.4	-5.5	2.1	0.6	-3.8	-12.2
Processed materials less energy.....	ID6	9118	81.243	3.4	-0.6	-0.8	-0.7	-0.1	-0.6
Processed materials less foods and energy.....	ID6	9115	73.343	2.6	-0.7	-0.9	-0.8	-0.2	-0.6
Intermediate distributive services ⁷	ID6	9116	34.657	7.2	-0.9	-0.5	0.1	0.4	0.2
Processed goods plus intermediate distributive services.....	ID6	9117	-	5.4	-1.5	-0.3	-0.3	-0.6	-2.2
Unprocessed materials less agricultural products.....	ID6	9211	62.340	10.8	8.1	-5.8	-15.0	-6.0	7.7
Unprocessed energy materials ⁸	ID6	9212	42.130	20.0	10.9	-6.6	-18.3	-8.0	9.6
Unprocessed materials less energy.....	ID6	9213	57.870	6.4	-2.5	-2.0	-1.4	0.6	0.3
Unprocessed nonfood materials less energy ⁹	ID6	9216	25.267	-5.7	-0.9	-1.3	-4.6	-0.4	1.4
Intermediate Demand by Production Flow									
Stage 4 Intermediate Demand									
Stage 4 intermediate demand.....	ID5	4	100.000	6.0	0.2	0.2	-0.1	0.3	-0.4
Inputs to stage 4 goods producers.....	ID5	41	32.865	6.0	-0.5	0.1	-0.2	0.3	-0.1
Goods.....	ID5	411	23.183	5.4	-0.1	-0.1	-0.3	-0.1	-0.4

See footnotes at end of table.

Table 4. Producer price index percentage changes and weights for Final Demand-Intermediate Demand groupings, not seasonally adjusted — Continued
 [December 2022]

Title	Commodity code		Relative Importance Dec. 2021 ¹	Unadjusted 12-month percent change ² Dec. 2021 to Dec. 2022 ^P	Unadjusted 1-month percent change ²				
	Group code	Item code			July to Aug.	Aug. to Sept. ^P	Sept. to Oct. ^P	Oct. to Nov. ^P	Nov. to Dec. ^P
Foods.....	ID5	4111	3.188	10.7	-0.8	1.0	0.0	0.5	-1.8
Energy.....	ID5	4112	0.189	10.5	-4.6	-0.7	1.9	-1.6	-5.2
Goods excluding foods and energy.....	ID5	4113	19.806	4.5	0.1	-0.3	-0.4	-0.1	0.0
Services.....	ID5	412	9.682	7.3	-1.5	0.5	0.1	1.2	0.4
Trade services.....	ID5	4123	7.732	7.7	-1.8	0.6	0.1	1.5	0.5
Transportation and warehousing services.....	ID5	4122	0.475	8.4	-1.2	-0.6	0.4	-0.5	-0.1
Transportation of passengers.....	ID5	41221	0.066	17.3	-1.7	-2.7	6.2	-5.5	3.2
Transportation and warehousing of goods.....	ID5	41222	0.409	7.0	-1.1	-0.2	-0.6	0.4	-0.6
Services less trade, transportation, and warehousing.....	ID5	4121	1.475	4.8	0.3	0.0	0.2	0.1	-0.1
Inputs to stage 4 services producers.....	ID5	42	52.483	5.9	1.0	0.5	-0.2	0.5	-0.2
Goods.....	ID5	421	13.894	7.8	-0.1	0.1	-1.1	-1.0	-1.3
Foods.....	ID5	4211	2.353	4.8	-0.3	-1.8	-1.4	0.4	-1.7
Energy.....	ID5	4212	3.737	10.6	-0.9	1.3	-3.0	-4.2	-3.6
Goods excluding foods and energy.....	ID5	4213	7.804	7.3	0.5	0.1	0.1	0.3	0.0
Services.....	ID5	422	38.503	5.2	1.4	0.6	0.2	1.1	0.2
Trade services.....	ID5	4223	4.524	10.7	-0.3	0.6	0.1	1.3	0.2
Transportation and warehousing services.....	ID5	4222	3.277	5.2	-1.3	-0.5	1.0	-1.4	0.1
Transportation of passengers.....	ID5	42221	0.421	17.2	-1.7	-2.7	6.1	-5.5	3.2
Transportation and warehousing of goods.....	ID5	42222	2.856	3.5	-1.2	-0.1	0.2	-0.7	-0.4
Services less trade, transportation, and warehousing.....	ID5	4221	30.702	4.3	2.0	0.7	0.1	1.4	0.2
Construction.....	ID5	423	0.086	7.7	0.1	0.3	0.6	0.0	0.1
Inputs to stage 4 construction producers.....	ID5	43	14.650	6.8	-1.1	-0.6	0.1	-0.4	-1.7
Goods.....	ID5	431	10.502	7.1	-0.9	-0.6	0.1	-0.8	-2.2
Energy.....	ID5	4312	0.844	0.9	-12.6	-1.8	4.6	-6.2	-21.3
Goods excluding foods and energy.....	ID5	4313	9.658	7.7	0.5	-0.5	-0.3	-0.2	-0.3
Services.....	ID5	432	4.148	6.0	-1.5	-0.6	0.0	0.6	-0.3
Trade services.....	ID5	4323	2.051	5.6	-3.0	-1.1	0.0	0.9	-0.1
Transportation and warehousing services.....	ID5	4322	0.612	8.1	-1.8	-0.5	-0.5	0.5	-1.2
Transportation of passengers.....	ID5	43221	0.013	17.3	-1.7	-2.7	6.2	-5.5	3.2
Transportation and warehousing of goods.....	ID5	43222	0.599	7.9	-1.8	-0.4	-0.7	0.6	-1.3
Services less trade, transportation, and warehousing.....	ID5	4321	1.485	5.6	0.7	0.0	0.2	0.3	-0.1
Stage 3 Intermediate Demand									
Stage 3 intermediate demand.....	ID5	3	100.000	4.9	-1.9	-0.6	0.1	-0.4	-2.3
Inputs to stage 3 goods producers.....	ID5	31	49.802	2.7	-2.6	-1.9	-0.8	-0.4	-1.6
Goods.....	ID5	311	40.208	1.6	-2.9	-2.2	-1.0	-0.7	-1.9
Foods.....	ID5	3111	11.423	15.2	-4.4	-3.1	0.7	0.5	-0.7
Energy.....	ID5	3112	1.551	0.2	-5.3	-2.1	-0.4	-4.1	-20.6
Goods excluding foods and energy.....	ID5	3113	27.234	-4.0	-2.0	-1.8	-1.9	-1.1	-1.1
Services.....	ID5	312	9.594	7.1	-1.2	-0.3	0.0	0.7	-0.2
Trade services.....	ID5	3123	5.774	6.1	-1.4	-0.4	-0.1	0.9	0.2
Transportation and warehousing services.....	ID5	3122	2.538	9.8	-1.4	-0.3	-0.2	0.4	-0.8
Transportation of passengers.....	ID5	31221	0.120	17.3	-1.7	-2.7	6.2	-5.5	3.2
Transportation and warehousing of goods.....	ID5	31222	2.418	9.5	-1.4	-0.2	-0.5	0.8	-1.0
Services less trade, transportation, and warehousing.....	ID5	3121	1.282	6.2	0.4	0.0	0.4	0.1	-0.3
Inputs to stage 3 services producers.....	ID5	32	48.823	7.2	-1.3	0.6	1.0	-0.3	-3.2
Goods.....	ID5	321	10.251	14.7	-6.4	2.8	2.8	-2.4	-13.2
Foods.....	ID5	3211	0.088	12.1	2.9	1.4	-1.2	1.0	-0.5
Energy.....	ID5	3212	6.099	19.4	-9.4	4.3	4.2	-3.7	-19.6
Goods excluding foods and energy.....	ID5	3213	4.064	7.8	-0.2	-0.1	0.0	0.3	-0.2
Services.....	ID5	322	37.657	5.2	0.5	-0.1	0.5	0.4	0.2
Trade services.....	ID5	3223	2.600	14.8	-0.3	0.6	-0.6	1.0	0.2
Transportation and warehousing services.....	ID5	3222	8.909	-0.3	0.1	-2.1	1.1	-2.3	-0.1
Transportation of passengers.....	ID5	32221	0.022	2.7	-0.1	-0.1	0.2	-0.2	0.1
Transportation and warehousing of goods.....	ID5	32222	8.887	-0.3	0.1	-2.2	1.1	-2.3	-0.1
Services less trade, transportation, and warehousing.....	ID5	3221	26.148	6.1	0.7	0.6	0.4	1.2	0.3
Construction.....	ID5	323	0.915	7.7	0.1	0.3	0.6	0.0	0.1
Inputs to stage 3 construction producers.....	ID5	33	1.376	6.2	-1.9	-1.5	0.2	0.1	-0.1
Goods.....	ID5	331	0.574	5.2	0.3	-0.8	-0.6	-0.9	-0.4
Goods excluding foods and energy.....	ID5	3313	0.574	5.2	0.3	-0.8	-0.6	-0.9	-0.4
Services.....	ID5	332	0.802	6.8	-3.4	-2.0	0.7	0.9	0.1
Trade services.....	ID5	3323	0.760	6.8	-3.6	-2.1	0.8	0.9	0.2
Transportation and warehousing services.....	ID5	3322	0.015	11.3	0.0	0.3	-0.6	0.6	0.1
Transportation and warehousing of goods.....	ID5	33222	0.015	11.3	0.0	0.3	-0.6	0.6	0.1
Services less trade, transportation, and warehousing.....	ID5	3321	0.027	6.1	1.1	0.0	0.3	0.0	-0.4
Stage 2 Intermediate Demand									

See footnotes at end of table.

Table 4. Producer price index percentage changes and weights for Final Demand-Intermediate Demand groupings, not seasonally adjusted — Continued
 [December 2022]

Title	Commodity code		Relative Importance Dec. 2021 ¹	Unadjusted 12-month percent change ² Dec. 2021 to Dec. 2022 ^P	Unadjusted 1-month percent change ²				
	Group code	Item code			July to Aug.	Aug. to Sept. ^P	Sept. to Oct. ^P	Oct. to Nov. ^P	Nov. to Dec. ^P
Stage 2 intermediate demand.....	ID5	2	100.000	8.7	3.0	-2.0	-4.8	-1.2	2.0
Inputs to stage 2 goods producers.....	ID5	21	55.017	9.5	4.2	-3.7	-8.8	-2.6	3.4
Goods.....	ID5	211	42.903	9.6	5.0	-4.6	-11.0	-3.5	4.2
Foods.....	ID5	2111	3.172	14.8	0.3	0.1	-4.4	2.2	-0.1
Energy.....	ID5	2112	20.215	18.3	10.3	-6.9	-18.1	-7.4	8.6
Goods excluding foods and energy.....	ID5	2113	19.516	-0.3	-1.4	-1.8	-1.6	0.1	0.0
Services.....	ID5	212	11.646	10.1	0.9	0.2	0.3	0.8	0.4
Trade services.....	ID5	2123	5.347	10.5	0.8	-0.7	0.4	0.8	0.8
Transportation and warehousing services.....	ID5	2122	3.332	8.1	0.0	0.9	0.3	-0.3	-0.3
Transportation of passengers.....	ID5	21221	0.156	16.3	-1.6	-2.6	5.8	-5.2	3.0
Transportation and warehousing of goods.....	ID5	21222	3.176	7.7	0.1	1.1	-0.1	0.0	-0.5
Services less trade, transportation, and warehousing.....	ID5	2121	2.967	11.2	1.9	1.2	0.3	1.9	0.4
Construction.....	ID5	213	0.468	7.7	0.1	0.3	0.6	0.0	0.1
Inputs to stage 2 services producers.....	ID5	22	44.982	7.5	1.3	0.3	0.7	0.6	0.5
Goods.....	ID5	221	5.753	5.9	-0.5	-0.3	-0.2	-0.4	-1.3
Foods.....	ID5	2211	0.032	6.9	0.2	-0.5	-3.0	-0.5	-0.6
Energy.....	ID5	2212	0.393	2.7	-6.0	2.6	1.7	-4.6	-13.0
Goods excluding foods and energy.....	ID5	2213	5.328	6.2	0.0	-0.5	-0.3	0.0	-0.3
Services.....	ID5	222	37.664	7.8	1.6	0.4	0.8	0.8	0.7
Trade services.....	ID5	2223	2.497	18.3	3.4	-2.5	-0.7	1.9	6.5
Transportation and warehousing services.....	ID5	2222	3.167	-8.5	1.3	-5.8	3.5	-7.1	1.0
Transportation of passengers.....	ID5	22221	0.356	17.2	-1.7	-2.7	6.1	-5.4	3.2
Transportation and warehousing of goods.....	ID5	22222	2.811	-11.7	1.8	-6.3	3.1	-7.4	0.6
Services less trade, transportation, and warehousing.....	ID5	2221	32.000	8.6	1.5	1.2	0.7	1.5	0.3
Construction.....	ID5	223	1.565	7.7	0.1	0.3	0.6	0.0	0.1
Stage 1 Intermediate Demand									
Stage 1 intermediate demand.....	ID5	1	100.000	5.5	-0.9	0.1	0.1	-0.2	-1.8
Inputs to stage 1 goods producers.....	ID5	11	35.307	0.7	-1.5	-0.8	-1.3	-0.4	-1.4
Goods.....	ID5	111	25.965	-0.9	-2.0	-0.9	-1.8	-0.9	-1.9
Foods.....	ID5	1111	3.181	9.3	-0.5	2.6	-2.9	-0.2	-2.0
Energy.....	ID5	1112	3.712	6.7	-2.2	2.0	-1.2	-3.0	-5.8
Goods excluding foods and energy.....	ID5	1113	19.072	-4.0	-2.2	-2.2	-1.7	-0.6	-0.9
Services.....	ID5	112	9.341	5.1	-0.3	-0.5	-0.2	0.9	0.0
Trade services.....	ID5	1123	6.053	5.0	-0.9	-1.1	-0.3	1.4	0.0
Transportation and warehousing services.....	ID5	1122	0.488	16.5	0.3	0.4	0.2	-0.5	0.5
Transportation of passengers.....	ID5	11221	0.084	17.3	-1.7	-2.7	6.2	-5.5	3.2
Transportation and warehousing of goods.....	ID5	11222	0.404	16.2	0.6	0.9	-0.6	0.3	0.1
Services less trade, transportation, and warehousing.....	ID5	1121	2.800	2.8	1.0	0.5	0.1	0.3	-0.2
Construction.....	ID5	113	0.001	7.7	0.1	0.3	0.6	0.0	0.1
Inputs to stage 1 services producers.....	ID5	12	51.790	7.9	-0.3	0.6	0.9	0.0	-2.0
Goods.....	ID5	121	17.196	11.7	-2.3	1.6	1.1	-1.4	-5.5
Foods.....	ID5	1211	0.051	118.6	-3.4	-5.7	20.8	-1.1	8.3
Energy.....	ID5	1212	5.758	13.7	-6.8	4.1	2.6	-3.8	-15.2
Goods excluding foods and energy.....	ID5	1213	11.387	10.2	0.6	0.1	0.1	0.2	0.3
Services.....	ID5	122	34.589	5.9	0.8	0.1	0.8	0.7	0.0
Trade services.....	ID5	1223	3.797	13.0	-0.7	0.5	-0.7	1.6	0.9
Transportation and warehousing services.....	ID5	1222	3.611	9.9	-1.2	-1.1	2.0	-1.7	0.5
Transportation of passengers.....	ID5	12221	1.098	17.3	-1.7	-2.7	6.2	-5.5	3.2
Transportation and warehousing of goods.....	ID5	12222	2.513	6.6	-0.9	-0.3	0.1	0.1	-0.8
Services less trade, transportation, and warehousing.....	ID5	1221	27.181	4.4	1.3	0.2	0.8	0.9	-0.3
Construction.....	ID5	123	0.005	7.7	0.1	0.3	0.6	0.0	0.1
Inputs to stage 1 construction producers.....	ID5	13	12.903	9.3	-1.7	0.1	0.7	-0.1	-2.4
Goods.....	ID5	131	8.482	10.6	-1.0	0.9	0.8	-0.6	-3.4
Energy.....	ID5	1312	0.827	20.4	-10.5	7.7	8.4	-3.3	-24.5
Goods excluding foods and energy.....	ID5	1313	7.655	9.5	0.5	-0.1	-0.3	-0.2	-0.1
Services.....	ID5	132	4.421	7.0	-3.2	-1.6	0.4	0.8	-0.1
Trade services.....	ID5	1323	3.756	6.6	-3.4	-1.8	0.6	0.8	0.1
Transportation and warehousing services.....	ID5	1322	0.609	8.7	-2.0	-0.5	-0.6	0.7	-1.6
Transportation and warehousing of goods.....	ID5	13222	0.609	8.7	-2.0	-0.5	-0.6	0.7	-1.6
Services less trade, transportation, and warehousing.....	ID5	1321	0.056	8.9	2.6	0.3	0.4	0.1	0.1
Special Groupings of Intermediate Demand by Production Flow									
Total goods inputs to stage 4 intermediate demand.....	ID5	9411	47.579	6.5	-0.3	-0.1	-0.5	-0.5	-1.0
Total services inputs to stage 4 intermediate demand.....	ID5	9412	52.333	5.6	0.6	0.5	0.2	1.1	0.2
Total construction inputs to stage 4 intermediate demand.....	ID5	9413	0.086	7.7	0.1	0.3	0.6	0.0	0.1
Total foods inputs to stage 4 intermediate demand.....	ID5	9414	5.541	8.2	-0.6	-0.2	-0.6	0.4	-1.8

See footnotes at end of table.

Table 4. Producer price index percentage changes and weights for Final Demand-Intermediate Demand groupings, not seasonally adjusted — Continued
[December 2022]

Title	Commodity code		Relative Importance Dec. 2021 ¹	Unadjusted 12-month percent change ² Dec. 2021 to Dec. 2022 ^p	Unadjusted 1-month percent change ²				
	Group code	Item code			July to Aug.	Aug. to Sept. ^p	Sept. to Oct. ^p	Oct. to Nov. ^p	Nov. to Dec. ^p
Total energy goods inputs to stage 4 intermediate demand.....	ID5	9415	4.770	8.9	-3.5	0.6	-1.4	-4.5	-7.1
Total goods less foods and energy inputs to stage 4 intermediate demand.	ID5	9416	37.268	5.9	0.3	-0.3	-0.3	-0.1	-0.1
Total goods inputs to stage 3 intermediate demand.....	ID5	9311	51.033	4.3	-3.7	-1.0	-0.1	-1.1	-4.7
Total services inputs to stage 3 intermediate demand.....	ID5	9312	48.053	5.6	0.1	-0.2	0.4	0.5	0.1
Total construction inputs to stage 3 intermediate demand.....	ID5	9313	0.915	7.7	0.1	0.3	0.6	0.0	0.1
Total foods inputs to stage 3 intermediate demand.....	ID5	9314	11.511	15.2	-4.3	-3.1	0.7	0.5	-0.7
Total energy goods inputs to stage 3 intermediate demand.....	ID5	9315	7.650	15.5	-8.6	3.0	3.3	-3.7	-19.8
Total goods less foods and energy inputs to stage 3 intermediate demand.	ID5	9316	31.872	-2.4	-1.7	-1.5	-1.6	-0.9	-1.0
Total goods inputs to stage 2 intermediate demand.....	ID5	9211	48.656	9.2	4.5	-4.2	-9.9	-3.2	3.6
Total services inputs to stage 2 intermediate demand.....	ID5	9212	49.310	8.3	1.5	0.3	0.7	0.8	0.7
Total construction inputs to stage 2 intermediate demand.....	ID5	9213	2.033	7.7	0.1	0.3	0.6	0.0	0.1
Total foods inputs to stage 2 intermediate demand.....	ID5	9214	3.204	14.8	0.3	0.1	-4.4	2.2	-0.1
Total energy goods inputs to stage 2 intermediate demand.....	ID5	9215	20.608	18.0	10.0	-6.7	-17.8	-7.3	8.2
Total goods less foods and energy inputs to stage 2 intermediate demand.	ID5	9216	24.844	1.1	-1.1	-1.5	-1.3	0.1	-0.1
Total goods inputs to stage 1 intermediate demand.....	ID5	9111	51.643	5.0	-1.9	0.2	-0.3	-1.0	-3.4
Total services inputs to stage 1 intermediate demand.....	ID5	9112	48.351	5.9	0.2	-0.2	0.5	0.8	-0.1
Total construction inputs to stage 1 intermediate demand.....	ID5	9117	0.006	7.7	0.1	0.3	0.6	0.0	0.1
Total foods inputs to stage 1 intermediate demand.....	ID5	9114	3.232	10.9	-0.5	2.4	-2.4	-0.2	-1.7
Total energy goods inputs to stage 1 intermediate demand.....	ID5	9115	10.297	11.7	-5.7	3.7	1.9	-3.5	-13.2
Total goods less foods and energy inputs to stage 1 intermediate demand.	ID5	9116	38.114	2.9	-0.8	-1.0	-0.8	-0.3	-0.4

¹ Comprehensive relative importance figures are initially computed after the publication of December indexes and are recalculated after final December indexes are available. Individual items and subtotals may not add exactly to totals because of rounding differences.

² All indexes are subject to revision for 4 months after their originally scheduled publication to incorporate late reports and corrections by survey respondents. In addition, seasonally adjusted indexes are subject to change for up to 5 years due to the recalculation of seasonal factors published each January.

³ PPI defines Total finished as including only the personal consumption and private capital investment portions of final demand.

⁴ Trade indexes measure changes in margins received by wholesalers and retailers.

⁵ The PPI definition of foods does not include food and beverages for immediate consumption. PPI defines food and beverages for immediate consumption as the service of preparing meals, snacks, and beverages to customer order for immediate on-premises and off-premises consumption.

⁶ Distributive services include transportation, warehousing, and trade of goods.

⁷ Includes intermediate trade, transportation, and warehousing services.

⁸ Includes crude petroleum.

⁹ Excludes crude petroleum.

^p Preliminary

"/" Data not available.

Table 5. Producer price indexes for Final Demand-Intermediate Demand groupings, not seasonally adjusted
 [December 2022, Index base Nov. 2009=100, unless otherwise indicated]

Title	Other index base	Commodity code		Unadjusted index ¹				
		Group code	Item code	Aug. 2022	Sept. 2022 ^p	Oct. 2022 ^p	Nov. 2022 ^p	Dec. 2022 ^p
Final Demand								
Final demand.....		FD	4	139.965	140.085	140.749	140.721	139.544
Final demand goods.....		FD	41	144.062	143.975	144.554	144.510	141.468
Final demand foods.....		FD	411	150.699	151.948	152.552	157.619	155.929
Finished consumer foods ²	00/82	FD	4111	263.021	265.596	268.054	277.777	274.836
Finished consumer foods, crude.....	00/82	FD	411113	279.282	305.147	348.691	427.225	421.924
Finished consumer foods, processed.....	00/82	FD	41112	261.849	261.928	259.977	262.327	259.634
Government purchased foods.....		FD	4112	153.656	153.267	152.605	153.979	153.210
Foods for export.....		FD	4113	160.216	161.150	158.264	162.822	160.558
Final demand energy.....		FD	412	158.017	156.807	158.815	152.864	137.225
Finished consumer energy goods ²	00/82	FD	4121	240.845	236.783	239.913	230.446	209.890
Government purchased energy.....		FD	4122	181.421	186.903	190.723	184.325	156.654
Energy for export.....		FD	4123	170.604	172.581	171.171	166.936	144.278
Final demand goods less foods and energy.....		FD	413	138.172	138.067	138.225	138.578	138.849
Finished goods less foods and energy ²	00/82	FD	4131	239.266	239.826	240.996	242.032	242.771
Finished consumer goods less foods and energy.....	00/82	FD	41311	266.547	267.061	268.023	269.448	270.102
Nondurable consumer goods less foods and energy.....	00/82	FD	413111	343.056	343.888	344.741	347.246	347.681
Durable consumer goods.....	00/82	FD	413112	187.508	187.710	188.747	189.121	189.963
Private capital equipment.....	00/82	FD	41312	204.855	205.428	206.730	207.380	208.159
Private capital equipment for manufacturing industries.....	00/82	FD	413121	218.217	218.999	219.822	220.789	221.649
Private capital equipment for nonmanufacturing industries.....	00/82	FD	413122	200.852	201.368	202.798	203.361	204.117
Government purchased goods, excluding foods and energy.....		FD	4132	135.612	135.392	135.374	135.605	135.619
Government purchased goods excluding foods, energy, and capital equipment.....		FD	41321	145.938	145.636	145.475	145.722	145.512
Government purchased capital equipment.....		FD	41322	120.705	120.591	120.753	120.961	121.255
Goods for export, excluding foods and energy.....		FD	4133	137.836	137.023	136.335	136.300	136.383
Final demand services.....		FD	42	136.921	137.139	137.753	137.729	137.473
Final demand trade services ³		FD	423	151.214	151.314	152.226	151.770	151.175
Trade of finished goods ²		FD	4231	150.255	150.213	151.344	150.411	149.772
Trade of personal consumption goods.....		FD	42311	150.040	149.751	151.469	149.879	149.433
Trade of private capital equipment.....		FD	42312	149.526	150.569	149.117	151.072	149.592
Trade of government purchased goods.....		FD	4232	157.254	158.529	157.942	160.358	159.962
Trade of government purchased goods, excluding capital equipment.....		FD	42321	162.376	163.276	162.887	164.941	164.995
Trade of government purchased capital equipment.....		FD	42322	148.021	149.855	148.971	151.916	150.841
Trade of exports.....		FD	4233	158.078	158.995	158.526	161.219	160.938
Final demand transportation and warehousing services.....		FD	422	157.092	155.600	157.452	155.893	155.639
Transportation of passengers for final demand.....		FD	4221	134.606	130.971	138.979	131.420	135.607
Transportation of private passengers.....		FD	42211	134.610	130.985	138.972	131.432	135.608
Transportation of government passengers.....		FD	42212	134.399	130.814	138.712	131.256	135.386
Transportation of passengers for export.....		FD	42213	134.599	130.923	139.021	131.377	135.611
Transportation and warehousing of goods for final demand.....		FD	4222	165.085	164.546	163.686	164.768	162.576
Transportation and warehousing of finished goods ²		FD	42221	164.256	163.630	162.767	163.865	161.644
Transportation and warehousing of personal consumption goods.....		FD	422211	164.351	163.750	162.921	164.004	161.800
Transportation and warehousing of private capital equipment.....		FD	422212	163.880	163.154	162.155	163.316	161.025
Transportation and warehousing of government purchased goods.....		FD	42222	160.730	160.725	159.995	160.890	159.097
Transportation and warehousing of exports.....		FD	42223	169.148	168.693	167.803	168.896	166.668
Final demand services less trade, transportation, and warehousing.....		FD	421	128.449	128.890	129.246	129.572	129.470
Finished services less trade, transportation, and warehousing ²		FD	4211	129.026	129.431	129.815	130.032	129.894
Finished consumer services less trade, transportation, and warehousing.....		FD	42111	128.243	128.567	129.024	129.292	129.131
Private capital investment services less trade, transportation, and warehousing.....		FD	42112	136.277	137.398	137.144	136.913	136.973
Government purchased services less trade, transportation, and warehousing.....		FD	4212	119.966	120.401	120.595	120.719	120.829
Gov. purchased services less trade, transportation, and warehousing, excl. capital investment.....		FD	42121	120.447	120.872	121.104	121.274	121.374
Government purchased capital investment services less trade, transportation, and warehousing.....		FD	42122	107.742	108.355	107.786	106.965	107.279
Services for export less trade, transportation, and warehousing.....		FD	4213	130.588	131.553	131.677	133.809	134.020
Final demand construction.....		FD	43	168.309	168.667	173.191	173.321	173.392
Construction for private capital investment.....		FD	431	172.298	172.612	177.324	177.506	177.629
Construction for government.....		FD	432	160.853	161.292	165.471	165.506	165.484
Final Demand Special Groupings								
Final demand less exports.....	04/10	FD	49101	137.379	137.531	138.366	138.209	136.992
Final demand less government.....	04/10	FD	49102	137.876	137.941	138.587	138.585	137.574
Final demand less foods, food and nonalcoholic beverages for immediate consumption, and energy ¹	04/10	FD	49103	136.668	136.773	137.386	137.464	137.339
Final demand less foods and energy ⁴	04/10	FD	49104	136.366	136.507	137.073	137.143	137.022
Final demand less foods and food and nonalcoholic beverages for immediate consumption ⁴	04/10	FD	49105	137.706	137.721	138.428	138.092	136.905

See footnotes at end of table.

Table 5. Producer price indexes for Final Demand-Intermediate Demand groupings, not seasonally adjusted — Continued

[December 2022, Index base Nov. 2009=100, unless otherwise indicated]

Title	Other index base	Commodity code		Unadjusted index ¹				
		Group code	Item code	Aug. 2022	Sept. 2022 ^P	Oct. 2022 ^P	Nov. 2022 ^P	Dec. 2022 ^P
Final demand less foods ⁴	04/10	FD	49106	137.304	137.357	138.015	137.693	136.564
Final demand less energy.....	04/10	FD	49107	136.922	137.126	137.694	138.053	137.841
Final demand less trade services.....	01/10	FD	49108	135.782	135.903	136.502	136.574	135.268
Final demand less distributive services ⁵	01/10	FD	49109	134.701	134.847	135.499	135.534	134.261
Final demand goods less energy.....	01/10	FD	49111	139.495	139.665	139.911	141.216	141.088
Final demand goods less foods.....	04/10	FD	49112	139.445	139.099	139.661	138.620	135.387
Final demand services less trade services.....	04/10	FD	49113	129.993	130.257	130.744	130.899	130.785
Final demand distributive services ⁵	04/10	FD	49114	150.220	150.236	150.905	150.654	149.866
Final demand goods plus final demand distributive services ⁵	04/10	FD	49115	144.582	144.538	145.145	145.019	142.914
Final demand less foods, energy, and trade services ⁴	08/13	FD	49116	124.909	125.052	125.497	125.700	125.709
Private and government purchased capital equipment.....	08/13	FD	49117	123.767	124.050	124.752	125.120	125.568
Private and government purchased capital investment services.....	08/13	FD	49118	131.750	132.685	131.941	132.710	132.046
Total private and government purchased capital investment.....	08/13	FD	49119	131.096	131.697	132.049	132.586	132.465
Total finished ²	01/10	FD	49201	138.138	138.233	139.080	138.942	137.887
Total finished less foods, food and nonalcoholic beverages for immediate consumption, and energy ^{2, 4}	12/10	FD	49202	135.902	136.115	136.856	136.785	136.633
Total finished less foods and energy ^{2, 4}	01/10	FD	49203	136.733	136.936	137.670	137.605	137.446
Total finished less foods and food and nonalcoholic beverages for immediate consumption ^{2, 4}	12/10	FD	49204	136.279	136.304	137.123	136.655	135.641
Total finished less foods ^{2, 4}	01/10	FD	49205	137.644	137.660	138.477	138.015	136.994
Total finished less energy ²	01/10	FD	49206	137.321	137.596	138.368	138.626	138.380
Finished goods ²	00/82	FD	49207	253.744	253.522	255.506	255.578	250.062
Finished goods less energy ²	00/82	FD	49208	244.946	246.020	247.518	250.775	250.571
Finished goods, excluding foods ^{2, 4}	00/82	FD	49209	250.406	249.492	251.350	249.027	242.894
Finished services ²	01/10	FD	49210	135.597	135.772	136.447	136.235	135.944
Private capital investment services.....	04/10	FD	49211	141.920	142.900	142.100	142.875	142.156
Finished distributive services ^{2, 5}	04/10	FD	49212	148.791	148.691	149.601	148.889	148.103
Finished services less trade services ²	04/10	FD	49213	129.920	130.187	130.672	130.763	130.618
Finished services less distributive services ^{2, 5}	04/10	FD	49214	128.306	128.618	129.171	129.211	129.171
Total private capital investment (goods, services, and construction).....	04/10	FD	49215	139.031	139.704	139.976	140.557	140.409
Finished goods plus finished distributive services ²	04/10	FD	49216	145.019	144.907	145.923	145.613	143.600
Total exports.....	04/10	FD	49301	139.866	139.765	139.298	140.063	139.276
Goods for export.....	00/82	FD	49302	238.490	237.654	236.062	236.431	234.261
Services for export.....	04/10	FD	49303	145.273	145.756	145.974	147.597	147.512
Total government purchases.....	04/10	FD	49401	136.761	137.489	138.236	137.889	135.017
Government purchased goods.....	00/82	FD	49402	241.907	243.693	245.013	243.064	232.389
Government purchased services.....	04/10	FD	49403	128.735	129.193	129.406	129.787	129.819
Total government purchased capital investment (goods, services, construction).....	08/13	FD	49404	128.130	128.469	129.504	129.954	129.971
Government purchases, defense.....	05/15	FD	49405	124.106	124.659	125.267	124.986	121.727
Government purchases, non-defense.....	05/15	FD	49406	131.076	131.850	132.624	132.237	129.650
Personal consumption.....	01/10	FD	49501	137.839	137.805	138.780	138.482	137.225
Personal consumption goods (finished consumer goods).....	00/82	FD	49502	274.729	274.142	276.430	276.232	267.835
Personal consumption goods less energy.....	00/82	FD	49503	265.731	267.115	268.710	273.635	272.776
Personal consumption goods less foods.....	00/82	FD	49504	277.417	275.548	277.750	273.520	262.966
Personal consumption nondurable goods less foods.....	00/82	FD	49508	316.346	313.609	316.305	310.146	294.812
Personal consumption services.....	04/10	FD	49505	134.106	134.161	135.051	134.694	134.468
Personal consumption less trade services.....	04/10	FD	49506	134.220	134.254	135.028	135.075	133.605
Personal consumption less distributive services ⁵	04/10	FD	49507	133.378	133.432	134.256	134.270	132.823
Personal consumption less foods and energy.....	04/14	FD	49510	125.555	125.630	126.417	126.203	126.053
Personal consumption less foods, energy, and trade services ³	04/14	FD	49511	121.629	121.816	122.344	122.539	122.475
Personal consumption less foods, energy, and distributive services ⁵	04/14	FD	49512	120.884	121.099	121.678	121.844	121.854
Personal consumption goods plus personal consumption distributive services ⁵	08/13	FD	49509	134.260	133.974	135.181	134.548	132.218
Intermediate Demand by Commodity Type								
Processed goods								
Processed goods for intermediate demand.....	00/82	ID6	1	271.823	271.255	270.038	267.488	259.083
Materials and components for manufacturing.....	00/82	ID6	11	245.160	241.775	239.097	238.425	236.133
Materials for manufacturing.....		ID6	111	158.345	154.880	152.230	151.473	149.158
Materials for food manufacturing.....	00/82	ID6	1111	261.616	259.407	259.654	261.144	258.874
Materials for nondurable manufacturing.....	00/82	ID6	1112	292.804	288.710	285.353	283.726	277.579
Materials for durable manufacturing.....	00/82	ID6	1113	306.799	295.928	287.043	284.668	281.666
Components for manufacturing.....	00/82	ID6	112	184.272	184.523	184.524	184.727	184.830
Components for nondurable manufacturing.....		ID6	1121	148.913	148.402	148.056	148.206	148.285
Components for durable manufacturing.....		ID6	1122	129.789	130.000	130.017	130.161	130.234
Materials and components for construction.....	00/82	ID6	12	353.142	351.515	350.006	348.743	347.616
Materials for construction.....		ID6	121	169.213	168.026	167.087	166.409	165.531
Components for construction.....		ID6	122	178.544	178.039	177.443	176.861	176.554
Processed fuels and lubricants for intermediate demand.....	00/82	ID6	13	290.065	296.120	297.886	286.573	251.502
Processed fuels and lubricants to manufacturing industries.....	00/82	ID6	131	297.284	300.687	296.113	284.613	260.486

See footnotes at end of table.

Table 5. Producer price indexes for Final Demand-Intermediate Demand groupings, not seasonally adjusted — Continued

[December 2022, Index base Nov. 2009=100, unless otherwise indicated]

Title	Other index base	Commodity code		Unadjusted index ¹				
		Group code	Item code	Aug. 2022	Sept. 2022 ^P	Oct. 2022 ^P	Nov. 2022 ^P	Dec. 2022 ^P
Processed fuels and lubricants to nonmanufacturing industries.....	00/82	ID6	132	288.212	295.147	298.994	287.722	249.002
Containers for intermediate demand.....	00/82	ID6	14	313.346	314.278	314.211	314.815	315.120
Supplies for intermediate demand.....	00/82	ID6	15	253.441	253.081	252.330	252.931	252.557
Supplies to manufacturing industries.....	00/82	ID6	151	249.059	249.254	247.924	248.021	248.481
Supplies to nonmanufacturing industries.....	00/82	ID6	152	252.110	251.666	251.012	251.687	251.186
Supplies to nonmanufacturing industries, feeds.....	00/82	ID6	1521	255.679	256.294	250.831	252.063	250.563
Supplies to nonmanufacturing industries, other than feeds.....	00/82	ID6	1522	253.759	253.205	253.029	253.653	253.249
Unprocessed goods								
Unprocessed goods for intermediate demand.....	00/82	ID6	2	341.149	326.246	294.738	285.074	296.436
Unprocessed foodstuffs and feedstuffs.....	00/82	ID6	21	252.836	246.482	247.543	250.253	249.354
Unprocessed nonfood materials.....	00/82	ID6	22	387.307	367.368	315.880	298.555	317.453
Unprocessed nonfood materials except fuel.....	00/82	ID6	221	372.831	358.687	354.667	349.336	326.218
Unprocessed nonfood materials except fuel to manufacturing industries.....	00/82	ID6	2211	348.197	334.372	330.436	325.238	302.666
Unprocessed nonfood materials except fuel to nonmanufacturing industries.....	00/82	ID6	2212	325.374	325.746	325.985	325.858	325.979
Unprocessed fuel.....	00/82	ID6	222	375.147	349.358	241.086	209.756	281.030
Unprocessed fuel to manufacturing industries.....	00/82	ID6	2221	329.897	322.884	284.743	270.162	281.572
Unprocessed fuel to nonmanufacturing industries.....	00/82	ID6	2222	388.599	360.945	245.368	212.137	289.041
Services								
Services for intermediate demand.....		ID6	3	140.615	140.982	141.519	142.743	143.048
Trade services for intermediate demand ⁵		ID6	33	169.113	168.726	168.700	170.782	171.739
Trade services for manufacturing industries.....	12/12	ID6	331	153.722	153.923	153.857	155.881	156.304
Trade services for nonmanufacturing industries.....	12/12	ID6	332	151.242	150.344	150.363	152.094	153.397
Transportation and warehousing services for intermediate demand.....		ID6	32	158.762	157.011	158.353	156.098	155.743
Transportation of passengers for intermediate demand.....		ID6	321	134.463	130.880	138.773	131.322	135.449
Transportation of passengers for manufacturing industries.....		ID6	3211	134.577	130.904	138.995	131.357	135.588
Transportation of passengers for nonmanufacturing industries.....		ID6	3212	134.510	130.938	138.808	131.378	135.494
Transportation and warehousing of goods for intermediate demand.....		ID6	322	161.402	159.849	160.483	158.790	157.950
Transportation and warehousing of goods for manufacturing industries.....	12/12	ID6	3221	136.352	136.686	135.995	136.739	135.447
Transportation and warehousing of goods for nonmanufacturing industries.....	12/12	ID6	3222	143.509	141.675	142.577	140.473	139.886
Services less trade, transportation, and warehousing for intermediate demand.....		ID6	31	129.686	130.623	131.180	132.759	132.994
Services less trade, transportation, and warehousing for manufacturing industries.....		ID6	311	123.908	123.893	124.281	124.336	124.270
Services less trade, transportation, and warehousing for nonmanufacturing industries.....		ID6	312	129.863	130.833	131.396	133.027	133.273
Construction								
Construction for intermediate demand.....		ID6	4	139.898	140.291	141.130	141.163	141.255
Intermediate Demand by Commodity Type Special Groupings								
Processed materials less foods and feeds.....	00/82	ID6	9111	273.381	272.888	271.684	268.762	259.765
Processed foods and feeds.....	00/82	ID6	9112	256.093	254.728	253.373	254.803	252.729
Processed energy goods.....	00/82	ID6	9113	291.412	297.494	299.269	287.904	252.670
Processed materials less energy.....	00/82	ID6	9118	263.631	261.399	259.446	259.141	257.578
Processed materials less foods and energy.....	00/82	ID6	9115	264.059	261.730	259.710	259.201	257.703
Intermediate distributive services ⁶	04/10	ID6	9116	163.198	162.411	162.616	163.340	163.651
Processed goods plus intermediate distributive services.....	04/10	ID6	9117	151.969	151.534	151.100	150.266	146.974
Unprocessed materials less agricultural products.....	00/82	ID6	9211	397.534	374.354	318.029	298.873	321.922
Unprocessed energy materials ⁷	00/82	ID6	9212	344.351	321.523	262.693	241.591	264.711
Unprocessed materials less energy.....	00/82	ID6	9213	308.072	301.826	297.723	299.374	300.317
Unprocessed nonfood materials less energy ⁸	00/82	ID6	9216	473.916	467.917	446.318	444.621	451.061
Intermediate Demand by Production Flow								
Stage 4 Intermediate Demand								
Stage 4 intermediate demand.....		ID5	4	145.896	146.142	145.948	146.413	145.806
Inputs to stage 4 goods producers.....		ID5	41	145.996	146.093	145.807	146.254	146.045
Goods.....		ID5	411	141.310	141.164	140.694	140.622	140.119
Foods.....		ID5	4111	156.662	158.289	158.277	159.005	156.090
Energy.....		ID5	4112	169.288	168.117	171.367	168.550	159.799
Goods excluding foods and energy.....		ID5	4113	138.803	138.400	137.828	137.659	137.591
Services.....		ID5	412	161.884	162.658	162.874	164.774	165.378
Trade services.....		ID5	4123	172.404	173.506	173.696	176.258	177.112
Transportation and warehousing services.....		ID5	4122	140.612	139.827	140.320	139.645	139.556
Transportation of passengers.....		ID5	41221	134.598	130.923	139.020	131.376	135.610
Transportation and warehousing of goods.....		ID5	41222	151.101	150.830	149.867	150.511	149.571
Services less trade, transportation, and warehousing.....		ID5	4121	125.317	125.292	125.523	125.636	125.480
Inputs to stage 4 services producers.....		ID5	42	140.759	141.398	141.178	141.939	141.624

See footnotes at end of table.

Table 5. Producer price indexes for Final Demand-Intermediate Demand groupings, not seasonally adjusted — Continued

[December 2022, Index base Nov. 2009=100, unless otherwise indicated]

Title	Other index base	Commodity code		Unadjusted index ¹				
		Group code	Item code	Aug. 2022	Sept. 2022 ^P	Oct. 2022 ^P	Nov. 2022 ^P	Dec. 2022 ^P
Goods.....		ID5	421	148.914	149.072	147.457	145.962	144.085
Foods.....		ID5	4211	155.450	152.672	150.538	151.104	148.563
Energy.....		ID5	4212	150.675	152.569	147.953	141.743	136.684
Goods excluding foods and energy.....		ID5	4213	145.520	145.611	145.738	146.140	146.144
Services.....		ID5	422	137.676	138.488	138.769	140.344	140.592
Trade services.....		ID5	4223	157.308	158.210	158.307	160.327	160.719
Transportation and warehousing services.....		ID5	4222	147.590	146.840	148.371	146.363	146.456
Transportation of passengers.....		ID5	42221	134.089	130.455	138.461	130.904	135.089
Transportation and warehousing of goods.....		ID5	42222	150.497	150.276	150.621	149.627	148.967
Services less trade, transportation, and warehousing.....		ID5	4221	133.508	134.462	134.641	136.510	136.753
Construction.....		ID5	423	139.898	140.291	141.130	141.163	141.255
Inputs to stage 4 construction producers.....		ID5	43	164.335	163.363	163.506	162.822	160.076
Goods.....		ID5	431	169.132	168.139	168.348	166.981	163.257
Energy.....		ID5	4312	187.186	183.744	192.208	180.382	142.007
Goods excluding foods and energy.....		ID5	4313	171.306	170.529	169.938	169.559	169.127
Services.....		ID5	432	152.138	151.216	151.203	152.149	151.743
Trade services.....		ID5	4323	170.935	169.043	168.997	170.511	170.326
Transportation and warehousing services.....		ID5	4322	158.958	158.177	157.390	158.173	156.250
Transportation of passengers.....		ID5	43221	140.307	136.485	144.905	136.956	141.359
Transportation and warehousing of goods.....		ID5	43222	160.258	159.555	158.516	159.538	157.435
Services less trade, transportation, and warehousing.....		ID5	4321	127.549	127.603	127.892	128.289	128.186
Stage 3 Intermediate Demand								
Stage 3 intermediate demand.....		ID5	3	152.683	151.733	151.908	151.334	147.790
Inputs to stage 3 goods producers.....		ID5	31	169.064	165.928	164.536	163.802	161.242
Goods.....		ID5	311	167.217	163.514	161.821	160.661	157.595
Foods.....		ID5	3111	189.476	183.548	184.830	185.819	184.517
Energy.....		ID5	3112	191.183	187.199	186.533	178.919	142.000
Goods excluding foods and energy.....		ID5	3113	160.711	157.852	154.822	153.153	151.430
Services.....		ID5	312	164.427	163.878	163.833	164.916	164.647
Trade services.....		ID5	3123	168.946	168.257	168.162	169.648	169.936
Transportation and warehousing services.....		ID5	3122	158.737	158.182	157.883	158.578	157.298
Transportation of passengers.....		ID5	31221	143.309	139.399	148.015	139.881	144.386
Transportation and warehousing of goods.....		ID5	31222	159.369	159.010	158.194	159.401	157.787
Services less trade, transportation, and warehousing.....		ID5	3121	128.818	128.856	129.414	129.578	129.153
Inputs to stage 3 services producers.....		ID5	32	139.299	140.188	141.658	141.196	136.747
Goods.....		ID5	321	145.759	149.790	153.947	150.293	130.485
Foods.....		ID5	3211	160.490	162.761	160.802	162.449	161.651
Energy.....		ID5	3212	158.516	165.257	172.160	165.843	133.332
Goods excluding foods and energy.....		ID5	3213	135.693	135.497	135.459	135.918	135.642
Services.....		ID5	322	136.946	136.859	137.496	138.027	138.302
Trade services.....		ID5	3223	190.217	191.386	190.258	192.185	192.523
Transportation and warehousing services.....		ID5	3222	165.038	161.497	163.273	159.538	159.316
Transportation of passengers.....		ID5	32221	104.357	104.243	104.494	104.257	104.388
Transportation and warehousing of goods.....		ID5	32222	165.556	161.995	163.780	160.025	159.801
Services less trade, transportation, and warehousing.....		ID5	3221	126.592	127.317	127.788	129.338	129.740
Construction.....		ID5	323	139.898	140.291	141.130	141.163	141.255
Inputs to stage 3 construction producers.....		ID5	33	143.757	141.599	141.863	142.042	141.951
Goods.....		ID5	331	139.178	138.097	137.292	136.029	135.545
Goods excluding foods and energy.....		ID5	3313	177.346	175.969	174.943	173.333	172.717
Services.....		ID5	332	168.006	164.604	165.837	167.300	167.538
Trade services.....		ID5	3323	173.089	169.379	170.722	172.294	172.576
Transportation and warehousing services.....		ID5	3322	115.545	115.848	115.118	115.760	115.838
Transportation and warehousing of goods.....		ID5	33222	121.962	122.282	121.511	122.189	122.271
Services less trade, transportation, and warehousing.....		ID5	3321	121.156	121.174	121.563	121.572	121.058
Stage 2								
Stage 2 intermediate demand.....		ID5	2	150.754	147.671	140.609	138.970	141.814
Inputs to stage 2 goods producers.....		ID5	21	156.050	150.301	137.092	133.483	137.986
Goods.....		ID5	211	162.854	155.435	138.411	133.512	139.115
Foods.....		ID5	2111	174.862	175.122	167.468	171.218	171.003
Energy.....		ID5	2112	152.722	142.226	116.412	107.818	117.088
Goods excluding foods and energy.....		ID5	2113	152.352	149.558	147.147	147.296	147.333
Services.....		ID5	212	145.429	145.683	146.171	147.336	147.983
Trade services.....		ID5	2123	165.624	164.397	165.000	166.258	167.658
Transportation and warehousing services.....		ID5	2122	166.320	167.841	168.286	167.707	167.200
Transportation of passengers.....		ID5	21221	135.049	131.576	139.229	132.004	136.006
Transportation and warehousing of goods.....		ID5	21222	168.152	170.077	169.928	169.897	169.021
Services less trade, transportation, and warehousing.....		ID5	2121	125.507	126.986	127.419	129.844	130.341
Construction.....		ID5	213	139.898	140.291	141.130	141.163	141.255

See footnotes at end of table.

Table 5. Producer price indexes for Final Demand-Intermediate Demand groupings, not seasonally adjusted — Continued

[December 2022, Index base Nov. 2009=100, unless otherwise indicated]

Title	Other index base	Commodity code		Unadjusted index ¹				
		Group code	Item code	Aug. 2022	Sept. 2022 ^P	Oct. 2022 ^P	Nov. 2022 ^P	Dec. 2022 ^P
Inputs to stage 2 services producers.....		ID5	22	138.722	139.115	140.067	140.974	141.622
Goods.....		ID5	221	148.436	148.059	147.830	147.255	145.359
Foods.....		ID5	2211	136.418	135.717	131.582	130.935	130.111
Energy.....		ID5	2212	192.005	197.016	200.311	191.031	166.201
Goods excluding foods and energy.....		ID5	2213	146.157	145.447	145.025	144.989	144.502
Services.....		ID5	222	136.951	137.454	138.580	139.736	140.774
Trade services.....		ID5	2223	185.814	181.213	179.894	183.288	195.133
Transportation and warehousing services.....		ID5	2222	168.479	158.638	164.224	152.530	154.013
Transportation of passengers.....		ID5	22221	135.028	131.376	139.421	131.827	136.033
Transportation and warehousing of goods.....		ID5	22222	175.353	164.312	169.455	156.949	157.924
Services less trade, transportation, and warehousing.....		ID5	2221	133.107	134.720	135.661	137.686	138.052
Construction.....		ID5	223	139.898	140.291	141.130	141.163	141.255
Stage 1 Intermediate Demand								
Stage 1 intermediate demand.....		ID5	1	147.742	147.823	147.979	147.709	145.000
Inputs to stage 1 goods producers.....		ID5	11	154.286	153.071	151.032	150.375	148.338
Goods.....		ID5	111	156.198	154.806	152.075	150.647	147.848
Foods.....		ID5	1111	172.527	177.034	171.978	171.708	168.352
Energy.....		ID5	1112	149.380	152.337	150.441	145.941	137.501
Goods excluding foods and energy.....		ID5	1113	159.071	155.612	153.007	152.073	150.632
Services.....		ID5	112	153.031	152.256	152.019	153.407	153.355
Trade services.....		ID5	1123	169.296	167.487	166.958	169.240	169.180
Transportation and warehousing services.....		ID5	1122	158.671	159.380	159.753	158.955	159.724
Transportation of passengers.....		ID5	11221	134.573	130.898	138.994	131.351	135.584
Transportation and warehousing of goods.....		ID5	11222	162.749	164.261	163.216	163.676	163.807
Services less trade, transportation, and warehousing.....		ID5	1121	106.588	107.119	107.219	107.530	107.355
Construction.....		ID5	113	139.898	140.291	141.130	141.163	141.255
Inputs to stage 1 services producers.....		ID5	12	142.473	143.345	144.624	144.578	141.679
Goods.....		ID5	121	152.232	154.621	156.373	154.257	145.706
Foods.....		ID5	1211	187.802	177.136	213.980	211.724	229.370
Energy.....		ID5	1212	181.480	188.864	193.686	186.391	157.989
Goods excluding foods and energy.....		ID5	1213	146.222	146.378	146.553	146.842	147.347
Services.....		ID5	122	137.288	137.400	138.439	139.429	139.362
Trade services.....		ID5	1223	168.532	169.434	168.210	170.821	172.284
Transportation and warehousing services.....		ID5	1222	142.300	140.783	143.651	141.154	141.866
Transportation of passengers.....		ID5	12221	134.492	130.820	138.911	131.273	135.503
Transportation and warehousing of goods.....		ID5	12222	161.665	161.216	161.411	161.580	160.363
Services less trade, transportation, and warehousing.....		ID5	1221	131.896	132.129	133.185	134.436	134.087
Construction.....		ID5	123	139.898	140.291	141.130	141.163	141.255
Inputs to stage 1 construction producers.....		ID5	13	165.478	165.564	166.721	166.486	162.559
Goods.....		ID5	131	166.788	168.258	169.680	168.670	162.862
Energy.....		ID5	1312	178.467	192.281	208.369	201.438	152.072
Goods excluding foods and energy.....		ID5	1313	167.914	167.798	167.333	167.078	166.853
Services.....		ID5	132	162.925	160.282	160.916	162.210	161.994
Trade services.....		ID5	1323	168.572	165.473	166.412	167.792	167.963
Transportation and warehousing services.....		ID5	1322	133.762	133.086	132.262	133.215	131.144
Transportation and warehousing of goods.....		ID5	13222	138.359	137.661	136.808	137.794	135.652
Services less trade, transportation, and warehousing.....		ID5	1321	132.454	132.875	133.446	133.548	133.723
Intermediate Demand by Production Flow Special Groupings								
Total goods inputs to stage 4 intermediate demand.....	04/10	ID5	9411	146.027	145.813	145.145	144.411	142.904
Total services inputs to stage 4 intermediate demand.....	04/10	ID5	9412	142.106	142.775	143.022	144.594	144.849
Total construction inputs to stage 4 intermediate demand.....	04/10	ID5	9413	138.739	139.129	139.960	139.994	140.085
Total foods inputs to stage 4 intermediate demand.....	04/10	ID5	9414	152.675	152.443	151.553	152.197	149.502
Total energy goods inputs to stage 4 intermediate demand.....	04/10	ID5	9415	144.172	145.030	142.963	136.552	126.910
Total goods less foods and energy inputs to stage 4 intermediate demand.....	04/10	ID5	9416	146.484	146.104	145.680	145.585	145.450
Total goods inputs to stage 3 intermediate demand.....	04/10	ID5	9311	153.537	151.942	151.782	150.063	143.040
Total services inputs to stage 3 intermediate demand.....	04/10	ID5	9312	140.804	140.587	141.104	141.741	141.915
Total construction inputs to stage 3 intermediate demand.....	04/10	ID5	9313	138.739	139.129	139.960	139.994	140.085
Total foods inputs to stage 3 intermediate demand.....	04/10	ID5	9314	168.423	163.208	164.325	165.210	164.055
Total energy goods inputs to stage 3 intermediate demand.....	04/10	ID5	9315	160.598	165.446	170.968	164.568	132.006
Total goods less foods and energy inputs to stage 3 intermediate demand.....	04/10	ID5	9316	150.434	148.116	145.690	144.409	142.992
Total goods inputs to stage 2 intermediate demand.....	04/10	ID5	9211	153.629	147.247	132.663	128.416	133.026
Total services inputs to stage 2 intermediate demand.....	04/10	ID5	9212	139.360	139.812	140.805	141.968	142.925
Total construction inputs to stage 2 intermediate demand.....	04/10	ID5	9213	138.739	139.129	139.960	139.994	140.085
Total foods inputs to stage 2 intermediate demand.....	04/10	ID5	9214	175.403	175.653	167.997	171.715	171.491
Total energy goods inputs to stage 2 intermediate demand.....	04/10	ID5	9215	149.960	139.862	114.927	106.505	115.188
Total goods less foods and energy inputs to stage 2 intermediate demand.....	04/10	ID5	9216	142.318	140.133	138.288	138.388	138.310
Total goods inputs to stage 1 intermediate demand.....	04/10	ID5	9111	139.214	139.546	139.085	137.661	132.973

See footnotes at end of table.

Table 5. Producer price indexes for Final Demand-Intermediate Demand groupings, not seasonally adjusted — Continued

[December 2022, Index base Nov. 2009=100, unless otherwise indicated]

Title	Other index base	Commodity code		Unadjusted index ¹				
		Group code	Item code	Aug. 2022	Sept. 2022 ^p	Oct. 2022 ^p	Nov. 2022 ^p	Dec. 2022 ^p
Total services inputs to stage 1 intermediate demand.....	04/10	ID5	9112	141.143	140.867	141.628	142.708	142.632
Total construction inputs to stage 1 intermediate demand.....	04/10	ID5	9117	138.739	139.129	139.960	139.994	140.085
Total foods inputs to stage 1 intermediate demand.....	04/10	ID5	9114	162.773	166.721	162.778	162.485	159.734
Total energy goods inputs to stage 1 intermediate demand.....	04/10	ID5	9115	162.650	168.680	171.817	165.841	144.014
Total goods less foods and energy inputs to stage 1 intermediate demand.....	04/10	ID5	9116	129.974	128.639	127.589	127.260	126.796

¹ All indexes are subject to revision for 4 months after their originally scheduled publication to incorporate late reports and corrections by survey respondents. In addition, seasonally adjusted indexes are subject to change for up to 5 years due to the recalculation of seasonal factors published each January.

² PPI defines Total finished as including only the personal consumption and private capital investment portions of final demand.

³ Trade indexes measure changes in margins received by wholesalers and retailers.

⁴ The PPI definition of foods does not include food and beverages for immediate consumption. PPI defines food and beverages for immediate consumption as the service of preparing meals, snacks, and beverages to customer order for immediate on-premises and off-premises consumption.

⁵ Distributive services include transportation, warehousing, and trade of goods.

⁶ Includes intermediate trade, transportation, and warehousing services.

⁷ Includes crude petroleum.

⁸ Excludes crude petroleum.

p Preliminary

"/" Data not available.

Table 6. Producer price index percentage changes for selected aggregate commodity and service groupings, not seasonally adjusted
 [December 2022]

Title	Commodity code		Unadjusted 12-month percent change ¹	Unadjusted 1-month percent change ¹				
	Group code	Item code		Dec. 2021 to Dec. 2022 ^P	July to Aug.	Aug. to Sept. ^P	Sept. to Oct. ^P	Oct. to Nov. ^P
Goods								
All commodities.....	00	000000	6.9	-1.0	-0.6	-1.1	-0.7	-2.0
Farm products, processed foods and feeds.....	PFF	PLUS02	13.0	-0.7	0.0	-0.2	2.1	-0.8
Farm products.....	01	—	21.5	-2.8	0.2	0.8	4.9	-0.7
Processed foods and feeds.....	02	—	9.4	0.2	-0.1	-0.6	0.8	-0.9
Industrial commodities.....	IND	THRU15	5.7	-1.1	-0.7	-1.2	-1.3	-2.2
Textile products and apparel.....	03	—	8.6	1.0	0.0	-0.3	0.0	-0.3
Hides, skins, leather, and related products.....	04	—	0.6	-0.1	1.3	0.9	-1.8	-0.3
Fuels and related products and power.....	05	—	11.8	-2.8	-1.0	-3.2	-4.5	-7.7
Chemicals and allied products.....	06	—	2.7	-2.0	-1.0	-0.6	-0.4	-1.4
Rubber and plastic products.....	07	—	8.2	0.8	-0.2	-0.6	-0.2	-0.1
Lumber and wood products.....	08	—	-3.8	-0.8	-1.9	-1.7	-1.8	-1.5
Pulp, paper, and allied products.....	09	—	9.2	0.8	-0.5	-0.4	0.3	0.4
Metals and metal products.....	10	—	-7.0	-1.4	-2.4	-2.3	-0.2	0.0
Machinery and equipment.....	11	—	8.9	0.5	0.3	0.5	0.4	0.3
Furniture and household durables.....	12	—	8.9	0.7	0.4	0.1	0.4	0.8
Nonmetallic mineral products.....	13	—	12.5	1.0	0.4	0.3	0.4	0.2
Transportation equipment.....	14	—	4.7	0.3	0.2	0.5	0.1	0.3
Miscellaneous products.....	15	—	8.5	0.8	0.3	0.1	0.8	0.2
Industrial commodities less fuels.....	ILF	T15M05	3.7	-0.3	-0.6	-0.4	0.0	-0.1
Other commodity groupings								
Petroleum products, refined.....	05	7	10.0	-12.8	1.8	5.7	-4.9	-21.2
Industrial chemicals.....	06	1	-1.6	-5.7	-2.5	-1.5	-0.6	-3.4
Rubber and rubber products.....	07	1	10.4	0.5	0.2	0.2	-0.3	-0.5
Lumber.....	08	1	-24.6	-3.7	-4.9	-3.2	-3.2	-4.5
Iron and steel.....	10	1	-24.4	-4.8	-5.3	-4.4	-2.5	-0.8
Nonferrous metals.....	10	2	-0.4	1.2	-1.7	-3.1	2.8	1.4
General purpose machinery and equipment.....	11	4	12.8	0.5	0.4	0.4	0.4	0.3
Electrical machinery and equipment.....	11	7	7.0	0.4	0.3	0.2	0.4	0.3
Electronic components and accessories.....	11	78	4.0	-0.3	0.4	0.7	0.5	-0.1
Aircraft and aircraft equipment.....	14	2	4.4	0.3	0.3	0.2	0.2	0.3
Services and construction								
Transportation services.....	30	—	10.3	-1.4	-0.6	0.9	-0.6	-0.3
Services related to transportation activities.....	31	—	-9.3	1.5	-5.4	2.7	-5.9	0.5
Warehousing, storage, and related activities.....	32	—	3.9	-4.0	2.7	-1.0	0.1	-0.6
Publishing sales, excluding software.....	33	—	3.9	0.1	1.2	0.5	-1.2	0.5
Software publishing.....	34	—	-0.9	-1.1	1.2	-0.6	-2.0	0.5
Network compensation from broadcast and cable television and radio.....	35	—	4.4	0.3	0.0	0.0	0.0	0.0
Advertising space and time sales.....	36	—	1.8	-2.0	1.2	4.2	-0.1	-0.2
Telecommunication, cable, and internet user services.....	37	—	3.9	0.5	0.7	0.4	0.0	0.0
Data processing and related services.....	38	—	-1.3	-0.1	-0.2	0.1	0.0	0.0
Credit intermediation services (partial).....	39	—	24.6	5.5	3.3	0.2	6.0	1.3
Investment services.....	40	—	-3.3	3.6	0.9	0.5	4.3	-0.7
Insurance and annuities.....	41	—	2.7	0.1	0.3	0.0	0.0	0.5
Commissions and fees from sales and administration of insurance policies (partial).....	42	—	0.2	0.0	0.0	0.0	0.0	0.1
Real estate services (partial).....	43	—	5.2	2.8	0.7	-0.8	-0.4	0.3
Rental and leasing of goods (partial).....	44	—	1.7	1.2	-3.6	2.3	-2.8	-1.7
Professional services (partial).....	45	—	3.9	0.3	0.2	-0.1	0.0	0.1
Employment services.....	46	—	2.9	0.0	0.1	0.0	0.0	0.0
Travel arrangement services.....	47	—	7.4	0.0	-1.1	0.4	0.3	0.9
Selected security services (partial).....	48	—	7.4	-0.1	2.5	0.3	0.0	0.0
Cleaning and building maintenance services (partial).....	49	—	4.9	-0.1	0.0	-0.1	0.2	0.2
Waste collection and remediation services (partial).....	50	—	10.0	0.8	0.6	1.2	0.1	0.2
Health care services.....	51	—	2.8	0.1	0.0	0.4	0.1	0.1
Accommodation services.....	53	—	4.4	-5.5	-1.8	3.3	-2.7	-4.2
Food and beverages for immediate consumption services (partial).....	54	—	-3.5	0.3	-1.0	-0.4	0.5	-0.8
Repair and maintenance services (partial).....	55	—	6.1	0.7	0.4	0.5	0.2	0.1
Entertainment services (partial).....	56	—	3.3	-1.2	2.5	0.4	-1.0	0.9
Wholesale trade services.....	57	—	10.1	-0.2	0.4	-0.2	1.3	-0.3
Retail trade services.....	58	—	6.9	1.4	-0.7	1.3	-1.7	0.2
Metal treatment services.....	59	—	5.9	0.3	0.0	0.5	0.0	-0.7

See footnotes at end of table.

Table 6. Producer price index percentage changes for selected aggregate commodity and service groupings, not seasonally adjusted — Continued
 [December 2022]

Title	Commodity code		Unadjusted 12-month percent change ¹	Unadjusted 1-month percent change ¹				
	Group code	Item code		Dec. 2021 to Dec. 2022 ^p	July to Aug.	Aug. to Sept. ^p	Sept. to Oct. ^p	Oct. to Nov. ^p
Mining services.....	60	—	11.0	0.9	2.4	0.2	0.4	0.2
Contract work on textile products, apparel, and leather.....	61	—	6.1	0.2	0.1	0.2	1.5	0.0
Construction (partial).....	80	—	16.4	0.1	0.2	2.3	0.1	0.0

¹ All indexes are subject to revision for 4 months after their originally scheduled publication to incorporate late reports and corrections by survey respondents.

^p Preliminary

“—” Data not available.

NOTE: The term “(partial)” denotes incomplete coverage of the index category.

Table 7. Producer price index percentage changes for commodity and service groupings and individual items, not seasonally adjusted
 [December 2022]

Title	Commodity code		Unadjusted 12-month percent change ¹	Unadjusted 1-month percent change ¹				
	Group code	Item code		Dec. 2021 to Dec. 2022 ^P	July to Aug.	Aug. to Sept. ^P	Sept. to Oct. ^P	Oct. to Nov. ^P
Goods								
All commodities.....	00	000000	6.9	-1.0	-0.6	-1.1	-0.7	-2.0
Industrial commodities.....	IND	THRU15	5.7	-1.1	-0.7	-1.2	-1.3	-2.2
Farm products, processed foods and feeds.....	PFF	PLUS02	13.0	-0.7	0.0	-0.2	2.1	-0.8
Farm products.....	01	—	21.5	-2.8	0.2	0.8	4.9	-0.7
Fruits & melons, fresh/dry vegs. & nuts.....	01	1	43.0	0.9	6.0	14.4	19.8	-7.9
Fresh fruits and melons.....	01	11	13.3	0.5	-1.3	11.5	3.2	-7.8
Citrus fruits.....	01	1101	13.2	0.1	8.3	10.6	-27.7	-2.7
Grapefruits.....	01	110101	6.7	-1.6	—	—	—	-10.0
Lemons.....	01	110104	-2.3	0.0	2.9	22.2	-6.2	-8.9
Valencia oranges.....	01	110105	—	0.5	9.5	8.3	—	—
Navel oranges.....	01	110106	12.8	—	—	—	—	-6.5
Tangerines.....	01	110108	39.7	—	—	—	—	12.0
Other fruits and berries.....	01	1102	13.7	0.7	-5.1	12.7	14.9	-10.0
Plums and fresh prunes.....	01	110201	—	2.4	6.3	-2.8	—	—
Nectarines.....	01	110202	—	-7.6	13.0	—	—	—
Avocados.....	01	110205	—	2.5	9.8	3.3	-3.2	-5.0
Kiwifruit.....	01	110206	20.5	—	—	—	—	—
Granny Smith apples.....	01	110208	30.4	0.0	-2.5	—	—	11.5
Golden delicious apples.....	01	110211	12.7	—	—	—	—	—
Red delicious apples.....	01	110215	35.5	0.0	5.3	32.7	-5.5	3.5
McIntosh apples.....	01	110216	3.8	—	—	0.0	-8.4	5.2
Peaches.....	01	110219	—	-14.5	9.5	—	—	—
Gala apples.....	01	110220	44.7	0.0	26.4	-5.6	6.0	5.0
Pears.....	01	110221	26.7	32.1	-9.0	-6.7	0.8	6.7
Strawberries.....	01	110222	8.7	88.2	-46.9	111.8	55.6	-31.0
Raspberries.....	01	110224	—	26.7	-31.6	-7.7	—	—
Blackberries.....	01	110225	—	22.0	-16.7	-6.7	—	—
Blueberries.....	01	110227	—	-40.8	25.5	—	—	—
Grapes.....	01	110228	6.7	-8.3	-4.5	-0.2	-0.5	0.0
Table grapes.....	01	1102281	-18.4	—	-13.6	-0.6	-1.6	0.0
Wine grapes.....	01	1102283	21.8	0.0	0.0	0.0	0.0	0.0
Juice grapes.....	01	1102284	40.4	0.0	0.0	0.0	0.0	0.0
Fuji apples.....	01	110229	65.5	0.0	—	—	—	0.3
Empire apples.....	01	110230	11.7	—	—	—	-5.8	6.1
Melons.....	01	1103	—	0.5	-1.6	1.0	35.2	—
Cantaloupes.....	01	110301	—	-23.7	7.9	10.8	39.0	—
Honeydews.....	01	110302	—	-6.6	3.4	-20.0	20.3	—
Watermelons.....	01	110303	—	21.5	-7.4	-0.4	—	—
Fresh and dry vegetables.....	01	13	92.3	1.7	15.7	22.4	38.1	-9.4
Dry vegetables.....	01	1301	-19.6	-5.4	-2.8	-4.3	0.4	-1.0
Dry beans.....	01	13011	-14.4	-1.4	-6.1	-8.3	-0.2	-1.3
Dry pinto beans.....	01	130110	-22.3	-2.6	-12.0	-11.3	-0.3	0.0
Dry great northern beans.....	01	130111	33.3	0.0	0.0	0.0	14.3	0.0
Dry pink beans.....	01	130112	—	—	0.0	—	—	—
Dry pea beans.....	01	130113	-10.0	0.0	-2.3	-8.7	-2.5	-0.1
Dry kidney beans.....	01	130114	3.8	1.6	-6.6	-1.7	-2.9	-1.4
Dry small red beans.....	01	130115	-16.3	0.0	4.4	—	—	—
Dry garbanzo beans.....	01	130116	-12.5	-5.1	0.0	-5.1	4.0	-3.9
Dry black beans.....	01	130117	-14.2	0.7	-1.1	-7.1	-1.8	-2.8
Dry peas and lentils.....	01	13012	-25.5	-11.3	2.6	1.7	1.2	-0.6
Dry peas.....	01	130120	-28.6	-13.5	2.5	-2.5	0.0	0.9
Dry lentils.....	01	130121	-18.6	-6.1	2.7	10.9	3.5	-3.4
Fresh vegetables, except potatoes.....	01	1302	119.7	-18.3	48.2	51.6	43.1	-12.2
Cabbage.....	01	130211	10.7	-5.5	-22.1	8.8	5.8	2.7
Carrots.....	01	130212	29.1	-9.7	13.3	9.4	9.6	0.5
Celery.....	01	130213	326.9	-28.2	-6.3	16.3	165.3	64.6
Sweet corn.....	01	130214	—	-41.2	3.6	14.3	47.8	—
Lettuce.....	01	130215	238.9	-8.2	104.0	111.5	58.2	-19.8
Dry onions.....	01	130216	-1.3	-32.7	37.6	-34.3	-4.0	0.1
Tomatoes.....	01	130217	—	37.1	28.3	32.6	26.0	—
Snap beans.....	01	130218	100.7	—	13.3	—	—	-35.2
Green peas.....	01	130219	—	19.6	—	—	—	—

See footnotes at end of table.

Table 7. Producer price index percentage changes for commodity and service groupings and individual items, not seasonally adjusted — Continued
 [December 2022]

Title	Commodity code		Unadjusted 12-month percent change ¹	Unadjusted 1-month percent change ¹				
	Group code	Item code		Dec. 2021 to Dec. 2022 ^P	July to Aug.	Aug. to Sept. ^P	Sept. to Oct. ^P	Oct. to Nov. ^P
Broccoli.....	01	130222	84.8	-53.0	129.8	64.7	-26.9	67.3
Cauliflower.....	01	130223	298.5	-28.4	92.2	21.7	274.0	-42.6
Spinach.....	01	130224	-	-3.6	93.6	11.5	-16.5	-
Greens.....	01	130225	3.1	-1.9	3.3	5.3	-3.9	-2.8
Endive.....	01	130226	69.3	-3.1	-4.5	8.7	15.8	46.1
Green peppers.....	01	130228	58.5	-13.9	-7.7	15.8	43.2	-15.6
Eggplant.....	01	130229	8.8	-	-	-	-48.5	24.0
Squash.....	01	130231	72.7	10.9	13.2	-4.4	-9.7	12.7
Beets.....	01	130232	65.9	-0.2	20.1	53.6	6.6	-27.7
Cucumbers.....	01	130234	-9.3	-20.7	-17.6	66.9	24.4	-36.4
Artichokes.....	01	130235	71.0	33.6	-3.4	-8.0	110.7	16.3
Pumpkins.....	01	130236	-	-	-	8.7	-	-
Sweet potatoes.....	01	1303	3.2	0.5	11.8	-1.5	-7.6	-0.3
Sweet potatoes.....	01	130301	3.2	0.5	11.8	-1.5	-7.6	-0.3
Potatoes.....	01	1306	52.6	42.2	-18.5	-31.8	28.0	3.0
Russet potatoes.....	01	130603	62.0	46.0	-17.9	-33.1	30.1	3.0
Round red potatoes.....	01	130604	12.1	-6.6	-17.1	-13.1	1.2	-1.4
Round yellow potatoes.....	01	130605	17.6	-	-	0.0	0.0	19.7
Tree nuts.....	01	19	-4.3	0.0	0.0	-3.2	0.0	0.0
Tree nuts.....	01	1901	-4.3	0.0	0.0	-3.2	0.0	0.0
Pecans.....	01	190101	17.2	0.0	0.0	0.0	0.0	0.0
Almonds.....	01	190102	0.0	0.0	0.0	0.0	0.0	0.0
Filberts.....	01	190103	9.1	0.0	0.0	0.0	0.0	0.0
Walnuts.....	01	190104	-27.9	0.0	0.0	-28.6	0.0	0.0
Macadamias.....	01	190105	0.0	0.0	0.0	0.0	0.0	0.0
Pistachios.....	01	190106	-10.0	0.0	0.0	0.0	0.0	0.0
Grains.....	01	2	8.8	-2.1	6.0	-3.6	-1.1	-3.1
Wheat.....	01	21	-5.7	-2.8	9.4	3.8	-3.3	-7.2
Wheat.....	01	2101	-5.7	-2.8	9.4	3.8	-3.3	-7.2
Hard red winter wheat.....	01	210101	4.7	-2.9	11.8	6.6	-3.9	-9.2
Hard red spring wheat.....	01	210102	-10.0	-5.3	5.3	2.2	-0.3	-3.3
Soft white wheat.....	01	210103	-20.7	3.4	7.6	-7.8	-0.3	-2.5
Soft red winter wheat.....	01	210104	-5.1	-2.8	13.5	3.8	-8.4	-9.9
Hard amber durum wheat.....	01	210105	-39.1	-1.5	-12.5	10.6	6.8	-4.6
Other grains.....	01	22	12.8	-2.2	5.6	-5.7	-0.7	-2.1
Barley.....	01	2201	-11.7	-9.9	-10.4	10.9	2.4	-0.1
Barley.....	01	220101	-11.7	-9.9	-10.4	10.9	2.4	-0.1
Corn.....	01	2202	13.5	-2.4	5.9	-6.1	-0.7	-2.1
Corn.....	01	220205	13.5	-2.4	5.9	-6.1	-0.7	-2.1
Oats.....	01	2203	-40.6	-10.8	-5.6	-3.4	1.6	-3.9
Oats.....	01	220311	-40.6	-10.8	-5.6	-3.4	1.6	-3.9
Sorghum.....	01	2205	14.7	12.6	5.4	2.9	-2.3	-3.7
Sorghum.....	01	220501	14.7	12.6	5.4	2.9	-2.3	-3.7
Rough rice.....	01	23	20.8	6.5	-3.1	0.4	2.6	0.0
Rough rice.....	01	2301	20.8	6.5	-3.1	0.4	2.6	0.0
Rough rice.....	01	230103	20.8	6.5	-3.1	0.4	2.6	0.0
Long grain rough rice.....	01	2301031	24.1	7.5	2.5	0.0	1.9	0.0
Medium/short grain rough rice.....	01	2301032	13.4	4.6	-15.3	1.3	4.7	0.0
Livestock.....	01	3	11.1	4.6	-8.2	-4.0	1.7	-0.1
Slaughter cattle.....	01	31	14.1	2.6	-1.6	-0.6	4.1	1.3
Slaughter steers and heifers.....	01	3101	14.8	1.2	-0.2	2.6	4.3	1.9
Slaughter steers and heifers.....	01	310199	14.8	1.2	-0.2	2.6	4.3	1.9
Slaughter cows and bulls.....	01	3102	9.8	8.8	-7.7	-14.8	3.5	-1.7
Slaughter cows and bulls.....	01	310299	9.8	8.8	-7.7	-14.8	3.5	-1.7
Slaughter vealers.....	01	3103	18.6	1.6	0.6	-0.1	0.0	0.0
Slaughter vealers.....	01	310399	18.6	1.6	0.6	-0.1	0.0	0.0
Slaughter hogs.....	01	32	11.1	8.9	-26.0	-7.6	-5.2	-5.1
Slaughter barrows and gilts.....	01	3201	12.4	7.9	-26.1	-8.0	-5.0	-4.6
Slaughter barrows and gilts.....	01	320199	12.4	7.9	-26.1	-8.0	-5.0	-4.6
Slaughter sows.....	01	3202	-21.2	55.1	-21.9	6.2	-9.6	-20.1
Slaughter sows.....	01	320299	-21.2	55.1	-21.9	6.2	-9.6	-20.1
Slaughter lambs.....	01	33	-42.6	-2.6	2.5	-5.4	34.2	-13.2
Slaughter lambs.....	01	3301	-42.6	-2.6	2.5	-5.4	34.2	-13.2

See footnotes at end of table.

Table 7. Producer price index percentage changes for commodity and service groupings and individual items, not seasonally adjusted — Continued
 [December 2022]

Title	Commodity code		Unadjusted 12-month percent change ¹	Unadjusted 1-month percent change ¹				
	Group code	Item code		Dec. 2021 to Dec. 2022 ^P	July to Aug.	Aug. to Sept. ^P	Sept. to Oct. ^P	Oct. to Nov. ^P
Slaughter lambs.....	01	330199	-42.6	-2.6	2.5	-5.4	34.2	-13.2
Feeder and replacement cattle.....	01	34	9.4	3.1	1.8	-5.4	3.3	1.7
Feeder and replacement cattle.....	01	3401	9.4	3.1	1.8	-5.4	3.3	1.7
Feeder and replacement cattle.....	01	340199	9.4	3.1	1.8	-5.4	3.3	1.7
Slaughter poultry.....	01	4	6.3	-13.9	-5.1	-0.3	1.6	0.4
Slaughter chickens.....	01	41	0.4	-17.1	-6.8	-2.3	2.7	0.0
Broilers and other meat type chickens.....	01	4102	0.4	-17.1	-6.8	-2.3	2.7	0.0
Slaughter chickens.....	01	410299	0.4	-17.1	-6.8	-2.3	2.7	0.0
Slaughter turkeys.....	01	42	37.3	2.3	2.0	7.6	-2.3	1.4
Slaughter turkeys.....	01	4201	37.3	2.3	2.0	7.6	-2.3	1.4
Slaughter turkeys.....	01	420199	37.3	2.3	2.0	7.6	-2.3	1.4
Slaughter ducks.....	01	43	10.9	0.0	1.9	0.0	2.9	2.9
Slaughter ducks.....	01	4301	10.9	0.0	1.9	0.0	2.9	2.9
Slaughter ducks.....	01	430199	10.9	0.0	1.9	0.0	2.9	2.9
Raw cotton.....	01	5	-20.3	4.7	-0.2	-15.2	-4.5	-5.1
Raw cotton.....	01	51	-20.3	4.7	-0.2	-15.2	-4.5	-5.1
Raw cotton.....	01	5101	-20.3	4.7	-0.2	-15.2	-4.5	-5.1
Raw cotton.....	01	510101	-20.3	4.7	-0.2	-15.2	-4.5	-5.1
Upland cotton.....	01	5101011	-21.7	5.2	-0.2	-16.6	-4.2	-5.6
Pima cotton.....	01	5101012	-3.6	0.0	0.0	0.0	-6.9	0.0
Raw milk.....	01	6	10.1	-5.4	0.4	6.1	-1.2	-6.3
Raw milk.....	01	61	10.1	-5.4	0.4	6.1	-1.2	-6.3
Raw milk.....	01	6101	10.1	-5.4	0.4	6.1	-1.2	-6.3
Raw milk.....	01	610102	10.1	-5.4	0.4	6.1	-1.2	-6.3
Chicken eggs.....	01	7	248.1	-24.4	12.1	21.8	19.6	30.2
Chicken eggs.....	01	71	248.1	-24.4	12.1	21.8	19.6	30.2
Eggs for fresh use.....	01	7107	191.8	-25.0	16.6	15.0	26.0	24.5
Eggs, jumbo.....	01	710701	186.8	-22.9	12.1	13.8	17.1	25.9
Eggs, extra large.....	01	710702	187.9	-27.0	19.3	14.1	20.6	26.0
Eggs, large.....	01	710703	188.4	-27.3	14.6	17.1	25.8	26.0
Eggs, medium.....	01	710704	215.6	-8.1	24.2	7.8	37.1	16.0
Eggs, small.....	01	710705	238.7	0.0	10.6	2.9	19.3	18.6
Breaker stock and checks and undergrades.....	01	7108	391.2	-23.5	5.0	33.5	10.1	39.9
Breaker stock.....	01	710801	387.4	-23.8	6.1	31.0	11.2	40.3
Checks and undergrades.....	01	710802	421.9	-21.6	-3.3	53.5	2.5	36.8
Hay, hayseeds, and oilseeds.....	01	8	19.2	-1.6	0.7	-7.4	2.6	4.1
Hay and hayseeds.....	01	81	28.2	-8.7	5.1	0.5	-15.0	21.4
Hay and hayseeds.....	01	8101	28.2	-8.7	5.1	0.5	-15.0	21.4
Alfalfa hay.....	01	810101	24.5	-2.0	-0.9	0.5	-3.3	5.2
All other hay.....	01	810102	33.0	-16.9	13.8	0.7	-29.9	49.5
Oilseeds.....	01	83	17.4	-0.1	-0.1	-9.0	6.7	1.0
Oilseeds.....	01	8301	17.4	-0.1	-0.1	-9.0	6.7	1.0
Peanuts.....	01	830111	-11.4	1.6	-2.0	5.4	-0.9	-10.0
Cottonseed.....	01	830121	22.5	-3.3	4.7	-2.9	-13.0	-7.4
Soybeans.....	01	830131	20.3	0.3	0.2	-10.2	8.0	1.8
Flaxseed.....	01	830151	-41.7	-14.3	-2.9	0.0	-2.9	2.9
Sunflower.....	01	830161	-19.3	-8.4	-10.5	5.0	-5.1	-4.7
Canola.....	01	830171	-17.0	-3.2	-9.2	3.1	8.9	-4.4
Miscellaneous oil crops.....	01	830181	16.0	0.1	0.5	0.6	0.0	0.0
Processed foods and feeds.....	02	-	9.4	0.2	-0.1	-0.6	0.8	-0.9
Cereal and bakery products.....	02	1	14.7	0.5	1.6	1.0	1.0	-0.1
Bakery products.....	02	11	13.9	1.6	0.7	0.2	1.6	0.1
Bread (white, wheat, rye, etc.), including frozen.....	02	1102	16.0	3.2	1.2	-0.7	1.0	1.0
Bread (white, wheat, rye, etc.), including frozen.....	02	110201	16.0	3.2	1.2	-0.7	1.0	1.0
White pan bread.....	02	11020111	19.8	4.5	1.4	-0.8	0.6	0.4
White hearth bread (French, Italian, etc.).....	02	11020112	10.0	2.5	1.0	-0.4	0.9	0.1
Dark wheat breads (whole wheat, cracked wheat, multigrain, etc.).....	02	11020113	12.8	3.5	0.5	-0.9	0.6	1.3
Other variety breads (rye, unleavened, raisin, potato, self-rising, salt-free, canned, etc.).....	02	11020114	14.9	0.5	1.4	-0.5	2.4	2.7
Rolls (bread-type), muffins, bagels, and croissants.....	02	1105	16.5	1.9	1.6	0.0	6.0	-1.0

See footnotes at end of table.

Table 7. Producer price index percentage changes for commodity and service groupings and individual items, not seasonally adjusted — Continued
 [December 2022]

Title	Commodity code		Unadjusted 12-month percent change ¹	Unadjusted 1-month percent change ¹				
	Group code	Item code		Dec. 2021 to Dec. 2022 ^P	July to Aug.	Aug. to Sept. ^P	Sept. to Oct. ^P	Oct. to Nov. ^P
Rolls (bread-type), muffins, bagels, and croissants.....	02	110505	16.5	1.9	1.6	0.0	6.0	-1.0
Rolls, hamburger and wiener.....	02	11050501	19.5	3.1	2.7	-0.6	8.7	0.6
All other rolls, bread-type (incl. muffins, bagels, and croissants).....	02	11050502	13.4	0.8	0.5	0.6	3.2	-2.7
Other sweet goods, excluding frozen.....	02	1107	20.5	0.5	-0.1	3.7	0.9	-0.1
Other sweet goods, excluding frozen.....	02	110703	20.5	0.5	-0.1	3.7	0.9	-0.1
Soft cakes, excluding frozen.....	02	1108	12.5	0.0	0.2	0.2	-0.8	-0.4
Soft cakes, excluding frozen.....	02	110803	12.5	0.0	0.2	0.2	-0.8	-0.4
Cookies, crackers, and related products.....	02	1121	7.5	0.1	0.2	0.0	0.0	0.0
Cookies, wafers, and ice cream cones and cups (excluding frozen).....	02	112103	13.1	0.1	0.3	0.0	0.0	0.0
Crackers, biscuits, and related products.....	02	112104	0.2	0.0	0.0	0.0	0.0	0.0
Crackers, biscuits, and related products.....	02	1121042	0.2	0.0	0.0	0.0	0.0	0.0
Retail bakery products.....	02	1130	12.8	1.7	0.2	1.0	0.0	0.7
Retail bakery products.....	02	113001	12.8	1.7	0.2	1.0	0.0	0.7
Flour and flour base mixes and doughs.....	02	12	15.3	-1.2	3.9	1.7	0.6	-1.5
Wheat flour.....	02	1203	8.1	-3.2	3.3	2.7	0.7	-2.9
Wheat flour.....	02	120301	8.1	-3.2	3.3	2.7	0.7	-2.9
Flour base mixes and doughs.....	02	1204	23.8	1.1	4.6	0.8	0.4	0.0
Flour base mixes and doughs.....	02	120401	23.8	1.1	4.6	0.8	0.4	0.0
Prepared flour mixes, including refrigerated and frozen doughs and batters, made in flour mills.....	02	1204011	18.7	-0.3	4.4	0.0	0.1	0.5
Flour mixes, excluding cake mixes, made from purchased flour.....	02	1204013	24.9	1.3	4.4	0.9	0.5	0.0
Milled rice and byproducts.....	02	13	22.8	1.9	2.1	1.4	0.7	1.9
Head rice.....	02	1301	23.9	1.9	2.0	1.5	0.5	2.0
Head rice.....	02	130106	23.9	1.9	2.0	1.5	0.5	2.0
Head rice not packaged with other ingredients.....	02	1301066	23.5	1.9	1.7	1.6	0.6	0.7
Milled rice (incl second heads, screenings, brewers, bran, sharps, rice flour, and byproducts).....	02	1302	17.5	1.7	2.5	0.9	1.6	1.5
Milled rice (incl second heads, screenings, brewers, bran, sharps, rice flour, and byproducts).....	02	130201	17.5	1.7	2.5	0.9	1.6	1.5
Cereal and pasta products.....	02	14	14.0	-0.6	0.8	1.8	0.3	0.2
Dry macaroni, spaghetti, and egg noodle products, made from purchased flour.....	02	1402	20.4	0.0	1.1	3.0	-1.5	0.0
Dry macaroni, spaghetti, and egg noodle products, made from purchased flour.....	02	140203	20.4	0.0	1.1	3.0	-1.5	0.0
Dry macaroni, spaghetti, and egg noodle products, made from purchased flour.....	02	14020303	20.4	0.0	1.1	3.0	-1.5	0.0
Cereal and mill products, other than flour.....	02	1409	12.5	-0.8	0.7	1.5	0.8	0.3
Manufactured starch, made by wet milling.....	02	140907	3.6	0.8	-2.8	1.1	-1.0	0.2
Wheat mill products, corn mill products, and other grain mill products except flour.....	02	140908	19.3	-3.2	4.3	5.7	-0.5	1.0
Wheat mill products, except flour.....	02	1409081	46.3	2.4	3.4	16.0	1.9	8.3
Corn mill products.....	02	1409082	20.7	-4.4	5.1	8.3	-0.5	-0.8
Other grain mill products.....	02	1409083	-1.6	-4.3	3.1	-7.0	-2.2	-0.9
Breakfast cereal.....	02	140909	12.0	-0.1	0.1	-0.1	1.7	0.0
Meats, poultry, and fish.....	02	2	-3.7	-0.7	-2.9	-3.7	1.0	-3.0
Meats.....	02	21	-1.1	0.5	-1.7	-2.2	1.1	0.0
Beef and veal products, fresh or frozen.....	02	2101	-7.8	-1.6	-4.3	-4.6	2.9	2.0
Beef, fresh/frozen variety meats, not canned or made into sausage, made in slaughtering plants.....	02	210126	6.7	-0.9	2.8	0.0	4.8	-3.2
Beef, fresh/frozen whole/half carcass, not canned or made into sausage, misp.....	02	210131	-4.3	-1.7	-5.7	0.9	13.9	-11.5
Beef, fresh/frozen, primal and subprimal cuts, made in slaughtering plants.....	02	210133	-8.8	-1.6	-4.6	-5.2	2.1	3.3
Lamb/mutton, fresh or frozen, not canned or made into sausage, made in slaughtering plants.....	02	2103	62.0	-1.1	-0.9	0.0	77.7	-0.2
Lamb/mutton, fresh or frozen, not canned or made into sausage, made in slaughtering plants.....	02	210321	62.0	-1.1	-0.9	0.0	77.7	-0.2
Pork products, fresh, frozen, or processed, except sausage.....	02	2104	3.4	2.3	0.4	0.3	-1.0	-2.0
Pork, fresh/frozen, unprocessed, all cuts, except sausage, made in slaughtering plants.....	02	210444	-0.6	1.5	-2.9	-0.2	0.2	-3.5
Pork, processed or cured, not canned or made into sausage.....	02	210447	7.7	3.2	4.1	0.9	-2.3	-0.3
Pork, processed or cured, not canned or made into sausage, made in slaughtering plants.....	02	2104471	20.3	1.8	21.5	-1.8	-3.3	3.0
Pork, processed or cured, not canned or made into sausage, mfpc.....	02	2104472	4.2	3.6	-0.5	1.8	-1.9	-1.4
Pork, sweet-pickled, dry-cured, or dry salt, not canned or made into sausage, mfpc.....	02	21044721	1.1	0.1	0.5	-0.3	-0.5	0.0
Smoked hams and picnics, excluding canned, made from purchased carcasses.....	02	21044722	16.4	12.9	-4.4	8.0	0.8	0.4

See footnotes at end of table.

Table 7. Producer price index percentage changes for commodity and service groupings and individual items, not seasonally adjusted — Continued
 [December 2022]

Title	Commodity code		Unadjusted 12-month percent change ¹	Unadjusted 1-month percent change ¹				
	Group code	Item code		Dec. 2021 to Dec. 2022 ^P	July to Aug.	Aug. to Sept. ^P	Sept. to Oct. ^P	Oct. to Nov. ^P
Smoked slab bacon, made from purchased carcasses.....	02	21044723	-8.4	1.5	-0.7	-4.0	-2.5	-3.1
Smoked sliced bacon, made from purchased carcasses.....	02	21044724	-8.9	-1.4	0.9	-0.8	-6.1	-3.7
Other smoked pork, not canned or made into sausage, made from purchased carcasses.....	02	21044725	13.0	-1.0	2.4	0.6	-0.1	-0.8
Boiled ham, barbecue pork, and other cooked pork, excluding canned meats and sausage, mfpc.....	02	21044726	27.3	1.2	4.9	-1.9	2.2	-0.1
Other meats, fresh, frozen, or canned.....	02	2105	5.1	2.3	0.2	-1.0	-0.1	-1.0
Fresh/processed sausage, deli & cooked meats, etc.....	02	210503	6.1	3.2	-0.5	-1.5	0.5	-2.1
Fresh and processed sausage, deli, and cooked meats, made in slaughtering plants.....	02	2105031	10.5	-0.1	0.4	-0.6	2.3	-3.1
Fresh and processed sausage, deli, and cooked meats, mfpc.....	02	2105032	4.7	4.3	-0.8	-1.9	-0.1	-1.8
Fresh sausage (pork sausage, breakfast links, etc.), excluding canned, mfpc.....	02	21050321	9.4	13.4	-1.1	-3.0	-0.1	-4.2
Dry or semidry sausage (salami, cervelat, pepperoni, summer sausage, pork roll, etc), mfpc.....	02	21050322	0.5	1.0	-0.7	-2.4	-0.3	-1.5
Frankfurters, including wieners, excluding canned, made from purchased carcasses.....	02	21050323	5.3	0.5	-0.4	-1.1	0.0	-0.4
Other sausage (smoked or cooked) & jellied goods & similar preparations, excluding canned, mfpc.....	02	21050324	5.0	1.5	-0.8	0.1	0.3	0.0
Boxed meat (beef, pork, lamb, etc.), made from purchased carcasses...	02	210504	5.3	1.4	2.0	1.6	-0.7	0.3
Canned meats, excluding dog, cat, and baby food.....	02	210579	31.3	7.3	6.8	3.1	1.1	-0.1
Frozen ground meat patties and other processed, frozen, or cooked meats, mfpc.....	02	210586	-1.1	0.6	-1.2	-2.5	-0.8	-0.7
Processed poultry.....	02	22	-5.7	-3.3	-6.7	-7.8	1.7	-9.6
Young chickens, including bulk, chilled, frozen, whole, and in parts.....	02	2203	-6.7	-4.8	-3.7	-8.2	-3.5	-2.4
Young chickens, including bulk, chilled, frozen, whole, and in parts.....	02	220333	-6.7	-4.8	-3.7	-8.2	-3.5	-2.4
Turkeys, including frozen, whole, and in parts.....	02	2206	35.6	1.8	0.9	1.3	0.0	-0.3
Turkeys, including frozen, whole, and in parts.....	02	220611	35.6	1.8	0.9	1.3	0.0	-0.3
Canned, cooked, smoked or prepared poultry.....	02	2208	-21.5	-3.4	-14.7	-12.1	11.4	-26.0
Canned, cooked, smoked or prepared poultry.....	02	220811	-21.4	-3.4	-14.7	-12.1	11.4	-26.0
Chicken hens and other poultry/small game.....	02	2209	8.9	0.3	0.0	-0.2	3.5	0.3
Other poultry/small game (duck, goose, rabbit, etc.).....	02	220911	23.7	0.6	0.1	-0.5	7.2	0.3
Unprocessed and prepared seafood.....	02	23	-12.9	0.8	2.7	-0.7	-2.2	-2.0
Unprocessed finfish.....	02	2301	-48.5	16.0	3.2	-6.2	-6.0	-8.2
Haddock.....	02	230101	16.2	6.1	15.7	0.1	-4.4	-3.1
Halibut.....	02	230102	-	19.1	-10.1	13.2	9.3	-
Salmon.....	02	230103	-	6.0	-	-	-	-
Flounder.....	02	230131	-39.4	-11.1	-16.1	-1.1	-14.4	25.5
Cod.....	02	230132	32.0	2.2	11.3	-4.5	-14.9	52.3
Pollock.....	02	230133	-23.0	18.7	-0.1	-8.5	-16.2	-1.0
Tuna.....	02	230136	-4.7	4.4	1.0	-8.3	8.6	-21.7
Other finfish.....	02	230199	-64.9	27.4	11.4	-7.7	-1.3	-18.2
Canned seafood (including soups, stews, and chowders).....	02	2304	-2.0	0.0	2.5	0.0	0.0	0.0
Canned seafood (including soups, stews, and chowders).....	02	230429	-2.0	0.0	2.5	0.0	0.0	0.0
Unprocessed shellfish.....	02	2305	0.4	-7.0	8.4	2.9	-3.3	-0.3
Shrimp.....	02	230501	-7.5	-8.5	3.7	-0.5	0.1	-0.1
Crabs.....	02	230502	-	-16.4	16.1	-	-	-
Lobsters.....	02	230503	-23.3	4.7	9.0	-3.5	-13.1	1.0
Clams.....	02	230504	-0.6	-2.4	0.0	-1.2	0.0	0.7
Oysters.....	02	230505	20.6	4.5	0.0	0.0	0.0	0.0
Sea scallops.....	02	230506	-9.2	-2.1	2.3	15.4	2.3	-2.0
Mussels.....	02	230507	18.2	0.0	0.0	0.0	9.1	8.3
Prepared fresh and frozen seafood.....	02	2306	5.3	-1.5	0.5	0.2	-0.6	-0.7
Prepared fresh fish/seafood, inc. surimi/surimi-based products.....	02	230601	10.1	-0.9	2.6	-0.4	-0.3	0.7
Prepared frozen fish.....	02	230602	12.4	0.6	0.3	-1.5	1.0	-2.4
Prepared frozen shellfish.....	02	230603	-9.3	-5.8	-1.1	2.2	-1.9	-0.8
Other prepared fresh and frozen seafood.....	02	230604	13.3	1.6	0.1	3.3	-4.3	3.2
Dairy products.....	02	3	12.7	-1.4	-0.7	0.4	-0.4	-0.4
Fluid milk products.....	02	31	15.5	-0.4	-1.6	0.0	1.4	-1.0
Packaged fluid milk and related products.....	02	3103	13.6	-0.9	-2.5	-0.9	2.4	-1.2
Fluid whole milk.....	02	310301	12.8	-1.2	-2.8	-1.0	2.4	-1.8
Reduced fat and lowfat milk (1/2-2).....	02	310302	10.0	-1.6	-3.1	-1.4	2.6	-1.0
Fat free or skim milk.....	02	310303	5.8	-1.8	-3.8	-2.1	3.0	-0.1
Other fluid milk related products, packaged, incl. cartons, bottles, cans, and dispenser cans.....	02	310304	30.1	1.5	0.4	1.0	1.3	-1.1
Cottage cheese.....	02	3104	8.7	0.1	-0.2	-0.4	1.1	-1.6
Cottage cheese.....	02	310401	8.7	0.1	-0.2	-0.4	1.1	-1.6

See footnotes at end of table.

Table 7. Producer price index percentage changes for commodity and service groupings and individual items, not seasonally adjusted — Continued
 [December 2022]

Title	Commodity code		Unadjusted 12-month percent change ¹	Unadjusted 1-month percent change ¹				
	Group code	Item code		Dec. 2021 to Dec. 2022 ^P	July to Aug.	Aug. to Sept. ^P	Sept. to Oct. ^P	Oct. to Nov. ^P
Other milk products.....	02	3105	11.3	0.0	-0.5	0.6	0.6	-0.2
Other milk products.....	02	310501	11.3	0.0	-0.5	0.6	0.6	-0.2
Yogurt, excluding frozen.....	02	3105011	11.5	0.4	-0.1	0.9	0.1	-0.1
Other packaged milk products.....	02	3105012	10.9	-0.7	-1.7	-0.2	1.9	-0.4
Bulk fluid milk and cream.....	02	3106	27.1	0.7	-0.4	1.8	0.0	-1.3
Bulk fluid milk and cream.....	02	310601	27.1	0.7	-0.4	1.8	0.0	-1.3
Butter.....	02	32	37.2	1.7	5.1	1.2	-9.1	-2.3
Butter.....	02	3201	37.2	1.7	5.1	1.2	-9.1	-2.3
Butter.....	02	320114	37.2	1.7	5.1	1.2	-9.1	-2.3
Natural, processed, and imitation cheese.....	02	33	13.4	-4.1	-0.6	3.1	-0.5	0.6
Natural cheese, except cottage cheese.....	02	3302	13.4	-3.8	-0.7	2.9	-0.3	1.2
Natural cheese, except cottage cheese.....	02	330212	13.4	-3.8	-0.7	2.9	-0.3	1.2
Natural cheese, except lowfat, shipped in consumer packages or containers (3 lbs or less).....	02	3302121	10.6	0.4	0.4	-0.1	-0.3	0.1
Natural cheese, except lowfat, shipped in packages or containers (more than 3 lbs) or in bulk.....	02	3302122	16.2	-6.8	-1.7	5.2	-0.4	2.0
Lowfat natural cheese, except cottage cheese, shipped in consumer packages (3 lbs. or less).....	02	3302123	5.5	0.0	1.3	0.1	0.0	0.0
Lowfat natural cheese, except cottage cheese, shipped in packages (more than 3 lbs.) or in bulk.....	02	3302124	14.9	-9.1	-3.0	8.0	-1.1	3.5
Processed cheese and related products.....	02	3303	13.0	-5.8	-0.6	4.2	-1.1	-1.8
Process cheese and related products.....	02	330312	13.0	-5.8	-0.6	4.2	-1.1	-1.8
Process cheese, shipped in consumer packages or containers (3 lbs. or less).....	02	3303121	9.7	-5.2	0.9	3.9	-2.1	-1.8
All other process cheese and related products.....	02	3303122	15.8	-6.3	-1.7	4.3	-0.3	-1.9
Process cheese shipped in packages or containers (more than 3 lbs.) or in bulk.....	02	33031221	20.9	-2.1	-6.0	-1.9	6.6	-0.7
Cheese food, spread, and other related products.....	02	33031225	10.1	-11.2	3.8	11.7	-7.6	-3.2
Cheese substitutes and imitations.....	02	3304	36.4	0.0	12.1	0.0	5.3	0.0
Cheese substitutes and imitations.....	02	330401	36.4	0.0	12.1	0.0	5.3	0.0
Raw liquid whey.....	02	3307	-5.7	-2.2	-0.7	-0.3	-14.4	-6.9
Raw liquid whey.....	02	330701	-5.7	-2.2	-0.7	-0.3	-14.4	-6.9
Ice cream and frozen desserts.....	02	34	13.4	2.6	0.4	0.4	0.4	-0.1
Ice cream and frozen desserts.....	02	3402	13.4	2.6	0.4	0.4	0.4	-0.1
Ice Cream and frozen desserts.....	02	340201	13.4	2.6	0.4	0.4	0.4	-0.1
Ice cream, excl. lowfat and nonfat (incl. custards), shipped in bulk (containers 3 gal or more).....	02	3402011	13.8	0.2	-0.2	0.0	-0.1	-0.2
Ice cream, incl. custards (excl. lowfat and nonfat) shipped in sizes less than 3 gallons.....	02	3402012	13.6	3.5	0.6	0.7	1.0	0.1
Ice cream, including custards (excluding lowfat and nonfat), novelty forms.....	02	3402013	17.8	2.7	0.6	0.5	0.1	-0.3
Ice cream, including custards, lowfat and nonfat.....	02	3402014	11.2	2.4	0.0	0.0	0.0	0.0
Other frozen desserts (yogurt, sherbet, water ices, mellorine, frozen pudding, gelato, etc.).....	02	3402015	8.1	1.7	0.3	0.0	0.0	0.0
Dry, condensed, and evaporated milk products.....	02	35	-0.6	-0.4	-1.8	-5.1	-1.3	-0.8
Dry milk products, including feed grade.....	02	3502	-6.1	-1.5	-2.2	-7.8	-1.0	-0.7
Dry milk products, including feed grade.....	02	350201	-6.1	-1.5	-2.2	-7.8	-1.0	-0.7
Liquid milk products.....	02	3503	8.2	1.7	-1.2	-0.4	-2.1	-0.9
Consumer-type canned milk products.....	02	350301	8.0	1.5	0.0	-0.2	-1.5	-1.2
Bulk liquid milk products, including feed grade.....	02	350303	8.8	2.2	-6.0	-1.0	-4.7	0.0
Ice cream mixes and related products.....	02	3505	16.4	1.2	-0.7	0.0	-0.3	-1.1
Ice cream mixes and related products.....	02	350502	16.4	1.2	-0.7	0.0	-0.3	-1.1
Processed fruits and vegetables.....	02	4	18.5	1.0	2.9	0.9	1.8	0.3
Canned fruits and juices.....	02	41	15.1	-0.3	0.4	0.8	0.9	0.2
Canned fruits, excluding baby foods.....	02	4101	18.6	-0.6	0.3	0.5	0.3	0.2
Canned fruits, excluding baby foods.....	02	410105	18.6	-0.6	0.3	0.5	0.3	0.2
Canned and fresh fruit juices, nectars, and concentrates.....	02	4102	13.3	-0.2	0.5	0.9	1.2	0.2
Canned and fresh fruit juices, nectars, and concentrates.....	02	410239	13.3	-0.2	0.5	0.9	1.2	0.2
Frozen fruits, juices and ades.....	02	42	0.6	-0.4	-0.3	-2.3	4.7	0.0
Frozen fruits.....	02	4202	-8.5	0.6	-0.5	-5.3	-1.9	0.0
Frozen fruits.....	02	420209	-8.5	0.6	-0.5	-5.3	-1.9	0.0
Canned vegetables and juices.....	02	44	24.4	1.7	2.7	0.8	2.9	0.6
Canned vegetables and juices.....	02	4401	24.4	1.7	2.7	0.8	2.9	0.6
Canned vegetables.....	02	440102	26.1	4.0	2.2	0.3	2.3	1.5
Canned catsup and other tomato based sauces.....	02	440127	22.0	0.6	2.6	1.6	3.0	0.1

See footnotes at end of table.

Table 7. Producer price index percentage changes for commodity and service groupings and individual items, not seasonally adjusted — Continued
 [December 2022]

Title	Commodity code		Unadjusted 12-month percent change ¹	Unadjusted 1-month percent change ¹				
	Group code	Item code		Dec. 2021 to Dec. 2022 ^P	July to Aug.	Aug. to Sept. ^P	Sept. to Oct. ^P	Oct. to Nov. ^P
Frozen vegetables.....	02	45	25.0	2.0	6.9	0.9	2.1	0.1
Frozen potato products (French-fried, patties, puffs, etc.).....	02	4502	32.4	2.9	11.2	0.9	3.0	0.0
Frozen potato products (French-fried, patties, puffs, etc.).....	02	450202	32.4	2.9	11.2	0.9	3.0	0.0
Frozen vegetables, other than potato products.....	02	4505	15.7	0.8	1.3	1.0	0.9	0.1
Frozen vegetables, other than potato products.....	02	450509	15.7	0.8	1.3	1.0	0.9	0.1
Dried and dehydrated food.....	02	48	11.7	0.8	2.5	2.3	-0.6	0.5
Dried and dehydrated food.....	02	4801	11.7	0.8	2.5	2.3	-0.6	0.5
Dried and dehydrated food.....	02	480101	11.7	0.8	2.5	2.3	-0.6	0.5
Soup mixes (including dried/dehydrated/freeze-dried) and bouillon....	02	48010101	—	-2.9	4.1	6.7	-4.6	0.0
Dried and dehydrated fruits and vegetables, including freeze-dried....	02	48010102	14.5	2.9	2.2	1.2	0.8	0.8
Sugar and confectionery.....	02	5	9.1	1.0	1.1	0.4	-0.4	-0.4
Raw cane sugar and sugar cane mill products and byproducts.....	02	52	14.3	3.3	0.0	1.5	0.4	1.2
Raw cane sugar and sugarcane mill products and byproducts.....	02	5201	14.3	3.3	0.0	1.5	0.4	1.2
Raw cane sugar and sugarcane mill products and byproducts.....	02	520106	14.3	3.3	0.0	1.5	0.4	1.2
Refined sugar products and byproducts.....	02	53	9.6	0.7	4.5	0.2	-0.2	0.8
Refined sugar products and byproducts.....	02	5307	9.6	0.7	4.5	0.2	-0.2	0.8
Refined granulated cane sugar and byproducts.....	02	530701	7.5	1.1	0.0	0.4	1.3	0.9
Beet sugar.....	02	530702	11.6	0.3	8.8	0.0	-1.5	0.7
Confectionery materials.....	02	54	16.6	2.2	1.1	0.5	-3.1	-1.0
Confectionery materials.....	02	5401	16.6	2.2	1.1	0.5	-3.1	-1.0
Corn sweeteners, made by wet milling.....	02	540107	13.2	2.0	0.9	-0.6	-5.4	-1.4
Chocolate coatings, made from cacao beans.....	02	540108	—	1.2	1.0	4.1	1.1	0.3
Other chocolate and cocoa products, made from cacao beans.....	02	540109	24.2	3.6	1.8	2.4	2.5	-0.2
Confectionery end products.....	02	55	6.2	0.5	0.4	0.4	0.5	-0.6
Candy and nuts.....	02	5503	6.6	0.6	0.4	0.4	0.5	-0.6
Chocolate and chocolate-type confectionery products.....	02	550301	9.0	0.5	-0.2	0.6	1.4	-0.8
Chocolate/chocolate-type confectionery prods, cacao beans.....	02	5503011	3.7	0.0	2.1	0.5	0.0	0.0
Chocolate/confectionery products, made from purchased chocolate, not retailed.....	02	5503012	10.1	0.2	-0.6	0.7	1.8	-1.0
Chocolate/confectionery products, made from purchased chocolate, retailed.....	02	5503013	7.1	5.0	0.0	0.5	0.0	0.0
Nonchocolate-type confectionery products.....	02	550302	11.6	1.4	1.3	0.6	0.9	0.1
Nonchocolate-type confectioneries, made and packaged for shipment.....	02	5503021	11.6	1.5	1.3	0.6	0.8	0.1
Nuts and seeds (salted, roasted, cooked or blanched).....	02	550304	-0.7	0.0	0.3	-0.1	-1.1	-0.9
Nuts (salted, roasted, cooked, or blanched), sold in bulk.....	02	5503041	-6.4	-0.4	0.5	-1.4	-1.1	-3.5
Canned nuts (salted, roasted, cooked, or blanched).....	02	5503042	4.7	-0.1	-0.5	0.8	0.1	-1.0
All other packaged nuts, including all types of seeds (salted, roasted, cooked, or blanched).....	02	5503043	1.0	0.6	0.8	0.5	-1.9	1.4
Other confectionery-type products.....	02	550305	10.2	0.0	1.1	0.0	0.0	0.0
Beverages and beverage materials.....	02	6	10.3	2.7	1.3	0.3	0.8	-0.5
Alcoholic beverages.....	02	61	6.8	0.2	0.2	0.9	1.3	0.0
Malt beverages.....	02	6101	6.6	0.2	0.0	1.1	0.5	0.0
Bottled beer and ale.....	02	610101	6.3	0.4	0.2	1.3	0.6	0.1
Canned beer and ale.....	02	610103	7.4	0.1	-0.1	1.1	0.6	-0.1
Beer and ale in barrels and kegs.....	02	610105	3.4	0.3	0.2	0.3	0.2	-0.1
All other malt beverages and brewing products.....	02	610108	6.3	-0.2	1.3	2.1	0.1	-1.0
Distilled and bottled liquor, excluding brandy.....	02	6102	5.0	0.1	0.6	-0.2	0.0	0.2
Distilled liquor, excluding brandy.....	02	610202	8.9	0.2	1.4	-0.3	-0.1	0.4
Distilled whiskey, all other distilled liquor, excluding brandy.....	02	6102022	7.4	-0.1	0.0	0.0	0.2	0.0
Distillers' dried grains (dark and light) and dried solubles.....	02	6102023	10.0	0.5	2.3	-0.6	-0.3	0.7
Bottled liquor, excluding brandy.....	02	610204	1.8	-0.1	0.0	0.0	0.0	0.0
Bottled whiskey.....	02	6102041	-1.5	-1.8	0.0	0.0	0.0	0.0
Bottled gin, vodka, rum, cordials, cocktails, and similar compounds....	02	6102042	4.7	1.4	0.0	0.0	0.0	0.0
Wines, brandy, and brandy spirits.....	02	6104	8.8	0.3	0.1	1.4	4.0	0.0
Wines, brandy, and brandy spirits.....	02	610441	8.8	0.3	0.1	1.4	4.0	0.0
Wines, white, red & rose grape, and other fruit, 14 percent or less alcohol.....	02	6104411	5.0	0.0	0.2	2.0	0.0	0.0
Wines, white grape, 14 percent or less alcohol content.....	02	61044111	6.2	0.2	0.0	4.5	0.0	0.0
Wines, red grape, 14 percent or less alcohol content.....	02	61044112	4.1	-0.3	0.0	0.0	0.0	0.0
Wines, rose grape & other fruits & berries, 14 percent or less alcohol.....	02	61044113	3.7	0.6	2.0	0.0	0.0	0.0
Wines, dessert, effervescent, and wine coolers.....	02	6104412	2.2	0.0	0.0	0.0	1.1	0.0
Wines, effervescent, including sparkling (carbonated), wine coolers....	02	61044122	2.7	0.0	0.0	0.0	1.4	0.0

See footnotes at end of table.

Table 7. Producer price index percentage changes for commodity and service groupings and individual items, not seasonally adjusted — Continued
 [December 2022]

Title	Commodity code		Unadjusted 12-month percent change ¹	Unadjusted 1-month percent change ¹				
	Group code	Item code		Dec. 2021 to Dec. 2022 ^P	July to Aug.	Aug. to Sept. ^P	Sept. to Oct. ^P	Oct. to Nov. ^P
Other wines, brandy, and brandy spirits.....	02	6104413	23.6	1.2	0.0	0.0	18.7	0.0
Soft drinks.....	02	62	12.1	5.4	2.1	-0.6	0.3	-1.3
Soft drinks, non-carbonated and bottled water.....	02	6206	10.0	7.9	2.5	-0.9	0.2	-3.2
Bottled water, non-carb, processed or pasteurized.....	02	620608	16.4	1.1	0.9	0.1	0.2	0.8
Soft drinks, non-carbonated.....	02	620609	7.1	11.4	3.3	-1.4	0.2	-5.0
Soft drinks, non-carbonated, all other types.....	02	6206093	9.4	0.7	3.8	1.0	0.8	0.0
Soft drinks, non-carbonated, fruit drinks, cocktails, ades.....	02	6206094	4.9	22.2	2.8	-3.5	-0.3	-9.5
Soft drinks, bottle/can, carbonated, all types.....	02	6210	13.7	3.5	1.7	-0.3	0.3	0.1
Soft drinks, bottle/can, carbonated, all types.....	02	621001	13.7	3.5	1.7	-0.3	0.3	0.1
Packaged beverage materials.....	02	63	18.2	1.9	3.4	1.0	0.6	0.4
Coffee (whole bean, ground, & instant).....	02	6301	19.8	2.1	3.9	0.9	0.7	0.4
Coffee, concentrated, including coffee substitutes.....	02	630103	13.3	0.2	0.0	0.0	0.0	0.0
Roasted coffee.....	02	630104	20.3	2.3	4.2	1.0	0.7	0.4
Tea in consumer packages, exc. canned ice tea.....	02	6303	7.0	0.0	0.1	1.2	0.4	0.0
Tea in consumer packages, exc. canned ice tea.....	02	630313	7.0	0.0	0.1	1.2	0.4	0.0
Other beverage materials.....	02	64	14.2	5.1	0.0	0.0	0.0	0.4
Other beverage materials.....	02	6401	14.2	5.1	0.0	0.0	0.0	0.4
Malt and malt byproducts.....	02	640101	11.4	0.2	-0.1	0.0	-0.1	0.1
Liquid beverage bases, excluding use by soft drink bottlers.....	02	640109	6.4	2.2	0.0	0.0	0.0	1.8
Fats and oils.....	02	7	11.6	-1.2	-0.2	-2.4	2.5	-3.0
Shortening, cooking oil, and margarine.....	02	78	12.7	-0.8	-1.2	-3.4	2.9	-3.5
Shortening, cooking oil, and margarine.....	02	7801	12.7	-0.8	-1.2	-3.4	2.9	-3.5
Margarine, butter blends, and butter substitutes.....	02	780109	-	3.9	-0.5	0.0	-	-
Shortening and cooking oils.....	02	780115	12.7	-1.3	-1.3	-3.7	3.1	-3.9
Other oilseed processing.....	02	7A	8.0	-1.5	0.5	1.8	-0.4	-1.1
Other oilseed processing.....	02	7A01	8.0	-1.5	0.5	1.8	-0.4	-1.1
Cotton linters.....	02	7A0104	87.7	16.2	0.8	4.5	0.1	0.4
Cottonseed cake, meal, hulls, and other byproducts.....	02	7A0105	23.8	1.8	9.9	8.1	-0.3	-4.7
Cottonseed cake and meal.....	02	7A01051	29.7	3.3	14.1	11.5	-0.8	-7.0
Other crude and refined vegetable oils and other vegetable mill products.....	02	7A0106	2.7	-1.7	-0.5	0.7	-1.5	0.1
Other crude vegetable oils, including linseed, peanut, sunflower, safflower, etc.....	02	7A01061	1.3	-1.5	-0.5	1.1	-0.9	0.0
Other vegetable oil mill products, including all oil seed cake and meal.....	02	7A01063	7.0	-0.6	1.5	1.0	-2.7	0.2
Corn oil, crude and refined.....	02	7B	7.1	-5.6	10.9	-1.7	4.2	-2.9
Corn oil, made by wet milling.....	02	7B01	7.1	-5.6	10.9	-1.7	4.2	-2.9
Corn oil, made by wet milling.....	02	7B0101	7.1	-5.6	10.9	-1.7	4.2	-2.9
Miscellaneous processed foods.....	02	8	20.6	0.2	1.2	2.5	1.0	1.1
Canned jams, jellies, and preserves.....	02	81	8.4	0.1	0.0	0.0	0.0	-0.1
Canned jams, jellies, and preserves.....	02	8101	8.4	0.1	0.0	0.0	0.0	-0.1
Canned jams, jellies, and preserves.....	02	810102	8.4	0.1	0.0	0.0	0.0	-0.1
Pickles and other pickled products, including horseradish.....	02	82	14.0	0.1	0.0	0.7	0.6	0.0
Pickles and other pickled products.....	02	8201	14.0	0.1	0.0	0.7	0.6	0.0
Pickles and other pickled products, including horseradish.....	02	820106	14.0	0.1	0.0	0.7	0.6	0.0
Specialty canning.....	02	84	24.3	-0.2	0.7	0.0	0.2	0.4
Specialty canning.....	02	8401	24.3	-0.2	0.7	0.0	0.2	0.4
Canned dry beans.....	02	840102	15.2	1.3	-0.1	0.2	1.2	2.0
Canned soups and stews, excluding frozen and seafood.....	02	840104	28.8	0.0	1.0	0.0	0.0	0.0
Canned baby foods and other canned specialties/nationality foods.....	02	840105	18.4	-2.9	0.4	0.0	0.0	0.0
Frozen specialty food.....	02	85	16.7	0.3	2.3	0.0	0.6	0.1
Frozen specialty food.....	02	8501	16.7	0.3	2.3	0.0	0.6	0.1
Frozen cakes, pies, and other pastries.....	02	850109	12.2	0.1	-0.5	1.0	-0.1	0.2
Frozen dinners (beef, pork, and poultry pies) and nationality foods, incl. frozen pizza.....	02	850111	14.4	0.4	3.2	-0.4	0.9	0.0
Other frozen specialties, incl. all whipped topping, waffles, soups, etc., excluding seafood.....	02	850113	36.1	0.0	3.0	0.1	0.2	0.0
Prepared sauces, except tomato.....	02	86	12.9	0.7	3.4	1.7	0.5	0.0
Prepared sauces, excluding tomato-based sauces and sauces comprised of 20 percent or more meat.....	02	8601	12.9	0.7	3.4	1.7	0.5	0.0
Prepared sauces, excluding tomato-based sauces and sauces comprised of 20 percent or more meat.....	02	860103	12.9	0.7	3.4	1.7	0.5	0.0

See footnotes at end of table.

Table 7. Producer price index percentage changes for commodity and service groupings and individual items, not seasonally adjusted — Continued
 [December 2022]

Title	Commodity code		Unadjusted 12-month percent change ¹	Unadjusted 1-month percent change ¹				
	Group code	Item code		Dec. 2021 to Dec. 2022 ^P	July to Aug.	Aug. to Sept. ^P	Sept. to Oct. ^P	Oct. to Nov. ^P
Other miscellaneous processed foods.....	02	89	14.0	0.7	1.8	1.5	1.6	0.6
Other miscellaneous processed foods.....	02	8901	14.0	0.7	1.8	1.5	1.6	0.6
Mayonnaise, salad dressings, and sandwich spreads.....	02	890102	14.1	0.3	5.5	-0.2	0.0	0.2
Dry mix food preparations.....	02	890148	7.5	0.0	0.4	1.1	0.0	0.9
Perishable non-frozen prepared food, including tortillas.....	02	890149	21.8	2.5	2.1	6.7	5.1	1.6
Perishable prepared foods.....	02	8901492	23.0	1.2	1.7	8.2	5.9	2.1
Flavoring extracts, emulsions, liquid flavors, and food colorings.....	02	890151	0.2	0.0	0.1	0.0	0.0	0.0
Other flavoring agents, except chocolate syrup.....	02	890154	17.9	1.2	5.2	0.5	0.0	0.0
Soft drink flavoring syrup, sold in bulk.....	02	89015411	4.2	0.0	0.0	0.0	0.0	0.0
Other flavoring agents (except chocolate syrups).....	02	89015412	10.8	0.0	0.0	1.0	0.0	0.0
Table salt (evaporated), pepper (white and black), and other spices.....	02	890156	7.8	1.1	-0.2	0.2	0.3	1.4
Pepper and other spices in commercial sizes (1 lb or more).....	02	8901566	1.5	1.4	1.3	-0.5	1.1	3.7
Peanut butter.....	02	890158	6.3	2.0	-0.5	-0.1	-0.5	-0.5
Ice.....	02	890161	19.9	0.1	0.0	7.4	1.1	5.4
Dairy product substitutes.....	02	890162	5.8	0.3	0.0	0.2	1.9	2.8
Liquid dairy product substitutes.....	02	8901622	0.7	0.3	0.0	0.1	0.0	6.7
Chips (potato, corn, etc.).....	02	890172	15.8	0.0	0.7	1.3	1.6	0.0
Potato chips and sticks, plain and flavored.....	02	8901721	16.1	0.0	1.3	2.7	1.8	-0.1
Corn chips and related products.....	02	8901722	18.4	0.0	0.3	0.9	2.7	0.0
Other chips, sticks (hard pretzels, bacon rinds, popcorn (except candied), etc.).....	02	8901723	12.1	0.0	0.6	0.0	0.0	0.0
Vinegar and cider.....	02	890174	7.9	0.7	-0.5	0.0	0.0	0.0
Prepared animal feeds.....	02	9	14.1	1.0	0.2	-1.7	0.6	-0.4
Soybean cake, meal, and other byproducts.....	02	92	10.3	2.9	1.1	-5.2	1.6	-0.3
Soybean cake, meal, and byproducts.....	02	9201	10.3	2.9	1.1	-5.2	1.6	-0.3
Soybean cake, meal, and byproducts.....	02	920112	10.3	2.9	1.1	-5.2	1.6	-0.3
Soybean cake and meal.....	02	9201121	7.5	2.5	-0.9	-3.6	-1.4	1.3
Other soybean products, including isolates and concentrates.....	02	9201122	46.4	8.0	22.8	-19.1	34.0	-13.4
Formula feeds.....	02	93	12.3	0.7	0.4	-1.9	-0.3	-0.6
Formula feeds.....	02	9301	12.3	0.7	0.4	-1.9	-0.3	-0.6
Chicken and turkey feed, supplements, concentrates, and premixes.....	02	930102	17.0	0.2	0.6	-3.2	-0.9	-0.4
Dairy cattle feed, supplements, concentrates, and premixes.....	02	930110	22.5	1.7	2.3	-1.0	0.2	1.7
Swine feed, supplements, concentrates, and premixes.....	02	930115	-12.7	-3.1	-1.7	-2.8	-0.1	-3.9
Beef cattle feed, supplements, concentrates, and premixes.....	02	930117	11.1	5.7	-2.3	0.5	0.0	-2.8
Poultry, exc. chicken and turkey, and livestock, exc. cattle and swine, feed.....	02	930118	11.6	0.0	1.4	0.2	0.2	0.2
Miscellaneous feedstuffs.....	02	94	16.8	0.5	-0.2	-0.3	0.9	-0.4
Pet food.....	02	9402	14.4	0.9	0.2	0.0	0.8	0.1
Dog and cat food.....	02	940202	14.6	0.9	0.0	0.0	0.9	0.1
Dog food.....	02	9402021	14.9	0.9	0.0	0.0	1.2	0.1
Canned dog food.....	02	94020211	22.8	1.4	0.0	0.0	0.1	0.0
Dry and semi moist dog food.....	02	94020214	11.9	0.7	0.0	0.1	1.8	0.2
Cat food.....	02	9402022	13.5	0.9	0.0	0.0	0.0	0.0
Canned cat food.....	02	94020224	18.8	0.9	0.0	0.0	0.0	0.0
Dry and semi moist cat food.....	02	94020225	5.2	1.0	0.0	0.0	0.1	0.0
Pet (excluding dog and cat), laboratory, and fur animal feed.....	02	940203	13.4	0.9	1.8	0.1	-0.4	0.6
Miscellaneous feedstuffs other than pet food.....	02	9403	20.8	-0.2	-0.9	-0.8	1.0	-1.3
Meat meal and meat and bone meal.....	02	940301	94.1	1.4	-8.7	-11.5	3.1	5.3
Wet process corn byproducts.....	02	940317	25.2	-2.0	-2.0	1.4	1.6	-0.2
Other animal feeds, including fertilizer byproducts and feather.....	02	940325	13.6	0.2	3.7	-3.2	-2.5	1.1
Animal and marine feed and fertilizer byproducts, except meat and bone meal.....	02	9403252	11.5	4.6	6.2	-5.9	-5.4	3.6
Other prepared animal feeds, including feeding materials and adjuncts.....	02	9403253	15.4	-3.4	1.4	-0.7	0.0	-0.9
Miscellaneous byproducts of slaughtering plants.....	02	940333	10.9	0.7	-0.9	2.2	2.7	-5.5
Textile products and apparel.....	03	-	8.6	1.0	0.0	-0.3	0.0	-0.3
Synthetic fibers.....	03	1	6.4	2.2	1.0	0.1	-0.2	-1.2
Unprocessed filament yarns.....	03	15	6.4	2.2	1.0	0.1	-0.2	-1.2
Noncellulosic and cellulosic organic fibers.....	03	1504	-	2.2	1.0	0.1	-0.2	-1.2
Noncellulosic fibers.....	03	150401	6.4	2.2	1.0	0.1	-0.2	-1.2
Noncellulosic organic fibers.....	03	1504014	7.8	2.9	1.3	0.1	-0.2	-1.6
Polyester manufactured fibers.....	03	15040147	23.1	-0.6	5.0	1.7	-0.8	-3.2
Other noncellulosic organic fibers, incl. polyamide, polyolefin, and producer-textured.....	03	15040149	3.7	4.0	0.2	-0.4	0.0	-1.0

See footnotes at end of table.

Table 7. Producer price index percentage changes for commodity and service groupings and individual items, not seasonally adjusted — Continued
 [December 2022]

Title	Commodity code		Unadjusted 12-month percent change ¹	Unadjusted 1-month percent change ¹				
	Group code	Item code		Dec. 2021 to Dec. 2022 ^P	July to Aug.	Aug. to Sept. ^P	Sept. to Oct. ^P	Oct. to Nov. ^P
Processed yarns and threads.....	03	2	8.5	-0.1	-3.0	-3.8	-1.5	0.2
Yarns.....	03	26	8.7	-0.1	-3.0	-3.9	-1.6	0.2
Spun cotton yarns.....	03	2601	5.1	0.0	-3.3	-7.0	-3.5	-1.3
Spun cotton yarns.....	03	260115	—	0.0	-3.3	-7.0	-3.5	-1.3
Spun synthetic yarns.....	03	2603	-2.4	0.0	-7.8	-8.5	0.0	0.0
Spun synthetic yarns.....	03	260304	-2.4	0.0	-7.8	-8.5	0.0	0.0
Rayon, acetate, and lyocell spun yarns.....	03	2603041	—	—	0.0	-0.5	0.0	0.0
Textured and twisted yarns.....	03	2604	13.8	-0.3	-1.2	0.0	-0.6	0.3
Textured and twisted yarns.....	03	260405	—	-0.3	-1.2	0.0	-0.6	0.3
Other spun noncellulosic and natural fiber (excluding cotton and wool) yarns.....	03	2607	17.9	-0.1	-3.0	-2.5	-0.4	4.7
Other spun noncellulosic and natural fiber (excluding cotton and wool) yarns.....	03	260701	17.9	-0.1	-3.0	-2.5	-0.4	4.7
Greige fabrics.....	03	3	9.6	0.9	0.2	-0.4	-1.4	-0.3
Greige broadwoven fabrics.....	03	37	8.8	0.0	0.3	-0.1	-0.5	-0.5
Greige manmade, silk, and other natural fiber (exc cotton/wool) broadwoven fabrics.....	03	3703	8.3	-0.3	0.0	0.1	-0.1	0.2
Greige manmade, silk, and other natural fiber (exc cotton/wool) broadwoven fabrics.....	03	370304	8.3	-0.3	0.0	0.1	-0.1	0.2
Greige knit fabrics.....	03	38	10.3	2.3	0.1	0.0	-0.3	0.0
Weft (circular) knit fabrics, greige goods (excluding hosiery).....	03	3803	4.9	2.4	0.3	0.0	0.0	0.0
Weft (circular) knit fabrics, greige goods (excluding hosiery).....	03	380301	4.9	2.4	0.3	0.0	0.0	0.0
Warp knit fabrics, greige goods (excluding hosiery).....	03	3804	19.6	2.2	-0.1	0.0	-0.7	0.0
Warp knit fabrics, greige goods (excluding hosiery).....	03	380401	19.6	2.2	-0.1	0.0	-0.7	0.0
Tire cord and tire fabric.....	03	39	11.1	2.1	0.0	-1.2	-3.5	0.0
Tire cord and tire fabrics.....	03	3901	11.1	2.1	0.0	-1.2	-3.5	0.0
Tire cord and tire fabrics.....	03	390101	11.1	2.1	0.0	-1.2	-3.5	0.0
Finished fabrics.....	03	4	8.6	0.6	0.0	-0.3	0.7	-0.5
Finished broadwoven fabrics.....	03	42	1.4	0.5	-0.6	-1.4	0.1	-3.0
Finished cotton broadwoven fabrics.....	03	4201	15.6	4.2	1.7	-3.3	1.0	0.5
Finished cotton broadwoven fabrics.....	03	420104	15.6	4.2	1.7	-3.3	1.0	0.5
Finished manmade, silk, and other natural fiber (exc. cotton and wool) broadwoven fabrics.....	03	4203	-2.8	-0.7	-1.4	-0.7	-0.1	-4.3
Finished manmade, silk, and other natural fiber (exc. cotton and wool) broadwoven fabrics.....	03	420306	-2.8	-0.7	-1.4	-0.7	-0.1	-4.3
Finished manmade, silk, & natural fiber (exc cotton/wool) broadwoven, finished in weaving mills.....	03	4203061	6.6	1.6	0.3	0.0	0.2	0.1
Finished manmade fiber, silk and other natural fiber broadwoven fabrics, finishing mill.....	03	4203062	-7.3	-1.8	-2.2	-1.1	-0.3	-6.5
Woven and braided narrow fabrics.....	03	44	13.3	0.4	1.4	1.1	0.0	0.0
Woven and braided narrow fabrics.....	03	4402	13.3	0.4	1.4	1.1	0.0	0.0
Woven narrow fabrics (12 inches or less in width).....	03	440204	10.5	0.6	0.0	0.0	0.0	0.0
Braided narrow fabrics (12 inches or less in width).....	03	440205	18.4	0.0	4.0	3.0	0.0	0.0
Nonwoven fabrics and felts.....	03	45	8.7	0.3	-0.1	-0.7	1.0	0.0
Nonwoven fabrics and felts.....	03	4503	8.7	0.3	-0.1	-0.7	1.0	0.0
Nonwoven fabrics.....	03	450321	8.6	0.4	-0.1	-0.7	1.0	0.1
Pressed, punched, or needled felts, excluding hats.....	03	450333	10.6	-1.2	0.2	0.1	2.3	-0.9
Coated fabrics, not rubberized.....	03	46	13.4	-0.1	0.2	0.3	0.3	-0.3
Coated fabrics, not rubberized.....	03	4601	13.4	-0.1	0.2	0.3	0.3	-0.3
Vinyl coated fabrics, including expanded vinyl coated.....	03	460102	8.2	0.8	0.0	0.7	-0.4	0.0
Coated or laminated fabrics and coated yarns, incl. impregnated fabrics.....	03	460103	15.3	-0.4	0.3	0.2	0.5	-0.3
Screen printed textile materials, embroideries, and lace goods.....	03	47	9.3	0.7	0.1	0.1	1.1	0.0
Screen printed textile and apparel materials and embroideries.....	03	4701	9.2	0.7	0.1	0.1	1.1	0.0
Embroideries (excluding Schiffli machine products) and embroidery contractors.....	03	470103	5.0	0.9	0.4	0.0	0.6	0.1
Screen printing on garments, apparel accessories, and other fabric articles, excluding labels.....	03	470108	10.3	0.7	0.0	0.1	1.2	0.0
Knit fabrics, finished in knitting mills.....	03	48	18.2	3.4	0.6	1.8	-0.1	1.3
Weft (circular) knit fabrics, knit and finished in the same establishment (excluding hosiery).....	03	4801	19.5	1.4	0.4	3.7	0.0	0.0
Weft (circular) knit fabrics, knit and finished in the same establishment (excluding hosiery).....	03	480101	19.5	1.4	0.4	3.7	0.0	0.0
Warp knit goods, knit and finished in the same establishment.....	03	4802	16.9	5.3	0.7	0.0	-0.1	2.4
Warp knit goods, knit and finished in the same establishment.....	03	480201	16.9	5.3	0.7	0.0	-0.1	2.4

See footnotes at end of table.

Table 7. Producer price index percentage changes for commodity and service groupings and individual items, not seasonally adjusted — Continued
 [December 2022]

Title	Commodity code		Unadjusted 12-month percent change ¹	Unadjusted 1-month percent change ¹				
	Group code	Item code		Dec. 2021 to Dec. 2022 ^P	July to Aug.	Aug. to Sept. ^P	Sept. to Oct. ^P	Oct. to Nov. ^P
Warp knit fabrics, knit and finished in same establishment.....	03	4802011	16.7	5.5	0.8	0.0	0.0	2.4
Apparel & other fabricated textile prods.....	03	8	6.5	0.9	0.2	0.4	0.5	0.1
Apparel.....	03	81	4.9	0.2	0.4	0.0	0.1	0.0
Miscellaneous apparel and accessories.....	03	8104	7.6	0.3	0.1	0.0	0.1	0.1
Men's and boys' fabric, straw, and felt hats, made from purchased materials.....	03	810414	10.4	0.0	0.0	0.0	0.0	0.0
Hat bodies and fabric caps, made from purchased materials.....	03	810416	1.9	0.0	1.3	0.0	0.0	0.0
Gloves and mittens, made from purchased materials.....	03	810424	6.9	1.0	0.0	0.7	0.0	0.0
Leather and sheep-lined apparel, made from purchased materials.....	03	810428	8.1	0.0	0.0	0.0	1.7	0.0
Apparel and accessories, n.e.c.....	03	810441	8.2	0.4	0.0	-0.1	0.0	0.1
All other cut and sew apparel, made from purchased materials.....	03	8104411	5.3	0.0	0.0	-0.1	0.1	0.0
Team sport uniforms, men's and boys', made from purchased fabrics.....	03	81044111	8.0	0.0	-0.1	-0.7	0.4	0.0
Vestments and costumes, made from purchased materials.....	03	81044115	-	0.0	0.0	0.0	0.0	-
Fabricated apparel accessories.....	03	8104412	15.1	1.1	0.0	0.0	0.0	0.3
All other apparel accessories, made from purchased materials.....	03	81044125	15.3	1.2	0.0	0.0	0.0	0.4
Women's, girls', and infants' cut and sew apparel.....	03	8106	0.6	0.1	0.1	-0.1	0.0	0.0
Women's and girls' knit shirts and blouses, made from purchased fabrics.....	03	810601	0.1	0.0	0.0	0.0	0.0	0.0
Women's and girls' woven shirts and blouses, made from purchased fabrics.....	03	810602	0.4	0.0	0.0	0.0	0.0	0.0
Women's and girls' dresses, made from purchased fabrics.....	03	810611	0.2	0.0	0.0	0.0	0.0	0.0
Women's and girls' skirts, made from purchased fabrics.....	03	810623	0.5	0.0	0.0	-5.6	0.0	0.0
Women's and girls' slacks, jeans, & jean-cut casual slacks (exc sweatpants), mfpm.....	03	810631	0.0	0.0	0.0	0.0	0.0	0.0
Women's and girls' swimwear, made from purchased fabrics.....	03	810632	0.1	1.2	0.8	0.0	-0.7	-0.1
Women's and girls' shorts, including tennis skirts, made from purchased fabrics.....	03	810637	4.5	0.0	0.0	0.0	0.0	0.0
Women's and girls' nontailored coats, jackets, vests, and washable service apparel, mfpm.....	03	810639	0.7	0.0	0.0	0.0	0.0	0.0
Women's and girls' underwear, excluding foundation garments, made from purchased fabrics.....	03	810641	4.8	0.0	0.0	0.0	0.0	0.0
Women's and girls' nightwear, excluding robes and dressing gowns, made from purchased fabrics.....	03	810642	-	0.0	0.0	0.0	0.0	-
Men's and boys' cut and sew apparel.....	03	8107	11.4	0.6	1.5	0.0	0.5	0.0
Men's and boys' work clothing and washable service apparel (excl. work shirts and jeans), mfpm.....	03	810712	3.3	-1.0	1.1	0.0	0.4	0.0
Men's and boys' knit dress and sport shirts, made from purchased fabrics.....	03	810721	5.8	0.0	0.0	0.0	0.0	0.0
Men's and boys' woven dress and sport shirts, made from purchased fabrics.....	03	810722	-	-3.2	0.0	0.0	0.0	0.0
Men's and boys' suits, coats, and overcoats.....	03	810735	12.7	7.0	0.0	0.0	0.0	0.0
Men's and boys' nontailored coats, jackets, and vests (excl. ski apparel & work jackets).....	03	810741	21.4	0.0	-0.3	0.0	2.2	0.0
Men's and boys' heavyweight nontailored coats, jackets, and vests (excl. ski apparel & work).....	03	8107411	5.9	0.0	0.4	0.0	0.5	0.0
Men's and boys' lightweight nontailored coats, jackets, and vests (excl. ski apparel & work).....	03	8107412	42.2	0.0	-1.0	0.0	3.9	0.0
Men's and boys' shorts (including dress and athletic) and swimwear, made from purchased fabric.....	03	810742	-	0.0	0.0	-1.0	0.0	-
Men's and boys' sweaters, sweatpants, jogging suits, beachwear (exc. swimwear), & ski apparel.....	03	810743	7.2	0.0	0.0	0.0	0.0	0.0
Men's and boys' nightwear, robes, and underwear, made from purchased fabrics.....	03	810761	7.8	0.0	0.0	0.0	0.0	0.0
Apparel made in knitting mills.....	03	8108	4.3	0.0	0.0	0.0	0.0	0.0
Knit outerwear, underwear, and nightwear, made in knitting mills.....	03	810808	2.0	0.0	0.0	0.0	0.0	0.0
Hosiery and socks.....	03	810831	5.1	0.0	0.0	0.0	0.0	0.0
Textile house furnishings.....	03	82	3.7	-0.8	0.3	1.9	0.0	0.0
Textile house furnishings.....	03	8203	3.7	-0.8	0.3	1.9	0.0	0.0
Curtains and draperies, made from purchased materials.....	03	820304	10.4	0.0	0.0	5.1	0.0	0.0
Other textiles, including towels and bed textiles.....	03	820312	1.9	-1.1	0.3	1.0	0.0	0.0
Fabricated textile products, made in weaving mills.....	03	8203121	-7.9	0.0	0.0	-3.4	0.0	0.0
Other household textile products.....	03	8203122	2.4	-1.1	0.4	1.2	0.0	0.0
Bedspreads, made from purchased materials.....	03	82031221	5.5	0.0	0.0	0.0	0.0	0.0
Sheets and pillowcases, made from purchased materials.....	03	82031223	7.0	0.0	0.0	0.0	0.0	0.0
Other household furnishings, made from purchased materials.....	03	82031226	1.6	-1.4	0.4	1.5	0.0	0.0
Industrial and other fabricated products.....	03	83	9.5	2.3	0.0	0.3	1.1	0.2
Industrial and other fabricated products.....	03	8303	9.5	2.3	0.0	0.3	1.1	0.2
Rope, cordage, and twine.....	03	830321	2.0	-0.3	0.2	-0.8	-0.2	-0.7

See footnotes at end of table.

Table 7. Producer price index percentage changes for commodity and service groupings and individual items, not seasonally adjusted — Continued
[December 2022]

Title	Commodity code		Unadjusted 12-month percent change ¹	Unadjusted 1-month percent change ¹				
	Group code	Item code		Dec. 2021 to Dec. 2022 ^P	July to Aug.	Aug. to Sept. ^P	Sept. to Oct. ^P	Oct. to Nov. ^P
All other textile bags.....	03	830334	5.6	0.0	0.0	0.0	1.6	-0.7
Canvas and related products.....	03	830345	8.3	0.1	0.0	0.7	0.0	0.5
All other fabricated textile products, excluding trimming and findings....	03	830351	12.0	4.7	-0.1	0.2	2.0	0.3
All other miscellaneous fabricated textile products.....	03	8303516	13.1	2.2	0.2	0.3	2.8	0.4
Trimming and findings, excluding automobile and apparel.....	03	830361	10.0	0.9	0.0	0.0	0.0	0.0
Miscellaneous textile products/services.....	03	9	29.3	3.0	2.5	2.1	-0.3	0.9
Miscellaneous textile products/services.....	03	94	29.3	3.0	2.5	2.1	-0.3	0.9
Miscellaneous textile products/services.....	03	9401	29.3	3.0	2.5	2.1	-0.3	0.9
Textile and fabric finishing, except broadwoven.....	03	940103	28.7	3.5	3.7	2.4	-0.3	-0.6
Hides, skins, leather, and related products.....	04	—	0.6	-0.1	1.3	0.9	-1.8	-0.3
Hides and skins, incl. cattle.....	04	1	-14.6	-1.2	0.8	3.8	-7.9	-0.4
Hides and skins, incl. cattle.....	04	19	-14.6	-1.2	0.8	3.8	-7.9	-0.4
Hides, skins, and pelts, made in slaughtering plants.....	04	1901	-14.6	-1.2	0.8	3.8	-7.9	-0.4
Hides, skins, and pelts, made in slaughtering plants.....	04	190108	-14.6	-1.2	0.8	3.8	-7.9	-0.4
Leather.....	04	2	-1.8	-1.0	0.1	-0.7	-1.0	-1.2
Finished and unfinished leather.....	04	27	-1.8	-1.0	0.1	-0.7	-1.0	-1.2
Finished and unfinished leather.....	04	2701	-1.8	-1.0	0.1	-0.7	-1.0	-1.2
Finished and unfinished leather.....	04	270102	-1.8	-1.0	0.1	-0.7	-1.0	-1.2
Footwear.....	04	3	10.3	1.1	3.6	0.7	0.0	0.0
Men's nonathletic footwear.....	04	31	13.7	1.5	5.4	0.8	0.0	0.0
Men's footwear (size 6 and larger), excluding athletic.....	04	3105	13.7	1.5	5.4	0.8	0.0	0.0
Men's footwear (size 6 and larger), excluding athletic.....	04	310501	13.7	1.5	5.4	0.8	0.0	0.0
Women's nonathletic footwear.....	04	32	3.5	0.4	0.0	0.5	0.1	0.0
Women's footwear (size 4 and larger), excluding athletic.....	04	3205	3.5	0.4	0.0	0.5	0.1	0.0
Women's footwear (size 4 and larger), excluding athletic.....	04	320501	3.5	0.4	0.0	0.5	0.1	0.0
Other footwear including slippers.....	04	39	—	—	0.0	0.0	0.0	—
Other footwear, excluding rubber and plastic soled footwear.....	04	3901	—	—	0.0	0.0	0.0	—
Other footwear, excluding rubber and plastic soled footwear.....	04	390104	—	—	0.0	0.0	0.0	—
Other leather and related products.....	04	4	4.3	0.0	0.0	0.1	0.1	0.1
Luggage and small leather goods.....	04	41	2.5	0.2	0.0	0.1	0.0	0.0
Luggage and small leather goods.....	04	4101	2.5	0.2	0.0	0.1	0.0	0.0
Luggage (including suitcases, travel bags, backpacks, and other types).....	04	410112	3.3	0.2	0.0	0.0	0.0	0.0
Women's and children's handbags and purses.....	04	410128	0.1	0.0	0.0	0.1	0.0	0.0
Personal leather goods (excluding women's handbags and purses).....	04	410132	6.2	0.4	0.0	0.0	0.0	0.0
Leather and leather-like goods, n.e.c.....	04	45	6.4	-0.1	0.0	0.2	0.2	0.1
Leather and leather-like goods, n.e.c.....	04	4501	6.4	-0.1	0.0	0.2	0.2	0.1
All other leather goods.....	04	450101	6.7	-0.1	0.0	0.2	0.2	0.2
Boot and shoe cut stock and findings.....	04	4501011	9.4	1.0	0.0	1.3	0.0	0.0
All other miscellaneous leather goods.....	04	4501014	6.2	-0.4	0.0	0.0	0.2	0.2
Leather belts, made from purchased materials.....	04	450111	4.0	0.0	0.0	0.0	0.0	0.0
Fuels and related products and power.....	05	—	11.8	-2.8	-1.0	-3.2	-4.5	-7.7
Coal.....	05	1	48.7	-2.8	1.3	0.3	-1.5	-6.3
Anthracite.....	05	11	36.0	2.8	4.8	1.2	0.0	0.0
Prepared anthracite shipped.....	05	1101	36.0	2.8	4.8	1.2	0.0	0.0
Prepared anthracite shipped.....	05	110117	36.0	2.8	4.8	1.2	0.0	0.0
Bituminous coal and lignite.....	05	12	48.8	-2.8	1.3	0.3	-1.5	-6.3
Unprepared bituminous coal and lignite.....	05	1208	33.4	0.7	2.4	0.3	-0.2	-0.3
Unprepared bituminous coal and lignite.....	05	12081	33.4	0.7	2.4	0.3	-0.2	-0.3
Unprepared bituminous coal and lignite from surface mine.....	05	120811	33.4	0.7	2.4	0.3	-0.2	-0.3
Prepared bituminous coal and lignite.....	05	1209	51.8	-3.3	1.1	0.3	-1.7	-7.3
Prepared bituminous coal & lignite, washed by wet-washing, pneumatic, or other.....	05	12091	62.5	-2.9	0.7	0.5	0.1	-11.8
Prepared bituminous coal & lignite surface mine, wet-washing, pneumatic, or other.....	05	120911	5.9	0.0	0.0	0.0	0.0	0.0
Prepared bituminous coal & lignite underground mine, wet-washing, pneumatic, or other.....	05	120912	91.0	-3.6	0.8	0.6	0.1	-14.6
Prepared bituminous coal & lignite, mechanically crushed/screened/sized only.....	05	12092	37.6	-4.1	1.9	0.0	-4.7	0.7
Prepared bituminous coal & lignite surface mine, mechanically crushed/screened/sized only.....	05	120921	14.2	-0.4	3.2	2.4	1.4	1.2

See footnotes at end of table.

Table 7. Producer price index percentage changes for commodity and service groupings and individual items, not seasonally adjusted — Continued
 [December 2022]

Title	Commodity code		Unadjusted 12-month percent change ¹	Unadjusted 1-month percent change ¹				
	Group code	Item code		Dec. 2021 to Dec. 2022 ^P	July to Aug.	Aug. to Sept. ^P	Sept. to Oct. ^P	Oct. to Nov. ^P
Prepared bituminous coal underground mine, mechanically crushed/screened/sized only.....	05	120922	120.0	-8.8	0.0	-3.4	-14.1	0.0
Gas fuels.....	05	3	22.9	24.2	-8.7	-33.3	-11.7	34.8
Natural gas.....	05	31	29.1	29.3	-8.0	-35.7	-15.7	45.3
Natural gas.....	05	3101	29.1	29.3	-8.0	-35.7	-15.7	45.3
Natural gas.....	05	310105	29.1	29.3	-8.0	-35.7	-15.7	45.3
Natural gas from the wellhead.....	05	3101051	26.5	30.1	-8.5	-35.9	-16.6	43.6
Natural gas from processing facilities.....	05	3101052	46.6	23.4	-4.4	-34.4	-9.1	55.9
Liquefied petroleum gas.....	05	32	-10.1	-4.2	-14.5	-14.0	12.4	-12.9
Liquefied petroleum gas.....	05	3201	-10.1	-4.2	-14.5	-14.0	12.4	-12.9
Isopentane and natural gasoline.....	05	320102	-10.8	-9.6	-9.3	5.6	-4.7	-4.2
Propane.....	05	320104	-38.9	-5.6	-11.1	-15.9	2.9	-22.2
Butane.....	05	320105	-32.8	-7.4	-11.7	-8.9	2.8	-9.7
Plant condensate, ethane, gas mixtures, and other natural gas liquids...	05	320108	12.4	-1.9	-17.3	-18.7	23.0	-12.4
Electric power.....	05	4	12.4	1.7	0.1	-3.6	-3.0	0.9
Residential electric power.....	05	41	12.3	1.6	-0.4	-1.5	-1.5	0.4
Residential electric power.....	05	4121	12.3	1.6	-0.4	-1.5	-1.5	0.4
Residential electric power.....	05	412101	12.3	1.6	-0.4	-1.5	-1.5	0.4
Residential electric power, New England.....	05	4121011	23.4	0.0	0.0	7.9	0.0	1.1
Residential electric power, Middle Atlantic.....	05	4121012	18.1	5.4	1.8	1.9	-3.2	2.5
Residential electric power, East North Central.....	05	4121013	5.5	0.9	0.5	-7.7	0.3	2.4
Residential electric power, West North Central.....	05	4121014	6.3	1.5	0.3	-5.8	-5.0	-3.1
Residential electric power, South Atlantic.....	05	4121015	10.7	0.1	0.8	-1.9	-1.1	0.6
Residential electric power, East South Central.....	05	4121016	7.7	5.2	-7.6	-2.0	-0.9	1.3
Residential electric power, West South Central.....	05	4121017	19.4	2.8	-1.6	-2.3	-2.4	-2.4
Residential electric power, Mountain.....	05	4121018	4.6	0.0	-1.4	0.5	-3.2	0.1
Residential electric power, Pacific.....	05	4121019	13.6	-0.1	0.0	0.1	0.0	0.0
Commercial electric power.....	05	42	13.2	2.0	0.1	-5.1	-4.1	0.8
Commercial electric power.....	05	4221	13.2	2.0	0.1	-5.1	-4.1	0.8
Commercial electric power.....	05	422101	13.2	2.0	0.1	-5.1	-4.1	0.8
Commercial electric power, New England.....	05	4221011	21.1	0.0	0.0	1.2	0.0	1.2
Commercial electric power, Middle Atlantic.....	05	4221012	19.7	7.4	-0.7	-6.9	-6.5	4.7
Commercial electric power, East North Central.....	05	4221013	5.7	0.2	0.7	-8.0	-0.5	2.7
Commercial electric power, West North Central.....	05	4221014	5.0	2.6	0.4	-2.6	-5.1	-5.8
Commercial electric power, South Atlantic.....	05	4221015	10.4	0.2	1.1	-0.5	-0.1	0.9
Commercial electric power, East South Central.....	05	4221016	8.0	7.2	-3.5	-6.4	-2.2	2.2
Commercial electric power, West South Central.....	05	4221017	17.4	0.2	2.1	-3.1	-5.1	-3.3
Commercial electric power, Mountain.....	05	4221018	8.2	0.0	-2.3	0.5	-2.5	0.1
Commercial electric power, Pacific.....	05	4221019	16.8	0.0	0.1	-10.4	-9.0	0.0
Industrial electric power.....	05	43	11.0	1.3	1.1	-5.7	-4.7	2.1
Industrial electric power.....	05	4321	11.0	1.3	1.1	-5.7	-4.7	2.1
Industrial electric power.....	05	432101	11.0	1.3	1.1	-5.7	-4.7	2.1
Industrial electric power, New England.....	05	4321011	88.4	-1.1	-0.3	6.6	15.0	31.5
Industrial electric power, Middle Atlantic.....	05	4321012	5.2	-0.5	2.8	-1.2	-4.6	-7.4
Industrial electric power, East North Central.....	05	4321013	-11.2	-0.2	0.4	-13.3	0.3	1.4
Industrial electric power, West North Central.....	05	4321014	6.3	3.6	-4.9	-5.8	-7.2	-0.1
Industrial electric power, South Atlantic.....	05	4321015	8.5	0.3	1.0	0.7	-0.4	0.3
Industrial electric power, East South Central.....	05	4321016	11.5	3.3	2.0	-11.1	-1.9	2.5
Industrial electric power, West South Central.....	05	4321017	19.4	2.2	3.1	-1.1	0.6	-2.2
Industrial electric power, Mountain.....	05	4321018	10.9	5.1	4.8	-0.1	-28.0	3.9
Industrial electric power, Pacific.....	05	4321019	15.0	0.0	0.1	-11.9	-10.5	0.0
Transportation electric power.....	05	46	1.0	-0.1	0.7	-5.2	-0.5	0.4
Transportation electric power.....	05	4621	1.0	-0.1	0.7	-5.2	-0.5	0.4
Transportation electric power.....	05	462111	1.0	-0.1	0.7	-5.2	-0.5	0.4
Utility natural gas.....	05	5	4.4	4.2	2.4	-4.3	-2.9	3.3
Residential natural gas.....	05	51	16.2	2.2	2.8	-1.8	-1.5	2.2
Residential natural gas.....	05	5121	16.2	2.2	2.8	-1.8	-1.5	2.2
Residential natural gas.....	05	512101	16.2	2.2	2.8	-1.8	-1.5	2.2
Residential natural gas, New England.....	05	5121011	15.6	-7.1	12.8	1.9	9.0	-1.5
Residential natural gas, Middle Atlantic.....	05	5121012	10.8	1.5	0.0	2.7	-0.1	1.2
Residential natural gas, East North Central.....	05	5121013	18.3	3.4	0.4	-2.3	-3.1	1.2
Residential natural gas, West North Central.....	05	5121014	12.5	5.7	8.0	-9.2	-4.6	8.3

See footnotes at end of table.

Table 7. Producer price index percentage changes for commodity and service groupings and individual items, not seasonally adjusted — Continued
 [December 2022]

Title	Commodity code		Unadjusted 12-month percent change ¹	Unadjusted 1-month percent change ¹				
	Group code	Item code		Dec. 2021 to Dec. 2022 ^P	July to Aug.	Aug. to Sept. ^P	Sept. to Oct. ^P	Oct. to Nov. ^P
Residential natural gas, South Atlantic.....	05	5121015	12.4	-2.1	9.4	-2.0	-6.1	-0.7
Residential natural gas, East South Central.....	05	5121016	-6.1	-16.5	8.1	2.3	-6.9	-5.9
Residential natural gas, West South Central.....	05	5121017	17.4	10.6	0.9	-3.1	-2.5	-0.9
Residential natural gas, Mountain.....	05	5121018	31.5	2.6	0.2	3.3	-0.2	-0.1
Residential natural gas, Pacific.....	05	5121019	21.5	4.7	1.8	-6.6	1.1	10.7
Commercial natural gas.....	05	52	21.9	4.7	2.8	-3.7	-1.6	4.2
Commercial natural gas.....	05	5221	21.9	4.7	2.8	-3.7	-1.6	4.2
Commercial natural gas.....	05	522101	21.9	4.7	2.8	-3.7	-1.6	4.2
Commercial natural gas, New England.....	05	5221011	20.2	-10.6	17.0	2.1	9.7	-2.6
Commercial natural gas, Middle Atlantic.....	05	5221012	13.5	4.8	0.8	-5.3	-0.5	3.0
Commercial natural gas, East North Central.....	05	5221013	27.3	6.2	1.1	-2.2	-1.1	2.9
Commercial natural gas, West North Central.....	05	5221014	19.6	10.1	5.0	-12.4	-5.5	13.0
Commercial natural gas, South Atlantic.....	05	5221015	15.2	-0.4	6.7	-1.3	-9.4	1.9
Commercial natural gas, East South Central.....	05	5221016	10.5	-4.5	6.3	-3.7	-8.1	-3.4
Commercial natural gas, West South Central.....	05	5221017	13.4	13.0	-3.5	-0.5	-6.5	-1.3
Commercial natural gas, Mountain.....	05	5221018	43.5	4.0	0.0	4.9	-0.2	-0.1
Commercial natural gas, Pacific.....	05	5221019	31.4	7.2	4.3	-10.3	5.8	17.2
Industrial natural gas.....	05	53	19.6	10.5	3.6	-7.0	-2.8	3.9
Industrial natural gas.....	05	5321	19.6	10.5	3.6	-7.0	-2.8	3.9
Industrial natural gas.....	05	532101	19.6	10.5	3.6	-7.0	-2.8	3.9
Industrial natural gas, New England.....	05	5321011	21.8	-13.4	21.6	3.0	9.0	-3.0
Industrial natural gas, Middle Atlantic.....	05	5321012	30.4	7.2	0.7	17.8	-1.2	2.5
Industrial natural gas, East North Central.....	05	5321013	16.5	17.1	0.9	-11.6	-1.2	7.3
Industrial natural gas, West North Central.....	05	5321014	19.7	5.1	8.4	-4.5	-4.4	7.8
Industrial natural gas, South Atlantic.....	05	5321015	11.8	0.2	9.4	-3.6	-4.2	0.9
Industrial natural gas, East South Central.....	05	5321016	17.1	-6.4	4.4	1.8	-5.8	-1.5
Industrial natural gas, West South Central.....	05	5321017	17.9	19.2	1.8	-13.7	-9.3	2.2
Industrial natural gas, Mountain.....	05	5321018	16.9	5.2	0.2	0.8	0.0	0.0
Industrial natural gas, Pacific.....	05	5321019	29.8	5.7	5.3	-6.5	12.0	8.0
Natural gas to electric power.....	05	54	-12.4	5.6	1.5	-6.8	-4.9	4.3
Natural gas to electric power.....	05	5421	-12.4	5.6	1.5	-6.8	-4.9	4.3
Natural gas to electric power.....	05	542101	-12.4	5.6	1.5	-6.8	-4.9	4.3
Crude petroleum (domestic production).....	05	6	4.3	-6.0	-6.5	2.5	-2.6	-14.9
Crude petroleum (domestic production).....	05	61	4.3	-6.0	-6.5	2.5	-2.6	-14.9
Crude petroleum (domestic production).....	05	6101	4.3	-6.0	-6.5	2.5	-2.6	-14.9
Crude petroleum (domestic production).....	05	610102	4.3	-6.0	-6.5	2.5	-2.6	-14.9
Petroleum products, refined.....	05	7	10.0	-12.8	1.8	5.7	-4.9	-21.2
Gasoline.....	05	71	-5.9	-15.7	-4.9	4.5	-8.1	-19.3
Unleaded premium gasoline.....	05	7103	-1.4	-17.4	-3.1	2.5	-4.8	-21.4
Unleaded premium gasoline.....	05	710304	-1.4	-17.4	-3.1	2.5	-4.8	-21.4
Unleaded regular gasoline.....	05	7104	-6.7	-15.4	-5.6	5.1	-8.8	-18.8
Unleaded regular gasoline.....	05	710404	-6.7	-15.4	-5.6	5.1	-8.8	-18.8
Unleaded mid-premium gasoline.....	05	7105	-4.6	-19.6	-2.0	3.6	-7.9	-19.3
Unleaded mid-premium gasoline.....	05	710504	-4.6	-19.6	-2.0	3.6	-7.9	-19.3
Kerosene and jet fuels.....	05	72	35.4	-10.9	2.2	0.9	-2.2	-17.8
Kerosene.....	05	7202	35.0	-7.3	8.6	0.9	-2.0	-21.2
Kerosene.....	05	720201	35.0	-7.3	8.6	0.9	-2.0	-21.2
Jet fuel.....	05	7203	35.4	-11.1	1.9	0.9	-2.3	-17.7
Jet fuel.....	05	720301	35.4	-11.1	1.9	0.9	-2.3	-17.6
Light fuel oils.....	05	73	21.4	-12.1	9.7	10.4	-3.6	-27.9
Home heating oil and distillates.....	05	7302	37.0	-6.2	0.8	10.5	-7.8	-14.7
Home heating oil and distillates.....	05	730201	37.0	-6.2	0.8	10.5	-7.8	-14.7
No. 2 diesel fuel.....	05	7303	20.4	-12.5	10.3	10.4	-3.4	-28.7
No. 2 diesel fuel.....	05	730302	20.4	-12.5	10.3	10.4	-3.4	-28.7
Residual fuels (heavy fuel oils, incl. #5, #6, & other residual fuels).....	05	74	-0.8	-16.7	-2.1	-17.9	6.7	-3.4
Residual fuels (heavy fuel oils, incl. #5, #6, & other residual fuels).....	05	7407	-0.8	-16.7	-2.1	-17.9	6.7	-3.4
Residual fuels (heavy fuel oils, incl. #5, #6, & other residual fuels).....	05	740703	-0.8	-16.7	-2.1	-17.9	6.7	-3.4
Finished lubricants.....	05	76	23.0	0.8	2.7	1.5	0.3	-0.1
Lubricating and similar oils.....	05	7604	24.3	0.9	2.9	1.6	0.3	-0.2
Lubricating and similar oils not from petroleum refineries.....	05	760401	24.3	0.9	2.9	1.6	0.3	-0.2
Lubricating oil base stocks.....	05	78	25.1	-0.7	-5.4	-2.6	-4.1	-3.8

See footnotes at end of table.

Table 7. Producer price index percentage changes for commodity and service groupings and individual items, not seasonally adjusted — Continued
 [December 2022]

Title	Commodity code		Unadjusted 12-month percent change ¹	Unadjusted 1-month percent change ¹				
	Group code	Item code		Dec. 2021 to Dec. 2022 ^P	July to Aug.	Aug. to Sept. ^P	Sept. to Oct. ^P	Oct. to Nov. ^P
Lubricating oil base stocks.....	05	7801	25.1	-0.7	-5.4	-2.6	-4.1	-3.8
Lubricating oil base stocks.....	05	780121	25.1	-0.7	-5.4	-2.6	-4.1	-3.8
Asphalt and other petroleum and coal products, n.e.c.....	05	8	-4.6	-1.8	-6.1	-2.0	-2.6	-16.2
Asphalt and other petroleum and coal products, n.e.c.....	05	81	-4.6	-1.8	-6.1	-2.0	-2.6	-16.2
Asphalt.....	05	8102	-24.5	-5.0	-11.2	-7.4	-7.3	-38.6
Asphalt.....	05	810212	-24.5	-5.0	-11.2	-7.4	-7.3	-38.6
Other petroleum and coal products, including coke oven products, n.e.c....	05	8103	6.9	1.2	-1.7	2.3	0.6	-1.7
Other petroleum and coal products, including coke oven products, n.e.c....	05	810319	6.9	1.2	-1.7	2.3	0.6	-1.7
Other petroleum and coal products, made in coke oven establishments.....	05	8103191	32.0	0.0	0.6	-0.6	-0.9	-0.6
Chemicals and allied products.....	06	—	2.7	-2.0	-1.0	-0.6	-0.4	-1.4
Industrial chemicals.....	06	1	-1.6	-5.7	-2.5	-1.5	-0.6	-3.4
Basic inorganic chemicals.....	06	13	28.9	0.2	1.1	1.7	1.4	0.2
Inorganic chemicals, other than alkalis and chlorine.....	06	1302	16.4	-0.5	0.6	0.3	1.2	0.6
Aluminum compounds.....	06	130209	6.0	0.7	0.0	0.0	0.0	0.0
Inorganic acids, inc. hydrochloric, sulfuric acid and other.....	06	13020T	29.2	-8.7	1.4	0.2	0.7	-1.5
Sulfuric acid.....	06	13020T1	28.2	-11.3	0.3	-1.0	0.0	-1.0
Lime.....	06	130213	31.0	0.1	0.4	2.3	1.7	0.0
Potassium & sodium compounds, ex. bleaches.....	06	130217	34.1	4.3	1.2	3.8	2.8	3.7
Rock salt.....	06	130271	—	3.9	0.0	0.0	0.1	—
Other inorganic chemicals, nec.....	06	130283	7.6	0.7	0.1	-1.0	1.1	0.7
All other inorganic chemicals.....	06	1302833	10.4	1.1	0.2	-0.2	0.6	1.1
Alkalis and chlorine, including natural sodium carbonate and sulfate.....	06	1303	57.9	1.4	1.9	4.4	1.8	-0.3
Chlorine, sodium hydroxide, and other alkalis.....	06	130302	65.7	1.7	2.2	4.8	2.1	-0.4
Sodium hydroxide (caustic soda).....	06	1303024	53.7	0.8	0.8	3.4	2.5	0.1
Other alkalis.....	06	1303028	—	3.4	4.7	2.8	1.2	—
Basic organic chemicals.....	06	14	-6.0	-6.6	-3.1	-2.0	-0.9	-4.1
Primary basic organic chemicals.....	06	1401	-24.9	-14.6	-6.6	-8.2	-3.8	-10.2
Aromatics.....	06	140197	-5.5	-29.5	-18.0	-2.1	4.7	-10.8
Liquid refinery gases.....	06	140198	-31.3	-6.6	-1.9	-10.5	-7.1	-10.1
Cyclic intermediate chemicals and dyes.....	06	1402	4.3	-0.5	-1.6	0.1	-0.1	-0.1
Cyclic intermediate chemicals.....	06	140281	3.6	-0.8	-1.6	0.1	-0.1	-0.1
Synthetic organic dyes.....	06	140282	15.7	3.9	-1.2	0.0	-0.1	0.3
Other basic organics.....	06	1403	5.1	-1.6	-1.2	1.3	0.5	-1.4
Ethanol (ethyl alcohol).....	06	140341	-19.1	-3.9	-0.3	-2.5	4.2	-6.7
Other basic organics, n.e.c.....	06	140399	14.7	-0.9	-1.5	2.4	-0.6	0.2
Fatty acids.....	06	1403991	13.7	-4.0	-4.0	-5.8	1.3	-5.1
Bulk pesticides and other bulk synthetic organic agricultural chemicals, excluding preparation.....	06	1403992	7.7	0.0	0.2	0.0	0.0	0.0
Industrial organic flavor oil mixtures and blends.....	06	1403993	13.1	0.3	0.0	0.0	0.0	0.0
Natural organic chemicals.....	06	1403995	36.2	1.8	-4.9	9.7	-1.4	0.0
Synthetic organic chemicals for use as flavor and perfume materials.....	06	1403997	12.2	1.8	0.0	0.0	0.0	0.0
Synthetic organic plasticizers.....	06	1403999	-3.1	-1.1	-5.9	-4.2	-1.1	-11.1
Other synthetic organic chemicals.....	06	140399A	5.7	-0.9	0.2	0.1	-3.4	0.2
Miscellaneous end use chemicals and chemical products, excluding urea.....	06	140399B	19.3	1.7	-0.4	2.4	-0.9	4.5
Miscellaneous cyclic and acyclic chemicals and chemical products, excluding fatty acid esters.....	06	140399C	21.8	-4.5	-3.9	7.8	1.1	-3.0
Paints and allied products.....	06	2	20.9	1.0	1.1	-0.1	1.3	0.4
Prepared paint.....	06	21	20.7	0.3	0.8	0.4	0.1	0.4
Architectural coatings.....	06	2101	26.1	0.1	0.8	1.1	0.0	0.5
Architectural coatings.....	06	210104	26.1	0.1	0.8	1.1	0.0	0.5
Exterior architectural coatings.....	06	2101041	32.0	0.3	1.6	1.3	0.0	1.4
Interior architectural coatings.....	06	2101042	22.7	0.0	0.3	1.0	0.0	0.0
OEM finishes excluding marine coatings.....	06	2102	15.8	-0.2	1.0	0.3	0.3	0.3
OEM finishes excluding marine coatings.....	06	210201	15.8	-0.2	1.0	0.3	0.3	0.3
Transportation finishes, except powdered and high-solids coatings.....	06	2102011	7.8	-0.9	0.8	1.6	0.7	1.1
All other product finishes for original equipment manufacturers (OEM), excluding marine coating.....	06	2102012	18.9	0.0	1.0	-0.1	0.2	0.0
Special purpose coatings, incl. marine, industrial & construction coatings.....	06	2103	17.2	1.3	0.5	-0.6	0.2	0.1
Special purpose coatings, incl. marine, industrial & construction coatings.....	06	210301	17.2	1.3	0.5	-0.6	0.2	0.1

See footnotes at end of table.

Table 7. Producer price index percentage changes for commodity and service groupings and individual items, not seasonally adjusted — Continued
 [December 2022]

Title	Commodity code		Unadjusted 12-month percent change ¹	Unadjusted 1-month percent change ¹				
	Group code	Item code		Dec. 2021 to Dec. 2022 ^P	July to Aug.	Aug. to Sept. ^P	Sept. to Oct. ^P	Oct. to Nov. ^P
Paint materials.....	06	22	23.4	3.7	1.9	-1.8	5.3	0.4
Paint colors.....	06	2202	25.4	4.1	1.7	-2.0	6.0	0.5
All other inorganic pigments, including TiO2, chrome colors, and other white opaque pigments.....	06	22020N	27.4	4.3	1.8	-1.6	6.4	0.0
Synthetic organic pigments.....	06	220298	17.8	3.6	1.4	-3.6	4.1	2.4
Kaolin and ball clay.....	06	2204	7.6	0.0	3.9	0.0	0.0	0.0
Kaolin and ball clay.....	06	220407	7.6	0.0	3.9	0.0	0.0	0.0
Allied and miscellaneous paint products.....	06	23	10.8	0.2	1.6	-0.8	0.0	0.0
Allied and miscellaneous paint products.....	06	2301	10.8	0.2	1.6	-0.8	0.0	0.0
Allied and miscellaneous paint products.....	06	230104	10.8	0.2	1.6	-0.8	0.0	0.0
Drugs and pharmaceuticals.....	06	3	2.3	0.0	0.0	0.1	0.0	0.0
Medicinal and botanical chemicals, drugs, and other products.....	06	31	1.9	0.1	0.3	-0.1	0.4	0.0
Medicinal and botanical chemicals, drugs, and other products.....	06	3102	1.9	0.1	0.3	-0.1	0.4	0.0
Synthetic organic medicinal chemicals, medicinal & botanical drugs, & other products.....	06	310203	1.9	0.1	0.3	-0.1	0.4	0.0
Biological products, including diagnostics.....	06	37	2.4	0.1	-0.1	0.2	0.0	-0.1
Biological products, excluding diagnostic, for veterinary, industrial, and all other misc. uses.....	06	3717	1.8	1.4	0.1	1.7	-0.7	0.0
Diagnostics.....	06	3718	1.7	-0.1	-0.4	0.0	0.2	-0.4
In-vitro diagnostic substances.....	06	371801	0.4	0.1	-0.5	0.2	0.0	-0.4
Biological products, excluding diagnostic, for human use.....	06	3719	3.1	0.0	0.0	0.0	0.0	0.0
Pharmaceutical preparations.....	06	38	2.3	0.0	0.0	0.1	0.0	0.0
Pharmaceuticals affecting neoplasms, the endocrine system, & metabolic diseases.....	06	3801	1.7	0.0	0.0	0.0	0.0	0.0
Cancer therapy products.....	06	380102	4.6	0.0	0.0	0.0	0.0	0.0
Insulin/antidiabetes products.....	06	380103	2.8	0.0	0.0	0.0	0.0	0.0
Other neoplasms, endocrine system, and metabolic diseases.....	06	380104	1.2	0.0	0.0	0.0	0.0	0.0
Hormones and oral contraceptives.....	06	380105	1.1	0.4	0.0	0.0	0.0	0.0
Pharmaceuticals acting on the central nervous system and the sense organs.....	06	3802	4.0	0.0	0.0	0.0	0.0	0.0
Analgesics.....	06	380202	5.2	0.0	0.0	0.0	0.0	0.0
Analgesics, over-the-counter.....	06	380202OC	0.6	0.4	0.0	0.0	0.0	0.0
Analgesics, prescription.....	06	380202RX	5.4	0.0	0.0	0.0	0.0	0.0
Psychotherapeutics.....	06	380203	2.6	0.0	0.0	0.0	0.0	0.0
Antidepressants.....	06	3802031	2.7	0.0	0.0	0.0	0.0	0.0
Other psychotherapeutics, including tranquilizers.....	06	3802032	2.6	0.0	0.0	0.0	0.0	0.0
Anticonvulsants.....	06	380204	3.1	0.0	0.0	0.0	0.0	0.0
Other central nervous system and sense organs.....	06	380205	3.3	0.0	0.0	0.0	0.0	0.0
Pharmaceuticals acting on the cardiovascular system.....	06	3803	0.9	0.0	0.0	0.0	0.0	0.0
Other cardiovascular preparations.....	06	380305	0.0	0.0	0.0	0.0	0.0	0.0
Pharmaceuticals acting on the respiratory system.....	06	3804	1.3	0.0	0.0	0.2	0.0	0.0
Antihistamines and bronchodilators, including antiasthmatics.....	06	380402	3.6	0.0	0.0	0.0	0.0	0.0
Other respiratory preparations.....	06	380403	0.5	0.0	0.0	0.2	0.0	0.0
Other respiratory preparations, over-the-counter.....	06	380403OC	3.9	0.0	0.0	1.7	0.0	0.0
Other respiratory preparations, prescription.....	06	380403RX	0.0	0.0	0.0	0.0	0.0	0.0
Pharmaceuticals acting on the digestive or the genito-urinary systems.....	06	3805	-0.4	0.0	0.0	0.0	0.0	0.0
Other digestive or genito-urinary preparations.....	06	380503	-0.4	0.0	0.0	0.0	0.0	0.0
Other digestive or genito-urinary preparations, prescription.....	06	380503RX	-0.5	0.0	0.0	0.0	0.0	0.0
Pharmaceuticals acting on the skin.....	06	3806	0.3	0.0	0.0	0.0	0.0	0.0
Other pharmaceutical preparations acting on the skin.....	06	380603	0.4	0.0	0.0	0.0	0.0	0.0
Anti-acne preparations.....	06	380604	0.0	0.0	0.0	0.0	0.0	0.0
Vitamin, nutrient, and hematinic preparations.....	06	3807	5.2	0.3	0.1	0.6	0.0	0.1
Multivitamins.....	06	380702	8.7	0.0	0.0	0.4	0.0	0.0
Other vitamins and nutrients.....	06	380703	2.8	0.5	0.1	0.8	0.0	0.1
Pharmaceuticals affecting parasitic and infective diseases.....	06	3808	1.7	0.0	0.0	0.0	0.1	0.0
Broad and medium spectrum antibiotics.....	06	380802	1.1	0.0	0.0	0.0	0.6	0.0
Systemic antivirals.....	06	380803	3.5	0.0	0.0	0.0	0.0	0.0
Other parasitic and infective diseases.....	06	380804	1.4	0.0	0.0	0.0	0.0	0.0
Fats and oils, inedible.....	06	4	12.7	0.9	-1.1	-1.1	5.8	-7.0
Fats and oils, inedible.....	06	41	12.7	0.9	-1.1	-1.1	5.8	-7.0
Fats and oils, inedible.....	06	4101	12.7	0.9	-1.1	-1.1	5.8	-7.0
Soybean oil, processed for inedible purposes.....	06	410131	9.2	1.0	-1.9	-1.8	7.7	-8.2
Crude soybean oil, degummed, made from soybeans crushed in the same establishment.....	06	4101311	5.3	0.0	-2.2	0.7	2.6	-0.4
Soybean oil, all other types.....	06	4101312	11.1	1.4	-1.7	-2.8	10.0	-11.4

See footnotes at end of table.

Table 7. Producer price index percentage changes for commodity and service groupings and individual items, not seasonally adjusted — Continued
 [December 2022]

Title	Commodity code		Unadjusted 12-month percent change ¹	Unadjusted 1-month percent change ¹				
	Group code	Item code		Dec. 2021 to Dec. 2022 ^P	July to Aug.	Aug. to Sept. ^P	Sept. to Oct. ^P	Oct. to Nov. ^P
Lard, inedible tallow, and grease, except wool grease.....	06	410132	25.3	0.4	1.6	1.3	-0.1	-2.9
Agricultural chemicals and chemical products.....	06	5	16.7	0.9	0.0	2.0	0.6	0.4
Mixed fertilizers.....	06	51	17.8	7.9	-0.2	0.4	0.1	0.5
Mixed fertilizers.....	06	5105	17.8	7.9	-0.2	0.4	0.1	0.5
Mixed fertilizers.....	06	510501	17.8	7.9	-0.2	0.4	0.1	0.5
Mixed fertilizers, made in plants which manufacture fertilizer materials.....	06	5105011	22.8	11.9	0.0	0.0	0.0	-0.5
Mixed fertilizers, dry, mixing only.....	06	5105012	19.4	8.3	-0.4	-0.3	0.7	1.2
Mixed fertilizers, liquid, mixing only.....	06	5105013	-1.7	-5.4	-0.2	5.3	-2.4	0.2
Fertilizer materials.....	06	52	3.7	-0.8	-0.5	2.5	1.4	-0.5
Nitrogenates.....	06	5201	9.1	-1.7	-1.2	5.3	2.9	-1.1
Fertilizer materials of organic origin.....	06	520137	4.5	0.0	0.0	0.0	0.0	0.0
Synthetic ammonia, nitric acid, ammonium compounds, and urea.....	06	52013A	9.3	-1.8	-1.2	5.5	3.0	-1.1
Phosphates.....	06	5202	-1.2	0.0	0.2	-0.1	-0.1	0.0
Phosphoric acid, 52-54 percent APA, superphosphates and other phosphate fertilizer materials.....	06	52026A	-1.2	0.0	0.2	-0.1	-0.1	0.0
Other agricultural chemicals.....	06	53	38.8	0.3	0.8	1.9	-0.2	1.6
Other agricultural chemicals.....	06	5301	38.8	0.3	0.8	1.9	-0.2	1.6
Lawn and garden pesticides and chemicals.....	06	530107	14.0	-0.3	10.2	0.0	1.0	0.0
Household and institutional pesticides and chemicals.....	06	530108	13.7	0.0	0.8	0.0	0.0	0.0
Agricultural and commercial pesticides and chemicals.....	06	530109	43.7	0.4	0.3	2.3	-0.3	1.8
Plastic resins and materials.....	06	6	-10.6	-3.1	-1.0	-2.3	-4.3	-2.2
Thermoplastic resins and plastics materials.....	06	62	-13.8	-3.5	-1.3	-2.6	-5.3	-2.6
Thermoplastic resins and plastics materials.....	06	6212	-13.8	-3.5	-1.3	-2.6	-5.3	-2.6
Thermoplastic resins and plastics materials.....	06	621201	-13.8	-3.5	-1.3	-2.6	-5.3	-2.6
Thermosetting resins and plastics materials.....	06	63	12.9	-0.3	0.8	-0.4	2.0	0.2
Thermosetting resins and plastics materials.....	06	6306	12.9	-0.3	0.8	-0.4	2.0	0.2
Thermosetting resins and plastics materials.....	06	630601	12.9	-0.3	0.8	-0.4	2.0	0.2
Other chemicals and allied products.....	06	7	11.0	1.2	-0.3	0.1	0.5	0.2
Soaps and detergents.....	06	71	12.7	0.8	1.1	0.2	1.3	0.0
Soaps and other detergents.....	06	7104	12.7	0.8	1.1	0.2	1.3	0.0
Soaps and detergents, commercial, industrial, and institutional.....	06	710401	11.5	0.6	0.0	0.2	0.5	0.0
Commercial, industrial, and institutional hard surface cleaners.....	06	71040101	6.9	0.9	0.0	0.0	0.0	0.0
Commercial, industrial, and institutional laundry detergents.....	06	71040102	8.9	0.3	0.0	0.5	0.0	0.0
Commercial, industrial, and institutional dishwashing detergents.....	06	71040103	14.1	0.3	0.0	0.0	0.0	0.0
Commercial, industrial, and institutional metal cleaners.....	06	71040104	11.3	0.1	0.0	0.0	0.0	0.0
Dairy, farm, and food plant cleaners, sanitizers, etc.....	06	71040106	-	0.0	0.0	0.0	0.0	-
Commercial, industrial, and institutional soaps, excluding specialty cleaners.....	06	71040107	10.2	1.9	0.3	0.3	0.0	0.0
Commercial, industrial, and institutional scouring cleaners.....	06	71040109	-	0.0	0.0	-	-	-
Household detergents.....	06	710402	8.0	0.1	2.3	0.2	2.6	0.0
Household alkaline detergents and cleaners.....	06	7104021	29.0	0.3	8.0	0.1	8.6	0.0
Household dry and liquid laundry detergents.....	06	7104022	0.3	0.0	0.0	0.3	0.0	0.0
Soaps, excluding specialty cleaners, household.....	06	710403	12.1	4.1	0.6	0.0	0.0	0.0
Polish and other sanitation goods.....	06	72	5.5	1.5	0.2	0.2	0.0	0.0
Polish and other sanitation goods.....	06	7201	5.5	1.5	0.2	0.2	0.0	0.0
Polishing preparations and related products.....	06	720103	8.8	0.7	0.2	0.6	0.0	0.0
Specialty cleaning and sanitation products.....	06	720105	6.3	1.9	0.2	0.1	0.0	0.0
Disinfectants, nonagricultural, industrial and institutional.....	06	7201051	11.7	3.8	0.7	0.0	0.0	0.0
Air and room fresheners.....	06	7201053	9.3	5.1	0.0	0.0	0.0	0.0
Laundry fabric softeners and rinses, liquid and dry.....	06	7201058	2.8	0.0	0.0	0.0	0.0	0.0
Other specialty cleaning and sanitation products.....	06	7201059	4.8	0.8	0.2	0.3	-0.1	0.1
Cosmetics and other toilet preparations.....	06	75	6.6	0.5	0.2	0.5	0.1	0.0
Shaving preparations.....	06	7502	15.4	0.2	0.1	0.0	0.3	0.0
Shaving preparations.....	06	750206	15.4	0.2	0.1	0.0	0.3	0.0
Perfumes, toilet waters, and colognes.....	06	7503	6.7	0.0	0.0	1.1	0.0	0.0
Perfumes, toilet waters, and colognes.....	06	750306	6.7	0.0	0.0	1.1	0.0	0.0
Hair preparations (including shampoos).....	06	7504	8.8	2.3	0.5	0.8	0.4	0.2
Hair preparations (including shampoos).....	06	750407	8.8	2.3	0.5	0.8	0.4	0.2
Hair preparations incl professional, consumer, and cream/gel shampoos.....	06	75040701	9.5	2.0	0.6	0.8	0.4	0.2
Hair tonics and hair dressings incl professional and consumer use.....	06	75040702	6.4	3.2	0.1	0.7	0.2	0.2
Toothpastes, denture cleaners, and mouthwashes.....	06	7505	6.5	0.0	0.1	-0.1	0.1	-0.1

See footnotes at end of table.

Table 7. Producer price index percentage changes for commodity and service groupings and individual items, not seasonally adjusted — Continued
 [December 2022]

Title	Commodity code		Unadjusted 12-month percent change ¹	Unadjusted 1-month percent change ¹				
	Group code	Item code		Dec. 2021 to Dec. 2022 ^P	July to Aug.	Aug. to Sept. ^P	Sept. to Oct. ^P	Oct. to Nov. ^P
Denture cleaners, mouthwashes, gargles, and rinses.	06	750504	8.0	0.0	0.1	-0.1	0.1	-0.1
Creams, lotions, and oils, excluding shaving, hair, and deodorant.	06	7514	7.4	0.0	0.2	1.4	0.0	0.0
Creams, lotions, and oils, excluding shaving, hair, and deodorant.	06	751401	7.4	0.0	0.2	1.4	0.0	0.0
Other cosmetics and toilet preparations.	06	7515	4.8	0.0	0.0	0.0	0.0	0.0
Other cosmetics and toilet preparations.	06	751501	4.8	0.0	0.0	0.0	0.0	0.0
Misc. chemical prod. and preparations.	06	79	13.5	1.6	-0.9	-0.1	0.5	0.4
Explosives, propellants, and blasting accessories.	06	7902	14.6	0.5	-0.1	1.3	1.3	0.2
Explosives, propellants, and blasting accessories.	06	790234	14.6	0.5	-0.1	1.3	1.3	0.2
Industrial gases.	06	7903	15.4	-0.5	0.5	0.3	4.6	-0.8
Carbon dioxide.	06	790302	23.6	0.7	2.5	-0.4	-0.8	-2.5
Nitrogen.	06	790303	16.5	0.3	1.0	2.3	1.7	-1.6
Oxygen.	06	790304	41.6	-0.3	0.3	-0.1	1.2	0.1
Argon and hydrogen.	06	790309	1.7	-0.3	1.0	-0.1	0.0	1.1
Other industrial gases (including fluorocarbon and acetylene).	06	790312	13.2	-1.0	0.0	0.0	8.2	-0.9
Adhesives and sealants.	06	7904	17.7	1.8	0.7	0.2	0.2	0.6
Synthetic resin and rubber adhesives.	06	790402	17.0	2.4	1.1	0.3	0.1	1.2
Epoxy adhesives.	06	7904021	15.2	3.7	5.2	0.0	0.0	0.0
Other synthetic resin and rubber adhesives.	06	7904026	13.9	1.1	1.1	0.3	0.1	0.0
Structural sealants (load bearing).	06	790407	6.3	0.0	0.0	0.8	0.0	-2.6
Nonstructural caulking compounds and sealants.	06	79040A	22.5	0.8	0.0	0.0	0.5	-0.1
Surface active agents.	06	7905	10.6	0.8	-1.7	-1.0	-1.2	1.7
Textile and leather assistants and finishes.	06	790501	15.1	-2.0	2.2	0.1	-8.3	0.0
Surfactants (bulk surface active agents).	06	790502	9.9	1.3	-2.4	-1.2	0.1	2.0
Gum and wood chemicals, including wood distillation products.	06	7906	27.4	3.1	-0.6	5.9	0.7	-0.1
Gum and wood chemicals, including wood distillation products.	06	790607	27.4	3.1	-0.6	5.9	0.7	-0.1
Other miscellaneous chemical products.	06	7909	11.2	2.6	-1.8	-0.6	0.0	0.1
Carbon black.	06	790918	12.5	-1.2	-0.1	-6.0	-2.2	-1.6
Printing ink.	06	790919	9.2	2.4	-0.5	0.0	0.7	0.1
Gravure printing inks.	06	7909192	0.4	0.0	0.0	0.0	0.0	0.0
Lithographic and offset inks.	06	7909193	7.8	0.7	0.0	0.0	0.0	0.0
News and nonheat web offset printing inks.	06	79091931	7.8	0.0	0.0	0.0	0.0	0.0
Publication and commercial web inks.	06	79091932	5.9	0.0	0.0	0.0	0.0	0.0
Sheet-fed general inks.	06	79091933	11.8	2.0	0.0	0.0	0.0	0.0
Sheet-fed packaging inks.	06	79091934	9.5	1.7	0.0	0.0	0.0	0.0
Flexographic printing inks.	06	7909194	25.8	5.4	0.0	0.0	0.0	0.0
Nonimpact/digital inks.	06	7909195	4.7	2.5	-1.5	0.0	1.9	0.4
All other printing inks.	06	7909196	5.8	0.0	1.2	0.5	-0.3	0.0
Water-treating compounds.	06	790961	4.5	0.1	-4.4	-0.2	0.4	0.6
Automotive chemicals.	06	790991	7.8	0.0	0.1	1.2	0.7	0.0
Other chemical preparations, n.e.c.	06	790999	13.1	4.3	-1.9	0.1	-0.1	0.6
Rubber and plastic products.	07	—	8.2	0.8	-0.2	-0.6	-0.2	-0.1
Rubber and rubber products.	07	1	10.4	0.5	0.2	0.2	-0.3	-0.5
Synthetic rubber, inc. styrene-butadiene rubber (SBR) and ethylene propylene.	07	11	1.0	0.1	-0.4	-1.7	-3.6	-4.5
Synthetic rubber.	07	1102	1.0	0.1	-0.4	-1.7	-3.6	-4.5
Synthetic rubber, inc. sbr and ethylene propylene.	07	110224	1.0	0.1	-0.4	-1.7	-3.6	-4.5
Tires, tubes, tread, & repair materials.	07	12	15.1	0.8	0.5	0.9	0.5	0.5
Tires.	07	1201	15.2	0.7	0.5	1.0	0.6	0.6
Pneumatic tires (including passenger, truck, bus, tractor, industrial, and other tires).	07	12010	15.4	0.7	0.5	1.0	0.6	0.6
Passenger car pneumatic tires.	07	120104	14.7	1.0	0.0	2.3	0.2	0.0
Truck and bus (including off-the-highway) pneumatic tires.	07	120105	19.6	0.5	1.3	-1.0	1.4	1.7
Tread rubber, tire sundries, and repair materials.	07	1203	13.5	1.3	0.0	0.0	0.0	0.0
Tread rubber, tire sundries, and repair materials.	07	120354	13.5	1.3	0.0	0.0	0.0	0.0
Miscellaneous rubber products.	07	13	10.2	0.5	0.2	0.3	0.2	0.0
Rubber and plastics footwear, including athletic footwear.	07	1301	1.8	0.0	0.0	0.0	0.0	0.0
Rubber and plastics footwear, including athletic footwear.	07	130109	1.8	0.0	0.0	0.0	0.0	0.0
Rubber and plastic belts and belting.	07	1303	9.0	1.3	0.1	0.4	0.1	0.0
Flat rubber and plastics belts and belting.	07	130371	8.1	0.3	0.1	0.0	0.1	0.0
Rubber and plastics transmission belts and belting (excluding flat).	07	130372	10.6	3.1	0.0	1.0	0.0	0.0
Rubber and plastics hose.	07	1304	3.0	1.1	0.0	-0.9	-0.3	0.1
Rubber and plastics hose.	07	130411	3.0	1.1	0.0	-0.9	-0.3	0.1
Industrial rubber and plastics hose without fittings.	07	1304116	-0.8	0.0	0.0	-2.0	0.0	0.0
Rubber and plastics water hose (incl. fire, irrigation, etc.).	07	1304117	2.8	0.0	0.0	-0.5	0.0	1.0

See footnotes at end of table.

Table 7. Producer price index percentage changes for commodity and service groupings and individual items, not seasonally adjusted — Continued
 [December 2022]

Title	Commodity code		Unadjusted 12-month percent change ¹	Unadjusted 1-month percent change ¹				
	Group code	Item code		Dec. 2021 to Dec. 2022 ^P	July to Aug.	Aug. to Sept. ^P	Sept. to Oct. ^P	Oct. to Nov. ^P
Rubber and plastics hose for on- and off-highway motor vehicles.....	07	1304118	4.9	3.0	0.0	-1.0	-0.9	0.0
Miscellaneous rubber products, n.e.c.....	07	1306	12.0	0.3	0.2	0.5	0.3	0.0
All other industrial rubber products.....	07	130604	16.1	0.5	0.1	0.4	1.0	0.0
All other miscellaneous rubber goods.....	07	130606	7.1	0.2	1.7	0.0	0.0	0.1
Rubber compounds or mixtures for sale or interplant transfer.....	07	130612	17.3	0.0	0.0	2.2	0.0	0.0
Rubber druggist and medical sundries, excluding gloves.....	07	130616	0.3	0.1	0.1	0.0	0.0	0.0
Rubber products for mechanical use.....	07	130617	9.1	0.2	0.0	0.0	0.4	0.0
Molded rubber mechanical goods automotive.....	07	1306171	1.3	0.2	0.0	0.0	0.0	0.0
Molded rubber mechanical goods, transportation/off-highway.....	07	1306172	5.2	1.0	0.0	0.0	0.0	0.0
Other molded rubber mechanical goods (excluding tubing).....	07	1306179	10.8	-0.3	0.0	0.0	0.0	0.0
Other extruded rubber mechanical goods (excl. auto)(excl. tubing)....	07	130617C	3.4	-0.5	0.0	0.0	0.8	0.0
Rubber coated fabrics and garments.....	07	130618	11.8	0.4	0.0	1.3	0.0	0.0
Plastic products.....	07	2	7.6	0.9	-0.3	-0.8	-0.2	0.0
Plastic construction products.....	07	21	8.3	0.3	-0.4	-0.8	-0.5	-0.7
Plastic construction products.....	07	2106	8.3	0.3	-0.4	-0.8	-0.5	-0.7
Plastics pipe.....	07	210603	6.5	-0.2	-0.8	-1.9	-0.1	-1.4
Plastics drain, waste, and vent pipe.....	07	2106031	2.8	-1.6	0.7	-4.8	-1.6	-2.1
Plastics water pipe.....	07	2106033	9.1	0.2	-0.5	0.3	-0.1	-2.2
Plastics sewer, stormdrain, and water main pipe.....	07	2106038	7.5	1.3	-3.1	-1.7	1.1	-1.4
Other plastics pipe.....	07	210603B	0.3	0.0	-2.2	-2.3	0.0	0.0
Plastics pipe fittings and unions.....	07	210604	15.5	0.3	-0.3	0.0	-1.3	-0.2
Plastics plumbing fixtures.....	07	210605	4.2	0.3	0.1	0.0	0.1	0.7
Other plastic construction products.....	07	210606	9.4	0.7	-0.1	-0.2	-0.8	-0.6
Building and construction polystyrene foam products.....	07	2106061	24.5	0.4	0.0	0.0	-0.3	-0.2
Building & construction fabricated plastics products (excl foam, plumbing fixtures, hardware).....	07	2106063	7.0	0.8	-0.2	-0.3	-0.9	-0.6
Unsupported plastic film, sheet and other shapes.....	07	22	6.8	1.4	-1.1	-0.5	0.4	-0.2
Unsupported plastic film, sheet and other shapes.....	07	2205	6.8	1.4	-1.1	-0.5	0.4	-0.2
Unsupported plastic film, sheet and other shapes.....	07	220501	6.8	1.4	-1.1	-0.5	0.4	-0.2
Unlaminated polyethylene film and sheet.....	07	2205011	5.2	-0.3	1.4	0.6	-0.3	0.1
Unlaminated vinyl and vinyl copolymer film and sheet.....	07	2205013	14.1	0.0	2.2	0.0	0.0	-2.2
Miscellaneous unlaminated plastics film and sheet.....	07	2205014	5.7	3.1	-4.9	-0.5	-0.1	-0.8
Unlaminated plastics profile shapes.....	07	2205015	13.4	3.4	-1.9	-1.3	3.2	1.6
Laminated plastic sheets, rods, and tubes.....	07	23	13.2	0.7	-0.2	0.0	0.3	0.0
Laminated plastics plates, sheet (excluding packaging), and shapes.....	07	2304	13.2	0.7	-0.2	0.0	0.3	0.0
Laminated plastics plates, sheet (excluding packaging), and shapes....	07	230401	13.2	0.7	-0.2	0.0	0.3	0.0
Parts for manufacturing from plastics.....	07	26	6.1	0.5	0.4	0.2	-0.3	0.2
Parts for transportation equipment.....	07	2601	4.6	0.3	0.3	0.3	0.0	0.0
Parts for transportation equipment.....	07	260105	4.6	0.3	0.3	0.3	0.0	0.0
Transportation polyurethane foam products.....	07	2601051	7.9	0.0	0.0	0.0	0.7	0.0
Transportation fabricated plastic parts (excluding foam and reinforced plastics).....	07	2601052	4.3	0.4	0.4	0.3	0.0	0.0
Other parts and components for manufacturing.....	07	2602	11.9	1.8	0.9	0.3	-0.8	0.6
Other parts and components for manufacturing.....	07	260205	11.9	1.8	0.9	0.3	-0.8	0.6
All other miscellaneous polyurethane foam products.....	07	2602051	3.9	0.0	0.0	0.3	0.0	0.3
Electrical & electronic fabricated plastics (excl. foam and reinforced plastics).....	07	2602052	13.1	1.1	2.1	0.8	0.0	1.6
All other polystyrene foam products incl. transportation application uses.....	07	2602053	26.6	6.6	0.0	0.0	-1.9	0.0
Industrial machinery plastics products, excl foam (incl gears, bearings, bushings, cams).....	07	2602054	6.8	0.8	0.2	0.0	-1.5	-0.3
Foam components for furniture.....	07	2603	3.6	-1.0	-0.3	-0.9	-0.9	0.4
Foam components for furniture.....	07	260305	3.6	-1.0	-0.3	-0.9	-0.9	0.4
Other plastic products.....	07	29	5.6	0.6	0.5	-1.6	0.1	0.5
Other plastic products.....	07	2901	5.6	0.6	0.5	-1.6	0.1	0.5
Custom compounding of purchased plastic resins (incl color concentrates and resin pellets).....	07	290196	-0.2	0.3	0.2	-3.0	0.2	-0.1
All other reinforced and fiberglass plastics products.....	07	290197	15.8	1.0	0.8	0.0	0.0	1.6
Products made of foam other than polystyrene or polyurethane.....	07	290198	3.6	0.0	0.5	0.3	0.0	0.0
Plastic packaging products.....	07	2A	6.3	1.9	0.1	-1.7	-0.5	-0.2
Plastic packaging products.....	07	2A01	6.3	1.9	0.1	-1.7	-0.5	-0.2
Plastic packaging products.....	07	2A0101	6.3	1.9	0.1	-1.7	-0.5	-0.2
Other plastic packaging products, excluding film, sheet, foam and bottles.....	07	2A01012	-0.3	0.8	0.0	-1.4	-1.2	-0.4
Packaging polyurethane foam products.....	07	2A01013	1.1	0.0	0.0	0.0	0.0	0.0

See footnotes at end of table.

Table 7. Producer price index percentage changes for commodity and service groupings and individual items, not seasonally adjusted — Continued
 [December 2022]

Title	Commodity code		Unadjusted 12-month percent change ¹	Unadjusted 1-month percent change ¹				
	Group code	Item code		Dec. 2021 to Dec. 2022 ^P	July to Aug.	Aug. to Sept. ^P	Sept. to Oct. ^P	Oct. to Nov. ^P
Plastic bottles.....	07	2A01014	10.5	2.5	-0.5	-0.9	-0.2	0.0
Polystyrene foam food containers.....	07	2A01015	11.2	-1.1	3.8	-7.6	1.5	1.0
Polystyrene foam protective shipping pads/shaped cushioning/other foam packaging supplies.....	07	2A01016	48.5	13.9	0.0	0.0	0.0	-0.8
Consumer, institutional, and commercial products, n.e.c.....	07	2B	12.4	0.6	-0.4	-0.5	0.3	0.5
All other consumer, institutional, and commercial products.....	07	2B01	12.4	0.6	-0.4	-0.5	0.3	0.5
All other consumer, institutional, and commercial products.....	07	2B0101	12.4	0.6	-0.4	-0.5	0.3	0.5
Consumer and institutional polystyrene foam products.....	07	2B01011	13.7	-0.2	0.4	-4.8	0.7	0.9
Consumer/institutional/commercial fabricated plastics products.....	07	2B01015	12.0	0.8	-0.6	0.4	0.2	0.0
Recyclable plastics.....	07	2C	-13.8	-0.3	-6.9	-8.2	-5.4	-2.5
Recyclable plastics.....	07	2C01	-13.8	-0.3	-6.9	-8.2	-5.4	-2.5
Recyclable plastics.....	07	2C0101	-13.8	-0.3	-6.9	-8.2	-5.4	-2.5
Lumber and wood products.....	08	-	-3.8	-0.8	-1.9	-1.7	-1.8	-1.5
Lumber.....	08	1	-24.6	-3.7	-4.9	-3.2	-3.2	-4.5
Softwood lumber.....	08	11	-26.1	-3.5	-5.2	-2.0	-1.2	-5.1
Softwood cut stock and dimension.....	08	1105	-21.6	0.7	-5.4	-2.9	-1.8	-4.4
Softwood cut stock and dimension.....	08	110503	-21.6	0.7	-5.4	-2.9	-1.8	-4.4
Softwood lumber, not edge worked.....	08	1106	-28.8	-4.1	-5.8	-2.0	-0.9	-5.6
Softwood lumber, not edge worked.....	08	110601	-28.8	-4.1	-5.8	-2.0	-0.9	-5.6
Softwood dressed lumber, less than 2 inches in nominal thickness, not edge worked.....	08	1106012	18.2	-7.6	-3.3	2.5	2.5	0.6
Softwood dressed 2-inch lumber, 2 inches in nominal thickness only, not edge worked.....	08	1106013	-42.8	-6.2	-8.2	-3.5	-1.2	-10.1
Softwood dressed lumber and timbers, more than 2 inches in nominal thickness, not edge worked.....	08	1106014	-23.8	9.5	-6.3	-4.1	-3.3	-0.4
Softwood lumber, made from purchased lumber.....	08	1107	-13.6	-1.7	-2.5	-1.6	-2.4	-3.2
Softwood lumber, made from purchased lumber.....	08	110701	-13.6	-1.7	-2.5	-1.6	-2.4	-3.2
Hardwood lumber.....	08	12	-21.2	-4.2	-4.4	-5.5	-7.4	-3.0
Hardwood cut stock and dimension.....	08	1203	-27.4	-4.2	-5.5	-5.0	-11.1	-4.2
Hardwood cut stock and dimension.....	08	120311	-27.4	-4.2	-5.5	-5.0	-11.1	-4.2
Hardwood flooring.....	08	1204	4.6	-0.6	-2.3	0.4	0.5	0.3
Oak and maple hardwood flooring.....	08	120401	3.4	-0.7	-2.7	0.5	0.7	0.3
Hardwood flooring, other than oak and maple.....	08	120402	10.7	0.2	0.0	0.0	-0.2	0.0
Hardwood lumber, not edge worked.....	08	1205	-37.3	-7.8	-6.3	-11.3	-9.5	-4.7
Hardwood lumber, not edge worked.....	08	120501	-37.3	-7.8	-6.3	-11.3	-9.5	-4.7
Millwork.....	08	2	7.5	1.1	-1.1	-0.3	-1.4	-0.6
General millwork.....	08	21	10.8	2.4	-0.7	0.2	-0.2	0.0
General millwork.....	08	2101	10.8	2.4	-0.7	0.2	-0.2	0.0
Stock wood kitchen cabinets, related cabinetwork and countertops.....	08	210102	3.4	1.5	0.0	0.0	0.0	0.0
Stock wood kitchen cabinets and related cabinetwork for permanent installation.....	08	2101021	2.3	0.0	0.0	0.0	0.0	0.0
Custom wood kitchen cabinets, bathroom vanities, and related cabinetwork.....	08	210105	17.1	0.0	0.0	0.0	0.1	3.1
Custom wood kitchen cabinets and related cabinetwork not sold direct to customer at retail.....	08	2101051	20.3	0.0	0.0	0.0	0.1	5.7
Custom wood kitchen cabinets, bathroom vanities, and related cabinet work sold at retail.....	08	2101052	14.2	0.0	0.0	0.0	0.0	0.8
Wood window units.....	08	210112	18.0	7.3	0.0	0.0	0.0	0.0
Double hung wood window units.....	08	2101121	13.7	0.0	0.0	0.0	0.0	0.0
Casement wood window units.....	08	2101122	19.1	9.6	0.0	0.0	0.0	0.0
All other wood window units, including horizontal sliding, awning and single hung.....	08	2101123	25.2	19.6	0.0	0.0	0.0	0.0
Wood sash, excluding sash shipped in window units.....	08	210122	19.6	9.3	0.0	0.0	0.0	0.0
Wood window & door frames, incl. door frames in door units, excl. window frames in window units.....	08	210132	-10.2	3.5	-7.5	0.0	-1.9	-6.8
Wood panel, flush, & molded face doors, interior & exterior, incl. doors with glazed sections.....	08	210142	19.0	0.4	0.3	3.0	0.1	0.2
Other wood doors, incl. garage, patio, bifold, cabinet, screen, storm and louver.....	08	210152	16.4	7.3	0.1	-0.2	0.2	-0.3
Wood moldings.....	08	210162	6.9	0.0	-0.9	0.0	-0.3	-1.3
Mirror and picture frames and framed pictures.....	08	210175	9.4	0.0	2.8	0.0	0.0	0.0
Other wood millwork products, including stairwork, exterior millwork, and softwood flooring.....	08	210183	4.9	-0.9	-4.3	-2.4	-2.6	-1.3
Prefabricated structural members.....	08	22	-2.6	-2.7	-2.4	-1.8	-4.9	-2.4
Prefabricated structural members.....	08	2201	-2.6	-2.7	-2.4	-1.8	-4.9	-2.4
Laminated veneer lumber.....	08	220107	15.0	0.5	0.0	-0.1	0.0	-0.5

See footnotes at end of table.

Table 7. Producer price index percentage changes for commodity and service groupings and individual items, not seasonally adjusted — Continued
 [December 2022]

Title	Commodity code		Unadjusted 12-month percent change ¹	Unadjusted 1-month percent change ¹				
	Group code	Item code		Dec. 2021 to Dec. 2022 ^P	July to Aug.	Aug. to Sept. ^P	Sept. to Oct. ^P	Oct. to Nov. ^P
Other engineered structural wood members, excluding trusses & laminated veneer lumber.....	08	220108	-3.0	-1.6	-1.1	-0.4	-6.6	-0.5
Wood trusses.....	08	220109	-5.1	-3.3	-3.0	-2.3	-5.4	-3.0
Plywood.....	08	3	1.5	-0.8	-0.7	-2.6	-4.0	-1.2
Softwood veneer and plywood.....	08	31	-3.3	-3.0	-1.3	-4.9	-5.8	-1.8
Softwood veneer and plywood.....	08	3103	-3.3	-3.0	-1.3	-4.9	-5.8	-1.8
Softwood veneer and plywood.....	08	310303	-3.3	-3.0	-1.3	-4.9	-5.8	-1.8
Softwood veneer, incl. veneer backed w/ paper, cloth, or other flexible material.....	08	3103031	-4.5	-6.0	-6.1	-6.5	-6.5	-5.1
Softwood plywood products: rough, sanded, and specialties.....	08	3103035	-3.0	-2.1	0.1	-4.5	-5.6	-0.9
Hardwood veneer and plywood.....	08	35	10.3	3.8	0.6	1.7	-0.8	-0.2
Hardwood veneer and plywood.....	08	3501	10.3	3.8	0.6	1.7	-0.8	-0.2
Hardwood veneer, including veneer backed with paper, cloth, or other flexible material.....	08	350102	14.5	0.6	2.2	0.3	0.4	0.3
Hardwood plywood.....	08	350104	5.8	2.2	-0.7	3.6	-1.5	-0.7
Hardwood veneered panels, including two-ply veneers.....	08	350107	17.6	16.1	2.1	-1.3	-0.5	0.5
Other wood products.....	08	4	4.5	-0.2	-0.3	-3.1	-1.2	-0.4
Wood pallets and pallet containers, wood and metal combination.....	08	41	5.2	-0.7	-0.5	-2.0	-2.0	-0.6
Wood pallets and pallet containers.....	08	4101	5.2	-0.7	-0.5	-2.0	-2.0	-0.6
Wood pallets and pallet containers, wood and metal combination.....	08	410101	5.2	-0.7	-0.5	-2.0	-2.0	-0.6
Wood boxes.....	08	42	-2.9	0.3	-0.9	-7.5	-2.3	-0.3
Wood boxes.....	08	4201	-2.9	0.3	-0.9	-7.5	-2.3	-0.3
Nailed and lock-corner wood boxes.....	08	420101	0.5	2.1	-2.0	0.0	0.0	-0.2
Wood box and crate shook.....	08	420102	7.6	-0.2	-1.3	-3.5	-5.9	-0.7
Other wood container parts and wood containers.....	08	420127	-11.8	0.0	0.0	-14.0	0.0	0.0
Miscellaneous wood products.....	08	49	5.7	0.4	0.1	-3.3	0.0	-0.3
Wood ties, siding, shingles, and shakes, and contract sawing of logs owned by others.....	08	4903	5.9	0.2	2.4	0.2	-0.1	1.3
Wood ties, siding, shingles, and shakes, and contract sawing of logs owned by others.....	08	490301	5.9	0.2	2.4	0.2	-0.1	1.3
Sawn wood fence stock, wood lath, and contract resawing and planing.....	08	4904	44.6	0.0	0.0	0.0	0.0	0.0
Sawn wood fence stock, wood lath, and contract resawing and planing.....	08	490401	44.6	0.0	0.0	0.0	0.0	0.0
All other miscellaneous wood products.....	08	4909	1.8	0.5	-0.1	-4.0	0.0	-0.5
All other miscellaneous wood products.....	08	490901	1.8	0.5	-0.1	-4.0	0.0	-0.5
Logs, bolts, timber, pulpwood and wood chips.....	08	5	4.6	-0.5	-0.2	-0.4	0.0	0.4
Logs, bolts, timber, pulpwood and wood chips.....	08	51	4.6	-0.5	-0.2	-0.4	0.0	0.4
Logs, bolts, timber, pulpwood and wood chips.....	08	5105	4.6	-0.5	-0.2	-0.4	0.0	0.4
Logs, bolts, timber and pulpwood.....	08	510502	2.3	-0.5	-0.1	-0.5	0.2	-0.3
Wood chips, excluding field chips.....	08	510505	-	-0.4	-0.5	0.0	-0.9	-
Prefabricated wood buildings & components.....	08	6	8.9	0.1	-0.3	-1.5	-0.3	-0.3
Prefabricated wood buildings & components.....	08	61	8.9	0.1	-0.3	-1.5	-0.3	-0.3
Prefabricated wood buildings and components.....	08	6101	8.9	0.1	-0.3	-1.5	-0.3	-0.3
Prefabricated stationary wood buildings, components (not sold as complete units).....	08	610101	-1.2	-0.4	0.2	-0.3	-0.4	-0.4
Prefabricated stationary wood buildings, precut packages (complete units).....	08	610102	12.7	0.7	-0.6	0.1	0.3	-0.1
Prefabricated stationary wood buildings, shipped in panel form (complete units).....	08	610103	34.1	0.6	-0.5	-2.5	-1.3	-0.9
Prefabricated stationary wood buildings, shipped in three-dimensional assemblies.....	08	610104	7.0	0.0	-0.4	-3.1	0.0	0.0
Prefabricated stationary wood buildings, three-dimensional assemblies, residential.....	08	6101041	7.0	0.0	-0.3	-3.7	0.0	0.0
Prefabricated stationary wood buildings, three-dimensional assemblies, nonresidential.....	08	6101042	6.6	0.1	-1.5	0.0	0.0	0.0
Treated wood and contract wood preserving.....	08	7	9.5	1.9	-1.7	0.0	0.2	-0.9
Treated wood and contract wood preserving.....	08	71	9.5	1.9	-1.7	0.0	0.2	-0.9
Treated wood.....	08	7101	10.0	2.0	-1.8	0.1	0.2	-0.9
Wood poles, piles, and posts owned and treated by the same establishment.....	08	710101	38.7	0.2	2.4	-0.3	0.7	1.1
Other wood products owned and treated by the same establishment.....	08	710102	-0.1	2.8	-3.6	0.2	0.0	-1.8
Contract wood preservation.....	08	7102	3.7	0.3	-0.2	-0.3	-0.5	-0.5
Receipts for treating wood owned by others w/ arsenical chemicals, creosote, & other chemicals.....	08	710201	3.7	0.3	-0.2	-0.3	-0.5	-0.5

See footnotes at end of table.

Table 7. Producer price index percentage changes for commodity and service groupings and individual items, not seasonally adjusted — Continued
 [December 2022]

Title	Commodity code		Unadjusted 12-month percent change ¹	Unadjusted 1-month percent change ¹				
	Group code	Item code		Dec. 2021 to Dec. 2022 ^P	July to Aug.	Aug. to Sept. ^P	Sept. to Oct. ^P	Oct. to Nov. ^P
Pulp, paper, and allied products.....	09	—	9.2	0.8	-0.5	-0.4	0.3	0.4
Pulp, paper, and prod., ex. bldg. paper.....	09	1	8.5	0.6	-0.7	-0.6	0.2	0.5
Wood pulp.....	09	11	21.3	7.4	0.0	-0.6	2.5	-0.4
Wood pulp.....	09	1105	21.3	7.4	0.0	-0.6	2.5	-0.4
Wood pulp.....	09	110501	21.3	7.4	0.0	-0.6	2.5	-0.4
Special alpha and dissolving wood pulp, incl. sulfite and sulfate and other wood pulp.....	09	1105012	21.9	8.7	0.0	-1.4	2.5	-0.2
All other miscellaneous pulp, other than wood, and pulp mill byproducts incl. turpentine.....	09	1105017	18.9	2.3	0.0	2.6	2.5	-1.1
Recyclable paper.....	09	12	-61.0	-11.0	-26.1	-31.9	-22.0	14.8
News and other low grade recyclable paper.....	09	1201	-42.8	-2.9	-11.9	-30.5	-17.4	0.0
News and other low grade recyclable paper.....	09	120125	-42.8	-2.9	-11.9	-30.5	-17.4	0.0
Corrugated recyclable paper.....	09	1203	-68.8	-10.1	-29.6	-37.6	-33.2	30.0
Corrugated recyclable paper.....	09	120325	-68.8	-10.1	-29.6	-37.6	-33.2	30.0
High grade recyclable paper (including pulp substitutes and deinking).....	09	1207	-38.2	-15.7	-20.5	-17.2	-0.7	-2.0
High grade recyclable (including pulp substitutes and deinking).....	09	120725	-38.2	-15.7	-20.5	-17.2	-0.7	-2.0
Paper.....	09	13	9.3	1.1	0.9	0.4	-0.1	0.5
Writing and printing papers.....	09	1301	14.8	1.1	1.5	1.2	0.5	0.8
Bleached bristol, clay-coated, uncoated, and industrial converted paper.....	09	130119	16.6	1.0	2.1	1.3	0.6	0.9
Printing paper, coated at establishments other than where paper was produced.....	09	130120	1.8	1.9	0.0	0.0	0.0	0.0
Newsprint.....	09	1302	25.8	0.9	2.9	0.0	0.0	0.0
Newsprint.....	09	130291	25.8	0.9	2.9	0.0	0.0	0.0
Packaging and industrial converting paper.....	09	1303	-0.2	0.9	0.0	-0.8	-0.5	-0.7
Coated and laminated single and multi-web paper.....	09	130321	20.4	7.3	-0.4	1.5	0.0	0.4
Single-web paper, rolls and sheets, including waxed, for flexible packaging uses.....	09	1303211	25.2	10.2	0.0	1.6	0.0	0.5
Multiweb laminated rolls and sheets, except foil, for flexible packaging uses.....	09	1303213	14.6	3.7	-1.0	1.3	0.0	0.3
Coated and laminated single and multi-web film.....	09	130322	-4.1	-0.3	0.1	-1.4	-0.6	-1.0
Single-web film, rolls, and sheets, including coextruded, for flexible packaging uses.....	09	130322A	-2.2	-1.0	0.5	-1.6	-0.6	0.3
Single-web film, rolls, and sheets, including coextruded, for flexible packaging uses.....	09	130322A1	-1.8	-0.8	0.7	-1.0	-0.4	0.0
Coextruded single-web film, for flexible packaging uses.....	09	130322A2	-4.3	-1.9	-0.4	-4.1	-1.7	1.9
All other coated and processed papers.....	09	1305	11.8	2.5	0.4	1.7	-1.9	4.1
Converted foil for nonpackaging applications.....	09	130505	19.5	3.5	9.3	0.0	0.0	0.0
Other coated and processed papers, except for packaging uses.....	09	130506	10.4	2.4	-0.7	2.1	-2.5	5.3
Paperboard.....	09	14	10.5	0.0	0.1	0.2	0.3	-0.3
Corrugated paperboard in sheets and rolls, lined and unlined.....	09	1405	9.7	0.3	0.2	0.1	0.0	0.0
Corrugated paperboard in sheets and rolls, lined and unlined.....	09	140551	9.7	0.3	0.2	0.1	0.0	0.0
Paperboard, excluding corrugated paperboard.....	09	1411	10.7	-0.1	0.1	0.3	0.3	-0.4
Recycled paperboard.....	09	141105	9.8	-0.3	0.3	0.1	0.0	-1.5
Unbleached kraft packaging and industrial converting paperboard.....	09	141107	8.4	0.0	0.0	0.0	0.0	0.0
Bleached packaging and industrial converting paperboard.....	09	141112	17.1	0.0	0.0	1.2	1.7	0.0
Converted paper and paperboard products.....	09	15	13.8	1.2	0.5	0.7	1.1	0.3
Sanitary paper products, including stock.....	09	1501	15.9	-0.3	1.4	1.4	4.2	-0.2
Sanitary paper products, including stock.....	09	150123	15.9	-0.3	1.4	1.4	4.2	-0.2
Sanitary tissue paper products, made in paper mills.....	09	1501233	18.7	-0.6	1.5	1.5	6.1	-0.4
Paper table napkins, industrial & retail pkgs bulk & dispenser types, made in paper mills.....	09	15012332	28.1	-0.1	1.0	0.2	12.4	0.0
Paper towels, industrial pkgs (rolled, folded, and interfolded), made in paper mills.....	09	15012335	25.9	0.0	0.0	4.6	8.1	0.0
Other sanitary paper products, made in paper mills.....	09	15012337	18.6	-0.7	1.2	0.9	2.8	-0.6
Disposable diapers and similar disposable products, purchased sanitary paper stock and wadding.....	09	1501234	4.2	0.0	0.3	2.4	0.0	0.0
Sanitary tissue paper products, made from purchased sanitary paper stock or wadding.....	09	1501235	16.4	0.5	3.7	0.6	2.4	0.1
Paper, plastic, and foil bags.....	09	1502	3.7	0.5	0.0	-0.1	-0.6	0.2
Uncoated single-web paper grocers' bags and sacks and variety and shopping bags.....	09	150214	4.8	0.0	0.0	0.0	0.0	1.4
Specialty bags, pouches and liners.....	09	150216	3.8	0.6	-0.1	-0.1	-0.7	0.0
Plastics, foil, and coated paper bags.....	09	1502161	16.4	-0.5	0.0	2.9	0.2	0.2
Specialty bags, pouches, and liners, multiweb laminations and foil, except film-film.....	09	15021612	15.1	-0.9	0.0	2.8	0.3	0.3
Single-web film specialty bags, pouches, and liners.....	09	1502162	1.9	0.7	-0.1	-0.5	-1.1	0.0
Polyethylene grocery and variety bags and pouches.....	09	15021621	3.4	-0.1	-0.2	-0.1	-0.8	0.0

See footnotes at end of table.

Table 7. Producer price index percentage changes for commodity and service groupings and individual items, not seasonally adjusted — Continued
 [December 2022]

Title	Commodity code		Unadjusted 12-month percent change ¹	Unadjusted 1-month percent change ¹				
	Group code	Item code		Dec. 2021 to Dec. 2022 ^P	July to Aug.	Aug. to Sept. ^P	Sept. to Oct. ^P	Oct. to Nov. ^P
Polyethylene refuse bags.....	09	15021622	-5.6	1.2	-0.4	-2.2	-3.4	0.0
Other polyethylene bags, pouches, and liners.....	09	15021625	9.2	3.3	0.1	-0.2	-0.8	0.1
Coextruded single-web film specialty bags, pouches, & liners.....	09	15021626	-1.8	0.0	-1.2	0.0	0.0	0.0
Multiweb film/film combination specialty bags, pouches and liners.....	09	1502163	8.6	0.0	0.0	-0.1	1.9	-0.1
Paper boxes and containers.....	09	1503	14.7	2.3	0.3	0.3	0.7	0.2
Corrugated shipping containers.....	09	150301	10.3	1.2	0.1	0.0	-0.1	-0.2
Corrugated shipping containers for food and beverages and carryout boxes for retail food.....	09	1503011	12.9	0.3	0.2	0.0	-0.2	0.0
Corrugated shipping containers for paper and allied products.....	09	1503012	7.8	0.0	0.0	0.0	0.0	-0.5
Corrugated shipping containers for metal and electrical machinery.....	09	1503013	10.8	7.7	0.0	0.0	0.0	-0.1
Corrugated shipping containers for all other end uses.....	09	1503014	10.6	0.1	0.0	0.0	0.0	0.0
Setup (rigid) paperboard boxes.....	09	150322	41.6	2.9	1.6	-0.3	2.8	1.6
Folding paperboard boxes, packaging, and packaging components.....	09	150336	21.9	4.6	0.5	0.9	2.1	0.8
Folding paperboard boxes, packaging, and packaging components.....	09	15033601	21.9	4.6	0.5	0.9	2.1	0.8
Paperboard fiber drums with ends of any material.....	09	150337	-1.4	2.0	0.0	-0.2	-0.3	0.0
Cups and liquid-tight paper and paperboard containers.....	09	150355	-	5.3	0.0	0.0	0.0	0.0
Other corrugated and solid fiber products, including containers, pallets, pads, etc.....	09	1504	9.3	-0.2	0.0	-0.2	0.0	0.0
Other corrugated and solid fiber products, including containers, pallets, pads, etc.....	09	150441	9.3	-0.2	0.0	-0.2	0.0	0.0
Office supplies and accessories.....	09	1506	25.3	2.9	-1.2	2.3	-3.4	3.7
Envelopes.....	09	150636	27.8	2.1	0.0	0.5	0.3	0.5
Die-cut paper and paperboard office supplies.....	09	150646	27.8	0.0	0.0	0.0	0.0	0.8
Paper supplies for business machines and other misc. unprinted office supplies.....	09	150655	22.5	7.6	-5.1	7.0	-14.9	13.7
Tablets, pads, and related products.....	09	150657	22.1	0.1	0.3	0.1	3.2	2.1
Fiber cans, tubes, and similar fiber products.....	09	1507	20.8	1.3	1.4	0.5	0.0	0.1
Fiber cans, all fiber and composite.....	09	150731	27.0	0.0	0.4	0.6	-0.4	0.3
Fiber cores and tubes.....	09	150732	18.0	2.0	2.0	0.4	0.2	0.0
Paperboard cones, reels, spools, bobbins, blocks, and all vulcanized fiber products.....	09	150733	1.4	0.0	0.0	0.1	0.0	0.0
Molded pulp goods, including egg cartons, florists pots, food trays, etc.....	09	1508	16.3	-0.2	1.8	0.1	0.7	3.1
Molded pulp goods, including egg cartons, florists pots, food trays, etc.....	09	150814	16.3	-0.2	1.8	0.1	0.7	3.1
Miscellaneous converted paper and paperboard products.....	09	1509	9.3	0.5	0.4	0.4	0.2	-0.2
Pasted, lined, laminated, or surface-coated paperboard.....	09	150901	13.2	1.5	0.5	0.0	0.0	0.0
Wallcoverings.....	09	150902	0.0	0.0	0.0	0.0	0.0	0.0
Other sanitary paper products & misc. converted paper & paperboard products.....	09	150999	9.1	0.4	0.4	0.5	0.2	-0.2
Miscellaneous converted paper and paperboard products.....	09	1509992	12.0	0.5	0.6	0.7	0.3	-0.3
Pressure-sensitive products.....	09	16	13.8	1.1	1.2	0.1	0.1	1.2
Pressure-sensitive products.....	09	1601	13.8	1.1	1.2	0.1	0.1	1.2
Pressure-sensitive products.....	09	160101	13.8	1.1	1.2	0.1	0.1	1.2
Building paper & building board mill prods.....	09	2	-14.3	5.7	-5.7	-2.8	-0.4	-3.4
Hardboard, particleboard & fiberboard prods.....	09	22	-14.3	5.7	-5.7	-2.8	-0.4	-3.4
Particleboard and fiberboard.....	09	2201	-17.3	6.3	-6.3	-3.4	-0.5	-3.7
Particleboard made from particleboard produced at the same location.....	09	220125	7.6	-1.0	1.4	-1.8	0.2	-0.6
Prefinished particleboard and medium density fiberboard (MDF) made from purchased materials.....	09	220141	11.6	0.0	1.1	1.2	0.4	-3.1
Hardboard products.....	09	2202	27.1	0.0	0.2	3.1	-0.2	-0.5
Hardboard products.....	09	220206	27.1	0.0	0.2	3.1	-0.2	-0.5
Publications, printed matter and printing material.....	09	4	14.7	1.0	0.6	0.2	0.5	0.7
Books printing.....	09	44	23.0	1.2	1.0	1.1	1.5	0.5
Books printing.....	09	4401	23.0	1.2	1.0	1.1	1.5	0.5
Books printing.....	09	440114	23.0	1.2	1.0	1.1	1.5	0.5
Textbook printing and binding.....	09	4401141	23.2	0.9	0.3	0.7	0.1	0.0
Technical, scientific, & professional book printing & binding.....	09	4401143	22.4	0.2	1.7	0.7	0.0	0.7
Religious book printing and binding.....	09	4401145	26.2	2.0	2.2	1.1	0.6	0.1
General book (trade, etc.) printing and binding.....	09	4401147	37.1	1.6	1.5	2.2	3.8	0.1
Other book and pamphlet printing and binding.....	09	440114E	6.3	1.2	0.1	0.0	0.0	1.9
Manifold business forms printing.....	09	45	0.2	0.0	0.0	0.0	0.0	0.1
Manifold business forms printing.....	09	4501	0.2	0.0	0.0	0.0	0.0	0.1
Manifold business forms printing, excluding checkbooks.....	09	450105	0.2	0.0	0.0	0.0	0.0	0.1
Commercial printing.....	09	47	15.3	1.1	0.6	0.2	0.5	0.8
Magazine and periodical printing.....	09	4701	16.6	0.4	3.0	0.4	0.0	1.5

See footnotes at end of table.

Table 7. Producer price index percentage changes for commodity and service groupings and individual items, not seasonally adjusted — Continued
[December 2022]

Title	Commodity code		Unadjusted 12-month percent change ¹	Unadjusted 1-month percent change ¹				
	Group code	Item code		Dec. 2021 to Dec. 2022 ^P	July to Aug.	Aug. to Sept. ^P	Sept. to Oct. ^P	Oct. to Nov. ^P
Magazine and periodical printing (lithographic).....	09	470102	16.6	0.4	3.0	0.4	0.0	1.5
Label and wrapper printing for packaging.....	09	4702	16.7	0.1	0.6	0.1	0.0	0.1
Label and wrapper printing (lithographic).....	09	470202	4.4	0.0	0.0	0.0	0.0	0.0
Label and wrapper printing (flexographic).....	09	470205	20.8	0.1	0.9	0.2	0.0	0.1
Catalog and directory printing.....	09	4703	14.6	6.6	-0.2	-0.2	0.5	0.2
Catalog and directory printing (lithographic).....	09	470302	14.6	6.6	-0.2	-0.2	0.5	0.2
Advertising printing.....	09	4705	11.9	0.8	0.2	0.2	0.7	0.4
Advertising printing (lithographic).....	09	470506	12.3	0.8	0.2	0.3	0.7	0.4
Other general job printing.....	09	4706	19.2	1.5	0.3	0.1	0.5	2.6
Quick printing.....	09	470604	7.2	0.0	0.0	0.0	0.0	2.0
Other commercial and general job printing.....	09	470609	23.6	1.7	0.3	0.1	0.6	2.9
Other commercial and general job printing (lithographic).....	09	4706091	24.7	1.8	0.3	0.1	0.6	3.0
All other commercial and general job printing.....	09	4706094	0.2	0.0	0.0	0.0	0.0	0.0
Other commercial printing, incl. screen, engraving, digital, & general job exc. labels/wrappers.....	09	4711	12.1	0.9	0.8	0.3	0.9	0.6
Commercial screen printing, excluding on garments, apparel accessories, & other fabric articles.....	09	471101	14.3	2.7	0.0	1.3	0.0	2.3
Screen printing (excluding on textiles, apparel, apparel accessories, and labels).....	09	4711012	14.3	2.7	0.0	1.3	0.0	2.3
Other commercial and general job screen printing.....	09	47110123	4.5	0.0	0.0	0.0	0.0	0.0
Digital printing.....	09	471103	11.1	0.7	1.0	0.0	1.2	0.3
Blankbooks, binders, and bookbinding work.....	09	48	11.3	0.1	0.3	0.2	0.0	0.2
Tradebinding and related work.....	09	4802	9.9	0.3	0.9	0.6	0.0	0.6
Miscellaneous binding and postpress work, incl. collating, perforating, folding, gluing, etc.....	09	480203	6.9	0.0	0.2	0.0	0.0	0.0
Softcover, pamphlet, sample book, and other binding of books and materials printed elsewhere.....	09	480204	16.9	1.3	1.8	1.6	0.0	1.7
Services for the printing trade.....	09	49	2.6	0.0	0.0	0.0	0.0	0.0
Prepress services, including platemaking.....	09	4905	2.6	0.0	0.0	0.0	0.0	0.0
Prepress services, excl platemaking (incl film, assembled flats, color sep., typesetting, etc.).....	09	490501	3.9	0.0	0.0	0.0	0.0	0.0
Printing plates and cylinders, prepared for printing (excl. blank plates and blank cylinders).....	09	490502	0.7	0.0	0.0	0.0	0.0	0.0
Metals and metal products.....	10	—	-7.0	-1.4	-2.4	-2.3	-0.2	0.0
Iron and steel.....	10	1	-24.4	-4.8	-5.3	-4.4	-2.5	-0.8
Iron ores.....	10	11	11.9	-1.0	-0.3	0.4	0.0	0.0
Iron ores.....	10	1105	11.9	-1.0	-0.3	0.4	0.0	0.0
Iron ores.....	10	110555	11.9	-1.0	-0.3	0.4	0.0	0.0
Iron and steel scrap.....	10	12	-27.7	-8.0	-3.4	-3.4	-3.3	8.3
Carbon steel scrap.....	10	1211	-27.8	-8.1	-3.9	-3.2	-4.0	8.3
Heavy melting scrap.....	10	121191	-27.5	-12.2	4.2	-2.6	-3.2	9.0
Carbon steel scrap bundles.....	10	121192	-37.4	-10.0	-6.8	-7.2	-5.9	6.2
Shredded carbon steel scrap.....	10	121193	-25.2	-6.1	-7.2	-4.8	-5.0	8.1
Cut plate and structural scrap.....	10	121194	-25.6	-6.3	-2.5	-1.7	-2.2	8.3
Other carbon steel scrap.....	10	121195	-34.0	-10.1	-3.0	12.7	0.0	9.8
Stainless and other alloy steel scrap.....	10	1212	-21.6	-3.4	1.0	-8.4	6.3	19.9
Stainless and other alloy steel scrap.....	10	121208	-21.6	-3.4	1.0	-8.4	6.3	19.9
Cast iron scrap.....	10	1213	-22.8	-6.1	-2.2	-0.4	-3.0	0.1
Cast iron scrap.....	10	121308	-22.8	-6.1	-2.2	-0.4	-3.0	0.1
Other ferrous scrap.....	10	1215	-52.1	-20.6	8.0	-2.8	2.4	-17.5
Other ferrous scrap.....	10	121501	-52.1	-20.6	8.0	-2.8	2.4	-17.5
Foundry and forge shop products.....	10	15	12.2	-1.4	0.0	-0.4	0.5	-0.8
Pressure and soil pipe & fittings, cast iron.....	10	1502	26.4	1.3	-0.5	-0.5	6.6	0.9
Pressure pipe & fittings, cast iron.....	10	15021	25.6	1.6	-0.6	-0.6	8.3	1.2
Pressure pipe & fittings, ductile iron.....	10	150211	23.4	1.7	-0.6	-0.7	8.6	-0.9
Other gray and ductile iron castings.....	10	1504	5.0	0.1	-0.3	1.3	0.0	-2.3
Ductile iron castings (excluding pressure pipe & fittings).....	10	150413	5.9	0.3	-0.2	1.4	0.0	-1.1
Ductile iron castings for automotive uses.....	10	1504131	-0.5	-0.3	-0.1	0.3	-0.1	-2.3
Ductile iron castings for all other uses.....	10	1504132	11.0	0.9	-0.2	2.1	0.1	-0.1
Gray iron castings (excluding soil & pressure pipe & fittings).....	10	150419	4.3	-0.1	-0.4	1.3	0.0	-3.3
Steel investment castings.....	10	1506	10.8	-1.4	0.0	-2.2	0.0	0.0
Steel investment castings.....	10	150624	10.8	-1.4	0.0	-2.2	0.0	0.0
Carbon steel castings, except investment.....	10	1507	13.4	-0.1	-0.5	0.1	0.4	2.6
Carbon steel castings, except investment.....	10	150701	13.4	-0.1	-0.5	0.1	0.4	2.6
High alloy steel castings, excluding investment.....	10	1508	—	-3.2	0.0	0.0	0.0	—

See footnotes at end of table.

Table 7. Producer price index percentage changes for commodity and service groupings and individual items, not seasonally adjusted — Continued
 [December 2022]

Title	Commodity code		Unadjusted 12-month percent change ¹	Unadjusted 1-month percent change ¹				
	Group code	Item code		Dec. 2021 to Dec. 2022 ^P	July to Aug.	Aug. to Sept. ^P	Sept. to Oct. ^P	Oct. to Nov. ^P
High alloy steel castings, excluding investment	10	150801	-	-3.2	0.0	0.0	0.0	-
Other alloy steel castings, except investment	10	1509	15.9	0.0	0.4	-1.0	0.0	0.0
Other alloy steel castings, except investment	10	150901	15.9	0.0	0.4	-1.0	0.0	0.0
Other forge shop products	10	1513	12.3	-3.2	0.2	-1.0	-0.2	-1.2
Closed die forgings, ferrous	10	151359	7.6	-3.5	1.4	-0.7	-0.8	-1.5
Hot impression die impact, press and upset steel forgings	10	15135912	6.6	-3.7	0.1	-0.8	-0.8	-1.5
Hot impression die impact, press, and upset carbon steel forgings	10	151359121	2.0	-	0.2	-1.2	-0.4	-3.6
Hot impression die impact, press, & upset alloy steel forgings, except stainless and high temp.	10	151359122	6.2	-1.8	0.1	-0.5	-1.4	0.5
Steel mill products	10	17	-28.7	-4.8	-6.7	-5.5	-3.0	-2.7
Semifinished steel mill products	10	1702	-4.2	-3.6	-3.3	-2.1	-2.9	0.6
Hot rolled steel bars, plates, and structural shapes	10	1704	3.4	-2.4	-2.5	-1.3	-1.0	-2.4
Hot rolled steel bars, plates, and structural shapes, carbon	10	170410	2.7	-2.9	-2.5	-1.2	-0.8	-2.6
Steel wire	10	1705	11.5	3.4	-2.2	-2.0	-0.9	-1.4
Steel wire, carbon	10	170501	5.1	-2.6	-1.9	-1.0	-1.7	-2.0
Steel wire, stainless steel	10	170502	-	23.1	-2.7	-4.3	-	-
Steel pipe and tube	10	1706	-4.8	-1.0	-0.7	-1.3	-1.9	-2.9
Steel pipe and tube, carbon	10	170652	-7.9	-1.7	-1.1	-2.5	-2.2	-2.5
Steel pipe and tube, stainless steel	10	170674	11.4	-2.3	-3.4	0.9	-1.0	-1.3
Cold rolled steel sheet and strip	10	1707	-50.6	-2.8	-13.2	-16.5	-3.3	-1.9
Cold rolled steel sheet and strip	10	170710	-50.6	-2.8	-13.2	-16.5	-3.3	-1.9
Cold finished steel bars and bar shapes	10	1708	-0.4	0.4	-0.2	-2.9	0.2	-0.8
Cold finished steel bars and bar shapes	10	170810	-0.4	0.4	-0.2	-2.9	0.2	-0.8
Electrometallurgical ferroalloy products	10	1712	35.9	-10.5	-2.4	-2.7	-1.5	-1.0
Electrometallurgical ferroalloy products	10	171201	35.9	-10.5	-2.4	-2.7	-1.5	-1.0
Nonferrous metals	10	2	-0.4	1.2	-1.7	-3.1	2.8	1.4
Nonferrous metal ores	10	21	-0.2	3.7	-2.3	-5.4	5.2	1.4
Other metal ores	10	2112	-	0.0	-2.5	-9.1	-	-
Other metal ores	10	211201	-	0.0	-2.5	-9.1	-	-
Primary nonferrous metals	10	22	-7.3	1.6	-4.8	-2.7	7.2	2.6
Primary nonferrous metals	10	2201	-7.3	1.6	-4.8	-2.7	7.2	2.6
Copper cathode and refined copper	10	220131	-	1.7	-0.1	-0.9	-	-
Other nonferrous metals, unalloyed	10	220181	-	-0.6	-5.4	-2.9	4.8	-
Nonferrous scrap	10	23	-3.9	5.0	-1.9	-4.4	1.4	2.4
Copper base scrap	10	2301	-7.6	3.0	1.2	-2.9	9.2	2.0
No. 1 copper scrap, including wire	10	230101	-9.4	3.2	1.4	-4.5	13.7	1.1
No. 2 copper scrap, including wire	10	230102	-9.1	3.3	2.3	-4.7	14.5	1.6
Yellow brass scrap	10	230103	-10.2	7.9	1.4	-0.2	4.1	3.8
Other copper and brass scrap	10	230104	-	-0.9	0.0	-0.3	0.4	-
Aluminum base scrap	10	2302	-14.1	8.5	-4.7	-7.4	-0.7	10.1
Used beverage can scrap	10	230205	-15.2	1.3	-5.9	-7.7	7.9	2.3
Other old aluminum base scrap	10	230206	-8.0	-1.7	-2.2	1.4	3.1	1.7
Other nonferrous scrap (including lead, zinc and precious metals)	10	2303	11.1	3.7	-1.7	-3.0	-2.3	-3.2
Other nonferrous scrap (including lead, zinc and precious metals)	10	230309	11.1	3.7	-1.7	-3.0	-2.3	-3.2
Secondary nonferrous metals	10	24	1.2	2.3	-4.3	-2.3	5.1	0.8
Secondary aluminum	10	2402	1.1	-2.9	-1.7	-3.7	-2.1	0.4
Secondary aluminum	10	240229	1.1	-2.9	-1.7	-3.7	-2.1	0.4
Secondary copper, alloyed and unalloyed	10	2403	-7.2	0.2	-3.7	-4.7	2.4	-2.7
Secondary copper, alloyed and unalloyed	10	240339	-7.2	0.2	-3.7	-4.7	2.4	-2.7
Secondary precious metals	10	2406	-	5.6	-5.1	-3.7	15.8	-
Secondary precious metals	10	240669	-	5.6	-5.1	-3.7	15.8	-
All other miscellaneous secondary nonferrous metals	10	2408	-3.1	8.8	-8.8	5.9	-1.2	4.8
Nonferrous mill shapes	10	25	-2.8	-2.2	-0.5	-3.5	0.3	1.2
Aluminum mill shapes	10	2501	-5.7	-3.5	-1.3	-3.0	-1.9	1.3
Aluminum sheet and strip	10	250105	-	-5.4	-1.5	-3.1	-2.3	-
Extruded aluminum rod, bar, and other extruded shapes	10	250162	-0.2	-2.8	-0.4	-4.2	-1.0	1.3
Aluminum extruded and drawn pipe and tube	10	250163	-7.4	-4.4	-0.4	-4.7	-1.3	1.5
Copper and brass mill shapes	10	2502	-3.6	0.1	1.1	-4.9	5.4	1.5
Copper and copper alloy sheet, strip and plate	10	250237	4.4	3.7	0.1	-2.1	7.2	1.0
Copper and copper alloy rod, bar and shapes	10	250238	-5.1	0.4	-0.2	-2.6	7.5	1.2
Copper and copper alloy pipe and tube	10	250239	-	-2.6	4.2	-10.7	0.1	-
Nickel and nickel-base alloy mill shapes	10	2504	19.4	-2.8	-1.5	-3.5	-2.4	-0.2
Nickel and nickel-base alloy mill shapes	10	250466	19.4	-2.8	-1.5	-3.5	-2.4	-0.2

See footnotes at end of table.

Table 7. Producer price index percentage changes for commodity and service groupings and individual items, not seasonally adjusted — Continued
 [December 2022]

Title	Commodity code		Unadjusted 12-month percent change ¹	Unadjusted 1-month percent change ¹				
	Group code	Item code		Dec. 2021 to Dec. 2022 ^P	July to Aug.	Aug. to Sept. ^P	Sept. to Oct. ^P	Oct. to Nov. ^P
Titanium and titanium-base alloy mill shapes.....	10	2505	15.6	0.0	0.7	0.4	0.0	0.0
Titanium and titanium-base alloy mill shapes.....	10	250505	15.6	0.0	0.7	0.4	0.0	0.0
Other nonferrous mill shapes.....	10	2519	0.0	-0.8	-0.3	-3.5	0.3	0.3
All other nonferrous metal mill shapes, except precious metal.....	10	251935	3.3	-1.2	0.2	-5.1	0.5	0.5
Nonferrous wire and cable.....	10	26	6.1	-0.1	-0.4	-0.4	3.2	1.0
Nonferrous wire and cable.....	10	2603	6.1	-0.1	-0.4	-0.4	3.2	1.0
Electronic wire and cable.....	10	260301	4.1	2.1	-2.4	3.0	0.3	0.0
Copper wire and cable.....	10	260314	-6.5	-5.3	0.2	-1.4	2.5	1.2
Power wire and cable.....	10	260332	20.6	0.7	-0.1	-	-	3.4
Fiber optic cable.....	10	260333	16.3	7.2	0.2	0.0	0.0	0.0
Other wire and cable.....	10	260398	8.9	-0.6	-2.0	1.0	-0.1	0.8
Nonferrous forge shop products.....	10	27	7.9	0.6	0.0	-2.1	0.4	0.1
Nonferrous forge shop products.....	10	2701	7.9	0.6	0.0	-2.1	0.4	0.1
Nonferrous forge shop products.....	10	270111	7.9	0.6	0.0	-2.1	0.4	0.1
Hot impression die, impact, press and upset aluminum and other nonferrous forgings.....	10	2701111	8.5	0.6	0.0	-2.2	0.4	0.1
Hot impression die, impact, press and upset aluminum and aluminum alloy forgings.....	10	27011111	6.0	-0.1	0.0	-4.2	0.2	0.1
Hot impression die, impact, press and upset titanium and titanium alloy forgings.....	10	27011112	11.1	0.0	0.0	0.0	0.0	0.0
Other nonferrous hot impression die impact, press, and upset forgings.....	10	27011113	11.6	5.4	0.0	0.0	2.5	0.0
Nonferrous foundry shop products.....	10	28	11.4	0.1	1.1	-0.5	1.4	0.0
Aluminum castings.....	10	2802	10.4	0.1	1.0	-0.4	2.0	0.0
Aluminum die-castings.....	10	280207	9.1	-0.1	0.0	-0.6	2.5	-0.3
Aluminum castings, excluding die-castings.....	10	280208	13.1	0.6	3.0	0.1	1.0	0.6
Castings, nonferrous (except aluminum).....	10	2807	13.2	0.0	1.3	-0.8	0.2	-0.1
Castings, nonferrous (except aluminum).....	10	280701	13.2	0.0	1.3	-0.8	0.2	-0.1
Nonferrous die-castings (except aluminum).....	10	2807011	24.9	-1.3	1.8	-1.4	-0.4	0.1
Copper base castings (excluding die-castings).....	10	2807013	2.1	-0.3	1.3	-0.4	1.3	-0.5
Metal containers.....	10	3	18.5	0.1	0.6	-0.2	-0.5	0.0
Metal cans and can components.....	10	31	24.2	-0.1	0.7	0.0	0.0	0.0
Steel cans and tinware end products.....	10	3102	41.8	-0.2	1.9	0.0	0.0	0.0
Steel cans and tinware end products.....	10	310231	41.8	-0.2	1.9	0.0	0.0	0.0
Aluminum cans and can components.....	10	3103	15.6	0.0	0.0	-0.1	0.0	0.0
Aluminum cans and can components.....	10	310331	15.6	0.0	0.0	-0.1	0.0	0.0
Barrels, drums, pails and other metal containers.....	10	32	1.8	0.5	0.2	-0.8	-2.3	0.0
Barrels, drums, pails and other metal containers.....	10	3201	1.8	0.5	0.2	-0.8	-2.3	0.0
Steel shipping barrels and drums (excl. beer barrels) (more than 12-gallon capacity).....	10	320106	-10.7	1.6	0.6	-2.7	-7.9	0.0
All other metal containers.....	10	320107	10.5	0.0	0.0	0.0	0.0	-0.1
Hardware.....	10	4	5.6	0.5	0.0	0.2	0.4	0.1
Hardware, n.e.c.....	10	41	4.4	0.6	0.0	-0.4	0.5	0.0
Builders' hardware.....	10	4101	5.6	1.0	0.0	-0.6	0.1	0.0
Builders' hardware (lock units, key blanks, door & window hardware, cabinet hardware, etc.).....	10	410104	5.6	1.0	0.0	-0.6	0.1	0.0
Transportation equipment hardware.....	10	4103	2.7	0.4	0.0	-0.3	1.4	0.0
Motor vehicle hardware.....	10	410311	2.1	0.0	0.0	0.0	3.0	0.0
Other transportation equipment hardware, incl. marine & aircraft (excl. motor vehicle hardware).....	10	410341	4.4	1.8	0.0	-1.1	-3.3	0.0
Furniture hardware.....	10	4104	6.8	0.0	0.0	0.0	-0.4	0.0
Furniture hardware.....	10	410411	6.8	0.0	0.0	0.0	-0.4	0.0
Other miscellaneous hardware.....	10	4105	2.8	0.1	0.0	-0.1	0.0	0.0
Other miscellaneous hardware.....	10	410502	2.8	0.1	0.0	-0.1	0.0	0.0
Hand and edge tools.....	10	42	7.8	0.2	0.0	1.3	0.3	0.2
Hand and edge tools.....	10	4201	7.8	0.2	0.0	1.3	0.3	0.2
Mechanics hand service tools.....	10	420135	7.4	0.5	-0.9	1.7	0.7	0.5
Edge tools, hand operated.....	10	420145	8.4	0.0	2.3	0.0	0.0	0.0
All other misc handtools, including cutting dies, machine & power-driven (except metal cutting).....	10	420155	7.7	0.0	0.0	0.3	0.0	0.0
All other handtools, n.e.c.....	10	4201554	7.3	0.0	0.0	0.4	0.0	0.0
Saw blades and handsaws.....	10	420168	8.8	0.0	0.0	3.0	0.0	0.0
Plumbing fixtures and fittings.....	10	5	9.2	-0.3	0.6	0.4	0.0	0.2
Plumbing fixture fittings and trim.....	10	54	9.4	0.1	0.0	0.5	0.0	0.0

See footnotes at end of table.

Table 7. Producer price index percentage changes for commodity and service groupings and individual items, not seasonally adjusted — Continued
 [December 2022]

Title	Commodity code		Unadjusted 12-month percent change ¹	Unadjusted 1-month percent change ¹				
	Group code	Item code		Dec. 2021 to Dec. 2022 ^P	July to Aug.	Aug. to Sept. ^P	Sept. to Oct. ^P	Oct. to Nov. ^P
Plumbing fixtures, fittings, and trim.....	10	5402	9.4	0.1	0.0	0.5	0.0	0.0
Lavatory and sink fittings.....	10	540218	11.0	1.9	0.0	0.5	0.0	0.0
Miscellaneous plumbing fixtures, fittings, and trim.....	10	540223	10.1	-1.8	0.0	0.0	0.0	0.0
Enameled iron & metal sanitary ware.....	10	56	12.4	-1.6	1.9	0.3	0.1	0.8
Enameled iron and metal sanitary ware.....	10	5601	12.4	-1.6	1.9	0.3	0.1	0.8
Enameled iron and metal sanitary ware.....	10	560102	12.4	-1.6	1.9	0.3	0.1	0.8
Heating equipment.....	10	6	12.3	0.5	0.2	0.3	2.8	0.3
Steam and hot water equipment.....	10	61	12.7	2.0	0.7	0.0	0.0	0.0
Steam and hot water equipment.....	10	6101	12.7	2.0	0.7	0.0	0.0	0.0
Cast iron heating boilers, radiators and convectors.....	10	610106	-	2.4	0.0	0.0	0.0	0.0
Furnaces and heaters, including parts.....	10	62	17.7	0.7	0.1	0.5	3.2	0.0
Furnaces and heaters, including parts.....	10	6201	17.7	0.7	0.1	0.5	3.2	0.0
Furnaces and heaters, including parts.....	10	620146	17.7	0.7	0.1	0.5	3.2	0.0
Warm air furnaces, including parts.....	10	6201461	18.2	0.6	0.1	0.4	2.8	0.0
Warm air furnaces.....	10	62014611	14.3	0.6	0.1	0.5	3.2	0.0
Floor and wall furnaces, unit heaters, infrared heaters, & mechanical stokers, including parts.....	10	6201462	15.2	1.8	0.0	0.8	5.4	0.0
Other heating equipment, non-electric, including parts.....	10	63	18.0	0.1	0.2	0.4	5.2	1.3
Other heating equipment, non-electric, including parts.....	10	6301	18.0	0.1	0.2	0.4	5.2	1.3
Other heating equipment, non-electric, including parts.....	10	630161	18.0	0.1	0.2	0.4	5.2	1.3
Domestic heating stoves.....	10	64	15.1	0.0	0.0	0.0	7.4	0.0
Domestic heating stoves.....	10	6401	15.1	0.0	0.0	0.0	7.4	0.0
Domestic heating stoves.....	10	640141	15.1	0.0	0.0	0.0	7.4	0.0
Domestic water heaters.....	10	66	0.6	0.0	0.0	0.0	0.0	0.0
Domestic water heaters.....	10	6601	0.6	0.0	0.0	0.0	0.0	0.0
Household water heaters, electric, for permanent installation.....	10	660101	0.5	0.0	0.0	0.0	0.0	0.0
Household water heaters, except electric.....	10	660114	0.7	0.0	0.0	0.0	0.1	0.0
Fabricated structural metal products.....	10	7	4.7	-0.2	-0.8	-0.7	-0.8	-0.3
Metal doors, sash, and trim.....	10	71	10.0	0.1	-1.6	0.7	0.1	0.0
Metal doors and frames (except storm).....	10	7102	8.8	0.1	-0.7	0.6	0.2	0.0
Metal doors and frames (except storm).....	10	710209	8.8	0.1	-0.7	0.6	0.2	0.0
Metal windows (except storm sash).....	10	7103	15.1	0.5	-0.4	1.2	0.0	0.0
Metal windows (except storm sash).....	10	710313	15.1	0.5	-0.4	1.2	0.0	0.0
Metal molding and trim and store fronts.....	10	7104	6.0	0.0	-8.7	0.6	0.0	0.0
Metal molding and trim and store fronts.....	10	710413	6.0	0.0	-8.7	0.6	0.0	0.0
Metal combination screen, storm sash, and storm doors.....	10	7105	10.1	0.0	0.0	1.8	0.0	0.0
Metal combination screen, storm sash, and storm doors.....	10	710515	10.1	0.0	0.0	1.8	0.0	0.0
Metal window and door screens (except combination screens) and metal weather strip.....	10	7107	13.1	0.0	0.0	0.1	0.0	0.0
Metal window and door screens (except combination screens) and metal weather strip.....	10	710717	13.1	0.0	0.0	0.1	0.0	0.0
Metal tanks.....	10	72	10.8	0.2	0.3	0.2	0.0	-0.1
Metal tanks.....	10	7201	10.8	0.2	0.3	0.2	0.0	-0.1
Metal tanks, heavy gauge, including field-erected.....	10	720123	10.8	0.2	0.3	0.2	0.0	-0.1
Sheet metal products.....	10	73	8.0	1.1	-0.7	0.4	-1.1	-0.1
Sheet metal products.....	10	7301	8.0	1.1	-0.7	0.4	-1.1	-0.1
Sheet metal air-conditioning ducts and stove pipe.....	10	730120	5.1	0.0	0.1	0.0	0.0	0.0
Sheet metal roofing and roof drainage equipment.....	10	730170	8.8	-0.4	-0.4	2.3	-3.8	0.5
Sheet metal electronic enclosures.....	10	7301C	10.5	-0.5	0.1	0.0	-0.1	0.0
Steel sheet metal computer & peripheral equipment enclosures.....	10	7301C1	3.6	-0.3	0.1	0.8	-0.1	0.1
Aluminum sheet metal computer & peripheral equipment enclosures.....	10	7301C2	18.5	-0.9	0.1	0.0	-0.1	0.0
Other sheet metal electronic enclosures (excl. computers).....	10	7301C3	11.2	-0.4	0.0	-0.4	-0.1	0.0
Other sheet metal work.....	10	7301G	11.2	-0.1	1.7	0.4	-0.7	-0.2
Aluminum and other sheet metal work.....	10	7301G3	3.6	-0.2	0.1	0.6	-1.2	-0.3
Structural, architectural, and pre-engineered metal products.....	10	74	2.2	-1.1	-1.1	-1.5	-1.2	-0.4
Fabricated structural metal.....	10	7405	7.8	-0.5	-1.1	-1.5	-0.6	-0.6
Fabricated structural metal bar joists and concrete reinforcing bars.....	10	74051	2.2	-1.5	-1.4	-2.5	-0.8	-1.0
Fabricated structural iron & steel for industrial bldgs metal bar joists, short span.....	10	740510	3.3	-0.6	-3.2	-5.7	-1.2	-0.2
Fabricated structural iron & steel for commercial, residential, institutional, & public bldgs.....	10	740514	2.0	-1.7	-1.0	-1.9	-0.7	-1.1
Other fabricated structural metal, including for bridges.....	10	74055	17.1	1.0	-0.6	0.0	-0.2	-0.1
Fabricated structural metal for bridges.....	10	740553	15.4	6.1	-1.1	2.7	0.2	-1.1

See footnotes at end of table.

Table 7. Producer price index percentage changes for commodity and service groupings and individual items, not seasonally adjusted — Continued
 [December 2022]

Title	Commodity code		Unadjusted 12-month percent change ¹	Unadjusted 1-month percent change ¹				
	Group code	Item code		Dec. 2021 to Dec. 2022 ^P	July to Aug.	Aug. to Sept. ^P	Sept. to Oct. ^P	Oct. to Nov. ^P
Other fabricated structural iron and steel, aluminum, and other metals...	10	740554	17.4	0.3	-0.5	-0.4	-0.3	0.0
Custom roll form products.....	10	7407	-21.0	-3.5	-2.7	-4.0	-5.0	0.0
Custom roll form products.....	10	740775	-21.0	-3.5	-2.7	-4.0	-5.0	0.0
Ornamental and architectural metal work.....	10	7408	13.6	0.1	0.2	0.0	-0.2	0.0
Iron, steel, and aluminum stairs, staircases and fire escapes.....	10	740803	11.9	-0.2	-0.1	-0.1	-0.3	0.0
Steel and aluminum fences, gates (not wire), and railings and window guards.....	10	740813	12.6	0.5	1.3	0.0	0.0	0.0
Open metal flooring, grating and studs.....	10	740814	-	-	-	-	-	-
Other architectural and ornamental metal work.....	10	74082	25.8	0.3	0.2	0.0	0.0	0.0
Other aluminum and metal architectural and ornamental work.....	10	740821	32.1	1.1	0.5	0.0	0.0	0.0
Other iron and steel architectural and ornamental work.....	10	740822	23.7	-0.1	0.1	0.0	0.0	0.0
Fabricated metal pipe, tube, and fittings.....	10	7411	-0.2	-2.0	-1.1	-0.4	-1.1	-0.4
Fabricated metal pipe, tube, and fittings.....	10	741151	-0.2	-2.0	-1.1	-0.4	-1.1	-0.4
Heat exchangers and steam condensers.....	10	75	13.2	0.5	2.0	0.4	0.2	0.6
Heat exchangers, steam condensers, and steel power boilers.....	10	7501	13.2	0.5	2.0	0.4	0.2	0.6
Heat exchangers and steam condensers (except for nuclear applications).....	10	750103	14.2	0.7	2.5	0.1	0.2	0.5
Steel power boilers, incl. parts and attachments (excl. nuclear applications).....	10	750106	-	-	-	1.7	-	-
Fabricated steel plate.....	10	76	1.2	0.3	0.0	0.0	-1.0	-1.1
Fabricated steel plate.....	10	7601	1.2	0.3	0.0	0.0	-1.0	-1.1
Fabricated steel plate.....	10	760102	1.2	0.3	0.0	0.0	-1.0	-1.1
Prefabricated metal buildings.....	10	79	-4.4	1.3	-2.0	-2.6	-0.1	-1.4
Prefabricated metal building systems (excl. farm service bldgs, residential bldgs, and parts).....	10	7901	-3.4	-0.5	-0.7	-2.2	0.0	-0.6
Prefabricated metal building systems (excl. farm service bldgs, residential bldgs, and parts).....	10	790101	-3.4	-0.5	-0.7	-2.2	0.0	-0.6
Industrial & commercial prefab metal building systems (excl farm svc bldgs, residential, parts).....	10	7901012	-3.5	-0.5	-0.7	-2.4	0.0	-0.7
Farm service buildings and other prefabricated and portable buildings, steel and aluminum.....	10	7902	0.3	-0.4	-0.6	-1.9	0.0	-0.7
Farm service buildings and other prefabricated and portable buildings, steel and aluminum.....	10	790201	0.3	-0.4	-0.6	-1.9	0.0	-0.7
Panels, parts, and sections for prefabricated buildings, steel and aluminum.....	10	7903	-13.9	11.3	-9.1	-5.1	-0.7	-6.2
Panels, parts, and sections for prefabricated buildings, steel and aluminum.....	10	790354	-13.9	11.3	-9.1	-5.1	-0.7	-6.2
Miscellaneous metal products.....	10	8	8.2	0.6	0.1	0.3	0.4	0.0
Bolts, nuts, screws, rivets, and washers.....	10	81	16.0	2.7	0.3	-0.7	0.0	0.1
Externally threaded fasteners, except aircraft types.....	10	8102	13.0	-0.6	0.0	-2.0	-0.1	-0.3
Hex bolts, including heavy, tap-and-joint.....	10	810206	7.3	0.0	1.6	-2.4	-2.8	0.2
Cap, set, machine, lag, flange, and self-locking screws, except aircraft types.....	10	810231	23.8	-1.0	-0.7	-1.5	-0.6	-0.3
Other metal bolts, incl. square, round, plow, high-strength structural, and bent.....	10	810262	2.1	0.0	0.0	-6.7	0.0	0.0
Other externally threaded metal fasteners, including studs, except aircraft types.....	10	810263	9.1	-0.5	-0.2	-0.7	1.8	-0.4
Internally threaded fasteners, except aircraft types.....	10	8103	9.5	0.3	0.6	-0.3	0.6	2.7
Internally threaded fasteners, except aircraft types.....	10	810312	9.5	0.3	0.6	-0.3	0.6	2.7
Nonthreaded metal fasteners, except aircraft types.....	10	8104	10.1	0.1	3.5	1.1	0.3	-0.3
Nonthreaded metal fasteners, except aircraft types.....	10	810424	10.1	0.1	3.5	1.1	0.3	-0.3
Aircraft fasteners, except plastics (including aerospace).....	10	8105	29.7	9.7	0.0	0.1	0.0	0.0
Aircraft fasteners, except plastics (including aerospace).....	10	810536	29.7	9.7	0.0	0.1	0.0	0.0
Formed products, except fasteners, made by cold-, warm-, or hot-heading processes.....	10	8106	2.5	0.1	0.0	0.0	0.0	0.0
Formed products, except fasteners, made by cold-, warm-, or hot-heading processes.....	10	810648	2.5	0.1	0.0	0.0	0.0	0.0
Lighting fixtures.....	10	83	6.9	0.2	0.9	0.1	0.0	0.2
Residential electric lighting fixtures, except portable.....	10	8302	2.6	-0.3	0.2	0.0	0.0	0.0
Residential electric lighting fixtures, except portable.....	10	830225	2.6	-0.3	0.2	0.0	0.0	0.0
Commercial, institutional and industrial electric lighting fixtures.....	10	8303	7.1	0.0	1.6	0.1	0.0	0.4
Commercial and institutional electric lighting fixtures, including parts and accessories.....	10	830302	6.2	0.0	0.2	0.1	0.0	0.5
Industrial electric lighting fixtures, including parts and accessories.....	10	830304	10.1	0.0	6.6	0.0	0.0	0.0
Other lighting equipment.....	10	8305	7.5	0.5	0.0	0.0	0.0	0.0
Outdoor lighting equipment (including parts and accessories).....	10	830522	8.0	0.9	0.0	0.0	0.0	0.0
All other miscellaneous electric and nonelectric lighting equipment, incl parts and accessories.....	10	830524	6.9	0.0	0.0	0.1	0.0	0.0

See footnotes at end of table.

Table 7. Producer price index percentage changes for commodity and service groupings and individual items, not seasonally adjusted — Continued
 [December 2022]

Title	Commodity code		Unadjusted 12-month percent change ¹	Unadjusted 1-month percent change ¹				
	Group code	Item code		Dec. 2021 to Dec. 2022 ^P	July to Aug.	Aug. to Sept. ^P	Sept. to Oct. ^P	Oct. to Nov. ^P
Ammunition, except for small arms.	10	85	-	4.2	0.7	1.6	0.0	0.0
Ammunition, except for small arms.	10	8501	-	4.2	0.7	1.6	0.0	0.0
Ammunition, except for small arms.	10	850101	-	4.2	0.7	1.6	0.0	0.0
Ordnance and ordnance accessories, n.e.c.	10	86	5.4	0.0	0.0	0.0	0.0	0.0
Ordnance and ordnance accessories, n.e.c.	10	8601	5.4	0.0	0.0	0.0	0.0	0.0
Ordnance and ordnance accessories, n.e.c.	10	860101	5.4	0.0	0.0	0.0	0.0	0.0
Fabricated ferrous wire products.	10	88	10.9	0.3	-0.6	1.7	-0.2	0.1
Ferrous wire rope, cable, forms and strand.	10	8801	11.6	0.1	-0.1	0.3	0.1	0.0
Ferrous wire rope, cable, forms and strand.	10	880101	11.6	0.1	-0.1	0.3	0.1	0.0
Ferrous wire cloth, other woven wire products.	10	8807	7.2	0.4	0.8	0.8	0.0	0.0
Ferrous wire cloth, other woven wire products.	10	880701	7.2	0.4	0.8	0.8	0.0	0.0
Other fabricated ferrous wire products.	10	8809	11.6	0.5	-0.8	2.9	-0.3	0.2
Steel fencing and fence gates.	10	880993	-0.7	0.3	-0.3	-3.4	-1.8	0.5
Other fabricated ferrous wire products, n.e.c.	10	880996	14.8	0.5	-0.9	4.4	0.0	0.1
Steel nails, staples, tacks, spikes and brads.	10	8812	6.5	-0.1	-3.9	0.0	0.0	0.3
Steel nails, staples, tacks, spikes and brads.	10	881201	6.5	-0.1	-3.9	0.0	0.0	0.3
Other miscellaneous metal products.	10	89	7.1	0.3	0.0	0.3	0.5	-0.1
Wire springs.	10	8904	27.2	-1.0	1.1	0.2	0.2	-0.6
Precision mechanical wire springs.	10	890424	19.7	-2.5	0.2	0.6	0.5	0.1
Precision mechanical extension- and torsion-type wire springs.	10	8904241	18.4	2.0	0.3	1.4	-0.3	-0.3
Precision mechanical compression-type springs.	10	8904242	20.3	-4.3	0.1	0.2	0.8	0.3
Other metal products.	10	8905	6.2	0.4	0.0	-0.1	-0.1	0.0
Automotive job stampings.	10	890507	4.8	-0.3	-0.1	0.1	-0.1	0.0
Precision turned products, automotive.	10	890521	-1.7	0.0	0.0	-0.5	0.0	0.0
Precision turned products, except automotive.	10	890522	17.8	3.4	0.9	0.0	0.3	0.0
Metal powders, paste, and flake.	10	890564	-0.9	-2.1	0.0	0.0	0.0	0.0
Powder metallurgy parts, except bearings, gears, etc.	10	890571	-	-0.1	-0.2	-1.5	0.0	-
Other fabricated metal products.	10	890589	2.9	-0.6	-1.0	-0.2	-0.6	-0.3
Metal stampings n.e.c.	10	8907	0.1	0.5	0.0	0.1	0.0	-0.2
Metal job stampings, except automotive.	10	890701	0.9	0.7	0.0	0.5	0.0	-0.2
Recreational vehicle metal job stamping.	10	8907011	-	0.0	-0.2	0.6	-	-
Motor and generator metal job stamping.	10	8907012	-4.8	0.0	0.0	-5.3	0.0	0.0
Other metal job stampings.	10	8907013	4.8	0.7	0.0	0.9	0.0	-0.3
Metal foil and leaf.	10	8908	18.9	0.1	0.1	10.3	0.0	0.0
Flexible packaging foil.	10	890811	18.9	0.1	0.1	10.3	0.0	0.0
Heavy gauge springs.	10	8909	47.2	0.9	-1.2	0.0	36.4	-1.0
Hot formed steel springs, except wire.	10	890912	-	1.7	-2.0	-	-	-
Cold formed steel springs, except wire.	10	890913	100.7	0.1	-0.3	0.0	72.4	-0.1
Machinery and equipment.	11	-	8.9	0.5	0.3	0.5	0.4	0.3
Agricultural machinery and equipment.	11	1	12.3	0.7	1.0	1.9	-0.1	-0.1
Agricultural machinery and equipment.	11	14	12.3	0.7	1.0	1.9	-0.1	-0.1
Commercial turf and grounds care equipment, including parts and attachments.	11	1401	10.2	2.3	0.0	0.5	0.3	0.0
Commercial turf and grounds care equipment, including parts and attachments.	11	140111	10.2	2.3	0.0	0.5	0.3	0.0
Farm plows, harrows, rollers, pulverizers, etc., and attachments.	11	1402	27.2	2.5	3.3	0.0	0.0	0.0
Farm plows, harrows, rollers, pulverizers, etc., and attachments.	11	140211	27.2	2.5	3.3	0.0	0.0	0.0
Farm dairy equipment, sprayers and dusters, farm blowers, and attachments.	11	1404	7.9	0.1	0.0	0.0	-0.3	0.0
Farm dairy equipment, sprayers and dusters, farm blowers, and attachments.	11	140411	7.9	0.1	0.0	0.0	-0.3	0.0
Planting, seeding, and fertilizing machinery and attachments.	11	1405	11.9	0.1	3.4	0.0	0.0	1.4
Planting, seeding, and fertilizing machinery and attachments.	11	140511	11.9	0.1	3.4	0.0	0.0	1.4
Harvesting machinery (except hay and straw) and attachments.	11	1406	18.0	0.0	0.0	6.7	0.0	0.0
Harvesting machinery (except hay and straw) and attachments.	11	140611	18.0	0.0	0.0	6.7	0.0	0.0
Haying machinery and attachments.	11	1407	10.3	0.0	4.7	0.0	0.1	0.0
Haying machinery and attachments.	11	140711	10.3	0.0	4.7	0.0	0.1	0.0
All other farm machinery and equipment, excluding parts, including attachments.	11	1408	6.0	1.3	0.4	-0.4	-0.8	-0.6
All other farm machinery and equipment, excluding parts, including attachments.	11	140811	6.0	1.3	0.4	-0.4	-0.8	-0.6
Parts for farm machinery, for sale separately.	11	1409	8.0	0.6	0.2	0.4	0.3	-0.6
Parts for farm machinery, for sale separately.	11	140911	8.0	0.6	0.2	0.4	0.3	-0.6
Construction machinery and equipment.	11	2	8.8	2.6	0.1	0.0	0.2	0.0

See footnotes at end of table.

Table 7. Producer price index percentage changes for commodity and service groupings and individual items, not seasonally adjusted — Continued
 [December 2022]

Title	Commodity code		Unadjusted 12-month percent change ¹	Unadjusted 1-month percent change ¹				
	Group code	Item code		Dec. 2021 to Dec. 2022 ^P	July to Aug.	Aug. to Sept. ^P	Sept. to Oct. ^P	Oct. to Nov. ^P
Tractors and attachments, ex. parts.....	11	2A	5.4	3.4	0.0	-0.7	-0.7	0.0
Construction machinery for mounting (excluding parts, winches, snow clearing attachments).....	11	2A03	7.9	3.6	0.0	0.0	0.0	0.0
Construction machinery for mounting (excluding parts, winches, snow clearing attachments).....	11	2A0302	7.9	3.6	0.0	0.0	0.0	0.0
Tractor shovel loaders (skid steer, wheel, crawler, and integral design backhoes).....	11	2A04	10.0	5.1	0.0	0.1	0.1	0.0
Tractor shovel loaders (skid steer, wheel, crawler, and integral design backhoes).....	11	2A0406	10.0	5.1	0.0	0.1	0.1	0.0
Construction wheel and crawler tractors, dozers, self-propelled log skidders, etc.....	11	2A05	1.9	2.2	0.0	-1.4	-1.3	0.0
Construction wheel and crawler tractors, dozers, self-propelled log skidders, etc.....	11	2A0501	1.9	2.2	0.0	-1.4	-1.3	0.0
Power cranes, draglines, & shovels (excavators) (incl. surface mining equipment) (excl. parts).....	11	2B	11.1	5.0	0.0	0.3	0.1	0.0
Power cranes, draglines, & shovels (excavators) (incl. surface mining equip.) (excluding parts).....	11	2B05	11.1	5.0	0.0	0.3	0.1	0.0
Power cranes, draglines, & shovels (excavators) (incl. surface mining equip.) (excluding parts).....	11	2B0504	11.1	5.0	0.0	0.3	0.1	0.0
Mixers, pavers, and related equipment (excluding parts).....	11	2C	15.6	4.5	0.0	0.0	1.3	0.0
Mixers, pavers, and related equipment (excluding parts).....	11	2C01	15.6	4.5	0.0	0.0	1.3	0.0
Mixers, pavers, and related equipment (excluding parts).....	11	2C0109	15.6	4.5	0.0	0.0	1.3	0.0
Off-highway, equipment, ex. parts.....	11	2D	10.3	4.0	0.0	0.7	0.3	0.0
Off-highway trucks, haulers, truck-type tractor chassis, trailers, etc. (excluding parts).....	11	2D02	8.8	1.4	0.0	1.9	0.3	0.0
Off-highway trucks, haulers, truck-type tractor chassis, trailers, etc. (excluding parts).....	11	2D0201	8.8	1.4	0.0	1.9	0.3	0.0
Graders, rollers & compactors, rough-terrain forklifts, scrapers, trenchers, etc. (excl. parts).....	11	2D03	11.3	5.6	0.0	0.0	0.4	0.0
Graders, rollers & compactors, rough-terrain forklifts, scrapers, trenchers, etc. (excl. parts).....	11	2D0301	11.3	5.6	0.0	0.0	0.4	0.0
Misc. construction machinery and equipment.....	11	2J	8.6	0.1	0.0	0.0	0.7	0.0
Winches, aerial work platforms, and automotive wrecker hoists, including parts and attachments.....	11	2J01	10.2	0.3	0.0	0.1	0.0	0.0
Winches, aerial work platforms, and automotive wrecker hoists, including parts and attachments.....	11	2J0101	10.2	0.3	0.0	0.1	0.0	0.0
Other construction machinery and equipment (excluding parts).....	11	2J03	6.9	0.0	0.0	0.0	1.6	0.0
Other construction machinery and equipment (excluding parts).....	11	2J0301	6.9	0.0	0.0	0.0	1.6	0.0
Parts for construction machinery and equipment, sold separately.....	11	2K	12.5	0.6	1.6	1.1	0.7	0.3
Parts for construction machinery and equipment, sold separately.....	11	2K01	12.5	0.6	1.6	1.1	0.7	0.3
Parts for cranes, draglines, and shovels (including surface mining equipment) (sold separately).....	11	2K0101	23.2	0.0	6.9	3.3	0.0	0.0
Parts for off-highway wheel tractors and shovel loaders (sold separately).....	11	2K0102	9.1	0.0	0.0	0.0	5.6	0.0
Parts for other construction machinery (sold separately).....	11	2K0103	8.0	1.1	-0.7	0.1	-0.4	0.6
Metalworking machinery and equipment.....	11	3	8.1	0.3	0.2	0.3	0.4	0.5
Power-driven handtools, including parts and attachments.....	11	32	5.9	0.0	0.0	0.0	0.0	0.0
Power-driven handtools, including parts and attachments.....	11	3211	5.9	0.0	0.0	0.0	0.0	0.0
Power-driven handtools, including parts and attachments.....	11	321101	5.9	0.0	0.0	0.0	0.0	0.0
Power-driven handtools, pneumatic, hydraulic, and powder-actuated.....	11	3211011	6.2	0.0	0.0	0.0	0.0	0.0
Power-driven handtools, electric (except battery powered), including parts.....	11	3211014	5.6	0.0	0.0	0.0	0.0	0.0
Welding machines and equipment.....	11	33	6.8	0.7	0.0	-0.8	0.2	0.0
Arc welding machines, components, and accessories, excluding electrodes and stud welding equip.....	11	3301	10.4	1.6	0.0	0.0	0.0	0.0
Arc welding machines, components, and accessories, excluding electrodes and stud welding equip.....	11	330175	10.4	1.6	0.0	0.0	0.0	0.0
Resistance welders, components, accessories, and electrodes.....	11	3302	6.0	0.0	0.0	0.0	0.0	0.0
Resistance welders, components, accessories, and electrodes.....	11	330276	6.0	0.0	0.0	0.0	0.0	0.0
Gas welding and cutting equipment, parts, attachments, and accessories.....	11	3304	8.2	0.0	0.0	0.0	0.0	0.0
Gas welding and cutting equipment, parts, attachments, and accessories.....	11	330461	8.2	0.0	0.0	0.0	0.0	0.0
Other welding equipment, components, and accessories (excluding arc, resistance, and gas).....	11	3306	9.6	0.0	0.0	0.0	0.0	0.0
Other welding equipment, components, and accessories (excluding arc, resistance, and gas).....	11	330629	9.6	0.0	0.0	0.0	0.0	0.0
Industrial process furnaces and ovens.....	11	34	11.2	0.3	0.0	0.0	0.3	0.2

See footnotes at end of table.

Table 7. Producer price index percentage changes for commodity and service groupings and individual items, not seasonally adjusted — Continued
 [December 2022]

Title	Commodity code		Unadjusted 12-month percent change ¹	Unadjusted 1-month percent change ¹				
	Group code	Item code	Dec. 2021 to Dec. 2022 ^P	July to Aug.	Aug. to Sept. ^P	Sept. to Oct. ^P	Oct. to Nov. ^P	Nov. to Dec. ^P
Industrial process furnaces and ovens, except parts and attachments.	11	3407	10.0	0.4	0.0	0.0	0.5	0.0
Industrial process furnaces and ovens, except parts and attachments.	11	340711	10.0	0.4	0.0	0.0	0.5	0.0
Parts and attachments for industrial process furnaces and ovens.	11	3409	14.9	0.0	0.0	0.0	0.0	0.9
Parts and attachments for industrial process furnaces and ovens.	11	340901	14.9	0.0	0.0	0.0	0.0	0.9
Cutting tools and accessories.	11	35	6.3	0.5	0.2	0.4	0.1	1.1
Small cutting tools.	11	3501	5.7	0.4	0.0	0.5	0.1	1.5
End mills and milling cutters.	11	350144	5.1	0.0	0.0	1.0	0.5	0.3
Threading tools, including blanks, tips and inserts.	11	350145	8.1	-1.9	0.0	0.0	0.2	0.0
Carbon and high-speed steel, shank, solid, tipped carbide twist drills.	11	350146	4.8	0.7	0.0	0.0	0.0	0.0
Taps, carbide indexable, and throwaway inserts for machine tools.	11	350147	6.8	0.4	0.0	3.7	0.0	0.0
Other cutting tools for machine tools, excluding tips and blanks.	11	350149	5.7	0.7	0.0	0.0	0.0	2.5
Other machine tool attachments and accessories.	11	3505	10.4	1.4	1.4	0.8	0.0	0.0
Other machine tool attachments and accessories.	11	350501	10.4	1.4	1.4	0.8	0.0	0.0
Abrasive products.	11	36	9.9	-0.7	-0.5	1.0	2.4	0.2
Nonmetallic sized grains, powders, and flour abrasives (incl. graded only).	11	3601	12.1	0.0	0.0	0.1	0.0	0.0
Nonmetallic sized grains, powders, and flour abrasives (incl. graded only).	11	360105	12.1	0.0	0.0	0.1	0.0	0.0
Nonmetallic abrasive products (including diamond abrasives).	11	3603	15.3	0.0	0.2	1.5	4.3	0.0
Nonmetallic abrasive products (including diamond abrasives).	11	360311	15.3	0.0	0.2	1.5	4.3	0.0
Nonmetallic coated abrasive products and buffing wheels, polishing wheels, and laps.	11	3605	11.2	0.7	0.0	1.9	3.4	0.0
Nonmetallic coated abrasive products and buffing wheels, polishing wheels, and laps.	11	360505	11.2	0.7	0.0	1.9	3.4	0.0
Metal cutting machine tools.	11	37	3.5	0.3	0.0	0.4	0.8	0.0
Other metal-cutting machine tools.	11	3720	3.0	0.4	0.0	0.0	1.1	0.0
Other metal-cutting machine tools.	11	372041	3.0	0.4	0.0	0.0	1.1	0.0
Metal machining centers.	11	3721	1.0	0.0	0.0	0.0	1.0	0.0
Metal machining centers.	11	372121	1.0	0.0	0.0	0.0	1.0	0.0
Rebuilt metal-cutting machine tools and parts for metal-cutting machine tools.	11	3753	8.5	0.4	0.0	1.4	0.0	0.0
Rebuilt metal-cutting machine tools and parts for metal-cutting machine tools.	11	375311	8.5	0.4	0.0	1.4	0.0	0.0
Metal forming machine tools.	11	38	5.1	1.2	0.0	0.0	0.0	0.1
Metal-forming machine tools (except rebuilt and parts).	11	3826	5.7	1.1	0.0	0.0	0.0	0.0
Metal punching and shearing (power & manual), and bending and forming machines (power only).	11	382611	0.7	0.0	0.0	0.0	0.0	0.0
Metalworking presses (except forging and die-stamping presses).	11	382631	4.4	4.4	0.0	0.0	0.0	0.0
Other metal-forming machine tools (except presses).	11	382651	-	1.0	-	-	-	-
Rebuilt metal-forming machine tools and parts for metal-forming machine tools.	11	3852	3.1	1.4	0.0	0.0	0.0	0.3
Rebuilt metal-forming machine tools and parts for metal-forming machine tools.	11	385205	3.1	1.4	0.0	0.0	0.0	0.3
Tools, dies, jigs, fixtures & ind. molds.	11	39	7.5	0.5	0.4	0.6	0.1	0.2
Special tools, dies, jigs, and fixtures.	11	3901	6.2	0.3	0.4	0.3	0.1	0.3
Special tools, dies, jigs, and fixtures.	11	390135	6.2	0.3	0.4	0.3	0.1	0.3
Jigs and fixtures, including parts.	11	3901351	6.6	0.3	0.9	0.7	0.4	0.6
Metalworking dies and die sets.	11	3901353	4.7	0.1	0.2	0.1	0.0	0.2
Standard punches, industrial prototypes, die parts & other special tooling for dies.	11	3901357	8.2	0.7	0.0	0.0	0.0	0.0
Industrial molds and mold boxes.	11	3903	9.2	0.6	0.4	1.0	0.1	0.1
Industrial injection-type molds made of metal for plastics.	11	390312	4.5	1.2	0.0	0.0	0.2	0.0
Other industrial molds and mold boxes.	11	390331	11.8	0.4	0.6	1.5	0.1	0.1
Metalworking machinery n. e. c.	11	3A	9.9	0.0	3.4	0.1	0.0	0.0
Other metalworking machinery.	11	3A02	6.6	0.0	0.5	0.4	0.0	0.0
Other metalworking machinery.	11	3A0201	6.6	0.0	0.5	0.4	0.0	0.0
General purpose machinery and equipment.	11	4	12.8	0.5	0.4	0.4	0.4	0.3
Pumps, compressors, and equipment.	11	41	15.1	0.4	1.0	0.6	0.7	0.0
Industrial pumps, except hydraulic fluid power pumps.	11	4102	11.6	0.0	0.4	0.8	0.0	0.0
Industrial pumps, except hydraulic fluid power pumps.	11	410212	11.6	0.0	0.4	0.8	0.0	0.0
Parts and attachments for air and gas compressors and vacuum pumps.	11	4107	35.9	0.4	0.0	1.7	0.3	0.0
Parts and attachments for air and gas compressors, ex. refrigeration, ice making, & a/c.	11	410701	35.9	0.4	0.0	1.7	0.3	0.0
Domestic water systems.	11	4113	-	0.0	0.0	0.0	-	-
Domestic water systems.	11	411311	-	0.0	0.0	0.0	-	-
Air and gas compressors and vacuum pumps.	11	4115	20.5	1.0	1.6	0.7	1.6	0.0

See footnotes at end of table.

Table 7. Producer price index percentage changes for commodity and service groupings and individual items, not seasonally adjusted — Continued
 [December 2022]

Title	Commodity code		Unadjusted 12-month percent change ¹	Unadjusted 1-month percent change ¹				
	Group code	Item code	Dec. 2021 to Dec. 2022 ^P	July to Aug.	Aug. to Sept. ^P	Sept. to Oct. ^P	Oct. to Nov. ^P	Nov. to Dec. ^P
Air and gas compressors and vacuum pumps.....	11	411501	20.5	1.0	1.6	0.7	1.6	0.0
Other pumps, including parts and attachments.....	11	4119	10.1	0.0	0.6	0.2	0.5	0.2
Parts and attachments for pumps.....	11	411911	11.4	0.1	1.9	0.0	0.0	0.5
All other pumps, including domestic sump, oil well, and oil field pumps.....	11	411915	9.5	0.0	0.0	0.3	0.8	0.0
Other pumps, except automotive circulating pumps, and measuring & dispensing pumps.....	11	4119155	11.4	0.0	0.0	0.4	1.1	0.0
Elevators, escalators, and other lifts.....	11	42	5.9	0.1	0.7	0.8	-0.1	0.0
Elevators and moving stairways.....	11	4201	6.0	0.0	0.9	0.6	0.0	0.0
Elevators and moving stairways.....	11	420112	6.0	0.0	0.9	0.6	0.0	0.0
Parts and attachments for elevators and moving stairs (sold separately)...	11	4202	5.8	0.3	0.0	1.4	-0.7	0.0
Parts and attachments for elevators and moving stairs (sold separately).....	11	420221	5.8	0.3	0.0	1.4	-0.7	0.0
Fluid power equipment.....	11	43	10.3	0.4	0.4	0.1	0.3	0.1
Fluid power pumps and parts.....	11	4301	7.9	0.0	0.0	0.0	0.3	0.6
Nonaerospace-type reciprocating fluid power pumps.....	11	430112	10.7	0.0	0.0	0.0	0.7	0.7
Nonaerospace-type rotary and other fluid power pumps.....	11	430113	-	0.0	0.0	0.0	0.0	-
Nonaerospace-type fluid power motors.....	11	430115	10.0	0.0	0.0	0.0	0.0	0.6
Parts for fluid power pumps, motors, and hydrostatic transmissions.....	11	430119	10.4	0.0	0.0	0.0	0.0	0.7
Fluid power valves.....	11	4302	4.2	0.0	0.0	0.1	0.1	-0.2
Fluid power valves.....	11	430201	4.2	0.0	0.0	0.1	0.1	-0.2
Nonaerospace type hydraulic directional control valves.....	11	4302013	-	0.0	0.0	0.0	0.0	-
Nonaerospace type pneumatic directional control valves.....	11	4302015	8.2	0.0	0.0	0.2	0.4	0.5
Aerospace type fluid power valves.....	11	430201A	0.0	0.0	0.0	0.0	0.2	-0.4
Fluid power cylinders, actuators, accumulators, cushions, & parts.....	11	4303	12.5	1.2	1.0	0.3	0.6	0.2
Non-aerospace hydraulic & all aerospace-type fluid power cylinders.....	11	430312	12.1	1.1	0.4	0.0	0.8	0.3
Non-aerospace pneumatic fluid power cylinders.....	11	430313	4.5	0.0	0.4	0.0	0.0	0.0
Parts for hydraulic & pneumatic cylinders and actuators.....	11	430315	20.6	2.3	4.6	2.0	0.0	0.0
Fluid power hose and tube fittings.....	11	4304	16.4	0.0	0.0	0.0	0.0	0.0
Fluid power hose and tube fittings.....	11	430406	16.4	0.0	0.0	0.0	0.0	0.0
Nonaerospace type flared (metal) fittings, couplings, and assemblies.....	11	4304062	12.4	0.0	0.0	0.0	0.0	0.0
Parts for fluid power valves.....	11	4305	11.7	0.0	0.2	-0.2	0.0	0.0
Parts for fluid power valves.....	11	430501	11.7	0.0	0.2	-0.2	0.0	0.0
Industrial material handling equipment.....	11	44	10.3	0.5	0.1	0.3	1.6	0.1
Conveying equipment, except parts and accessories.....	11	4402	9.6	0.7	0.2	0.2	0.5	0.2
Unit handling conveyors and conveying systems.....	11	440212	5.6	0.0	0.3	0.3	0.0	0.3
Unit handling gravity and trolley conveyors and conveying systems.....	11	4402122	2.6	0.0	0.0	1.4	0.0	0.0
All other unit handling conveyors, including tow, belt, roller, pneumatic, portable, etc.....	11	4402124	6.4	0.0	0.4	0.1	0.0	0.4
Bulk material handling conveyors and conveying systems.....	11	440216	14.1	1.3	0.1	0.1	1.0	0.1
Industrial trucks, trailers, and stackers.....	11	4403	10.5	0.0	0.1	0.4	2.7	0.0
Industrial trucks, tractors, mobile straddle carriers & cranes, & automatic stacking machines.....	11	44035	11.5	0.0	0.0	0.5	3.2	0.0
Work trucks with lifting & handling equipment, riding, electric, self-propelled.....	11	440353	15.9	0.0	0.0	0.1	6.6	0.0
Work trucks with lifting & handling equipment, non-riding electric or any non-electric.....	11	440356	8.2	0.0	0.0	1.1	2.1	0.1
Work trucks not fitted with lifting & handling equipment, electric or non-electric.....	11	440357	11.5	0.0	0.0	0.3	0.1	0.0
Bulk powered material moving equipment, dock boards, and metal pallets and skids.....	11	440358	5.5	0.0	0.0	0.0	0.1	0.0
Parts and attachments for industrial trucks and tractors.....	11	440378	5.3	0.0	0.4	0.0	0.0	0.0
Hoists, overhead cranes, and monorail systems.....	11	4404	13.4	2.8	0.1	0.0	0.5	0.0
Hoists and parts and attachments for hoists (sold separately).....	11	440481	13.6	3.0	0.0	0.0	1.7	0.0
Overhead traveling cranes and monorail systems, including parts and attachments sold separately.....	11	440485	13.4	2.6	0.1	0.0	-0.2	0.0
Parts and accessories for conveyors and conveying systems.....	11	4406	8.9	0.0	-0.3	0.4	0.2	0.0
Parts and accessories for unit handling conveyors and conveying systems.....	11	440601	5.6	0.0	0.0	0.2	-0.1	0.0
Parts and accessories for bulk material handling conveyors and conveying systems.....	11	440602	11.6	0.1	-0.5	0.6	0.4	0.0
Mechanical power transmission equipment.....	11	45	15.0	1.7	1.1	0.7	1.5	0.8
Speed changers, drives, gears.....	11	4501	16.3	1.2	1.2	-0.1	3.4	1.4
Speed changers and industrial high speed drives & parts other than loose gearing.....	11	450117	17.1	1.9	0.0	0.1	5.2	1.3
Other power transmission equipment.....	11	4502	13.7	2.3	1.0	1.4	-0.3	0.1

See footnotes at end of table.

Table 7. Producer price index percentage changes for commodity and service groupings and individual items, not seasonally adjusted — Continued
 [December 2022]

Title	Commodity code		Unadjusted 12-month percent change ¹	Unadjusted 1-month percent change ¹				
	Group code	Item code		Dec. 2021 to Dec. 2022 ^P	July to Aug.	Aug. to Sept. ^P	Sept. to Oct. ^P	Oct. to Nov. ^P
Mechanical power transmission equipment, excl. speed changers, drives, & gears.....	11	450212	13.4	1.3	1.4	1.9	-0.4	0.1
Scales and balances.....	11	46	9.9	0.4	0.9	0.2	1.4	0.6
Vehicle and industrial scales.....	11	4611	11.5	0.4	1.6	0.3	2.3	0.4
Vehicle and industrial scales.....	11	461101	11.5	0.4	1.6	0.3	2.3	0.4
Motor truck and railroad track scales.....	11	4611011	8.4	0.0	0.8	0.0	2.0	0.2
Industrial scales (including automatic checkweigher and bulkweigher scales).....	11	4611012	15.4	1.0	0.8	0.8	2.8	1.0
Miscellaneous non-vehicle scales (crane, susp., tank, hopper, measuring dev, lab, bulk conveyer).....	11	4611013	-	0.0	-	-	-	-
Retail, commercial, household, and mailing scales and balances.....	11	4612	1.7	0.0	0.0	0.0	0.1	0.4
Retail, commercial, household, and mailing scales and balances.....	11	461201	1.7	0.0	0.0	0.0	0.1	0.4
Parts, attachments, and accessories for scales and balances.....	11	4613	12.1	0.6	0.4	0.3	0.9	1.0
Parts, attachments, and accessories for scales and balances.....	11	461301	12.1	0.6	0.4	0.3	0.9	1.0
Air purification equipment and industrial and commercial fans and blowers...	11	47	10.6	0.5	-0.1	1.3	-0.2	0.0
Fan, blower, air purification equipment.....	11	4701	10.6	0.5	-0.1	1.3	-0.2	0.0
Dust collection and other air purification equipment for cleaning incoming air.....	11	470143	11.4	0.9	-0.4	0.6	-0.6	0.0
Air filters for air-conditioners and furnaces, etc., of 2400 CFM or less, except parts.....	11	4701431	12.7	1.0	-0.7	0.9	-0.7	0.0
Other dust collection and air purification equipment, except parts.....	11	4701432	4.8	1.4	0.0	0.2	0.0	0.0
Parts for dust collection and air purification equipment.....	11	4701433	14.0	0.0	0.0	0.0	-0.9	0.0
Industrial and commercial fans and blowers.....	11	470145	12.9	0.6	0.0	2.9	0.0	0.1
Centrifugal blower filter units, and classes I-IV centrifugal fans, except parts.....	11	4701452	13.8	0.7	0.0	0.6	0.0	0.3
Other centrifugal fans and blowers, except parts.....	11	4701453	12.1	0.0	-0.2	6.2	0.0	0.0
Axial fans and industrial propeller fans, except parts.....	11	4701457	13.9	0.5	0.0	0.1	0.0	0.0
Power roof ventilators, except parts.....	11	4701458	15.8	2.1	0.2	0.0	0.0	0.0
Parts and accessories for fans and blowers.....	11	4701459	4.8	0.3	0.0	-1.9	0.0	0.0
Air conditioning and refrigeration equip.....	11	48	17.7	-0.3	0.5	0.3	-0.9	0.8
Unitary air-conditioners, except air source heat pumps.....	11	4802	15.9	-2.3	1.7	-2.1	-2.3	1.7
Unitary air-conditioners, except air source heat pumps.....	11	480222	15.9	-2.3	1.7	-2.1	-2.3	1.7
Commercial refrigeration equipment.....	11	4803	26.2	0.0	0.0	1.7	0.0	0.0
Commercial refrigeration equipment.....	11	480331	26.2	0.0	0.0	1.7	0.0	0.0
All other miscellaneous refrigeration and air-conditioning equipment.....	11	4806	15.3	0.0	0.0	0.0	0.0	0.0
All other miscellaneous refrigeration and air-conditioning equipment.....	11	480631	15.3	0.0	0.0	0.0	0.0	0.0
Heat transfer equipment, including heat pumps.....	11	4807	16.1	0.4	0.2	1.5	-1.0	1.0
Heat transfer equipment, except dehumidifiers.....	11	480732	17.7	0.5	0.4	1.0	-0.7	0.8
Heat pumps.....	11	480734	9.1	0.3	-0.4	3.8	-2.1	2.0
Parts and accessories for air conditioning and heat transfer equipment.....	11	4809	14.1	1.1	0.1	-0.3	-0.3	0.3
Parts and accessories for air conditioning and heat transfer equipment.....	11	480901	14.1	1.1	0.1	-0.3	-0.3	0.3
Refrigeration condensing units.....	11	4815	17.8	0.2	0.2	-0.2	0.3	0.3
Refrigeration condensing units.....	11	481511	17.8	0.2	0.2	-0.2	0.3	0.3
Miscellaneous general purpose equipment.....	11	49	10.4	1.0	0.0	0.5	0.4	0.2
Metal valves, except fluid power.....	11	4902	13.6	2.1	0.2	0.8	1.2	0.0
Gates, globes, angles, and checks.....	11	490201	13.1	2.1	0.3	0.0	0.4	0.0
Gates, globes, angles, straightway (Y-type) checks, stop & check, 3- & 4-way, etc.....	11	4902011	9.1	2.7	0.0	0.0	0.0	0.0
Industrial valves for water works and municipal equipment.....	11	4902012	-	0.7	1.1	0.1	1.3	0.0
Industrial ball valves, incl. manual and power operated.....	11	490202	16.9	1.6	-0.2	0.3	2.4	-0.1
Industrial butterfly valves, incl. manual and power operated.....	11	490203	13.9	3.6	0.6	0.0	3.7	0.0
Industrial plug valves.....	11	490204	15.7	0.0	5.0	0.0	5.2	0.0
Plumbing and heating valves and specialties, except plumbers' brass goods.....	11	490205	5.1	0.0	0.0	0.0	0.0	0.0
Other industrial valves, including nuclear.....	11	490209	15.0	5.3	0.0	0.0	0.3	0.0
Automatic regulating and control valves.....	11	490211	13.1	0.0	0.0	7.0	0.2	0.0
Metal pipe fittings, flanges, and unions.....	11	4903	15.9	0.8	-1.3	1.4	0.1	0.0
Metal pipe fittings, flanges, and unions.....	11	490301	15.9	0.8	-1.3	1.4	0.1	0.0
Ball and roller bearings.....	11	4905	7.7	0.0	-1.0	-0.2	0.2	-0.1
Ball bearings, complete, unmounted.....	11	490531	3.9	0.0	-0.1	0.0	0.0	0.0
Mounted bearings, except plain.....	11	490534	8.8	-0.1	0.0	0.0	2.1	-1.7
Parts and components for ball and roller bearings, incl. balls and rollers.....	11	490535	2.4	0.0	-0.5	-1.4	-0.3	0.4
Tapered roller bearings (including cups & cones), unmounted.....	11	490537	15.4	0.0	-2.8	0.0	0.0	0.0
Other roller bearings, unmounted.....	11	490538	5.7	0.0	-0.5	0.0	0.0	0.0
Industrial patterns.....	11	4907	5.7	0.0	0.0	2.1	0.0	0.0

See footnotes at end of table.

Table 7. Producer price index percentage changes for commodity and service groupings and individual items, not seasonally adjusted — Continued
 [December 2022]

Title	Commodity code		Unadjusted 12-month percent change ¹	Unadjusted 1-month percent change ¹				
	Group code	Item code		Dec. 2021 to Dec. 2022 ^P	July to Aug.	Aug. to Sept. ^P	Sept. to Oct. ^P	Oct. to Nov. ^P
Industrial patterns.....	11	490701	5.7	0.0	0.0	2.1	0.0	0.0
Filters and strainers.....	11	4908	5.4	-0.1	1.1	-0.2	-0.4	0.5
Filters and strainers, except fluid power.....	11	490805	5.9	-0.2	1.4	-0.2	-0.5	0.6
Industrial filters and strainers and reusable media, except fluid power.....	11	4908051	5.7	-0.3	1.6	-0.3	-0.6	0.7
Nonreusable media for filters and strainers, except fluid power.....	11	4908052	6.8	0.0	0.0	0.0	0.0	0.0
Parts and accessories for filters and strainers, except fluid power....	11	4908053	8.5	2.2	2.0	1.6	-1.0	0.0
Other miscellaneous general purpose equipment.....	11	4911	7.8	0.7	0.4	0.1	0.1	0.9
General industrial machinery equipment, n.e.c.....	11	491102	7.8	0.7	0.4	0.1	0.1	1.0
Electronic computers and computer equipment.....	11	5	5.3	-0.2	-0.5	-0.2	0.5	1.0
Electronic computers.....	11	51	3.4	-0.6	-1.8	-0.5	-3.1	2.2
Electronic computers.....	11	5101	3.4	-0.6	-1.8	-0.5	-3.1	2.2
Personal computers and workstations (excluding portable computers)...	11	510114	2.4	-0.9	0.6	-0.1	-1.7	3.2
Portable computers, laptops, tablets and other single user computers...	11	510115	-3.4	1.8	0.0	-1.2	-0.6	0.5
Host computers, multiusers (mainframes, UNIX and PC servers).....	11	510116	3.6	-0.6	-2.8	-0.6	-4.0	2.1
Computer storage devices.....	11	52	5.7	0.0	-0.2	-0.3	3.9	1.1
Computer storage devices (except parts, attachments and accessories)...	11	5201	5.6	0.0	-0.3	-0.4	4.8	0.0
Computer storage devices (except parts, attachments and accessories).....	11	520101	5.6	0.0	-0.3	-0.4	4.8	0.0
Computer peripheral equipment and parts.....	11	54	6.3	-0.1	0.1	0.1	-0.2	0.2
POS terminals, funds-transfer devices, computer terminals & other computer peripheral equip.....	11	5406	3.6	-0.1	0.2	0.1	-0.2	0.2
POS terminals, funds-transfer devices, computer terminals & other computer peripheral equip.....	11	540602	3.6	-0.1	0.2	0.1	-0.2	0.2
Special industry machinery and equipment.....	11	6	10.9	0.1	0.3	0.1	0.2	0.5
Food products machinery.....	11	61	10.5	0.1	0.4	0.5	0.4	0.5
Dairy and milk products plant machinery and equipment.....	11	6101	10.2	0.0	0.9	0.0	0.0	0.2
Dairy and milk products plant machinery and equipment.....	11	610111	10.2	0.0	0.9	0.0	0.0	0.2
Commercial food products machinery (except packaging and cooking equipment).....	11	6104	10.3	0.1	0.2	0.6	1.0	0.9
Commercial food products machinery (except packaging and cooking equipment).....	11	610409	10.3	0.1	0.2	0.6	1.0	0.9
Industrial food products machinery for processing foods, beverages, & animal & fowl feed.....	11	6105	11.0	0.0	0.3	0.7	-0.1	0.2
Industrial food products machinery for processing foods, beverages, & animal & fowl feed.....	11	610501	11.0	0.0	0.3	0.7	-0.1	0.2
Other industrial food and feed machinery.....	11	6105012	11.8	0.1	0.5	0.0	0.0	0.2
Machinery for sorting, grading, and cleaning fruits, vegetables, eggs, and for processing meat.....	11	6105013	8.8	0.0	0.0	2.4	0.0	0.0
Parts and attachments for industrial food and feed products machinery.....	11	6105014	11.9	0.0	0.0	0.0	-0.4	0.4
Textile machinery and equipment.....	11	62	5.8	0.0	0.0	0.0	0.0	0.0
Textile machinery (except parts, attachments, and accessories).....	11	6212	7.1	0.0	0.0	0.0	0.0	0.0
Textile machinery (except parts, attachments, and accessories).....	11	621201	7.1	0.0	0.0	0.0	0.0	0.0
Textile machinery parts and attachments.....	11	6277	2.7	0.0	0.0	0.0	0.0	0.0
Textile machinery parts and attachments.....	11	627701	2.7	0.0	0.0	0.0	0.0	0.0
Sawmill and woodworking machinery.....	11	63	9.7	0.0	0.8	0.3	0.0	0.4
Sawmill and woodworking machinery.....	11	6306	9.7	0.0	0.8	0.3	0.0	0.4
Sawmill and woodworking machinery, excluding parts and attachments (sold separately).....	11	630602	10.9	0.0	1.0	0.3	0.0	0.4
Parts, attachments, & accessories for sawmill & woodworking machinery.....	11	630603	4.0	0.0	0.0	0.0	0.0	0.0
Paper industries machinery.....	11	64	9.1	0.9	1.5	-0.1	0.5	0.3
Paper industries machinery.....	11	6401	9.1	0.9	1.5	-0.1	0.5	0.3
Paper industries machinery, excluding parts & attachments (sold separately).....	11	640114	6.6	0.1	2.2	0.1	0.1	0.6
Parts and attachments for paper industries machinery.....	11	640115	11.9	1.9	0.6	-0.3	1.0	0.0
Printing trades machinery and equipment.....	11	65	2.0	0.2	0.4	0.4	0.0	0.1
Other printing machinery and equipment.....	11	6509	2.6	0.2	0.5	0.5	0.0	0.1
Other printing machinery and equipment, incl. pre-press preparation equipment & plates.....	11	650912	1.2	0.4	0.1	1.0	0.1	0.4
Parts, attachments, & accessories for printing trades machinery.....	11	650913	2.7	0.1	0.7	0.3	0.0	0.0
Other special industry machinery.....	11	66	11.6	-0.6	-0.1	-0.4	0.1	0.3
Plastics and rubber working machinery.....	11	6603	4.4	0.7	0.3	0.0	0.1	0.6
Plastics working machinery and equipment, excluding patterns and molds, including parts.....	11	66039	3.8	0.8	0.4	0.0	0.2	0.3

See footnotes at end of table.

Table 7. Producer price index percentage changes for commodity and service groupings and individual items, not seasonally adjusted — Continued
 [December 2022]

Title	Commodity code		Unadjusted 12-month percent change ¹	Unadjusted 1-month percent change ¹				
	Group code	Item code		Dec. 2021 to Dec. 2022 ^P	July to Aug.	Aug. to Sept. ^P	Sept. to Oct. ^P	Oct. to Nov. ^P
Plasticworking machinery (excluding parts).....	11	660391	2.6	1.0	0.0	0.0	0.0	0.4
Parts for plasticworking machinery.....	11	660395	8.2	0.3	1.8	-0.2	0.8	0.2
Miscellaneous special industry machinery.....	11	6606	12.5	-0.7	-0.1	-0.5	0.1	0.3
Semiconductor manufacturing machinery and parts.....	11	660638	7.7	0.0	0.0	-0.2	0.0	0.7
Packing, packaging, and bottling machinery and parts.....	11	67	9.5	1.9	2.2	0.3	0.0	0.5
Packing, packaging, and bottling machinery and parts.....	11	6705	9.5	1.9	2.2	0.3	0.0	0.5
Packing, packaging, and bottling machinery, excluding parts.....	11	670501	8.9	1.4	2.0	0.4	0.0	0.6
Parts for packing, packaging, and bottling machinery.....	11	670502	10.6	2.8	2.7	0.0	0.0	0.3
Service industry machinery and parts.....	11	68	11.7	0.2	0.1	0.6	0.2	0.8
Service industry machinery and parts.....	11	6801	11.7	0.2	0.1	0.6	0.2	0.8
Commercial cooking and food warming equipment.....	11	680118	21.1	0.0	0.0	1.7	0.1	0.1
Commercial cooking equipment incl. ranges, deep-fat fryers, etc. except electric.....	11	6801181	20.3	0.0	0.0	1.7	0.0	0.0
Commercial electric cooking equipment, incl. ranges, deep-fat fryers, etc.....	11	6801182	22.0	0.0	0.0	1.8	0.3	0.2
Parts and accessories for commercial cooking and food warming equipment.....	11	6801183	23.3	0.0	0.0	1.1	0.0	0.0
Other service industry machinery, incl. electronic teaching mach. & auto. maintenance equipment.....	11	680123	6.9	0.4	0.1	0.0	0.2	0.8
All other parts and attachments for service industry equipment.....	11	6801232	13.5	0.0	0.0	0.0	0.0	1.7
Commercial and industrial floor & carpet cleaning machines, excl. vacuum cleaners.....	11	6801233	12.6	0.0	0.0	0.0	0.0	3.4
Electronic teaching machines, teaching aids, etc., incl. kits.....	11	6801235	—	0.0	0.0	0.0	0.0	—
Other service industry equipment.....	11	6801236	9.3	0.7	0.2	0.0	0.4	1.0
Commercial laundry and drycleaning machinery products.....	11	69	15.6	1.3	0.0	1.8	1.8	0.0
Commercial laundry and drycleaning machinery products.....	11	6909	15.6	1.3	0.0	1.8	1.8	0.0
Commercial laundry and drycleaning machinery products.....	11	690901	15.6	1.3	0.0	1.8	1.8	0.0
Electrical machinery and equipment.....	11	7	7.0	0.4	0.3	0.2	0.4	0.3
Wiring devices.....	11	71	11.8	1.2	0.0	0.0	1.1	0.0
Current-carrying wiring devices.....	11	7101	6.9	1.7	-0.3	0.2	0.9	0.0
Current-carrying switches for electrical circuitry (including vehicular switches).....	11	710143	5.7	2.8	0.0	0.0	0.7	0.0
Current-carrying wire connectors for electrical circuitry.....	11	710144	9.1	1.2	-1.4	-0.2	1.4	0.0
Current-carrying wiring devices n.e.c.....	11	710147	6.3	1.0	0.4	0.8	0.5	0.1
Noncurrent-carrying wiring devices.....	11	7102	15.4	0.8	0.2	-0.1	1.2	0.0
Noncurrent-carrying electrical conduit and conduit fittings, incl. plastic conduit & fittings.....	11	710216	10.4	1.3	0.0	-0.6	0.2	0.0
Other noncurrent-carrying wiring devices and supplies (boxes, covers, bar hangers, etc.).....	11	710217	12.9	0.3	0.4	0.4	0.2	0.0
Porcelain, steatite, and other ceramic electrical products.....	11	710252	16.3	1.3	0.7	0.3	0.9	0.0
Integrating and measuring instruments.....	11	72	4.4	0.3	0.1	0.3	0.0	0.2
Test equipment for electrical, radio, & communication circuits & motors.....	11	7205	3.8	0.5	0.2	0.5	0.0	0.2
Test equipment for electrical, radio, & communication circuits & motors.....	11	720501	3.8	0.5	0.2	0.5	0.0	0.3
Motors, generators, motor generator sets.....	11	73	13.0	0.9	1.9	0.1	0.0	0.2
Fractional horsepower motors and generators.....	11	7303	4.7	0.4	0.7	0.0	0.0	0.0
Fractional horsepower motors and generators.....	11	730312	4.7	0.4	0.7	0.0	0.0	0.0
Integral horsepower motors and generators (excluding land transportation types).....	11	7304	19.4	0.0	2.7	0.0	0.0	0.0
Integral horsepower motors and generators (excluding land transportation types).....	11	730405	19.4	0.0	2.7	0.0	0.0	0.0
Parts and supplies for motors and generators.....	11	7309	19.1	0.0	4.0	1.2	0.0	2.1
Parts and supplies for motors and generators.....	11	730901	19.1	0.0	4.0	1.2	0.0	2.1
Other motors and generators.....	11	7311	10.7	2.0	1.3	0.0	0.0	0.0
Other motors and generators.....	11	731101	10.7	2.0	1.3	0.0	0.0	0.0
Prime mover generator sets, except steam & hydraulic turbine.....	11	7311012	12.0	1.4	2.5	0.0	0.0	0.0
Transformers and power regulators.....	11	74	20.3	0.1	0.1	-2.7	1.7	2.4
Power and distribution transformers, except parts.....	11	7409	—	0.2	0.0	-3.3	2.1	—
Power and distribution transformers, except parts.....	11	740999	—	0.2	0.0	-3.3	2.1	—
Other transformers and parts for transformers.....	11	7411	8.9	-0.2	0.3	-0.3	0.2	0.0
Switchgear, switchboard, industrial controls equipment.....	11	75	21.2	1.9	0.2	0.2	0.3	2.8
Industrial controls and related parts and accessories.....	11	7507	20.5	0.2	0.0	0.0	0.1	5.5
Industrial controls and related parts and accessories.....	11	750799	20.5	0.2	0.0	0.0	0.1	5.5
General-purpose industrial controls.....	11	7507991	25.2	0.2	0.0	0.0	0.0	6.1
Parts for industrial controls and motor-control accessories.....	11	7507992	10.3	0.2	0.0	0.0	0.0	2.6

See footnotes at end of table.

Table 7. Producer price index percentage changes for commodity and service groupings and individual items, not seasonally adjusted — Continued
 [December 2022]

Title	Commodity code		Unadjusted 12-month percent change ¹	Unadjusted 1-month percent change ¹				
	Group code	Item code		Dec. 2021 to Dec. 2022 ^P	July to Aug.	Aug. to Sept. ^P	Sept. to Oct. ^P	Oct. to Nov. ^P
Specific-purpose industrial controls.....	11	7507993	12.5	0.2	0.0	0.0	0.2	5.0
Switchgear and switchboard apparatus.....	11	7522	21.8	3.2	0.3	0.3	0.5	0.8
Switchgear and switchboard apparatus.....	11	752201	21.8	3.2	0.3	0.3	0.5	0.8
Low voltage panelboards and distribution boards, 1000 volts or less..	11	7522013	25.0	3.2	0.0	0.0	0.0	2.2
Switchgear, except relays and ducts.....	11	752201A	25.1	4.5	0.6	0.5	1.1	0.4
Communications and related equipment and miscellaneous electronic systems & equipment.....	11	76	3.9	0.1	0.1	0.1	0.4	0.0
Telephone and wireline data networking equipment.....	11	7601	8.1	0.3	0.0	0.0	1.4	0.0
Carrier line equipment and external modems.....	11	760112	—	0.0	—	—	—	—
Wireline voice and data network equipment.....	11	760141	14.7	0.6	0.0	0.0	2.4	0.0
Other communications and related equipment, including broadcast and wireless.....	11	7603	4.5	0.1	0.2	0.2	0.9	0.0
Broadcast, studio, and related electronic equipment.....	11	760301	1.5	0.1	0.4	-0.3	-0.5	0.2
Radio station and wireless communication equipment.....	11	760302	3.5	0.1	0.0	0.1	0.3	0.0
Radio station equipment.....	11	7603022	—	0.0	0.0	0.0	0.0	0.0
Other broadcast and wireless communications systems and equipment.....	11	7603023	3.8	0.3	0.0	0.2	0.7	0.0
Intercommunications, alarm and traffic control systems.....	11	760303	10.7	0.1	0.8	0.7	4.2	-0.3
Alarm systems, including electric sirens and horns.....	11	7603031	16.5	0.1	1.9	0.0	9.2	0.0
Intercommunications systems, including inductive paging systems....	11	7603033	2.8	0.2	0.0	0.0	0.0	-2.2
Electronic systems and equipment, n.e.c.....	11	7605	8.5	0.0	0.0	0.2	0.0	0.0
Electronic systems and equipment, n.e.c.....	11	760512	8.5	0.0	0.0	0.2	0.0	0.0
Search, detection, navigation & guidance systems and equipment.....	11	7606	2.5	0.0	0.0	0.0	0.0	0.0
Search, detection, navigation & guidance systems and equipment.....	11	760613	2.5	0.0	0.0	0.0	0.0	0.0
Electric lamp bulbs, tubes, and components.....	11	77	7.3	0.0	0.0	0.0	0.0	0.0
Electric lamp bulbs, tubes, and components.....	11	7704	7.3	0.0	0.0	0.0	0.0	0.0
Electric lamp bulbs, tubes, and components.....	11	770401	7.3	0.0	0.0	0.0	0.0	0.0
Electronic components and accessories.....	11	78	4.0	-0.3	0.4	0.7	0.5	-0.1
Capacitors for electronic circuitry.....	11	7811	5.4	0.7	0.0	0.0	3.2	0.0
Capacitors for electronic circuitry.....	11	781148	5.4	0.7	0.0	0.0	3.2	0.0
Relays for electronic circuitry, industrial control overload, and switchgear type.....	11	7821	2.2	0.4	0.0	0.0	0.0	0.0
Relays for electronic circuitry, industrial control overload, and switchgear type.....	11	782116	2.2	0.4	0.0	0.0	0.0	0.0
Switches, mechanical, for electronic circuitry.....	11	7822	14.3	1.0	0.0	0.0	0.0	0.0
Switches, mechanical, for electronic circuitry.....	11	782299	14.3	1.0	0.0	0.0	0.0	0.0
Connectors for electronic circuitry.....	11	7824	13.6	0.3	0.1	2.8	0.0	0.5
Connectors for electronic circuitry.....	11	782481	13.6	0.3	0.1	2.8	0.0	0.5
Filters, crystals, and transducers.....	11	7828	3.7	0.0	0.3	0.0	0.0	0.0
Filters, crystals, and transducers.....	11	782890	3.7	0.0	0.3	0.0	0.0	0.0
Crystal, filter, piezoelectric, and other related electronic devices (exc. microwave filters).....	11	7828901	3.7	0.0	0.3	0.0	0.0	0.0
Integrated microcircuits.....	11	7839	5.4	-0.3	0.5	2.3	0.2	0.1
Integrated microcircuits.....	11	783911	5.4	-0.3	0.5	2.3	0.2	0.1
Other semiconductor and related devices.....	11	7847	5.1	-0.7	1.2	0.3	1.3	0.0
Other semiconductor devices, including parts (such as chips, wafers and heat sinks).....	11	784711	5.1	-0.7	1.2	0.3	1.3	0.0
Bare printed circuit boards.....	11	7849	4.7	0.0	0.4	0.6	0.0	-2.1
Bare printed circuit boards.....	11	784901	4.7	0.0	0.4	0.6	0.0	-2.1
Electronic coils, transformers, and other inductors.....	11	7853	7.2	1.4	0.7	1.4	0.3	0.1
Electronic coils, transformers, and other inductors.....	11	785399	7.2	1.4	0.7	1.4	0.3	0.1
Microwave components, electron tubes, and other electronic components, n.e.c.....	11	7856	3.7	0.0	0.0	0.0	0.8	-0.6
Microwave components, electron tubes, and other electronic components, n.e.c.....	11	785600	3.7	0.0	0.0	0.0	0.8	-0.6
Printed circuit assemblies, loaded boards, modules and consumer external modems.....	11	7861	-3.6	-1.2	0.1	-1.6	0.2	0.0
Printed circuit assemblies, loaded boards, modules and consumer external modems.....	11	786199	-3.6	-1.2	0.1	-1.6	0.2	0.0
Miscellaneous electrical machinery and equipment.....	11	79	7.3	0.9	0.3	0.1	0.3	0.3
Storage batteries.....	11	7901	9.0	0.0	0.0	0.1	0.3	0.1
Storage batteries, lead acid type, BCI dimensional group 8D or smaller.....	11	790103	10.8	0.0	0.0	0.1	0.0	0.0
Storage batteries, lead acid type, larger than BCI dimensional group 8D.....	11	790104	5.4	0.0	0.0	0.0	0.0	0.3
Storage batteries (excluding lead acid), including parts for all storage batteries.....	11	790105	5.6	0.0	0.0	0.0	2.4	0.0
Primary batteries.....	11	7902	12.7	-0.6	0.5	0.5	1.7	0.0

See footnotes at end of table.

Table 7. Producer price index percentage changes for commodity and service groupings and individual items, not seasonally adjusted — Continued
 [December 2022]

Title	Commodity code		Unadjusted 12-month percent change ¹	Unadjusted 1-month percent change ¹				
	Group code	Item code		Dec. 2021 to Dec. 2022 ^P	July to Aug.	Aug. to Sept. ^P	Sept. to Oct. ^P	Oct. to Nov. ^P
Primary batteries.....	11	790229	12.7	-0.6	0.5	0.5	1.7	0.0
Carbon and graphite products.....	11	7903	29.6	14.5	2.4	0.4	0.2	4.8
X-ray and electromedical equipment.....	11	7905	4.4	0.0	0.1	0.0	0.0	0.1
Irradiation equipment.....	11	790512	8.1	0.0	0.0	0.0	0.0	0.0
Electromedical equipment, including diagnostic, therapeutic and patient monitoring equipment.....	11	790541	3.4	0.0	0.1	0.0	0.0	0.1
Miscellaneous electrical industrial apparatus.....	11	7929	4.5	0.3	0.0	0.0	0.5	-0.8
Rectifying apparatus.....	11	792902	12.2	2.3	0.0	0.0	1.1	0.0
Other electrical equipment for industrial use, except for electronic circuitry.....	11	792904	-2.0	-1.6	0.0	0.0	0.0	-1.6
All other electrical equipment and components, except industrial.....	11	7939	1.3	0.1	0.2	0.0	0.1	0.0
All other electrical equipment and components, except industrial.....	11	793901	1.3	0.1	0.2	0.0	0.1	0.0
Miscellaneous instruments.....	11	8	9.4	-0.2	0.2	0.6	0.7	0.6
Automatic environmental controls for monitoring residential, commercial, and appliance use.....	11	81	4.4	0.0	0.4	0.6	0.4	0.0
Automatic environmental controls for monitoring residential, commercial, and appliance use.....	11	8105	4.4	0.0	0.4	0.6	0.4	0.0
Automatic environmental controls for monitoring residential, commercial, and appliance use.....	11	810501	4.4	0.0	0.4	0.6	0.4	0.0
Industrial process control instruments.....	11	82	13.8	-0.2	0.0	0.4	1.3	1.1
Industrial process control instruments.....	11	8201	13.8	-0.2	0.0	0.4	1.3	1.1
Industrial process control instruments.....	11	820171	13.8	-0.2	0.0	0.4	1.3	1.1
Fluid meters and counting devices.....	11	84	7.9	-2.2	0.3	0.0	0.0	0.2
Fluid meters and counting devices.....	11	8401	7.9	-2.2	0.3	0.0	0.0	0.2
Counting devices.....	11	840103	-	0.0	0.0	0.0	0.0	-
Motor vehicle indicating instruments.....	11	840104	-	0.0	1.0	0.0	0.0	-
Engineering and scientific instruments.....	11	85	10.0	0.0	0.3	0.0	1.4	2.7
Aeronautical, nautical, and navigational instruments.....	11	8501	11.7	0.0	0.5	0.0	0.8	4.0
Aeronautical, nautical, and navigational instruments.....	11	850111	11.7	0.0	0.5	0.0	0.8	4.0
Hospital beds and specialized hospital furniture.....	11	8504	6.5	0.0	0.0	0.0	2.8	0.0
Hospital beds and specialized hospital furniture.....	11	850404	6.5	0.0	0.0	0.0	2.8	0.0
Measuring instruments and lenses.....	11	86	6.6	0.3	0.0	0.2	0.1	0.3
Sighting, tracking, and fire-control equipment, optical type.....	11	8601	7.1	0.0	0.0	0.0	0.0	0.0
Sighting, tracking, and fire-control equipment, optical type.....	11	860111	7.1	0.0	0.0	0.0	0.0	0.0
All other miscellaneous optical instruments and lenses.....	11	8602	2.8	1.5	0.0	0.6	0.3	0.0
All other miscellaneous optical instruments and lenses.....	11	860211	2.8	1.5	0.0	0.6	0.3	0.0
Laboratory analytical instruments.....	11	8603	7.1	0.1	0.0	0.2	0.2	0.4
Laboratory analytical instruments.....	11	860311	7.1	0.1	0.0	0.2	0.2	0.4
Measuring & controlling devices, n.e.c.....	11	89	12.1	0.5	0.7	2.5	0.9	-0.1
Aircraft engine instruments.....	11	8901	7.6	0.0	2.7	0.0	0.0	0.0
Aircraft engine instruments.....	11	890199	7.6	0.0	2.7	0.0	0.0	0.0
Nuclear radiation detection & monitoring instruments.....	11	8904	11.8	1.8	0.0	0.0	3.5	0.0
Nuclear radiation detection & monitoring instruments.....	11	890499	11.8	1.8	0.0	0.0	3.5	0.0
Physical properties and kinematic testing equipment.....	11	8905	19.4	0.0	0.6	6.7	1.3	0.0
Physical properties and kinematic testing equipment.....	11	890599	19.4	0.0	0.6	6.7	1.3	0.0
Commercial, geophysical, meteorological & general-purpose instruments.....	11	8906	7.3	0.7	0.1	0.6	0.0	-0.2
Commercial, geophysical, meteorological & general-purpose instruments.....	11	890699	7.3	0.7	0.1	0.6	0.0	-0.2
Miscellaneous machinery.....	11	9	6.6	0.4	0.4	1.2	0.2	0.1
Oil field and gas field machinery.....	11	91	9.3	0.0	0.3	4.8	0.1	0.0
Oil and gas field drilling, surveying, and cementing machinery (except parts sold separately).....	11	9102	7.3	0.0	0.0	6.7	0.0	0.0
Oil and gas field drilling, surveying, and cementing machinery (except parts sold separately).....	11	910201	7.3	0.0	0.0	6.8	0.0	0.0
Oil field and gas field production machinery (except pumps and parts sold separately).....	11	9104	11.2	0.0	0.0	0.0	0.0	0.0
Oil field and gas field production machinery (except pumps and parts sold separately).....	11	910456	11.2	0.0	0.0	0.0	0.0	0.0
Parts and attachments for oil and gas field machinery and equipment.....	11	9106	16.7	0.0	2.3	4.1	1.0	0.0
Parts and attachments for oil and gas field drilling machinery and equipment.....	11	910602	-	0.0	3.6	6.2	-	-
Parts and attachments for oil and gas field production machinery and equipment.....	11	910604	15.2	0.0	0.0	0.4	2.9	0.0
Mining machinery and equipment.....	11	92	13.4	0.3	2.7	0.0	1.0	0.2
Mining machinery and equipment (except parts sold separately).....	11	9207	13.8	0.3	3.4	0.0	1.3	0.0

See footnotes at end of table.

Table 7. Producer price index percentage changes for commodity and service groupings and individual items, not seasonally adjusted — Continued
 [December 2022]

Title	Commodity code		Unadjusted 12-month percent change ¹	Unadjusted 1-month percent change ¹				
	Group code	Item code		Dec. 2021 to Dec. 2022 ^P	July to Aug.	Aug. to Sept. ^P	Sept. to Oct. ^P	Oct. to Nov. ^P
Underground mining machinery (except parts sold separately).....	11	920701	16.3	0.0	5.2	0.0	0.0	0.0
Crushing, pulverizing, & screening machinery (except parts sold separately).....	11	920702	7.7	0.0	0.0	0.0	4.6	0.0
Drills and other mining machinery (except parts sold separately).....	11	920703	13.2	3.1	0.5	0.0	0.0	0.0
Mineral processing & beneficiation machinery (except parts sold separately).....	11	920704	11.0	0.0	0.2	0.0	7.0	0.0
Parts and attachments for mining machinery and equipment (sold separately).....	11	9253	12.3	0.5	0.8	0.0	0.4	0.8
Parts and attachments for mining machinery and equipment (sold separately).....	11	925303	12.3	0.5	0.8	0.0	0.4	0.8
Office and store machines and equipment.....	11	93	0.8	0.0	0.0	0.0	0.0	0.0
Coin-operated machines and mechanisms.....	11	9309	0.9	0.0	0.0	0.0	0.0	0.0
Coin-operated machines and mechanisms.....	11	930910	0.9	0.0	0.0	0.0	0.0	0.0
Internal combustion engines.....	11	94	7.1	0.9	0.1	0.4	0.0	0.1
Diesel, semidiesel, and dual-fuel engines (except automotive).....	11	9407	8.0	2.7	0.0	0.0	0.0	0.0
Diesel, semidiesel, and dual-fuel engines (except automotive).....	11	940725	8.0	2.7	0.0	0.0	0.0	0.0
Diesel, semidiesel, and dual-fuel engines for automobiles, trucks, and buses.....	11	9408	5.9	0.0	0.1	-0.1	0.0	0.0
Diesel, semidiesel, and dual-fuel engines for automobiles, trucks, and buses.....	11	940811	5.9	0.0	0.1	-0.1	0.0	0.0
Parts & accessories for internal combustion engines, ex. aircraft & gasoline automotive engines.....	11	9413	9.1	0.1	0.2	1.8	0.0	0.0
Parts & accessories for internal combustion engines, ex. aircraft & gasoline automotive engines.....	11	941301	9.1	0.1	0.2	1.8	0.0	0.0
Machine shop products.....	11	95	5.1	1.0	0.2	0.5	0.3	0.1
Machine shop products.....	11	9505	5.1	1.0	0.2	0.5	0.3	0.1
Machine shop job work and job order repairs.....	11	950501	5.1	1.0	0.2	0.5	0.3	0.1
Turbines and turbine generator sets.....	11	97	2.4	-0.9	0.2	0.2	0.2	0.0
Turbines and turbine generator sets (excluding parts).....	11	9701	2.4	-0.9	0.2	0.2	0.2	0.0
Steam, gas, and other turbines and turbine generators.....	11	970103	-0.2	-0.9	0.2	0.2	0.2	-0.5
Parts & accessories for turbines, turbine generators, and turbine generator sets.....	11	98	18.6	0.0	0.0	0.5	0.0	0.0
Parts & accessories for turbines, turbine generators, and turbine generator sets.....	11	9801	18.6	0.0	0.0	0.5	0.0	0.0
Parts & accessories for turbines, turbine generators, and turbine generator sets.....	11	980101	18.6	0.0	0.0	0.5	0.0	0.0
Furniture and household durables.....	12	-	8.9	0.7	0.4	0.1	0.4	0.8
Household furniture.....	12	1	8.0	0.7	0.1	-0.4	-0.1	0.6
Metal household furniture.....	12	11	5.9	2.8	-0.5	-2.6	-0.7	3.7
Metal household furniture.....	12	1101	5.9	2.8	-0.5	-2.6	-0.7	3.7
Metal household dining room and kitchen furniture.....	12	110102	7.1	1.1	-1.1	-6.0	-1.6	8.8
Other metal household furniture.....	12	110104	5.0	4.1	0.0	0.0	0.0	0.0
Metal household furniture, beds, nonupholstered.....	12	1101041	11.0	9.6	0.0	0.0	0.0	0.0
Wood household furniture.....	12	12	6.8	0.0	0.2	-0.9	0.0	0.4
Living room furniture (nonupholstered), wood.....	12	1201	7.3	0.1	0.5	-1.0	0.0	0.7
Living room furniture (nonupholstered), wood.....	12	120181	7.3	0.1	0.5	-1.0	0.0	0.7
Dining room furniture (nonupholstered), wood.....	12	1202	5.8	0.1	0.0	-1.3	0.0	0.0
Dining room furniture (nonupholstered), wood.....	12	120281	5.8	0.1	0.0	-1.3	0.0	0.0
Bedroom furniture (nonupholstered), wood.....	12	1203	7.4	0.0	0.3	-0.3	0.0	0.5
Bedroom furniture (nonupholstered), wood.....	12	120381	7.4	0.0	0.3	-0.3	0.0	0.5
Other wood household furniture.....	12	1204	8.4	0.0	0.0	0.1	0.0	0.0
Other wood household furniture.....	12	120481	8.4	0.0	0.0	0.1	0.0	0.0
Nonupholstered wood infants' & children's furniture.....	12	1204811	8.4	0.0	0.0	0.1	0.0	0.0
Custom nonupholstered wood household furniture sold direct, excl. kitchen cabinets and vanities.....	12	1205	-1.4	0.0	0.0	-6.2	0.0	0.0
Custom nonupholstered wood household furniture sold direct, excl. kitchen cabinets and vanities.....	12	120581	-1.4	0.0	0.0	-6.2	0.0	0.0
Upholstered household furniture.....	12	13	11.2	0.2	0.0	-0.1	0.7	0.6
Upholstered household furniture.....	12	1301	11.2	0.2	0.0	-0.1	0.7	0.6
Dual purpose sleep furniture, incl. convertible sofa.....	12	130123	15.0	0.0	0.0	0.0	0.8	0.1
Upholstered household furniture.....	12	130141	11.0	0.2	0.0	-0.1	0.7	0.6
Upholstered household davenport, sofas, loveseats, and settees.....	12	1301411	12.0	0.3	0.0	-0.1	1.0	0.7
Upholstered household sectional sofa pieces.....	12	1301412	9.0	0.2	0.0	-0.1	0.0	0.2
Upholstered household rocking chairs, including swivel rockers.....	12	1301413	14.7	0.0	0.0	0.0	0.7	2.8
Other upholstered household furniture, including custom.....	12	1301415	5.6	0.5	0.1	-0.2	0.5	0.4

See footnotes at end of table.

Table 7. Producer price index percentage changes for commodity and service groupings and individual items, not seasonally adjusted — Continued
 [December 2022]

Title	Commodity code		Unadjusted 12-month percent change ¹	Unadjusted 1-month percent change ¹				
	Group code	Item code		Dec. 2021 to Dec. 2022 ^P	July to Aug.	Aug. to Sept. ^P	Sept. to Oct. ^P	Oct. to Nov. ^P
Bedding.....	12	14	4.9	1.1	0.3	-0.1	-1.5	0.1
Bedding.....	12	1401	4.9	1.1	0.3	-0.1	-1.5	0.1
Innerspring mattresses, excluding crib size.....	12	140104	6.8	1.3	0.7	0.0	-0.6	0.0
Mattress foundations.....	12	140107	5.7	2.6	0.0	-0.7	-0.2	0.0
Mattresses, other types, including crib, foam, waterbed mattresses and mattress inserts.....	12	140114	8.0	1.4	0.0	0.0	0.0	0.4
Sleep system ensembles and mattresses, excluding conventional waterbeds.....	12	140122	-3.9	0.0	0.0	0.0	-7.4	0.0
Mattress and foundation sets.....	12	140134	0.5	0.3	0.0	0.0	-3.8	0.0
Metal porch, lawn, outdoor & casual furniture.....	12	15	19.8	2.1	2.2	1.6	4.9	0.0
Porch and lawn furniture.....	12	1501	19.8	2.1	2.2	1.6	4.9	0.0
Metal porch, lawn, outdoor & casual furniture.....	12	150112	19.8	2.1	2.2	1.6	4.9	0.0
Nonupholstered household furniture, except wood and metal.....	12	16	-	0.0	0.0	0.0	-	-
Nonupholstered household furniture, except wood and metal.....	12	1601	-	0.0	0.0	0.0	-	-
Nonupholstered household furniture, except wood and metal.....	12	160101	-	0.0	0.0	0.0	-	-
Commercial furniture.....	12	2	12.9	0.9	0.8	0.4	1.4	0.3
Wood office furniture and store fixtures.....	12	21	11.7	1.6	0.2	0.8	0.1	0.2
Wood office furniture and store fixtures.....	12	2101	11.7	1.6	0.2	0.8	0.1	0.2
Wood office seating, including upholstered.....	12	210112	13.9	0.0	0.0	0.0	0.1	0.0
Wood office desks and extensions.....	12	210113	18.8	1.9	0.0	0.0	1.3	-0.1
Wood office files, storage units, and tables.....	12	210114	7.6	1.7	0.0	0.0	0.0	0.0
Wood office furniture, other types (incl. panel/desk systems).....	12	210116	5.9	1.8	0.0	0.0	0.0	0.0
Fixtures for stores, banks and offices.....	12	210161	11.7	1.7	0.3	1.1	0.0	0.2
Custom architectural woodwork, millwork, and fixtures.....	12	2101611	10.5	1.9	0.3	1.2	0.0	0.0
Wood lockers, partitions, and shelving (except custom).....	12	2101612	15.1	-1.1	3.0	0.2	2.5	0.3
Wood furniture dimensions and nonwood furniture parts and frames..	12	2101615	19.4	3.3	0.0	-0.8	-0.7	3.9
Nonwood furniture and store fixtures.....	12	22	12.7	0.5	1.6	0.2	2.3	0.5
Nonwood commercial storage units, files, and tables.....	12	2202	11.3	2.0	-1.7	1.1	0.7	1.0
Nonwood commercial storage units, files, and tables.....	12	220202	11.3	2.0	-1.7	1.1	0.7	1.0
Nonwood commercial furniture.....	12	2203	24.6	-0.9	3.0	0.6	5.7	1.4
Nonwood office seating.....	12	220325	14.0	-5.1	8.0	3.2	-1.3	4.6
Nonwood office furniture panel systems, and other nonwood office furniture.....	12	220326	30.4	1.0	1.1	-0.6	9.0	0.1
Nonwood partitions and fixtures.....	12	2204	2.3	1.2	1.5	-0.6	-0.6	-0.8
Storage racks and accessories, except wood.....	12	220407	-14.3	-4.8	0.0	0.0	0.0	-8.3
Fixtures (bank, office, and store) except wood.....	12	220409	13.8	4.3	0.6	1.4	0.4	5.5
Public building furniture.....	12	23	17.6	0.9	0.2	0.1	0.9	0.2
Public building furniture.....	12	2301	17.6	0.9	0.2	0.1	0.9	0.2
School furniture (except stone and concrete), excluding library furniture.....	12	230101	26.3	1.5	0.3	-0.5	0.9	0.0
Public building and related furniture, excluding school & restaurant furniture.....	12	230102	12.8	0.5	0.2	0.5	0.9	0.3
Commercial furniture and fixtures, n.e.c.....	12	24	14.3	0.4	-0.1	-0.1	2.9	0.5
Commercial furniture and fixtures, n.e.c.....	12	2401	14.3	0.4	-0.1	-0.1	2.9	0.5
Bar, bowling center, cafeteria, and restaurant furniture.....	12	240104	16.8	0.7	0.1	0.0	0.7	0.0
Other commercial and institutional furniture and fixtures, n.e.c.....	12	240108	12.9	0.3	-0.2	-0.1	4.2	0.8
Floor coverings.....	12	3	1.9	1.4	0.3	0.6	0.9	0.0
Carpets and rugs.....	12	31	1.4	1.5	0.4	0.8	1.1	0.0
Carpet and rugs.....	12	3101	1.4	1.5	0.4	0.8	1.1	0.0
Carpet and rugs.....	12	310101	1.4	1.5	0.4	0.8	1.1	0.0
Resilient floor coverings.....	12	32	4.0	0.9	0.0	0.0	0.0	0.0
Resilient floor coverings.....	12	3201	4.0	0.9	0.0	0.0	0.0	0.0
Resilient floor coverings.....	12	320170	4.0	0.9	0.0	0.0	0.0	0.0
Household appliances.....	12	4	9.5	0.2	0.0	-0.2	-1.3	1.7
Major appliances.....	12	41	9.7	0.3	0.0	-0.3	-1.7	2.0
Household cooking appliances.....	12	4101	14.6	0.3	-0.1	-0.9	-0.6	2.8
Electric household ranges, ovens (including microwave), surface cooking units, and equipment.....	12	410105	14.5	0.4	-0.7	-0.3	-0.3	2.1
Gas household ranges, ovens, surface cooking units and equipment. ..	12	410139	10.2	-0.1	-1.0	0.8	-3.7	4.0
Other household ranges and cooking equipment, including outdoor equipment.....	12	410169	22.2	0.2	3.6	-5.3	3.3	3.9
Household refrigeration equipment.....	12	4103	9.5	0.8	0.3	0.0	-0.7	0.6
Household refrigerators, including refrigerator-freezer combinations.....	12	410329	11.0	0.8	0.4	-0.1	-0.6	0.5

See footnotes at end of table.

Table 7. Producer price index percentage changes for commodity and service groupings and individual items, not seasonally adjusted — Continued
 [December 2022]

Title	Commodity code		Unadjusted 12-month percent change ¹	Unadjusted 1-month percent change ¹				
	Group code	Item code		Dec. 2021 to Dec. 2022 ^P	July to Aug.	Aug. to Sept. ^P	Sept. to Oct. ^P	Oct. to Nov. ^P
Other major household appliances including room air-conditioners.	12	4104	8.7	0.4	1.0	-0.3	-4.1	4.3
Household vacuum cleaners, including parts and attachments.	12	43	9.1	0.0	-0.4	0.0	0.0	0.0
Household vacuum cleaners and other floor care machines (including parts and attachments).....	12	4301	9.1	0.0	-0.4	0.0	0.0	0.0
Household vacuum cleaners and other floor care machines (including parts and attachments).....	12	430114	9.1	0.0	-0.4	0.0	0.0	0.0
Electric housewares and fans.....	12	44	8.9	0.0	-0.6	0.2	0.1	0.2
Parts and attachments for small electric household appliances, including fan parts.....	12	4403	3.4	0.0	0.0	0.0	0.0	0.0
Parts and attachments for small electric household appliances, including fan parts.....	12	440311	3.4	0.0	0.0	0.0	0.0	0.0
Small electric household appliances, including fans.....	12	4404	9.3	0.0	-0.6	0.2	0.1	0.2
Small electric household appliances, including fans.....	12	440401	9.3	0.0	-0.6	0.2	0.1	0.2
Portable residential lighting fixtures, including parts and accessories.....	12	45	8.3	0.0	0.0	0.0	0.6	0.0
Portable residential lighting fixtures, including parts and accessories.....	12	4501	8.3	0.0	0.0	0.0	0.6	0.0
Portable residential lighting fixtures, including parts and accessories.....	12	450135	8.3	0.0	0.0	0.0	0.6	0.0
Home electronic equipment.....	12	5	6.7	0.0	1.7	0.2	0.0	0.0
Speakers and commercial sound equipment.....	12	57	7.1	0.0	0.0	0.3	0.0	0.0
Speakers and commercial sound equipment.....	12	5707	7.1	0.0	0.0	0.3	0.0	0.0
Speakers and commercial sound equipment.....	12	570708	7.1	0.0	0.0	0.3	0.0	0.0
Other home electronic equipment.....	12	58	6.2	0.0	3.8	0.0	0.0	0.0
Other consumer audio and video equipment, including television receivers.....	12	5803	6.3	0.0	3.8	0.0	0.0	0.0
Other consumer audio and video equipment, excluding television receivers.....	12	580301	6.2	0.0	3.8	0.0	0.0	0.0
Other household durable goods.....	12	6	6.8	0.4	0.5	0.2	1.1	1.7
Vitreous china, fine earthenware, and other pottery products.....	12	61	5.6	0.4	0.0	0.0	0.0	0.7
Vitreous china, porcelain, and earthenware table and kitchenware and other pottery products.....	12	6101	5.6	0.4	0.0	0.0	0.0	0.7
Vitreous china, porcelain, and earthenware (semivitreous) table and kitchenware.....	12	610104	10.4	0.0	0.0	0.0	0.0	0.0
All other pottery products (including china decorated for the trade).....	12	610105	2.6	0.7	0.0	0.0	0.0	1.1
Mirrors (decorated and undecorated).....	12	65	-21.7	0.0	0.0	0.0	0.0	0.0
Mirrors (decorated and undecorated), made from purchased glass.....	12	6501	-21.7	0.0	0.0	0.0	0.0	0.0
Mirrors (decorated and undecorated), made from purchased glass.....	12	650104	-21.7	0.0	0.0	0.0	0.0	0.0
Lawn/garden equipment.....	12	66	11.1	0.4	-0.1	0.1	-0.3	2.9
Parts and attachments for consumer lawn, garden, and snow equipment.....	12	6605	11.3	0.1	0.0	-1.1	-1.7	3.4
Parts and attachments for consumer lawn, garden, and snow equipment.....	12	660503	11.2	0.1	0.0	-1.1	-1.7	3.4
Consumer lawn, garden, and snow equipment.....	12	6607	11.1	0.5	-0.2	0.4	0.1	2.8
Consumer lawn, garden, and snow equipment.....	12	660701	11.1	0.5	-0.2	0.4	0.1	2.8
Consumer riding lawn, garden, and snow equipment.....	12	6607011	11.7	0.0	0.0	1.1	0.5	0.0
Consumer nonriding lawn, garden, and snow equipment.....	12	6607012	10.7	0.8	-0.3	0.0	-0.1	4.6
Cutlery, flatware (except precious), razors and razor blades.....	12	67	10.4	1.4	0.0	0.6	0.0	2.1
Cutlery, flatware (except precious), razors and razor blades.....	12	6701	10.4	1.4	0.0	0.6	0.0	2.1
Cutlery, scissors, shears, trimmers, and snips.....	12	670141	16.5	6.7	0.0	-0.6	0.0	9.7
Metal kitchen utensil, pots, and pans.....	12	68	7.4	0.0	0.0	0.0	0.0	0.0
Metal kitchen utensil, pots, and pans.....	12	6801	7.4	0.0	0.0	0.0	0.0	0.0
Stamped and spun kitchen utensils, except aluminum.....	12	680102	-	0.0	0.0	0.0	0.0	0.0
Window shades, blinds, and accessories.....	12	69	32.0	0.0	4.5	0.6	8.5	0.0
Window shades, blinds, and accessories.....	12	6901	32.0	0.0	4.5	0.6	8.5	0.0
Window shades and window shade accessories and rollers.....	12	690101	39.0	0.0	5.1	1.0	13.3	0.0
Nonmetallic mineral products.....	13	-	12.5	1.0	0.4	0.3	0.4	0.2
Glass.....	13	1	9.5	1.8	0.0	1.2	1.0	0.0
Flat glass.....	13	11	11.0	2.3	0.0	1.5	1.3	0.0
Flat glass (float, sheet, and plate process).....	13	1105	-	6.1	-1.0	2.1	2.3	-
Flat glass (float, sheet, and plate process).....	13	110511	-	6.1	-1.0	2.1	2.3	-
Specialty glass.....	13	1107	8.0	1.0	0.3	1.3	1.0	0.0
Specialty glass.....	13	110703	8.0	1.0	0.3	1.3	1.0	0.0
Other glass products, made by flat glass producers.....	13	1107034	12.8	0.9	0.0	3.4	0.0	0.0
Other finished glassware.....	13	13	4.8	0.4	0.1	0.2	0.0	-0.1

See footnotes at end of table.

Table 7. Producer price index percentage changes for commodity and service groupings and individual items, not seasonally adjusted — Continued
 [December 2022]

Title	Commodity code		Unadjusted 12-month percent change ¹	Unadjusted 1-month percent change ¹				
	Group code	Item code		Dec. 2021 to Dec. 2022 ^P	July to Aug.	Aug. to Sept. ^P	Sept. to Oct. ^P	Oct. to Nov. ^P
Pressed and blown glassware.....	13	1301	4.8	0.4	0.1	0.2	0.0	-0.1
Machine-made pressed & blown table, kitchen, art, & novelty glassware.....	13	130116	5.2	0.8	0.0	0.3	0.0	0.0
All other machine-made pressed and blown glassware.....	13	130117	4.6	0.1	0.2	0.1	0.0	-0.2
Handmade pressed and blown glassware.....	13	130118	4.8	0.0	0.0	0.0	0.0	0.0
Concrete ingredients and related products.....	13	2	12.1	0.7	0.3	0.4	0.1	0.0
Construction sand, gravel, and crushed stone.....	13	21	11.8	0.6	0.1	0.1	0.0	0.0
Construction sand, gravel and crushed stone.....	13	2101	11.8	0.6	0.1	0.1	0.0	0.0
Construction sand and gravel (run of pit/bank, washed, screened, etc.)..	13	210120	7.7	0.0	-0.1	0.2	0.0	-0.2
Construction sand and gravel, Northeast.....	13	2101201	11.8	0.0	0.0	0.0	0.0	0.0
Construction sand and gravel, Midwest.....	13	2101202	10.7	0.3	-0.4	0.2	0.0	-0.5
Construction sand and gravel, West.....	13	2101204	9.1	-0.1	0.0	0.3	0.0	0.0
Crushed and broken stone.....	13	210121	13.8	0.8	0.2	0.0	0.0	0.1
Crushed and broken limestone.....	13	2101212	15.5	0.4	0.3	0.0	0.0	0.2
Crushed and broken granite.....	13	2101213	9.3	0.2	0.0	0.0	0.0	0.0
Bituminous limestone, sandstone, & other crushed & broken stone. ...	13	2101219	11.0	3.2	0.1	0.0	0.0	0.0
Cement, hydraulic.....	13	22	12.9	1.0	0.7	1.4	0.3	0.0
Cement, hydraulic.....	13	2201	12.9	1.0	0.7	1.4	0.3	0.0
Cement, hydraulic.....	13	220161	12.9	1.0	0.7	1.4	0.3	0.0
Concrete products.....	13	3	14.8	1.2	0.8	0.4	0.9	0.9
Concrete block and brick.....	13	31	13.8	0.3	1.4	0.3	0.0	0.1
Structural concrete block.....	13	3111	14.7	0.4	1.5	0.5	0.0	0.1
Structural concrete block.....	13	311135	14.7	0.4	1.5	0.5	0.0	0.1
Structural concrete block, lightweight units (weighing less than 105 lb/cubic ft.) (dry weight).....	13	3111351	13.7	0.8	1.1	0.7	0.0	0.0
Structural concrete block, mediumweight units (weighing 105 - 124 lb/cubic ft.) (dry weight).....	13	3111352	20.1	0.4	2.1	0.5	0.0	0.4
Structural concrete block, normalweight units (weighing 125 lb or more/cubic ft.) (dry weight).....	13	3111353	13.7	-0.1	1.7	0.2	0.0	0.0
Decorative concrete block.....	13	3121	11.5	-0.9	1.2	0.4	-0.1	0.2
Decorative concrete block (including screen, split, slump, shadowal block, etc.).....	13	312101	11.5	-0.9	1.2	0.4	-0.1	0.2
Concrete brick.....	13	3131	11.2	0.0	0.4	0.0	0.0	0.0
Concrete brick.....	13	313101	11.2	0.0	0.4	0.0	0.0	0.0
Concrete pavers.....	13	3141	14.4	0.9	1.5	0.0	0.0	0.1
Concrete pavers (including grid, interlocking, etc.).....	13	314101	14.4	0.9	1.5	0.0	0.0	0.1
Concrete pipe.....	13	32	16.0	1.0	2.8	0.5	0.0	1.6
Concrete pipe.....	13	3201	16.0	1.0	2.8	0.5	0.0	1.6
Concrete pipe.....	13	320108	16.0	1.0	2.8	0.5	0.0	1.6
Concrete storm sewer pipe.....	13	3201082	15.5	2.7	1.1	2.0	0.1	0.0
Concrete pipe, except concrete culvert and storm sewer pipe.....	13	3201083	18.1	0.4	0.2	0.0	0.0	2.9
Ready-mix concrete.....	13	33	13.6	1.3	0.9	0.4	1.1	1.4
Ready-mix concrete.....	13	3301	13.6	1.3	0.9	0.4	1.1	1.4
Ready-mix concrete.....	13	330101	13.6	1.3	0.9	0.4	1.1	1.4
Northeast region ready-mix concrete.....	13	330101A	9.6	1.5	-0.7	2.0	0.3	1.1
Midwest region ready-mix concrete.....	13	330101B	13.0	-0.5	0.5	-0.4	3.9	2.0
South region ready-mix concrete.....	13	330101C	12.1	1.9	1.5	0.1	-0.7	1.6
West region ready-mix concrete.....	13	330101D	18.8	1.8	0.8	1.0	2.3	0.5
Precast concrete products.....	13	34	12.9	0.5	0.3	0.8	0.3	0.3
Precast concrete products.....	13	3401	12.9	0.5	0.3	0.8	0.3	0.3
Precast concrete products.....	13	340106	12.9	0.5	0.3	0.8	0.3	0.3
Precast concrete slabs and tile, roof and floor units.....	13	3401061	7.5	0.4	4.4	0.5	0.0	0.1
Precast concrete architectural wall panels.....	13	3401062	16.3	0.2	-1.6	0.3	0.0	0.0
Burial vaults and boxes, precast concrete.....	13	3401063	6.8	0.0	0.0	0.6	0.3	0.0
Precast concrete products (excl burial vaults and boxes, slabs and tile, and arch. wall panels).....	13	3401064	14.5	0.8	-0.1	1.2	0.5	0.5
Prestressed concrete products.....	13	35	30.8	3.1	-0.6	-0.2	1.9	-0.9
Prestressed concrete products.....	13	3501	30.8	3.1	-0.6	-0.2	1.9	-0.9
Prestressed concrete products.....	13	350107	30.8	3.1	-0.6	-0.2	1.9	-0.9
Prestressed concrete bridge beams and solid and hollow cored slabs and panels.....	13	3501071	40.6	3.5	-0.6	-0.3	3.1	-1.4
Prestressed concrete bridge beams.....	13	35010711	56.2	6.2	-1.2	-0.3	1.4	-0.3
Prestressed concrete solid and hollow cored slabs and panels.....	13	35010712	24.3	0.2	0.1	-0.4	5.3	-2.9
Prestressed concrete products (excl bridge beams and solid and hollow cored slabs and panels).....	13	3501072	18.3	2.4	-0.5	0.0	0.1	0.0

See footnotes at end of table.

Table 7. Producer price index percentage changes for commodity and service groupings and individual items, not seasonally adjusted — Continued
 [December 2022]

Title	Commodity code		Unadjusted 12-month percent change ¹	Unadjusted 1-month percent change ¹				
	Group code	Item code		Dec. 2021 to Dec. 2022 ^P	July to Aug.	Aug. to Sept. ^P	Sept. to Oct. ^P	Oct. to Nov. ^P
Clay construction products ex. refractories.....	13	4	9.8	0.5	0.8	2.4	0.2	-0.4
Brick and structural clay tile.....	13	42	14.2	1.0	0.0	6.2	0.0	0.0
Building or common brick.....	13	4201	14.3	1.0	0.0	6.5	0.0	0.0
Building or common brick.....	13	420101	14.3	1.0	0.0	6.5	0.0	0.0
Glazed brick and other brick (paving, floor, and sewer).....	13	4202	11.8	3.0	0.0	0.1	0.0	0.0
Glazed brick and other brick (paving, floor, and sewer).....	13	420201	11.8	3.0	0.0	0.1	0.0	0.0
Clay floor and wall tile, glazed and unglazed.....	13	44	4.9	0.0	1.8	-1.6	0.0	-1.1
Clay floor and wall tile, glazed and unglazed (including quarry tile and ceramic mosaic tile).....	13	4401	4.9	0.0	1.8	-1.6	0.0	-1.1
Clay floor and wall tile, glazed and unglazed (including quarry tile and ceramic mosaic tile).....	13	440131	4.9	0.0	1.8	-1.6	0.0	-1.1
Structural clay products, n.e.c.....	13	45	8.4	0.0	0.4	0.0	2.5	0.5
Structural clay products, n.e.c.....	13	4501	8.4	0.0	0.4	0.0	2.5	0.5
All other structural clay products, excluding clay refractories.....	13	450199	7.6	0.0	0.5	0.0	0.0	0.6
Refractories.....	13	5	12.6	1.4	0.2	-0.5	0.3	1.8
Clay refractories.....	13	52	6.0	0.1	0.0	0.0	0.0	3.2
Clay refractories.....	13	5201	6.0	0.1	0.0	0.0	0.0	3.2
Clay refractories.....	13	520181	6.0	0.1	0.0	0.0	0.0	3.2
Nonclay refractories.....	13	53	17.8	2.4	0.3	-0.9	0.5	0.8
Nonclay refractories (excluding dead-burned magnesia).....	13	5301	17.8	2.4	0.3	-0.9	0.5	0.8
Nonclay refractories (excluding dead-burned magnesia).....	13	530112	17.8	2.4	0.3	-0.9	0.5	0.8
Asphalt felts and coatings.....	13	6	11.4	0.5	0.7	0.0	0.6	0.4
Prepared asphalt and tar roofing and siding products.....	13	61	11.7	0.2	0.8	0.0	0.7	0.4
Prepared asphalt and tar roofing and siding products.....	13	6101	11.7	0.2	0.8	0.0	0.7	0.4
Prepared asphalt and tar roofing and siding products.....	13	610131	11.7	0.2	0.8	0.0	0.7	0.4
Asphalt smooth-surfaced roll roofing and cap sheets, organic and fiberglass base.....	13	6101311	18.4	0.2	0.0	0.8	0.0	0.3
Asphalt mineral-surfaced roll roofing and cap sheets, organic and fiberglass base.....	13	6101312	15.7	0.6	0.5	1.1	-0.1	0.4
Other prepared asphalt and tar products for roofing and siding.....	13	6101317	12.8	0.4	0.3	0.8	0.1	-0.1
Roofing asphalts, pitches, coatings, and cement.....	13	62	9.5	2.9	0.0	0.0	0.0	0.0
Roofing asphalts, pitches, coatings, and cement.....	13	6201	9.5	2.9	0.0	0.0	0.0	0.0
Roofing asphalts, pitches, coatings, and cement.....	13	620121	9.5	2.9	0.0	0.0	0.0	0.0
Gypsum products.....	13	7	16.2	2.7	0.3	-0.3	0.4	-0.1
Gypsum products.....	13	71	16.2	2.7	0.3	-0.3	0.4	-0.1
Gypsum products.....	13	7101	16.2	2.7	0.3	-0.3	0.4	-0.1
Gypsum building materials.....	13	710102	17.5	3.2	0.4	-0.4	0.4	-0.2
Other gypsum products.....	13	710116	9.0	0.0	0.0	0.0	0.0	0.0
Glass containers.....	13	8	6.3	0.0	0.0	0.0	1.7	0.0
Glass containers.....	13	81	6.3	0.0	0.0	0.0	1.7	0.0
Glass containers (including value of packaging).....	13	8101	6.3	0.0	0.0	0.0	1.7	0.0
Glass containers (including value of packaging).....	13	810104	6.3	0.0	0.0	0.0	1.7	0.0
Other nonmetallic minerals.....	13	9	12.6	0.7	0.2	0.0	-0.4	-0.5
Insulation materials.....	13	92	14.0	1.2	0.5	-0.2	-0.2	0.1
Mineral wool for thermal and acoustical envelope insulation.....	13	9201	14.4	0.9	0.1	-0.3	-0.2	0.1
Mineral wool for thermal and acoustical envelope insulation.....	13	920105	14.4	0.9	0.1	-0.3	-0.2	0.1
Mineral wool for industrial, equipment, and appliance insulation.....	13	9202	13.2	2.0	1.6	0.0	0.0	0.1
Mineral wool for industrial, equipment, and appliance insulation.....	13	920201	13.2	2.0	1.6	0.0	0.0	0.1
Paving mixtures and blocks.....	13	94	15.8	1.0	-0.1	-0.7	-0.8	-2.4
Paving mixtures and blocks.....	13	9401	15.8	1.0	-0.1	-0.7	-0.8	-2.4
Paving mixtures and blocks.....	13	940113	15.8	1.0	-0.1	-0.7	-0.8	-2.4
Emulsified asphalt, including liquid additives.....	13	940113A	20.1	-0.1	-0.7	-0.7	-1.3	-1.6
Other liquid asphalt and tar paving materials, including cut-backs.....	13	940113B	36.0	4.9	0.5	0.4	-1.0	-4.7
Asphalt and tar paving mixtures (excluding liquid).....	13	940113C	12.5	0.9	0.0	-0.9	-0.7	-2.6
Cut stone and stone products.....	13	95	13.6	0.0	0.6	0.1	0.0	0.0
Cut stone and stone products.....	13	9501	13.6	0.0	0.6	0.1	0.0	0.0
Dressed dimension granite (including gneiss, syenite, diorite, and cut granite).....	13	950111	16.0	0.4	0.2	0.0	0.0	0.0
Dressed dimension limestone (including dolomite, travertine, calcareous, tufa, & cut limestone).....	13	950121	0.1	0.1	0.0	0.0	0.0	0.0
Dressed dimension marble and other stone.....	13	950151	12.4	-1.0	1.8	0.3	0.0	0.0

See footnotes at end of table.

Table 7. Producer price index percentage changes for commodity and service groupings and individual items, not seasonally adjusted — Continued
 [December 2022]

Title	Commodity code		Unadjusted 12-month percent change ¹	Unadjusted 1-month percent change ¹				
	Group code	Item code		Dec. 2021 to Dec. 2022 ^P	July to Aug.	Aug. to Sept. ^P	Sept. to Oct. ^P	Oct. to Nov. ^P
Gaskets, packing, and sealing devices.....	13	98	9.0	-0.1	0.0	0.9	0.0	1.4
Gaskets and gasketing material.....	13	9801	8.2	0.0	0.0	1.8	0.0	1.1
Nonmetallic gaskets and gasketing.....	13	980111	11.7	0.0	0.0	0.0	0.0	2.1
Metallic gaskets and machined seals.....	13	980112	4.7	0.0	0.0	3.7	0.0	0.0
Packing and sealing.....	13	9802	9.8	-0.3	0.0	0.0	0.0	1.7
Compression packing.....	13	980211	—	0.0	0.0	0.0	0.0	—
Molded packing and sealing devices.....	13	980212	11.9	-0.5	0.0	0.0	0.0	1.2
Rotary oil seals.....	13	980214	12.0	0.0	0.0	0.0	0.0	7.5
Nonmetallic minerals and products, n.e.c.....	13	99	10.2	0.8	0.3	0.2	-0.3	0.2
Industrial sand.....	13	9901	—	0.0	0.0	0.0	0.0	—
Hydraulic fracturing sand and all other industrial sand.....	13	990121	—	0.0	0.0	0.0	0.0	—
All other industrial sand.....	13	9901212	—	0.0	0.0	0.0	0.0	—
Clay and stone mining and quarrying.....	13	9902	11.0	1.6	0.4	0.3	-0.5	0.3
Ground or treated minerals and earths.....	13	990209	11.2	0.8	0.0	0.4	-0.6	0.5
Treated lightweight aggregate and crushed slag, minerals and earths.....	13	9902094	9.4	0.0	0.0	0.0	0.0	0.0
Other minerals and earths, treated.....	13	9902096	-0.7	2.4	-2.1	0.1	0.5	1.2
Dimension stone mining and quarrying.....	13	990211	8.2	2.1	0.0	0.0	0.0	0.0
Clay, excluding kaolin and ball clay.....	13	990214	13.6	1.5	-0.1	0.6	0.0	0.0
Bentonite.....	13	990214C	17.4	0.0	0.0	0.8	0.0	0.0
All other nonmetallic minerals, including talc and gypsum.....	13	990299	9.5	4.7	2.3	-0.4	-0.9	0.0
All other miscellaneous nonmetallic mineral products.....	13	9903	10.7	0.0	0.3	0.2	0.0	0.0
Dry-mixed concrete materials (prepackaged sand, gravel, mortar, and cement premixes).....	13	990312	11.8	0.0	0.3	0.0	0.0	0.0
Other nonmetallic mineral products.....	13	990313	7.5	0.2	0.2	0.9	0.0	0.2
Transportation equipment.....	14	—	4.7	0.3	0.2	0.5	0.1	0.3
Motor vehicles and equipment.....	14	1	4.9	0.3	0.2	0.7	0.0	0.3
Motor vehicles.....	14	11	4.7	0.1	0.1	1.1	0.1	0.4
Passenger cars and chassis.....	14	1101	2.1	0.1	0.0	0.1	0.0	0.0
Passenger cars and chassis.....	14	110131	2.1	0.1	0.0	0.1	0.0	0.0
Motorcycles, including three-wheel motorbikes, motorscooters, mopeds, and parts.....	14	1104	2.7	0.0	2.0	0.0	0.0	0.4
Motorcycles, including three-wheel motorbikes, motorscooters, mopeds, and parts.....	14	110401	2.7	0.0	2.0	0.0	0.0	0.4
Trucks, truck tractors, & bus chassis 14,000 lb or less, incl. minivans & suvs.....	14	1105	7.1	0.1	0.1	2.2	0.2	0.8
Trucks, truck tractors, & bus chassis 14,000 lb or less, incl. minivans & suvs.....	14	110571	7.1	0.1	0.1	2.2	0.2	0.8
Trucks, over 14,000 lbs GVW.....	14	1106	2.6	0.1	-0.1	0.1	0.2	0.0
Trucks, over 14,000 lbs GVW.....	14	110684	2.6	0.1	-0.1	0.1	0.2	0.0
Buses, including military and firefighting vehicles (chassis of own manufacture).....	14	1106843	10.0	0.0	0.0	0.0	0.1	0.0
Motor vehicles parts.....	14	12	3.6	0.5	0.2	0.0	-0.1	0.0
Motor vehicles parts.....	14	1205	3.6	0.5	0.2	0.0	-0.1	0.0
Gasoline engines and engine parts, excl. carburetors, pistons, and valves.....	14	120501	2.7	-0.1	-0.1	0.2	0.9	0.0
Motor vehicle steering and suspension parts.....	14	120502	1.0	-1.0	0.3	1.7	0.0	0.3
Motor vehicle transmission and power train.....	14	120503	4.2	1.9	0.0	0.1	-0.2	0.0
Motor vehicle drive train components, except wheels and brakes, new.....	14	1205031	4.2	1.9	0.0	0.1	-0.2	0.0
Motor vehicle transmissions except auxiliary and parts, new.....	14	12050310	2.8	0.0	0.0	0.2	0.0	0.0
Parts for manual and automatic transmissions, new.....	14	12050313	14.7	14.7	0.0	-0.1	-0.5	0.0
Other motor vehicle drive train components, except wheels and brakes, new.....	14	12050315	0.0	0.2	-0.1	-0.3	-0.9	0.0
Motor vehicle drive train components, rebuilt.....	14	1205033	8.4	0.0	0.0	1.8	0.0	0.0
Motor vehicle brake systems.....	14	120504	9.4	-0.4	0.1	-1.4	-0.3	0.0
Motor vehicle brake parts and assemblies, new.....	14	1205041	10.1	-0.4	0.1	-1.5	-0.3	0.0
Motor vehicle drum brake assemblies and parts, new.....	14	1205041A	18.1	—	0.0	4.2	0.0	0.0
Other motor vehicle brake parts and assemblies, new.....	14	1205041B	15.4	-0.2	0.3	1.6	-0.7	0.0
Motor vehicle disc brake assemblies and parts, new.....	14	1205041C	0.6	-0.2	-0.1	-7.9	-0.1	-0.1
Filters for internal combustion engines and motor vehicles.....	14	120505	16.2	0.0	0.0	0.0	1.0	0.0
Other motor vehicle parts.....	14	120508	2.5	0.8	0.0	0.1	0.0	0.0
Vehicle seating and interior trim.....	14	120511	2.6	0.2	0.4	0.9	-0.9	0.2
Automobile trimmings.....	14	1205111	3.8	0.0	0.0	3.2	0.0	0.1
Seats for public conveyance and aircraft.....	14	1205113	2.8	0.3	0.6	0.0	-0.7	0.4
Motor vehicle air conditioning systems and compressors.....	14	120512	-0.3	-2.1	0.0	-0.8	0.0	0.0
Carburetors, pistons, piston rings, and valves.....	14	120513	3.4	0.1	0.1	-0.2	-0.2	0.0

See footnotes at end of table.

Table 7. Producer price index percentage changes for commodity and service groupings and individual items, not seasonally adjusted — Continued
 [December 2022]

Title	Commodity code		Unadjusted 12-month percent change ¹	Unadjusted 1-month percent change ¹				
	Group code	Item code		Dec. 2021 to Dec. 2022 ^P	July to Aug.	Aug. to Sept. ^P	Sept. to Oct. ^P	Oct. to Nov. ^P
Motor vehicle electrical and electronic equipment.....	14	120514	3.4	0.4	2.0	-0.1	0.0	0.0
Vehicular lighting equipment.....	14	1205141	2.5	0.9	0.0	0.3	0.1	0.0
Other motor vehicle electrical and electronic equipment.....	14	1205142	3.5	0.3	2.4	-0.2	0.0	0.0
Battery charging alternators, generators, and regulators.....	14	12051422	-0.2	-0.1	-0.5	-0.6	0.1	0.0
Parts for electrical and electronic engine equipment.....	14	12051424	2.1	0.0	2.3	-0.4	0.0	0.0
All other miscellaneous non-engine electrical and electronic equipment.....	14	12051425	1.3	0.5	2.7	-0.1	0.0	0.0
All other miscellaneous complete engine electrical equipment, including spark plugs.....	14	12051426	7.1	0.9	2.2	-0.5	0.2	0.0
Truck and bus bodies.....	14	13	15.5	0.7	0.4	1.8	0.0	0.1
Truck and bus bodies sold separately.....	14	1301	16.0	0.3	-0.2	1.5	-0.1	0.0
Other truck and vehicle bodies, sold separately.....	14	13015	13.5	0.4	-0.4	3.4	-0.2	0.0
Dump truck bodies, sold separately.....	14	130151	3.8	0.0	-3.2	0.0	-1.2	0.0
All other truck and vehicle bodies, sold separately.....	14	130152	15.2	0.4	0.0	3.9	0.0	0.0
Service truck bodies, sold separately.....	14	130153	15.1	0.9	0.4	4.5	0.0	0.1
Complete vehicles on purchased chassis.....	14	1302	15.1	1.3	1.1	2.0	0.1	0.1
Buses and firefighting vehicles, complete, produced on purchased chassis.....	14	13027	2.3	0.0	0.0	0.0	0.4	0.4
Buses and firefighting vehicles, complete, produced on purchased chassis.....	14	130275	2.3	0.0	0.0	0.0	0.4	0.4
Other trucks and vehicles, complete, produced on purchased chassis.....	14	13029	18.5	1.6	1.3	2.5	0.1	0.1
Other trucks and vehicles, complete, produced on purchased chassis, except upfitting trucks.....	14	130294	18.6	1.9	1.7	3.2	0.1	0.1
Upfitting trucks, complete, produced on purchased chassis.....	14	130299	-	0.6	-	-	-	-
Truck trailers.....	14	14	16.9	0.1	0.2	0.5	0.0	0.1
Truck trailers.....	14	1406	16.9	0.1	0.2	0.5	0.0	0.1
Truck trailers and chassis, axle rating 10,000 lb or more.....	14	140602	16.2	0.1	0.2	0.1	0.0	0.1
Truck trailers and chassis, axle rating less than 10,000 lb.....	14	140603	21.5	0.0	0.0	3.0	0.0	0.0
Motor homes, built on purchased chassis.....	14	15	2.8	0.1	0.2	0.7	0.0	0.0
Motor homes, built on purchased chassis.....	14	1501	2.8	0.1	0.2	0.7	0.0	0.0
Motor homes, built on purchased chassis.....	14	150101	2.8	0.1	0.2	0.7	0.0	0.0
Travel trailers and campers.....	14	16	7.5	0.2	1.1	0.6	0.1	0.0
Travel trailers.....	14	1601	8.2	0.2	1.1	0.8	0.1	0.0
Travel trailers.....	14	160101	8.2	0.2	1.1	0.8	0.1	0.0
Conventional travel trailers.....	14	1601016	9.8	0.7	1.7	1.2	0.1	0.0
Camping trailers, campers, pick-up covers, and parts.....	14	1602	4.8	0.1	1.5	0.0	0.1	0.0
Camping trailers, campers, pick-up covers, and parts.....	14	160201	4.8	0.1	1.5	0.0	0.1	0.0
Other parts and components, excluding appliances and furnishings.....	14	1602013	5.8	0.0	2.1	0.0	0.0	0.0
Truck campers, caps, box covers, and fold-down camping trailers.....	14	1602014	3.1	-	-	-	0.1	0.0
Aircraft and aircraft equipment.....	14	2	4.4	0.3	0.3	0.2	0.2	0.3
Aircraft.....	14	21	5.2	0.2	0.0	0.3	0.2	0.4
Civilian aircraft.....	14	2102	6.4	0.4	0.4	0.4	0.3	0.6
Civilian aircraft.....	14	210206	6.4	0.4	0.4	0.4	0.3	0.6
Military aircraft.....	14	2104	2.8	0.0	-0.7	0.0	0.0	0.0
Military aircraft.....	14	210401	2.8	0.0	-0.7	0.0	0.0	0.0
Aircraft engine and engine parts.....	14	23	4.4	0.6	0.3	0.0	0.0	0.4
Aircraft engine and engine parts.....	14	2301	4.4	0.6	0.3	0.0	0.0	0.4
Aircraft engine and engine parts.....	14	230101	4.4	0.6	0.3	0.0	0.0	0.4
Aeronautical services on aircraft engines.....	14	2301015	10.1	2.7	0.6	0.0	0.0	0.0
Aircraft engine parts and accessories.....	14	2301017	2.9	0.0	0.3	0.1	0.1	0.8
Parts and accessories for military aircraft engines.....	14	23010175	1.5	0.0	0.3	0.3	0.0	0.0
Parts and accessories for civilian aircraft engines.....	14	23010177	3.3	0.0	0.3	0.0	0.1	1.0
Other aircraft parts and equipment.....	14	25	2.6	0.0	1.2	0.0	0.3	0.0
Other aircraft parts and equipment.....	14	2501	2.6	0.0	1.2	0.0	0.3	0.0
Aircraft propellers and helicopter rotors.....	14	250102	5.7	0.2	4.4	0.0	0.1	0.2
Aircraft parts and auxiliary equipment.....	14	250103	2.5	0.0	1.0	0.0	0.3	0.0
Aircraft landing gear for civilian and military aircraft.....	14	2501032	5.3	0.0	0.5	0.0	0.0	0.0
Other aircraft subassemblies and parts for military aircraft.....	14	2501033	1.7	0.0	0.0	0.0	1.4	0.1
Other aircraft subassemblies and parts for civilian aircraft.....	14	2501034	3.3	0.0	2.2	0.0	0.2	0.0
Ships and boats.....	14	3	5.1	0.6	-0.1	0.1	0.1	0.3
Ships.....	14	31	2.4	0.0	-0.3	0.0	0.0	0.3
Military self-propelled ships, new construction.....	14	3102	-0.1	0.0	-0.6	0.0	0.0	0.1
Military self-propelled ships, new construction.....	14	310201	-0.1	0.0	-0.6	0.0	0.0	0.1

See footnotes at end of table.

Table 7. Producer price index percentage changes for commodity and service groupings and individual items, not seasonally adjusted — Continued
 [December 2022]

Title	Commodity code		Unadjusted 12-month percent change ¹	Unadjusted 1-month percent change ¹				
	Group code	Item code		Dec. 2021 to Dec. 2022 ^P	July to Aug.	Aug. to Sept. ^P	Sept. to Oct. ^P	Oct. to Nov. ^P
Nonmilitary self-propelled ships, new construction.....	14	3103	5.3	0.0	0.5	0.0	0.0	-0.7
Nonmilitary self-propelled ships, new construction.....	14	310301	5.3	0.0	0.5	0.0	0.0	-0.7
Boats.....	14	32	10.7	1.8	0.4	0.4	0.3	0.3
Outboard motorboats, including commercial and military (except sailboats and lifeboats).....	14	3201	13.7	2.7	0.7	0.4	0.1	0.4
Outboard motorboats, wood or metal, incl. comm. and military (exc. sailboats and lifeboats).....	14	320107	15.0	4.5	1.1	0.2	0.2	0.2
Outboard motorboats, plastics/fiberglass, incl. comm. and mil. (exc. sailboats and lifeboats).....	14	320108	12.5	1.1	0.2	0.7	0.0	0.5
Inboard motorboats, including commercial and military (except sailboats and lifeboats).....	14	3202	11.3	1.1	0.0	0.8	1.0	0.7
Inboard cabin cruisers, including commercial and military (except sailboats and lifeboats).....	14	320206	9.2	1.7	0.0	0.0	1.0	1.5
Other inboard motorboats, including commercial and military (except sailboats and lifeboats).....	14	320207	13.2	0.5	0.0	1.5	1.1	0.0
Inboard-outdrive boats, including commercial and military (except sailboats and lifeboats).....	14	3203	4.1	0.0	0.0	0.0	0.0	0.0
All other inboard-outdrive boats, incl. comm. and military (except sailboats and lifeboats).....	14	320310	2.9	0.0	0.0	0.0	0.0	0.0
All other boats (excluding military and commercial).....	14	3204	5.1	2.4	0.0	0.0	0.0	0.0
All other boats (excluding military and commercial).....	14	320406	5.1	2.4	0.0	0.0	0.0	0.0
Railroad equipment.....	14	4	1.5	0.3	0.2	0.0	0.1	0.0
Railroad cars and locomotives.....	14	44	-	0.0	0.0	0.0	0.0	0.0
Railroad cars and locomotives.....	14	4401	-	0.0	0.0	0.0	0.0	0.0
Railroad cars.....	14	440102	-	0.0	0.0	0.0	-	-
Railway maintenance of way equipment and parts.....	14	45	-	1.8	1.4	0.2	0.7	0.2
Railway maintenance of way equipment and parts.....	14	4501	6.9	1.8	1.4	0.2	0.7	0.2
Air brake and other brake equipment.....	14	450101	0.6	0.0	0.0	0.0	0.0	0.0
Railway maintenance of way & all other railroad and streetcar equipment, parts and accessories.....	14	450102	7.7	2.0	1.6	0.3	0.8	0.3
Transportation equipment, n.e.c.....	14	9	4.9	-0.2	0.0	0.2	-0.6	-0.2
Transportation equipment, n.e.c.....	14	91	4.9	-0.2	0.0	0.2	-0.6	-0.2
Other transportation equipment, incl. golf carts, vehicle trailers, and all-terrain vehicles.....	14	9111	4.9	-0.2	0.0	0.2	-0.6	-0.2
Automobile and light truck trailers.....	14	911104	4.0	0.0	0.3	0.0	-2.1	-0.6
All other miscellaneous transportation equipment, including all-terrain vehicles.....	14	911105	6.2	-0.3	-0.2	0.3	0.0	0.0
All-terrain vehicles and parts.....	14	9111051	5.8	-0.4	0.0	0.1	0.0	-0.1
All other miscellaneous transportation equipment and parts.....	14	9111052	7.0	-0.1	-0.6	0.6	0.0	0.2
Miscellaneous products.....	15	-	8.5	0.8	0.3	0.1	0.8	0.2
Toys, sporting goods, small arms, etc.....	15	1	11.4	0.0	-0.3	0.1	1.2	1.2
Toys, games, and children's vehicles.....	15	11	4.0	0.0	0.0	1.2	0.0	0.0
Toys, games, and children's vehicles.....	15	1101	4.0	0.0	0.0	1.2	0.0	0.0
Nonelectronic games and puzzles (excl. toys), and electronic toys (incl. parts).....	15	110152	-	0.0	0.0	0.0	0.0	-
Nonelectronic games and puzzles, including parts.....	15	1101521	-	0.0	0.0	0.0	0.0	-
Other nonelectronic toys, including parts.....	15	110154	11.7	0.0	0.0	4.2	0.0	0.0
Models, science & craft kits/supply, & collectors' miniatures.....	15	110155	6.4	0.0	0.0	0.3	0.0	0.0
Sporting and athletic goods.....	15	12	18.5	0.0	-0.4	0.1	2.1	2.0
Sporting and athletic goods.....	15	1201	18.5	0.0	-0.4	0.1	2.1	2.0
Golf equipment, excluding apparel and shoes.....	15	120127	39.4	0.0	-1.2	0.0	5.6	5.3
Bicycles, adult tricycles, unicycles and parts.....	15	120182	6.7	0.1	0.0	0.0	1.0	0.4
Playground equipment.....	15	120185	8.8	0.0	0.0	1.3	0.0	0.0
Gymnasium and exercise equipment.....	15	120192	11.2	0.0	0.0	0.0	0.0	0.0
Other sporting and athletic goods.....	15	120193	7.6	0.0	0.0	0.0	0.0	0.0
Small arms and ammunition.....	15	13	2.2	0.0	0.0	0.0	0.0	0.0
Small arms.....	15	1301	0.1	0.0	0.0	0.0	0.0	0.0
Single barrel shotguns, other small firearms n.e.c., and parts & attachments for small arms.....	15	130128	0.3	0.0	0.0	0.0	0.0	0.0
Small arms ammunition.....	15	1302	4.8	0.0	0.0	0.0	0.0	0.0
Small arms ammunition.....	15	130281	4.8	0.0	0.0	0.0	0.0	0.0
Other small arms ammunition products.....	15	1303	6.7	0.0	0.0	0.0	0.2	0.0
All other small arms ammunition products.....	15	130308	6.7	0.0	0.0	0.0	0.2	0.0
Tobacco products, incl. stemmed & redried.....	15	2	10.0	1.9	0.7	0.0	1.9	0.0

See footnotes at end of table.

Table 7. Producer price index percentage changes for commodity and service groupings and individual items, not seasonally adjusted — Continued
 [December 2022]

Title	Commodity code		Unadjusted 12-month percent change ¹	Unadjusted 1-month percent change ¹				
	Group code	Item code		Dec. 2021 to Dec. 2022 ^P	July to Aug.	Aug. to Sept. ^P	Sept. to Oct. ^P	Oct. to Nov. ^P
Cigarettes, excluding electronic.....	15	21	10.5	2.0	0.8	0.0	2.1	0.0
Cigarettes, excluding electronic.....	15	2101	10.5	2.0	0.8	0.0	2.1	0.0
Cigarettes, excluding electronic.....	15	210105	10.5	2.0	0.8	0.0	2.1	0.0
Stemmed and redried tobacco.....	15	24	4.1	-0.1	0.0	1.0	2.6	0.0
Stemmed and redried tobacco.....	15	2402	4.1	-0.1	0.0	1.0	2.6	0.0
Stemmed and redried tobacco.....	15	240208	4.1	-0.1	0.0	1.0	2.6	0.0
Tobacco, unstemmed leaf, redried before packing.....	15	2402081	6.1	-0.1	0.0	0.3	5.1	0.0
Tobacco, stemmed.....	15	2402084	2.0	0.0	0.0	1.8	0.0	0.0
Other tobacco products.....	15	25	8.0	1.6	0.2	0.0	1.0	0.0
Other tobacco products.....	15	2501	8.0	1.6	0.2	0.0	1.0	0.0
Other tobacco products.....	15	250101	8.0	1.6	0.2	0.0	1.0	0.0
Cigars.....	15	2501011	3.1	0.0	0.0	0.0	0.0	0.0
Chewing and smoking tobacco.....	15	2501014	8.6	1.9	0.0	0.0	1.3	0.0
Notions.....	15	3	7.9	0.0	0.0	0.0	0.0	0.3
Fasteners, zippers, buttons, needles, pins, and buckles.....	15	32	7.9	0.0	0.0	0.0	0.0	0.3
Fasteners, zippers, buttons, needles, pins, and buckles.....	15	3201	7.9	0.0	0.0	0.0	0.0	0.3
Fasteners, zippers, buttons, needles, pins, and buckles (except precious metal).....	15	320100	7.9	0.0	0.0	0.0	0.0	0.3
Photographic equipment and supplies.....	15	4	5.7	0.5	0.7	-3.9	2.4	-0.6
Photographic and photocopying equipment.....	15	41	—	0.0	0.0	0.0	—	—
Photographic and photocopying equipment.....	15	4107	—	0.0	0.0	0.0	—	—
Photographic and photocopying equipment.....	15	410701	—	0.0	0.0	0.0	—	—
Motion picture & other photographic equipment, n.e.c.....	15	4107019	—	0.0	0.0	0.0	—	—
Photographic supplies.....	15	42	6.2	0.7	0.9	-5.2	3.2	-0.8
Photographic supplies.....	15	4206	6.2	0.7	0.9	-5.2	3.2	-0.8
Photographic supplies.....	15	420601	6.2	0.7	0.9	-5.2	3.2	-0.8
Prepared photographic chemicals.....	15	4206011	4.4	0.2	0.8	-0.1	0.7	-0.6
Photographic sensitized film, plates, paper, & cloth.....	15	4206012	6.7	0.8	0.9	-6.6	4.0	-0.9
Photographic sensitized film, plates, paper, & cloth, silver-halide-type (excluding X-ray).....	15	42060121	—	1.7	0.1	—	—	—
Photographic sensitized film etc., less silver halide type (inc. X-ray)...	15	42060122	11.5	-0.3	1.9	0.4	-0.1	1.5
Mobile homes.....	15	5	7.6	-1.3	-0.9	-0.8	-0.3	0.0
Manufactured homes (mobile homes), all sizes (incl. multisection).....	15	53	7.6	-1.3	-0.9	-0.8	-0.3	0.0
Manufactured mobile homes and nonresidential mobile buildings.....	15	5303	7.6	-1.3	-0.9	-0.8	-0.3	0.0
Manufactured homes (mobile homes), all width sizes (incl. multisection).....	15	530301	7.6	-1.3	-0.9	-0.8	-0.3	0.0
Medical, surgical & personal aid devices.....	15	6	4.6	0.3	0.3	0.3	0.0	0.2
Surgical and medical instruments.....	15	62	3.6	0.1	0.8	0.3	0.0	0.0
Surgical and medical instruments.....	15	6201	3.6	0.1	0.8	0.3	0.0	0.0
Surgical and medical instruments.....	15	620103	3.6	0.1	0.8	0.3	0.0	0.0
Surgical and medical catheters.....	15	6201031	1.4	0.0	0.0	0.0	0.0	0.0
Orthopedic and surgical instruments.....	15	6201033	5.2	0.0	0.1	0.0	0.1	0.1
Other surgical and medical apparatus and instruments, excluding parts.....	15	6201037	3.4	0.3	1.3	-0.3	-0.4	0.0
Parts for surgical and medical apparatus and instruments.....	15	6201038	2.2	0.0	0.4	1.7	0.0	0.0
Medical and surgical appliances and supplies.....	15	63	4.6	0.2	0.0	0.3	0.2	0.1
Medical and surgical appliances and supplies.....	15	6301	4.6	0.2	0.0	0.3	0.2	0.1
Medical and surgical appliances and supplies.....	15	630104	4.6	0.2	0.0	0.3	0.2	0.1
Other orthopedic and prosthetic appliances.....	15	6301042	0.6	0.0	0.0	0.0	0.0	0.0
All other surgical and medical items.....	15	6301044	5.7	0.2	0.0	0.4	0.2	0.1
Ophthalmic goods.....	15	64	5.5	0.3	0.0	0.0	0.0	0.7
Ophthalmic goods.....	15	6401	5.5	0.3	0.0	0.0	0.0	0.7
Ophthalmic fronts, temples, and focal and contact lenses.....	15	640107	—	0.5	—	—	—	—
Dental equipment and supplies.....	15	65	10.5	1.7	-1.3	0.4	-1.1	1.7
Dental equipment and supplies.....	15	6501	10.5	1.7	-1.3	0.4	-1.1	1.7
Dental equipment and supplies.....	15	650107	10.5	1.7	-1.3	0.4	-1.1	1.7
Professional dental equipment and supplies.....	15	6501071	6.0	0.0	0.0	0.0	0.0	1.7
Professional dental equipment.....	15	65010711	11.3	0.0	0.0	0.0	0.0	3.9
Professional dental supplies.....	15	65010712	2.0	0.0	0.0	0.0	0.0	0.0
Other industrial safety equipment.....	15	7	11.6	0.0	0.0	3.7	0.0	0.0
Personal safety equipment and clothing.....	15	71	11.6	0.0	0.0	3.7	0.0	0.0

See footnotes at end of table.

Table 7. Producer price index percentage changes for commodity and service groupings and individual items, not seasonally adjusted — Continued
 [December 2022]

Title	Commodity code		Unadjusted 12-month percent change ¹	Unadjusted 1-month percent change ¹				
	Group code	Item code		Dec. 2021 to Dec. 2022 ^P	July to Aug.	Aug. to Sept. ^P	Sept. to Oct. ^P	Oct. to Nov. ^P
Personal safety equipment and clothing.....	15	7108	11.6	0.0	0.0	3.7	0.0	0.0
Personal safety equipment and clothing.....	15	710802	11.6	0.0	0.0	3.7	0.0	0.0
Other miscellaneous products.....	15	9	12.5	1.3	0.2	0.5	0.3	0.3
Burial caskets.....	15	91	6.2	0.0	0.0	1.9	3.3	0.0
Burial caskets.....	15	9101	6.2	0.0	0.0	1.9	3.3	0.0
Burial caskets.....	15	910109	6.2	0.0	0.0	1.9	3.3	0.0
Metal burial caskets & coffins, completely lined & trimmed, adult sizes.....	15	9101091	10.0	0.0	0.0	3.3	4.0	0.0
Other burial caskets & coffins, including burial boxes and vaults (except concrete and stone).....	15	9101095	—	0.0	0.0	—	—	—
Musical instruments.....	15	93	6.5	0.6	0.0	1.5	0.6	-1.0
Musical instruments.....	15	9301	6.5	0.6	0.0	1.5	0.6	-1.0
Nonelectronic pianos, organs, and nonelectronic piano and organ parts, excluding benches.....	15	930113	5.4	0.0	0.0	0.0	0.0	0.0
Other musical instruments and parts.....	15	930117	6.7	0.7	0.0	1.7	0.7	-1.2
Other nonelectronic musical instruments.....	15	9301172	8.5	0.0	0.0	0.0	0.0	0.0
Other musical instrument parts & accessories, sold separately, excl. benches & instrument cases.....	15	9301173	—	1.6	0.0	0.7	0.0	0.0
Jewelry and jewelry products.....	15	94	9.2	1.1	-1.0	-0.3	2.5	0.9
Jewelry (gold and platinum) and silverware.....	15	9402	11.6	1.7	-1.5	-0.5	3.7	0.7
Jewelry, gold and platinum.....	15	940222	11.8	1.7	-1.5	-0.5	3.7	0.7
Costume jewelry and novelties.....	15	9404	5.7	0.0	0.0	0.0	0.0	0.0
Costume jewelry and novelties.....	15	940415	5.7	0.0	0.0	0.0	0.0	0.0
All other jewelry and personal goods (excluding costume).....	15	9407	8.3	0.6	-0.4	-0.2	2.3	0.9
All other jewelry and personal goods (excluding costume).....	15	940714	8.3	0.6	-0.4	-0.2	2.3	0.9
Jewelers' material and lapidary work.....	15	9408	4.3	0.2	-0.2	0.0	0.2	2.6
Pens, pencils, and marking devices.....	15	95	4.9	0.0	0.1	0.0	0.2	0.0
Pens, markers, mechanical pencils, and associated parts.....	15	9502	—	0.0	0.0	0.0	—	—
Pens, markers, mechanical pencils, and associated parts.....	15	950210	—	0.0	0.0	0.0	—	—
Lead pencils, art goods, office supplies and small office equipment, excluding paper.....	15	9503	6.5	0.0	0.0	0.0	0.3	0.0
Lead pencils, art goods, office supplies and small office equipment, excluding paper.....	15	950307	6.5	0.0	0.0	0.0	0.3	0.0
Marking devices.....	15	9504	1.3	0.1	0.3	0.0	0.0	0.0
Marking devices.....	15	950406	1.3	0.1	0.3	0.0	0.0	0.0
Watches, clocks, watchcases, and parts.....	15	96	—	3.2	—	—	—	—
Watches, clocks, watchcases, and parts.....	15	9603	—	3.2	—	—	—	—
Watches, clocks, watchcases, and parts.....	15	960313	—	3.2	—	—	—	—
Brooms and brushes.....	15	97	6.2	0.2	0.1	0.0	1.1	0.0
Brooms, brushes and mops.....	15	9705	6.2	0.2	0.1	0.0	1.1	0.0
Brooms, mops, and dusters.....	15	970501	6.7	0.0	0.5	0.0	3.3	0.0
Brooms.....	15	9705011	6.1	0.0	1.0	0.0	3.5	0.0
Mops and dusters, including refills.....	15	9705012	7.4	0.0	0.0	0.0	3.1	0.0
Paint and varnish brushes and rollers.....	15	970502	7.5	0.0	0.0	0.0	0.0	0.0
Paint and varnish brushes.....	15	9705021	7.4	0.0	0.0	0.0	0.0	0.0
Paint holders, pads, roller frames, and rollers.....	15	9705022	7.6	0.0	0.0	0.0	0.0	0.0
Other brushes, excl. paint and varnish brushes.....	15	970503	5.6	0.3	0.0	0.0	0.3	0.0
Personal brushes.....	15	9705031	0.3	0.0	0.0	0.0	0.0	0.0
Brushes, other than personal.....	15	9705032	12.4	0.6	0.0	0.0	0.7	0.0
Miscellaneous products, n.e.c.....	15	9A	15.1	1.7	0.2	0.7	-0.4	0.3
Candles.....	15	9A01	7.6	0.0	0.0	0.0	0.0	0.0
Candles.....	15	9A0101	7.6	0.0	0.0	0.0	0.0	0.0
Signs and advertising displays.....	15	9A04	16.7	3.7	0.2	0.5	0.0	0.6
Non-electric signs and displays.....	15	9A0402	18.6	1.4	0.3	0.9	0.0	1.1
Electric signs and displays.....	15	9A0404	—	7.3	0.0	0.0	0.0	—
All other miscellaneous fabricated products and recyclable materials.....	15	9A09	14.9	0.0	0.2	1.1	-0.9	0.0
Other miscellaneous fabricated products.....	15	9A0901	21.7	0.0	2.9	0.0	0.0	0.0
Reproduction of audio and video media and software.....	15	9D	18.2	0.8	2.4	0.1	0.1	0.0
Reproduction of audio and video media and software.....	15	9D01	18.2	0.8	2.4	0.1	0.1	0.0
Services²								
Transportation services.....	30	—	10.3	-1.4	-0.6	0.9	-0.6	-0.3
Transportation of freight and mail.....	30	1	8.7	-1.3	-0.1	-0.4	0.6	-1.1
Rail transportation of freight and mail.....	30	11	8.4	-0.4	0.1	-0.6	0.6	-0.1

See footnotes at end of table.

Table 7. Producer price index percentage changes for commodity and service groupings and individual items, not seasonally adjusted — Continued
 [December 2022]

Title	Commodity code		Unadjusted 12-month percent change ¹	Unadjusted 1-month percent change ¹				
	Group code	Item code		Dec. 2021 to Dec. 2022 ^P	July to Aug.	Aug. to Sept. ^P	Sept. to Oct. ^P	Oct. to Nov. ^P
Rail transportation of freight and mail.....	30	1101	8.4	-0.4	0.1	-0.6	0.6	-0.1
Rail transportation of freight and mail.....	30	110101	8.4	-0.4	0.1	-0.6	0.6	-0.1
Truck transportation of freight.....	30	12	8.2	-2.2	-0.6	-0.6	0.7	-1.7
Local motor carrying.....	30	1201	11.6	-0.1	0.0	0.4	0.2	-4.1
Local motor carrying.....	30	120101	11.6	-0.1	0.0	0.4	0.2	-4.1
Long-distance motor carrying.....	30	1202	7.1	-2.9	-0.8	-1.0	0.9	-0.9
Long-distance motor carrying.....	30	120201	7.1	-2.9	-0.8	-1.0	0.9	-0.9
Water transportation of freight.....	30	13	28.2	1.8	1.1	0.0	1.5	0.5
Deep sea water transportation of freight.....	30	1301	30.0	3.1	2.0	-0.5	1.4	0.6
Deep sea water transportation of freight.....	30	130101	30.0	3.1	2.0	-0.5	1.4	0.6
Coastal and intercoastal water transportation of freight.....	30	1302	33.5	0.9	0.6	0.4	1.8	0.4
Coastal and intercoastal water transportation of freight.....	30	130201	33.5	0.9	0.6	0.4	1.8	0.4
Great Lakes-St Lawrence Seaway water transportation of freight.....	30	1303	16.0	-2.5	-0.7	0.3	2.8	-0.2
Great lakes-St Lawrence Seaway water transportation of freight.....	30	130301	16.0	-2.5	-0.7	0.3	2.8	-0.2
Inland waterways transportation of freight.....	30	1304	20.7	-0.5	-0.8	0.7	1.0	0.4
Inland waterways transportation of freight.....	30	130401	20.7	-0.5	-0.8	0.7	1.0	0.4
Air transportation of freight.....	30	14	-3.0	-1.5	-0.6	-2.6	-2.5	-0.1
Air transportation of freight.....	30	1401	-3.0	-1.5	-0.6	-2.6	-2.5	-0.1
Air transportation of freight, domestic.....	30	140102	4.8	-0.6	0.1	0.0	-0.2	-0.2
Air transportation of freight, international.....	30	140103	-6.6	-1.9	-1.0	-3.9	-3.6	0.0
Courier, messenger, and U.S. postal services.....	30	16	7.6	-0.6	0.0	0.2	0.4	-0.7
U.S. Postal Service.....	30	1601	4.8	0.0	0.0	0.9	0.0	0.0
Mailing services (market dominant services).....	30	160107	6.2	0.0	0.0	0.1	0.0	0.0
First class mail.....	30	1601071	5.8	0.0	0.0	0.2	0.0	0.0
Periodicals mail.....	30	1601072	8.4	0.0	0.0	0.0	0.0	0.0
Standard class mail.....	30	1601073	6.5	0.0	0.0	0.0	0.0	0.0
Package services mail.....	30	1601074	7.9	0.0	0.0	0.0	0.0	0.0
Special services and fees.....	30	1601075	6.9	0.0	0.0	0.0	0.0	0.0
Shipping services (competitive services).....	30	160108	-0.2	0.0	0.0	3.9	0.0	0.0
Courier and messenger services, except air.....	30	1602	8.8	-0.3	0.0	-0.3	0.5	-0.3
Courier and messenger services, except air.....	30	160201	8.8	-0.3	0.0	-0.3	0.5	-0.3
Air mail and package delivery services, excluding by USPS.....	30	1603	11.9	-2.4	0.3	-0.6	1.0	-3.2
Air mail and package delivery services, excluding by USPS.....	30	160301	11.9	-2.4	0.3	-0.6	1.0	-3.2
Pipeline transportation.....	30	17	-	0.0	3.0	-0.1	0.0	-1.3
Pipeline transportation of petroleum products.....	30	1701	7.7	0.0	0.0	0.2	0.0	0.0
Pipeline transportation of crude petroleum.....	30	170101	7.6	0.0	0.0	0.3	-0.1	0.0
Pipeline transportation of refined petroleum products.....	30	170102	7.8	0.0	0.0	0.0	0.1	0.0
Pipeline transportation of natural gas.....	30	1702	-	0.0	4.9	-0.2	0.0	-2.0
Pipeline transportation of natural gas.....	30	170201	-	0.0	4.9	-0.2	0.0	-2.0
Transportation of passengers (partial).....	30	2	17.1	-1.7	-2.7	6.1	-5.4	3.2
Rail transportation of passengers.....	30	21	2.1	0.0	0.0	0.0	0.0	0.0
Rail transportation of passengers.....	30	2101	2.1	0.0	0.0	0.0	0.0	0.0
Rail transportation of passengers.....	30	210101	2.1	0.0	0.0	0.0	0.0	0.0
Airline passenger services.....	30	22	17.3	-1.7	-2.7	6.2	-5.5	3.2
Airline passenger services.....	30	2201	17.3	-1.7	-2.7	6.2	-5.5	3.2
Airline passenger services, domestic.....	30	220101	17.6	-1.3	-1.6	6.6	-6.1	2.9
Airline passenger services, international.....	30	220102	16.5	-3.2	-6.8	4.8	-3.0	4.2
Services related to transportation activities.....	31	-	-9.3	1.5	-5.4	2.7	-5.9	0.5
Services related to water transportation.....	31	1	3.9	0.0	-0.3	0.6	0.4	0.2
Towing, tugging, docking, and related services.....	31	11	7.8	-0.5	-0.4	0.7	0.3	0.2
Towing, tugging, docking and related services.....	31	1101	7.8	-0.5	-0.4	0.7	0.3	0.2
Towing, tugging, docking and related services.....	31	110101	7.8	-0.5	-0.4	0.7	0.3	0.2
Operation of port waterfront terminals.....	31	12	4.9	1.2	-0.8	0.9	1.7	0.5
Operation of port waterfront terminals.....	31	1201	4.9	1.2	-0.8	0.9	1.7	0.5
Operation of port waterfront terminals.....	31	120101	4.9	1.2	-0.8	0.9	1.7	0.5
Marine cargo handling.....	31	13	0.7	0.0	0.0	0.5	0.0	0.0
Marine cargo handling.....	31	1301	0.7	0.0	0.0	0.5	0.0	0.0
Marine cargo handling.....	31	130101	0.7	0.0	0.0	0.5	0.0	0.0
Services related to air transportation.....	31	2	2.2	0.6	-2.3	0.4	0.0	0.0
Other airport operations, excluding aircraft maintenance and repair.....	31	21	2.2	0.6	-2.3	0.4	0.0	0.0

See footnotes at end of table.

Table 7. Producer price index percentage changes for commodity and service groupings and individual items, not seasonally adjusted — Continued
 [December 2022]

Title	Commodity code		Unadjusted 12-month percent change ¹	Unadjusted 1-month percent change ¹				
	Group code	Item code		Dec. 2021 to Dec. 2022 ^P	July to Aug.	Aug. to Sept. ^P	Sept. to Oct. ^P	Oct. to Nov. ^P
Other airport operations, excluding aircraft maintenance and repair.	31	2101	2.2	0.6	-2.3	0.4	0.0	0.0
Other airport operations, excluding aircraft maintenance and repair.	31	210101	2.2	0.6	-2.3	0.4	0.0	0.0
Other services related to transportation activities (partial).	31	3	-16.7	2.3	-8.1	4.2	-10.0	0.9
Arrangement of freight and cargo.	31	31	-25.2	3.8	-12.9	7.2	-14.4	1.6
Arrangement of freight and cargo.	31	3101	-25.2	3.8	-12.9	7.2	-14.4	1.6
Arrangement of freight and cargo.	31	310101	-25.2	3.8	-12.9	7.2	-14.4	1.6
Freight forwarding.	31	32	-1.2	-0.2	-0.1	0.0	-3.4	0.0
Freight forwarding.	31	3201	-1.2	-0.2	-0.1	0.0	-3.4	0.0
Freight forwarding.	31	320101	-1.2	-0.2	-0.1	0.0	-3.4	0.0
Warehousing, storage, and related services.	32	—	3.9	-4.0	2.7	-1.0	0.1	-0.6
Warehousing, storage, and related services.	32	1	3.9	-4.0	2.7	-1.0	0.1	-0.6
Warehousing, storage, and related services.	32	11	3.9	-4.0	2.7	-1.0	0.1	-0.6
Warehousing, storage, and related services.	32	1101	3.9	-4.0	2.7	-1.0	0.1	-0.6
Warehousing, storage, and related services.	32	110101	3.9	-4.0	2.7	-1.0	0.1	-0.6
Publishing sales, excluding software.	33	—	3.9	0.1	1.2	0.5	-1.2	0.5
Book, periodical, and newspaper publishing sales and subscriptions.	33	1	4.4	-0.4	2.0	0.7	-2.1	1.1
Sales of books.	33	11	6.6	0.1	-1.0	1.3	-0.7	1.4
Sales of textbooks.	33	1101	10.5	-1.9	-1.2	4.4	-3.0	4.8
Sales of textbooks.	33	110101	10.5	-1.9	-1.2	4.4	-3.0	4.8
Sales of technical, scientific, and professional books.	33	1102	7.9	0.1	0.0	-0.2	-0.1	0.0
Sales of technical, scientific, and professional books.	33	110201	7.9	0.1	0.0	-0.2	-0.1	0.0
Sales of religious books.	33	1103	9.7	0.8	-2.3	4.7	-3.7	-0.8
Sales of religious books.	33	110301	9.7	0.8	-2.3	4.7	-3.7	-0.8
Sales of general adult and juvenile books.	33	1104	0.2	1.1	-0.7	-0.3	0.8	-0.8
Sales of general adult and juvenile books.	33	110402	0.2	1.1	-0.7	-0.3	0.8	-0.8
Sales of general reference books.	33	1105	-2.5	2.2	0.1	2.0	-3.9	1.1
Sales of general reference books.	33	110501	-2.5	2.2	0.1	2.0	-3.9	1.1
Sales of digital books.	33	1106	4.3	2.2	-2.4	-0.1	1.5	1.7
Sales of digital books.	33	110601	4.3	2.2	-2.4	-0.1	1.5	1.7
Sales and subscriptions of periodicals and newspapers.	33	12	1.8	-1.1	5.8	0.0	-3.8	0.6
Sales and subscriptions of periodicals.	33	1201	-7.8	0.0	0.0	0.0	-7.8	0.0
Sales and subscriptions of periodicals.	33	120101	-7.8	0.0	0.0	0.0	-7.8	0.0
Newspaper subscription and single copy sales.	33	1202	10.4	-2.0	11.1	0.0	-0.5	1.1
Newspaper subscriptions, print and online bundled.	33	120203	12.6	0.3	0.3	0.3	0.3	0.1
Newspaper subscriptions, print only.	33	120204	10.2	-2.3	12.4	0.0	-0.6	1.3
Directory, mailing list, and related compilations publishing sales.	33	2	14.7	3.0	0.2	0.7	-3.0	1.1
Directory, mailing list, and related compilations publishing sales.	33	21	14.7	3.0	0.2	0.7	-3.0	1.1
Directory, mailing list, and related compilations publishing sales.	33	2101	14.7	3.0	0.2	0.7	-3.0	1.1
Directory, mailing list, and related compilations publishing sales.	33	210101	14.7	3.0	0.2	0.7	-3.0	1.1
Greeting card publishing sales.	33	3	8.2	6.5	1.5	-0.2	0.1	0.1
Greeting card publishing sales.	33	31	8.2	6.5	1.5	-0.2	0.1	0.1
Greeting card publishing sales.	33	3101	8.2	6.5	1.5	-0.2	0.1	0.1
Greeting card publishing sales.	33	310101	8.2	6.5	1.5	-0.2	0.1	0.1
Calendars, yearbooks, and other miscellaneous publishing sales.	33	4	-0.3	-1.4	0.3	0.0	0.1	0.1
Calendars, yearbooks, and other miscellaneous publishing sales.	33	41	-0.3	-1.4	0.3	0.0	0.1	0.1
Calendars, yearbooks, and other miscellaneous publishing sales.	33	4101	-0.3	-1.4	0.3	0.0	0.1	0.1
Calendars, yearbooks, and other miscellaneous publishing sales.	33	410101	-0.3	-1.4	0.3	0.0	0.1	0.1
Internet publishing and broadcasting subscription, content access, and licensing sales.	33	5	1.5	-0.4	0.0	0.2	0.0	-0.4
Internet publishing and broadcasting subscription, content access, and licensing sales.	33	51	1.5	-0.4	0.0	0.2	0.0	-0.4
Internet publishing and broadcasting subscription, content access, and licensing sales.	33	5101	1.5	-0.4	0.0	0.2	0.0	-0.4
Internet publishing and broadcasting subscription, content access, and licensing sales.	33	510101	1.5	-0.4	0.0	0.2	0.0	-0.4
Software publishing.	34	—	-0.9	-1.1	1.2	-0.6	-2.0	0.5
System software publishing.	34	1	—	-0.1	-0.3	-0.5	-1.1	0.5
System software publishing.	34	11	—	-0.1	-0.3	-0.5	-1.1	0.5
System software publishing.	34	1101	—	-0.1	-0.3	-0.5	-1.1	0.5

See footnotes at end of table.

Table 7. Producer price index percentage changes for commodity and service groupings and individual items, not seasonally adjusted — Continued
 [December 2022]

Title	Commodity code		Unadjusted 12-month percent change ¹	Unadjusted 1-month percent change ¹				
	Group code	Item code	Dec. 2021 to Dec. 2022 ^P	July to Aug.	Aug. to Sept. ^P	Sept. to Oct. ^P	Oct. to Nov. ^P	Nov. to Dec. ^P
System software publishing.....	34	110101	—	-0.1	-0.3	-0.5	-1.1	0.5
Application software publishing.....	34	2	-0.5	-1.5	1.9	-0.6	-2.4	0.5
Application software publishing.....	34	21	-0.5	-1.5	1.9	-0.6	-2.4	0.5
Desktop and portable device application software publishing.....	34	2101	3.2	-0.2	5.9	-2.5	-1.9	1.0
Desktop and portable device application software publishing.....	34	210101	3.2	-0.2	5.9	-2.5	-1.9	1.0
Application software publishing, cross-industry, vertical market, utilities, and other.....	34	2103	-6.5	-2.9	-0.5	0.8	-2.8	0.0
Application software publishing, cross-industry, vertical market, utilities, and other.....	34	210301	-6.5	-2.9	-0.5	0.8	-2.8	0.0
Application software publishing, game software.....	34	2104	20.6	0.1	-2.2	1.1	-2.7	1.0
Application software publishing, game software.....	34	210401	20.6	0.1	-2.2	1.1	-2.7	1.0
Network compensation from broadcast and cable television and radio.....	35	—	4.4	0.3	0.0	0.0	0.0	0.0
Affiliate agreements, programming sales, and retransmission fees for cable and broadcast tv.....	35	1	4.5	0.3	0.0	0.0	0.0	0.0
Affiliate agreements, programming sales, and retransmission fees for cable and broadcast tv.....	35	11	4.5	0.3	0.0	0.0	0.0	0.0
Affiliate agreements, programming sales, and retransmission fees for cable and broadcast tv.....	35	1101	4.5	0.3	0.0	0.0	0.0	0.0
Affiliate agreements, programming sales, and retransmission fees for cable and broadcast tv.....	35	110101	4.5	0.3	0.0	0.0	0.0	0.0
Affiliate agreements, programming sales, and retransmission fees for radio.....	35	2	-2.3	-1.3	-1.0	0.0	0.0	0.0
Affiliate agreements, programming sales, and retransmission fees for radio.....	35	21	-2.3	-1.3	-1.0	0.0	0.0	0.0
Affiliate agreements, programming sales, and retransmission fees for radio.....	35	2101	-2.3	-1.3	-1.0	0.0	0.0	0.0
Affiliate agreements, programming sales, and retransmission fees for radio.....	35	210101	-2.3	-1.3	-1.0	0.0	0.0	0.0
Advertising space and time sales.....	36	—	1.8	-2.0	1.2	4.2	-0.1	-0.2
Advertising space sales in periodicals, newspapers, directories, and mailing lists.....	36	1	0.6	0.2	-0.5	0.6	-0.3	1.0
Advertising space sales in periodicals and newspapers.....	36	11	0.7	0.2	-0.7	0.7	-0.4	1.2
Advertising space sales in periodicals.....	36	1101	1.8	0.0	0.0	0.0	0.0	0.0
Advertising space sales in specialized, business, and professional periodicals.....	36	110101	4.1	0.0	0.0	0.0	0.0	0.0
Advertising space sales in general and consumer periodicals.....	36	110102	1.5	0.0	0.0	0.0	0.0	0.0
Advertising space sales in newspapers.....	36	1102	-0.2	0.4	-1.3	1.3	-0.8	2.2
Advertising space sales in newspapers, print only.....	36	110203	-0.9	0.5	-1.5	1.5	-0.9	2.7
Advertising space sales in newspapers, digital only and print and digital bundled.....	36	110204	3.5	0.0	0.0	0.0	0.0	0.0
Advertising space sales in directories and mailing lists.....	36	12	0.1	0.0	0.0	0.0	0.0	0.0
Advertising space sales in directories and mailing lists.....	36	1201	0.1	0.0	0.0	0.0	0.0	0.0
Advertising space sales in directories and mailing lists.....	36	120101	0.1	0.0	0.0	0.0	0.0	0.0
Television advertising time sales.....	36	2	-1.8	-4.6	2.0	9.8	-0.9	-0.3
Television advertising time sales.....	36	21	-1.8	-4.6	2.0	9.8	-0.9	-0.3
Broadcast and network television advertising time sales.....	36	2101	3.0	0.3	5.3	13.5	-7.6	-0.7
Broadcast and network television advertising time sales.....	36	210101	3.0	0.3	5.3	13.5	-7.6	-0.7
Cable network advertising time sales.....	36	2102	-9.2	-12.9	-3.4	4.4	13.1	0.5
Cable network advertising time sales.....	36	210201	-9.2	-12.9	-3.4	4.4	13.1	0.5
Local cable system advertising time sales.....	36	2103	0.0	0.0	0.0	0.0	0.0	0.0
Local cable system advertising time sales.....	36	210301	0.0	0.0	0.0	0.0	0.0	0.0
Radio advertising time sales.....	36	3	-6.0	-1.3	6.3	-1.9	2.7	-4.3
Radio advertising time sales.....	36	31	-6.0	-1.3	6.3	-1.9	2.7	-4.3
Radio advertising time sales.....	36	3101	-6.0	-1.3	6.3	-1.9	2.7	-4.3
Radio advertising time sales.....	36	310101	-6.0	-1.3	6.3	-1.9	2.7	-4.3
Internet advertising sales, excluding Internet advertising sold by print publishers.....	36	5	12.3	-0.7	0.2	1.7	0.6	0.0
Internet advertising sales, excluding Internet advertising sold by print publishers.....	36	51	12.3	-0.7	0.2	1.7	0.6	0.0
Internet advertising sales, excluding Internet advertising sold by print publishers.....	36	5101	12.3	-0.7	0.2	1.7	0.6	0.0
Telecommunication, cable, and internet user services.....	37	—	3.9	0.5	0.7	0.4	0.0	0.0
Wired telephone services.....	37	1	2.2	0.4	0.7	0.1	0.1	0.1

See footnotes at end of table.

Table 7. Producer price index percentage changes for commodity and service groupings and individual items, not seasonally adjusted — Continued
 [December 2022]

Title	Commodity code		Unadjusted 12-month percent change ¹	Unadjusted 1-month percent change ¹				
	Group code	Item code		Dec. 2021 to Dec. 2022 ^P	July to Aug.	Aug. to Sept. ^P	Sept. to Oct. ^P	Oct. to Nov. ^P
Residential wired telephone services.....	37	11	4.2	0.6	2.4	0.4	0.0	0.0
Local residential wired telephone service.....	37	1101	3.1	1.0	1.6	0.4	0.0	0.0
Local residential wired telephone service.....	37	110101	3.1	1.0	1.6	0.4	0.0	0.0
Long distance residential wired telephone service.....	37	1102	6.6	0.0	4.0	0.5	0.1	0.1
Long distance residential wired telephone service.....	37	110201	6.6	0.0	4.0	0.5	0.1	0.1
All-distance residential wired telephone service.....	37	1103	0.9	0.0	0.2	0.2	-0.1	0.2
All-distance residential wired telephone service.....	37	110301	0.9	0.0	0.2	0.2	-0.1	0.2
Business wired telephone services.....	37	12	1.7	0.4	0.0	-0.1	0.1	0.2
Local business wired telephone service.....	37	1201	2.1	1.0	-0.2	-0.6	-0.2	0.1
Local business wired telephone service.....	37	120101	2.1	1.0	-0.2	-0.6	-0.2	0.1
Long distance business wired telephone and other toll service.....	37	1202	2.5	-0.2	0.9	2.0	1.1	1.0
Long distance business wired telephone and other toll service.....	37	120201	—	-0.2	0.9	2.0	1.1	1.0
Private line wired telephone service.....	37	1204	1.2	0.1	-0.1	-0.2	0.1	0.2
Private line wired telephone service.....	37	120401	1.2	0.1	-0.1	-0.2	0.1	0.2
All-distance business wired telephone service (partial).....	37	1205	—	0.2	-0.2	-0.2	0.4	-0.5
All-distance business wired telephone service.....	37	120501	—	0.2	-0.2	-0.2	0.4	-0.5
Other telephone services.....	37	13	0.1	-0.1	0.0	0.0	0.0	0.0
Other telephone services.....	37	1301	0.1	-0.1	0.0	0.0	0.0	0.0
Other telephone services.....	37	130104	—	-0.1	0.0	0.0	0.0	0.0
Wireless telecommunication services.....	37	2	2.0	1.4	0.0	0.0	0.0	0.0
Cellular phone and other wireless telecommunication services.....	37	21	2.0	1.4	0.0	0.0	0.0	0.0
Cellular phone and other wireless telecommunication services.....	37	2101	2.0	1.4	0.0	0.0	0.0	0.0
Cellular phone and other wireless telecommunication services.....	37	210101	2.0	1.4	0.0	0.0	0.0	0.0
Cable and satellite subscriber services.....	37	3	8.1	-0.4	0.4	0.3	0.8	0.5
Cable and satellite subscriber services.....	37	31	8.1	-0.4	0.4	0.3	0.8	0.5
Cable and satellite subscriber services.....	37	3101	8.1	-0.4	0.4	0.3	0.8	0.5
Cable and satellite subscriber services.....	37	310101	8.1	-0.4	0.4	0.3	0.8	0.5
Internet access services.....	37	4	-2.0	-0.3	0.2	-0.2	-0.7	-0.3
Internet access services.....	37	41	-2.0	-0.3	0.2	-0.2	-0.7	-0.3
Residential Internet access services.....	37	4102	-1.6	-0.7	0.4	-0.4	0.3	-0.1
Residential Internet access services.....	37	410201	-1.6	-0.7	0.4	-0.4	0.3	-0.1
Business Internet access services.....	37	4103	-2.3	0.2	0.0	0.1	-1.5	-0.5
Business Internet access services.....	37	410301	-2.3	0.2	0.0	0.1	-1.5	-0.5
Bundled wired telecommunications access services.....	37	5	5.5	0.4	1.7	1.2	-0.3	-0.2
Bundled wired telecommunications access services.....	37	51	5.5	0.4	1.7	1.2	-0.3	-0.2
Bundled wired telecommunications access services.....	37	5101	5.5	0.4	1.7	1.2	-0.3	-0.2
Bundled wired telecommunications access services.....	37	510101	5.5	0.4	1.7	1.2	-0.3	-0.2
Data processing and related services.....	38	—	-1.3	-0.1	-0.2	0.1	0.0	0.0
Data processing and related services.....	38	1	-1.3	-0.1	-0.2	0.1	0.0	0.0
Data processing and related services.....	38	11	-1.3	-0.1	-0.2	0.1	0.0	0.0
Hosting, ASP and other IT infrastructure provisioning services.....	38	1101	-2.5	-0.2	-0.3	0.2	0.0	0.1
Hosting, ASP and other IT infrastructure provisioning services.....	38	110101	-2.5	-0.2	-0.3	0.2	0.0	0.1
Business process management services.....	38	1102	0.2	0.0	0.0	0.0	0.1	0.0
Business process management services.....	38	110201	0.2	0.0	0.0	0.0	0.1	0.0
Data management, information transformation and other services.....	38	1103	0.2	0.0	0.0	0.0	0.0	0.0
Data management, information transformation and other services.....	38	110301	0.2	0.0	0.0	0.0	0.0	0.0
Credit intermediation services (partial).....	39	—	24.6	5.5	3.3	0.2	6.0	1.3
Loan services (partial).....	39	1	33.0	9.3	3.3	0.4	9.2	-3.8
Business loans (partial).....	39	11	71.1	13.7	6.7	1.4	14.1	-1.4
Business loans (partial).....	39	1101	71.1	13.7	6.7	1.4	14.1	-1.4
Business loans (partial).....	39	110101	71.1	13.7	6.7	1.4	14.1	-1.4
Consumer loans (partial).....	39	12	1.0	5.1	-0.2	-0.7	4.0	-7.6
Residential real estate loans (partial).....	39	1201	-2.0	4.7	-0.7	-0.7	3.5	-8.8
Residential real estate loans, except home equity (partial).....	39	120101	-10.1	3.9	-2.3	0.5	1.9	-11.7
Home equity loans (partial).....	39	120102	29.4	7.5	4.4	-4.5	8.4	0.3
Vehicle loans (partial).....	39	1202	-7.3	5.0	-1.1	-2.5	11.7	-16.6
Vehicle loans (partial).....	39	120201	-7.3	5.0	-1.1	-2.5	11.7	-16.6
Credit cards, overdraft credit, and related plans (partial).....	39	1203	16.6	6.5	2.2	-0.3	4.7	-0.7
Credit cards, overdraft credit, and related plans (partial).....	39	120301	16.6	6.5	2.2	-0.3	4.7	-0.7

See footnotes at end of table.

Table 7. Producer price index percentage changes for commodity and service groupings and individual items, not seasonally adjusted — Continued
 [December 2022]

Title	Commodity code		Unadjusted 12-month percent change ¹	Unadjusted 1-month percent change ¹				
	Group code	Item code		Dec. 2021 to Dec. 2022 ^P	July to Aug.	Aug. to Sept. ^P	Sept. to Oct. ^P	Oct. to Nov. ^P
Other loans and loan services (partial).....	39	13	7.5	4.2	-1.3	-1.0	0.7	-2.4
Other loans and loan services (partial).....	39	1301	7.5	4.2	-1.3	-1.0	0.7	-2.4
Other loans and loan services (partial).....	39	130101	7.5	4.2	-1.3	-1.0	0.7	-2.4
Deposit services (partial).....	39	2	13.7	-1.2	4.0	-0.2	-0.9	16.4
Deposit services (partial).....	39	21	13.7	-1.2	4.0	-0.2	-0.9	16.4
Deposit services (partial).....	39	2101	13.7	-1.2	4.0	-0.2	-0.9	16.4
Deposit services (partial).....	39	210101	13.7	-1.2	4.0	-0.2	-0.9	16.4
Other credit intermediation services, including trust services (partial).....	39	3	-5.8	-4.8	0.5	0.0	-2.5	0.0
Other credit intermediation services, including trust services (partial).....	39	31	-5.8	-4.8	0.5	0.0	-2.5	0.0
Other credit intermediation services, including trust services (partial).....	39	3101	-5.8	-4.8	0.5	0.0	-2.5	0.0
Other credit intermediation services, including trust services (partial).....	39	310101	-5.8	-4.8	0.5	0.0	-2.5	0.0
Investment services.....	40	—	-3.3	3.6	0.9	0.5	4.3	-0.7
Securities brokerage, dealing, investment advice, and related services.....	40	1	20.7	9.5	-1.8	4.1	10.7	0.4
Securities brokerage, dealing, investment advice, and related services.....	40	11	20.7	9.5	-1.8	4.1	10.7	0.4
Securities brokerage, dealing, and investment advice.....	40	1101	-15.8	3.2	-2.6	-2.0	2.7	0.5
Securities brokerage, dealing, and investment advice.....	40	110101	-15.8	3.2	-2.6	-2.0	2.7	0.5
Securities brokerage and dealing related services (partial).....	40	1102	195.1	24.8	-0.2	15.8	23.9	0.1
Securities brokerage and dealing related services.....	40	110201	195.1	24.8	-0.2	15.8	23.9	0.1
Portfolio management.....	40	2	-14.1	2.2	1.6	-1.7	1.3	-1.0
Portfolio management.....	40	21	-14.1	2.2	1.6	-1.7	1.3	-1.0
Portfolio management.....	40	2101	-14.1	2.2	1.6	-1.7	1.3	-1.0
Portfolio management.....	40	210101	-14.1	2.2	1.6	-1.7	1.3	-1.0
Investment banking.....	40	3	-12.1	-5.0	5.8	0.1	-0.5	-2.6
Investment banking.....	40	31	-12.1	-5.0	5.8	0.1	-0.5	-2.6
Investment banking.....	40	3101	-12.1	-5.0	5.8	0.1	-0.5	-2.6
Investment banking.....	40	310101	-12.1	-5.0	5.8	0.1	-0.5	-2.6
Insurance and annuities.....	41	—	2.7	0.1	0.3	0.0	0.0	0.5
Insurance.....	41	1	3.2	0.1	0.2	0.1	0.0	0.6
Insurance.....	41	11	3.2	0.1	0.2	0.1	0.0	0.6
Life insurance.....	41	1101	3.3	0.0	0.0	0.1	0.0	0.0
Life insurance.....	41	110101	3.3	0.0	0.0	0.1	0.0	0.0
Disability insurance, including accidental death.....	41	1102	-0.4	0.0	0.0	0.0	0.0	0.0
Disability insurance, including accidental death.....	41	110201	-0.4	0.0	0.0	0.0	0.0	0.0
Health and medical insurance.....	41	1103	1.9	0.1	0.0	0.1	0.0	0.0
Health and medical insurance.....	41	110301	1.9	0.1	0.0	0.1	0.0	0.0
Property and casualty insurance.....	41	1104	4.2	0.1	0.4	0.1	0.1	1.2
Property and casualty insurance.....	41	110401	4.2	0.1	0.4	0.1	0.1	1.2
Annuities.....	41	2	-1.2	0.0	0.5	-0.3	0.0	0.0
Annuities.....	41	21	-1.2	0.0	0.5	-0.3	0.0	0.0
Annuities.....	41	2101	-1.2	0.0	0.5	-0.3	0.0	0.0
Annuities.....	41	210101	-1.2	0.0	0.5	-0.3	0.0	0.0
Commissions and fees from sales and administration of insurance policies (partial).....	42	—	0.2	0.0	0.0	0.0	0.0	0.1
Commissions from sales of insurance.....	42	1	0.2	0.0	0.0	0.0	0.0	0.1
Commissions from sales of insurance.....	42	11	0.2	0.0	0.0	0.0	0.0	0.1
Commissions from sales of life insurance and annuities.....	42	1101	0.1	0.0	0.0	0.0	0.0	0.0
Commissions from sales of life insurance and annuities.....	42	110101	0.1	0.0	0.0	0.0	0.0	0.0
Commissions from sales of health and medical insurance.....	42	1102	0.1	0.0	0.0	0.0	0.0	0.0
Commissions from sales of health and medical insurance.....	42	110201	0.1	0.0	0.0	0.0	0.0	0.0
Commissions from sales of property and casualty insurance.....	42	1103	0.2	0.0	0.1	0.0	0.0	0.1
Commissions from sales of property and casualty insurance.....	42	110301	0.2	0.0	0.1	0.0	0.0	0.1
Commissions from sales of other insurance.....	42	1104	0.1	0.0	0.0	0.0	0.0	0.0
Commissions from sales of other insurance.....	42	110401	0.1	0.0	0.0	0.0	0.0	0.0
Real estate services (partial).....	43	—	5.2	2.8	0.7	-0.8	-0.4	0.3
Nonresidential real estate services.....	43	1	4.8	4.1	1.2	-1.1	-0.5	0.9
Nonresidential real estate rents.....	43	11	4.5	5.2	1.3	-1.7	-0.6	0.9
Office buildings, gross rents.....	43	1101	1.5	3.9	-0.6	-0.2	0.3	-0.7
Office buildings, gross rents.....	43	110101	1.5	3.9	-0.6	-0.2	0.3	-0.7

See footnotes at end of table.

Table 7. Producer price index percentage changes for commodity and service groupings and individual items, not seasonally adjusted — Continued
 [December 2022]

Title	Commodity code		Unadjusted 12-month percent change ¹	Unadjusted 1-month percent change ¹				
	Group code	Item code		Dec. 2021 to Dec. 2022 ^P	July to Aug.	Aug. to Sept. ^P	Sept. to Oct. ^P	Oct. to Nov. ^P
Retail properties, gross rents.....	43	1102	6.3	9.1	3.7	-2.8	-2.7	3.7
Retail properties, gross rents.....	43	110201	6.3	9.1	3.7	-2.8	-2.7	3.7
Industrial buildings, gross rents.....	43	1103	3.5	0.2	-0.1	0.0	0.0	0.9
Industrial buildings, gross rents.....	43	110301	3.5	0.2	-0.1	0.0	0.0	0.9
Self-service storage and miniwarehouses, gross rents.....	43	1104	14.3	2.0	1.4	0.8	0.3	-0.3
Self-service storage and miniwarehouses, gross rents.....	43	110401	14.3	2.0	1.4	0.8	0.3	-0.3
Other nonresidential buildings, gross rents.....	43	1105	3.1	3.2	2.7	-10.8	3.3	-2.3
Other nonresidential buildings, gross rents.....	43	110501	3.1	3.2	2.7	-10.8	3.3	-2.3
Nonresidential property sales and leases including land, brokerage fees and commissions.....	43	12	4.8	0.2	0.1	0.0	0.5	0.6
Nonresidential property sales and leases including land, brokerage fees and commissions.....	43	1201	4.8	0.2	0.1	0.0	0.5	0.6
Nonresidential property sales and leases including land, brokerage fees and commissions.....	43	120101	4.8	0.2	0.1	0.0	0.5	0.6
Nonresidential property management fees.....	43	13	8.9	-2.0	0.7	4.3	0.1	0.4
Nonresidential property management fees.....	43	1301	8.9	-2.0	0.7	4.3	0.1	0.4
Nonresidential property management fees.....	43	130101	8.9	-2.0	0.7	4.3	0.1	0.4
Residential real estate services (partial).....	43	2	5.6	1.0	0.0	-0.3	-0.2	-0.5
Residential property sales and rental, brokerage fees and commissions.....	43	21	7.2	1.1	0.1	-0.4	-0.4	-0.3
Residential property sales and rental, brokerage fees and commissions.....	43	2101	7.2	1.1	0.1	-0.4	-0.4	-0.3
Residential property sales and rental, brokerage fees and commissions.....	43	210101	7.2	1.1	0.1	-0.4	-0.4	-0.3
Residential property management fees.....	43	22	0.8	0.3	-0.2	0.2	0.6	-1.0
Residential property management fees.....	43	2201	0.8	0.3	-0.2	0.2	0.6	-1.0
Residential property management fees.....	43	220101	0.8	0.3	-0.2	0.2	0.6	-1.0
Real estate appraisal fees.....	43	3	5.8	-0.2	-0.4	0.6	-1.3	0.0
Real estate appraisal fees.....	43	31	5.8	-0.2	-0.4	0.6	-1.3	0.0
Real estate appraisal fees.....	43	3101	5.8	-0.2	-0.4	0.6	-1.3	0.0
Real estate appraisal fees.....	43	310101	5.8	-0.2	-0.4	0.6	-1.3	0.0
Rental and leasing of goods (partial).....	44	-	1.7	1.2	-3.6	2.3	-2.8	-1.7
Passenger car rental.....	44	1	-2.5	-0.2	-7.4	5.0	-6.3	-3.6
Passenger car rental.....	44	11	-2.5	-0.2	-7.4	5.0	-6.3	-3.6
Passenger car rental.....	44	1101	-2.5	-0.2	-7.4	5.0	-6.3	-3.6
Passenger car rental.....	44	110101	-2.5	-0.2	-7.4	5.0	-6.3	-3.6
Truck, trailer, and RV rental and leasing.....	44	2	3.0	1.6	-0.4	0.2	0.1	-0.8
Truck, trailer, and RV rental and leasing.....	44	21	3.0	1.6	-0.4	0.2	0.1	-0.8
Truck, truck trailer and RV rental.....	44	2101	3.3	1.3	-1.2	0.4	-0.1	-2.0
Truck, truck trailer and RV rental.....	44	210101	3.3	1.3	-1.2	0.4	-0.1	-2.0
Truck, truck trailer and RV leasing.....	44	2102	2.8	1.9	0.2	0.0	0.2	0.2
Truck, truck trailer and RV leasing.....	44	210201	2.8	1.9	0.2	0.0	0.2	0.2
Construction, mining, and forestry machinery and equipment rental and leasing.....	44	3	6.8	3.0	0.0	0.0	0.1	0.3
Construction, mining, and forestry machinery and equipment rental and leasing.....	44	31	6.8	3.0	0.0	0.0	0.1	0.3
Construction, mining, and forestry machinery and equipment rental and leasing.....	44	3101	6.8	3.0	0.0	0.0	0.1	0.3
Construction, mining, and forestry machinery and equipment rental and leasing.....	44	310101	6.8	3.0	0.0	0.0	0.1	0.3
Professional services (partial).....	45	-	3.9	0.3	0.2	-0.1	0.0	0.1
Legal services.....	45	1	4.8	0.2	0.4	0.2	-0.1	-0.1
Legal services.....	45	11	4.8	0.2	0.4	0.2	-0.1	-0.1
Legal services.....	45	1101	4.8	0.2	0.4	0.2	-0.1	-0.1
Legal services.....	45	110101	4.8	0.2	0.4	0.2	-0.1	-0.1
Accounting services (partial).....	45	2	4.0	2.0	0.7	0.4	-0.6	0.0
Accounting services, excluding payroll.....	45	21	4.0	2.0	0.7	0.4	-0.6	0.0
Financial auditing.....	45	2101	6.4	2.4	1.6	-0.2	0.6	0.0
Financial auditing.....	45	210101	6.4	2.4	1.6	-0.2	0.6	0.0
Tax preparation and planning.....	45	2102	6.0	0.7	0.8	0.1	0.6	0.1
Tax preparation and planning.....	45	210201	6.0	0.7	0.8	0.1	0.6	0.1
Bookkeeping and compilation.....	45	2103	0.5	1.7	-0.7	-0.2	0.2	-0.1
Bookkeeping and compilation.....	45	210301	0.5	1.7	-0.7	-0.2	0.2	-0.1

See footnotes at end of table.

Table 7. Producer price index percentage changes for commodity and service groupings and individual items, not seasonally adjusted — Continued
 [December 2022]

Title	Commodity code		Unadjusted 12-month percent change ¹	Unadjusted 1-month percent change ¹				
	Group code	Item code		Dec. 2021 to Dec. 2022 ^P	July to Aug.	Aug. to Sept. ^P	Sept. to Oct. ^P	Oct. to Nov. ^P
Other accounting services, including billing and review.....	45	2104	0.4	3.6	0.2	1.5	-3.9	0.0
Other accounting services, including billing and review.....	45	210401	0.4	3.6	0.2	1.5	-3.9	0.0
Architectural and engineering services.....	45	3	5.6	0.4	0.0	0.2	0.4	-0.1
Architectural services.....	45	31	2.0	0.0	0.0	0.2	0.2	-0.1
Architectural services.....	45	3101	2.0	0.0	0.0	0.2	0.2	-0.1
Architectural services.....	45	310101	2.0	0.0	0.0	0.2	0.2	-0.1
Engineering services.....	45	32	6.1	0.4	0.0	0.2	0.4	-0.1
Engineering services.....	45	3201	6.1	0.4	0.0	0.2	0.4	-0.1
Engineering services.....	45	320101	6.1	0.4	0.0	0.2	0.4	-0.1
Management, scientific, and technical consulting services.....	45	4	0.4	-0.1	-0.3	-0.8	0.2	0.8
Management consulting services.....	45	41	0.4	-0.1	-0.3	-0.8	0.2	0.8
Administrative and general management consulting services.....	45	4101	-0.5	0.0	-0.4	-0.9	0.0	0.8
Administrative and general management consulting services.....	45	410101	-0.5	0.0	-0.4	-0.9	0.0	0.8
Human resources consulting services.....	45	4102	10.7	0.5	-0.8	-0.1	0.9	0.8
Human resources consulting services.....	45	410201	10.7	0.5	-0.8	-0.1	0.9	0.8
Marketing consulting services.....	45	4103	0.0	0.0	0.0	0.0	0.0	0.0
Marketing consulting services.....	45	410301	0.0	0.0	0.0	0.0	0.0	0.0
Process, physical distribution, and logistics consulting services.....	45	4104	1.4	-1.1	-0.1	-2.1	0.6	1.7
Process, physical distribution, and logistics consulting services.....	45	410401	1.4	-1.1	-0.1	-2.1	0.6	1.7
Other management consulting services.....	45	4105	-0.5	0.2	0.3	-0.8	0.3	-0.7
Other management consulting services.....	45	410501	-0.5	0.2	0.3	-0.8	0.3	-0.7
Advertising and related services (partial).....	45	5	4.7	-0.1	0.0	0.0	0.1	0.0
Advertising agency services.....	45	51	4.7	-0.1	0.0	0.0	0.1	0.0
Advertising agency services.....	45	5101	4.7	-0.1	0.0	0.0	0.1	0.0
Advertising agency services.....	45	510101	4.7	-0.1	0.0	0.0	0.1	0.0
Information technology (IT) technical support and consulting services (partial).....	45	6	-0.3	0.0	0.1	-3.5	-0.3	-0.1
Information technology (IT) technical support and consulting services (partial).....	45	61	-0.3	0.0	0.1	-3.5	-0.3	-0.1
Information technology (IT) technical support and consulting services (partial).....	45	6101	-0.3	0.0	0.1	-3.5	-0.3	-0.1
Information technology (IT) technical support and consulting services (partial).....	45	610101	-0.3	0.0	0.1	-3.5	-0.3	-0.1
Employment services.....	46	-	2.9	0.0	0.1	0.0	0.0	0.0
Permanent placement services.....	46	1	5.5	-1.0	2.2	0.7	-0.7	0.5
Permanent placement services.....	46	11	5.5	-1.0	2.2	0.7	-0.7	0.5
Employment placement services.....	46	1101	5.5	-1.0	2.2	0.7	-0.7	0.5
Employment placement services.....	46	110101	5.5	-1.0	2.2	0.7	-0.7	0.5
Executive search services.....	46	2	1.9	1.2	-1.1	4.7	-2.4	-0.4
Executive search services.....	46	21	1.9	1.2	-1.1	4.7	-2.4	-0.4
Executive search services.....	46	2101	1.9	1.2	-1.1	4.7	-2.4	-0.4
Executive search services.....	46	210101	1.9	1.2	-1.1	4.7	-2.4	-0.4
Staffing services.....	46	3	2.8	0.1	0.1	-0.2	0.1	-0.1
Temporary help services.....	46	31	3.6	0.0	0.1	-0.3	0.1	-0.1
Temporary help services.....	46	3101	3.6	0.0	0.1	-0.3	0.1	-0.1
Temporary help services.....	46	310101	3.6	0.0	0.1	-0.3	0.1	-0.1
Co-employment staffing services.....	46	32	1.7	0.1	0.0	0.0	0.1	0.0
Co-employment staffing services.....	46	3201	1.7	0.1	0.0	0.0	0.1	0.0
Co-employment staffing services.....	46	320101	1.7	0.1	0.0	0.0	0.1	0.0
Travel arrangement services (partial).....	47	-	7.4	0.0	-1.1	0.4	0.3	0.9
Arrangement of flights (partial).....	47	1	11.4	0.2	-0.4	-1.1	0.4	-1.0
Arrangement of international flights.....	47	11	1.8	0.2	-0.6	-2.1	0.6	-1.1
Arrangement of international flights.....	47	1101	1.8	0.2	-0.6	-2.1	0.6	-1.1
Arrangement of international flights.....	47	110101	1.8	0.2	-0.6	-2.1	0.6	-1.1
Arrangement of domestic flights.....	47	12	34.7	0.1	0.1	0.7	0.1	-0.8
Arrangement of domestic flights (partial).....	47	1201	34.7	0.1	0.1	0.7	0.1	-0.8
Arrangement of domestic flights.....	47	120101	34.7	0.1	0.1	0.7	0.1	-0.8
Arrangement of vehicle rentals and lodging.....	47	2	4.3	-0.6	-0.2	-0.3	0.7	0.6

See footnotes at end of table.

Table 7. Producer price index percentage changes for commodity and service groupings and individual items, not seasonally adjusted — Continued
 [December 2022]

Title	Commodity code		Unadjusted 12-month percent change ¹	Unadjusted 1-month percent change ¹				
	Group code	Item code		Dec. 2021 to Dec. 2022 ^P	July to Aug.	Aug. to Sept. ^P	Sept. to Oct. ^P	Oct. to Nov. ^P
Arrangement of vehicle rentals and lodging.....	47	21	4.3	-0.6	-0.2	-0.3	0.7	0.6
Arrangement of vehicle rentals and lodging (partial).....	47	2101	4.3	-0.6	-0.2	-0.3	0.7	0.6
Arrangement of vehicle rentals and lodging.....	47	210101	4.3	-0.6	-0.2	-0.3	0.7	0.6
Arrangement of cruises and tours.....	47	3	19.0	0.1	-5.3	4.7	0.6	6.6
Arrangement of cruises and tours.....	47	31	19.0	0.1	-5.3	4.7	0.6	6.6
Arrangement of cruises and tours.....	47	3101	19.0	0.1	-5.3	4.7	0.6	6.6
Arrangement of cruises and tours.....	47	310101	19.0	0.1	-5.3	4.7	0.6	6.6
Other travel arrangements (partial).....	47	4	-0.4	0.0	0.0	0.0	0.0	-0.4
Other travel arrangements (partial).....	47	41	-0.4	0.0	0.0	0.0	0.0	-0.4
Other travel arrangements (partial).....	47	4101	-0.4	0.0	0.0	0.0	0.0	-0.4
Other travel arrangements (partial).....	47	410101	-0.4	0.0	0.0	0.0	0.0	-0.4
Selected security services (partial).....	48	—	7.4	-0.1	2.5	0.3	0.0	0.0
Security guard services.....	48	1	7.4	-0.1	2.5	0.3	0.0	0.0
Security guard services.....	48	11	7.4	-0.1	2.5	0.3	0.0	0.0
Security guard services.....	48	1101	7.4	-0.1	2.5	0.3	0.0	0.0
Security guard services.....	48	110101	7.4	-0.1	2.5	0.3	0.0	0.0
Cleaning and building maintenance services (partial).....	49	—	4.9	-0.1	0.0	-0.1	0.2	0.2
Janitorial services.....	49	1	4.9	-0.1	0.0	-0.1	0.2	0.2
Janitorial services.....	49	11	4.9	-0.1	0.0	-0.1	0.2	0.2
Janitorial services.....	49	1101	4.9	-0.1	0.0	-0.1	0.2	0.2
Janitorial services.....	49	110101	4.9	-0.1	0.0	-0.1	0.2	0.2
Waste collection and remediation services (partial).....	50	—	10.0	0.8	0.6	1.2	0.1	0.2
Waste collection.....	50	1	10.0	0.8	0.6	1.2	0.1	0.2
Solid waste collection.....	50	11	10.0	0.8	0.6	1.2	0.1	0.2
Solid waste collection.....	50	1101	10.0	0.8	0.6	1.2	0.1	0.2
Solid waste collection.....	50	110101	10.0	0.8	0.6	1.2	0.1	0.2
Health care services.....	51	—	2.8	0.1	0.0	0.2	0.1	0.1
Outpatient care (partial).....	51	1	1.7	-0.1	0.0	-0.2	0.2	0.0
Outpatient care (partial).....	51	11	1.7	-0.1	0.0	-0.2	0.2	0.0
Physician care.....	51	1101	0.6	0.1	0.1	0.4	0.1	0.2
Medicare patients: physician care.....	51	110102	-2.5	0.0	0.0	0.1	0.0	0.0
Medicaid patients: physician care.....	51	110103	0.0	0.0	0.0	-0.1	0.0	0.0
Private insurance patients: physician care.....	51	110104	1.7	0.1	0.2	0.4	0.0	0.4
All other patients: physician care.....	51	110105	2.6	0.1	0.1	1.1	0.5	0.0
Medical laboratory and diagnostic imaging center care.....	51	1102	-0.7	0.0	0.0	0.0	-0.4	0.1
Medical laboratory care.....	51	110201	-0.7	0.0	0.0	0.0	-0.6	0.1
Medicare patients: medical laboratory care.....	51	1102011	-1.9	0.0	0.0	0.0	0.0	0.0
Medicaid patients: medical laboratory care.....	51	1102012	0.0	0.0	0.0	0.1	0.0	0.0
Private insurance patients: medical laboratory care.....	51	1102013	-1.1	0.0	0.0	-0.1	-1.0	0.0
All other patients: medical laboratory care.....	51	1102014	1.1	0.0	0.0	0.0	0.0	0.6
Diagnostic imaging center care.....	51	110202	-0.7	0.0	0.0	0.0	0.0	0.0
Medicare and Medicaid patients: diagnostic imaging center care.....	51	1102021	-3.0	0.0	0.0	0.0	0.0	0.0
Private insurance and all other patients: diagnostic imaging center care.....	51	1102024	0.0	0.0	0.0	0.0	0.0	0.0
Home health and hospice care.....	51	1103	2.2	0.0	0.0	1.3	0.0	0.0
Home health and hospice care.....	51	110301	2.2	0.0	0.0	1.3	0.0	0.0
Medicare and Medicaid patients: home health and hospice care.....	51	11030101	2.1	0.0	0.0	1.3	0.0	0.0
Medicare patients: home health and hospice care.....	51	110301011	1.3	0.0	0.0	1.3	0.0	0.0
Medicaid patients: home health and hospice care.....	51	110301012	3.0	0.1	0.0	1.3	0.0	0.0
Private insurance and all other patients: home health and hospice care.....	51	11030102	2.6	0.0	0.0	1.3	0.0	0.0
Private insurance patients: home health and hospice care.....	51	110301021	0.7	0.0	0.0	0.0	0.0	0.0
All other patients: home health and hospice care.....	51	110301022	3.6	0.0	0.0	1.9	0.0	0.0
Hospital outpatient care.....	51	1104	2.3	-0.3	-0.2	-1.0	0.4	-0.1
Hospital outpatient care.....	51	110401	2.3	-0.3	-0.2	-1.0	0.4	-0.1
Hospital outpatient care, general medical & surgical hospitals.....	51	1104011	2.1	-0.3	-0.2	-1.0	0.4	-0.2
Medicare patients: hospital outpatient care, general medical and surgical hospitals.....	51	11040111	0.0	-0.5	0.0	0.0	0.0	0.1
Medicaid patients: hospital outpatient care, general medical and surgical hospitals.....	51	11040112	0.2	0.0	0.0	-1.3	0.0	0.0

See footnotes at end of table.

Table 7. Producer price index percentage changes for commodity and service groupings and individual items, not seasonally adjusted — Continued
 [December 2022]

Title	Commodity code		Unadjusted 12-month percent change ¹	Unadjusted 1-month percent change ¹				
	Group code	Item code	Dec. 2021 to Dec. 2022 ^P	July to Aug.	Aug. to Sept. ^P	Sept. to Oct. ^P	Oct. to Nov. ^P	Nov. to Dec. ^P
Private insurance and all other patients: outpatient care, gen. medical and surgical hospitals.....	51	11040113	2.6	-0.2	-0.2	-1.2	0.5	-0.2
Dental care.....	51	1105	3.7	0.0	0.7	-0.1	0.0	0.0
Private insurance patients: dental care.....	51	110502	2.2	0.0	0.7	-0.2	0.0	0.0
Private insurance patients: dental visits and consultations.....	51	1105021	3.4	0.0	0.7	-0.6	0.0	0.0
Private insurance patients: dental surgical intervention services.....	51	1105022	1.4	0.0	0.0	-0.2	0.0	0.0
Private insurance patients: dental non-surgical intervention services.....	51	1105023	1.5	0.0	0.9	0.0	0.0	0.0
Medicare, Medicaid and all other patients: dental care.....	51	110503	5.8	0.0	0.6	0.0	0.0	0.0
Medicare, Medicaid and all other patients: dental visits and consultations.....	51	1105031	9.5	0.0	0.0	0.0	0.0	0.0
Medicare, Medicaid and all other patients: dental surgical intervention services.....	51	1105032	2.6	0.0	-0.1	0.0	0.0	0.0
Medicare and Medicaid and all other patients: dental non-surgical intervention services.....	51	1105033	4.2	0.0	1.2	0.0	0.0	0.0
Inpatient care.....	51	2	4.4	0.3	0.1	1.3	0.0	0.2
Inpatient care.....	51	21	4.4	0.3	0.1	1.3	0.0	0.2
Hospital inpatient care.....	51	2101	4.3	0.2	0.0	1.5	-0.1	0.2
Hospital inpatient care.....	51	210101	4.3	0.2	0.0	1.5	-0.1	0.2
Hospital inpatient care, general medical and surgical hospitals.....	51	2101011	4.5	0.2	0.1	1.6	-0.1	0.2
Medicare patients: hospital inpatient care, general medical and surgical hospitals.....	51	21010111	3.2	0.0	0.0	4.5	0.0	0.0
Medicaid patients: hospital inpatient care, general medical and surgical hospitals.....	51	21010112	5.0	0.4	0.0	0.0	0.0	0.0
Private insur. & all other patients: hospital inpatient, general medical and surgical hospitals.....	51	21010113	5.4	0.3	0.1	0.0	-0.2	0.4
Private insurance patients: hospital inpatient care, general medical and surgical hospitals.....	51	210101131	5.1	0.3	0.2	0.0	-0.3	0.4
All other patients: hospital inpatient care, general medical and surgical hospitals.....	51	210101132	6.9	0.0	0.0	0.0	-0.1	0.0
Hospital inpatient care, psychiatric & substance abuse hospitals.....	51	2101012	3.5	0.0	0.0	-0.1	0.3	0.1
Hospital inpatient care, specialty hospitals.....	51	2101013	0.5	-0.3	-0.9	-0.1	0.2	0.0
Medicare patients: hospital inpatient care, specialty hospitals.....	51	21010131	1.2	-0.8	-2.1	-0.5	0.2	0.1
Medicaid patients: hospital inpatient care, specialty hospitals.....	51	21010132	2.2	0.1	1.0	0.5	0.6	0.0
Private insurance and all other patients: hospital inpatient care, specialty hospitals.....	51	21010133	-0.5	0.0	-0.4	0.1	0.0	0.0
Nursing home care.....	51	2102	4.6	0.7	0.2	0.8	0.2	0.1
Nursing home care.....	51	210201	4.6	0.7	0.2	0.8	0.2	0.1
Medicare and Medicaid patients: Nursing home care.....	51	21020101	3.9	0.1	0.3	1.0	0.2	-0.1
Medicaid patients: Nursing home care.....	51	210201011	5.8	0.2	0.5	0.0	0.3	-0.2
Medicare patients: Nursing home care.....	51	210201012	0.9	0.0	0.0	2.6	0.0	0.0
Private insurance and all other patients: Nursing home care.....	51	21020102	5.6	1.5	0.1	0.7	0.2	0.5
Private insurance patients: Nursing home care.....	51	210201021	-0.5	0.0	0.0	0.0	0.0	0.0
All other patients: Nursing home care.....	51	210201022	6.7	1.8	0.1	0.8	0.2	0.5
Intellectual and developmental disability center care.....	51	2103	5.2	0.2	-0.1	0.2	0.0	0.0
Intellectual and developmental disability center care.....	51	210301	5.2	0.2	-0.1	0.2	0.0	0.0
Medicaid patients: Intellectual and developmental disability center care.....	51	21030101	6.3	0.2	-0.1	0.2	0.0	0.1
Medicare, private ins. & all other patients: Intellectual & develop. disability center care.....	51	21030102	0.3	0.0	0.0	0.0	0.0	0.0
Sales of blood and blood products, organs, and tissues.....	51	3	3.9	0.7	0.1	0.0	0.9	0.0
Sales of blood and blood products, organs, and tissues.....	51	31	3.9	0.7	0.1	0.0	0.9	0.0
Sales of blood and blood products, organs, and tissues.....	51	3101	3.9	0.7	0.1	0.0	0.9	0.0
Sales of blood and blood products, organs, and tissues.....	51	310101	3.9	0.7	0.1	0.0	0.9	0.0
Accommodation services.....	53	-	4.4	-5.5	-1.8	3.3	-2.7	-4.2
Traveler accommodation services.....	53	1	4.4	-5.5	-1.8	3.3	-2.7	-4.2
Traveler accommodation services.....	53	11	4.4	-5.5	-1.8	3.3	-2.7	-4.2
Guestroom or unit rental.....	53	1101	3.9	-5.9	-2.0	3.6	-3.0	-4.5
Guestroom or unit rental.....	53	110101	3.9	-5.9	-2.0	3.6	-3.0	-4.5
Other traveler accommodation services.....	53	1102	9.6	0.0	0.4	0.6	0.0	0.0
Other traveler accommodation services.....	53	110201	9.6	0.0	0.4	0.6	0.0	0.0
Food and beverage for immediate consumption services (partial).....	54	-	-3.5	0.3	-1.0	-0.4	0.5	-0.8
Food and beverage for immediate consumption services (partial).....	54	1	-3.5	0.3	-1.0	-0.4	0.5	-0.8
Food and nonalcoholic beverages for immediate consumption (partial).....	54	11	-5.7	0.2	-1.2	-0.4	0.5	-0.9
Food and nonalcoholic beverages for immediate consumption (partial).....	54	1101	-5.7	0.2	-1.2	-0.4	0.5	-0.9
Food and nonalcoholic beverages for immediate consumption (partial).....	54	110101	-5.7	0.2	-1.2	-0.4	0.5	-0.9

See footnotes at end of table.

Table 7. Producer price index percentage changes for commodity and service groupings and individual items, not seasonally adjusted — Continued
 [December 2022]

Title	Commodity code		Unadjusted 12-month percent change ¹	Unadjusted 1-month percent change ¹				
	Group code	Item code		Dec. 2021 to Dec. 2022 ^P	July to Aug.	Aug. to Sept. ^P	Sept. to Oct. ^P	Oct. to Nov. ^P
Alcoholic beverages for immediate consumption (partial).....	54	12	8.8	1.0	0.0	0.0	0.0	0.0
Alcoholic beverages for immediate consumption (partial).....	54	1201	8.8	1.0	0.0	0.0	0.0	0.0
Alcoholic beverages for immediate consumption (partial).....	54	120101	8.8	1.0	0.0	0.0	0.0	0.0
Repair and maintenance services (partial).....	55	—	6.1	0.7	0.4	0.5	0.2	0.1
Commercial and industrial machinery and equipment repair and maintenance.....	55	1	13.1	2.2	0.9	1.2	0.1	0.0
Commercial and industrial machinery and equipment repair and maintenance.....	55	11	13.1	2.2	0.9	1.2	0.1	0.0
Commercial machinery repair and maintenance.....	55	1101	13.1	2.2	0.9	1.2	0.1	0.0
Commercial machinery repair and maintenance.....	55	110101	13.1	2.2	0.9	1.2	0.1	0.0
Motor vehicle repair and maintenance (partial).....	55	2	4.5	0.3	0.4	0.4	0.4	0.0
Motor vehicle repair and maintenance (partial).....	55	21	4.5	0.3	0.4	0.4	0.4	0.0
Motor vehicle repair and maintenance (partial).....	55	2101	4.5	0.3	0.4	0.4	0.4	0.0
Motor vehicle repair and maintenance (partial).....	55	210101	4.5	0.3	0.4	0.4	0.4	0.0
Ship repair and maintenance.....	55	3	7.4	1.1	0.8	0.0	0.0	1.1
Ship repair and maintenance.....	55	31	7.4	1.1	0.8	0.0	0.0	1.1
Ship repair, military.....	55	3101	2.3	0.2	0.0	0.0	0.0	0.4
Ship repair, military.....	55	310101	2.3	0.2	0.0	0.0	0.0	0.4
Ship repair, nonmilitary.....	55	3102	21.2	3.1	2.7	0.0	0.1	2.9
Ship repair, nonmilitary.....	55	310201	21.2	3.1	2.7	0.0	0.1	2.9
Aircraft repair and maintenance.....	55	4	3.0	0.2	0.0	0.0	0.1	0.5
Aircraft repair and maintenance.....	55	41	3.0	0.2	0.0	0.0	0.1	0.5
Aircraft repair and maintenance.....	55	4101	3.0	0.2	0.0	0.0	0.1	0.5
Aircraft repair and maintenance.....	55	410101	3.0	0.2	0.0	0.0	0.1	0.5
Entertainment services (partial).....	56	—	3.3	-1.2	2.5	0.4	-1.0	0.9
Membership dues and admissions and recreation facility use fees (partial)...	56	1	5.5	-0.3	0.4	1.0	1.7	1.2
Membership dues and admissions and recreation facility use fees (partial)...	56	11	5.5	-0.3	0.4	1.0	1.7	1.2
Membership dues.....	56	1101	4.1	0.0	0.0	0.4	0.0	0.0
Membership dues, golf courses and country clubs.....	56	110101	8.7	0.0	0.0	-0.1	0.1	0.0
Membership dues, fitness and recreational sports centers.....	56	110102	0.7	0.1	0.0	0.9	0.0	0.0
Admissions and recreational facilities use fees (partial).....	56	1102	7.9	-0.8	1.0	2.0	4.7	3.1
Admissions and recreational facilities use fees, golf courses and country clubs.....	56	110201	7.2	0.0	-1.3	0.2	10.0	4.6
Admissions and recreational facilities use fees, fitness and recreational sports centers.....	56	110202	0.9	0.0	0.0	1.1	0.0	0.0
Admissions and recreational facilities use fees, amusement and theme parks.....	56	110203	8.9	-1.3	2.4	2.9	2.5	2.6
Recreational activity instruction fees (partial).....	56	2	1.6	0.1	0.0	0.0	0.0	0.0
Recreational activity instruction fees (partial).....	56	21	1.6	0.1	0.0	0.0	0.0	0.0
Recreational activity instruction fees (partial).....	56	2101	1.6	0.1	0.0	0.0	0.0	0.0
Recreational activity instruction fees (partial).....	56	210101	1.6	0.1	0.0	0.0	0.0	0.0
Gaming receipts (partial).....	56	3	0.5	-2.3	5.4	-0.2	-4.3	0.5
Gaming receipts (partial).....	56	31	0.5	-2.3	5.4	-0.2	-4.3	0.5
Gaming receipts (partial).....	56	3101	0.5	-2.3	5.4	-0.2	-4.3	0.5
Gaming receipts (partial).....	56	310101	0.5	-2.3	5.4	-0.2	-4.3	0.5
Wholesale trade services.....	57	—	10.1	-0.2	0.4	-0.2	1.3	-0.3
Machinery and equipment and parts and supplies wholesaling.....	57	1	9.0	-1.2	1.3	-0.3	2.1	0.0
Machinery and equipment and parts and supplies wholesaling.....	57	11	9.0	-1.2	1.3	-0.3	2.1	0.0
Parts and supplies for machinery and equipment wholesaling.....	57	1102	7.1	-2.8	1.4	0.1	2.1	0.6
Parts and supplies for machinery and equipment wholesaling.....	57	110201	7.1	-2.8	1.4	0.1	2.1	0.6
Machinery and vehicle wholesaling.....	57	1103	14.8	1.1	1.7	-0.4	1.9	-1.4
Machinery and vehicle wholesaling.....	57	110301	14.8	1.1	1.7	-0.4	1.9	-1.4
Professional and commercial equipment wholesaling.....	57	1104	0.4	-2.6	-0.5	-1.5	2.6	2.0
Professional and commercial equipment wholesaling.....	57	110401	0.4	-2.6	-0.5	-1.5	2.6	2.0
Furnishings wholesaling.....	57	2	8.8	1.5	0.8	1.6	-1.5	0.0
Furnishings wholesaling.....	57	21	8.8	1.5	0.8	1.6	-1.5	0.0
Furnishings wholesaling.....	57	2101	8.8	1.5	0.8	1.6	-1.5	0.0
Furnishings wholesaling.....	57	210101	8.8	1.5	0.8	1.6	-1.5	0.0
Building materials, paint, and hardware wholesaling.....	57	3	8.0	-1.7	-1.8	0.7	-0.3	-0.6

See footnotes at end of table.

Table 7. Producer price index percentage changes for commodity and service groupings and individual items, not seasonally adjusted — Continued
 [December 2022]

Title	Commodity code		Unadjusted 12-month percent change ¹	Unadjusted 1-month percent change ¹				
	Group code	Item code		Dec. 2021 to Dec. 2022 ^P	July to Aug.	Aug. to Sept. ^P	Sept. to Oct. ^P	Oct. to Nov. ^P
Building materials, paint, and hardware wholesaling.....	57	31	8.0	-1.7	-1.8	0.7	-0.3	-0.6
Building materials, paint, and hardware wholesaling.....	57	3101	8.0	-1.7	-1.8	0.7	-0.3	-0.6
Building materials, paint, and hardware wholesaling.....	57	310101	8.0	-1.7	-1.8	0.7	-0.3	-0.6
Metals, minerals, and ores wholesaling.....	57	4	-11.4	-7.5	-2.7	-0.8	1.7	-0.6
Metals, minerals, and ores wholesaling.....	57	41	-11.4	-7.5	-2.7	-0.8	1.7	-0.6
Metals, minerals, and ores wholesaling.....	57	4101	-11.4	-7.5	-2.7	-0.8	1.7	-0.6
Metals, minerals, and ores wholesaling.....	57	410101	-11.4	-7.5	-2.7	-0.8	1.7	-0.6
Chemicals and allied products wholesaling.....	57	5	8.7	5.8	-1.3	-1.0	2.5	-0.9
Chemicals and allied products wholesaling.....	57	51	8.7	5.8	-1.3	-1.0	2.5	-0.9
Chemicals and allied products wholesaling.....	57	5101	8.7	5.8	-1.3	-1.0	2.5	-0.9
Chemicals and allied products wholesaling.....	57	510101	8.7	5.8	-1.3	-1.0	2.5	-0.9
Paper and plastics products wholesaling.....	57	6	23.7	-0.8	3.9	-0.4	0.3	2.6
Paper and plastics products wholesaling.....	57	61	23.7	-0.8	3.9	-0.4	0.3	2.6
Paper and plastics products wholesaling.....	57	6101	23.7	-0.8	3.9	-0.4	0.3	2.6
Paper and plastics products wholesaling.....	57	610101	23.7	-0.8	3.9	-0.4	0.3	2.6
Apparel wholesaling.....	57	7	3.5	1.9	2.9	5.1	-1.5	-6.0
Apparel wholesaling.....	57	71	3.5	1.9	2.9	5.1	-1.5	-6.0
Apparel wholesaling.....	57	7101	3.5	1.9	2.9	5.1	-1.5	-6.0
Apparel wholesaling.....	57	710101	3.5	1.9	2.9	5.1	-1.5	-6.0
Food and alcohol wholesaling.....	57	8	12.2	1.3	-1.1	1.9	-0.4	0.7
Food and alcohol wholesaling.....	57	81	12.2	1.3	-1.1	1.9	-0.4	0.7
Food wholesaling.....	57	8101	11.9	1.3	-1.6	2.0	-0.7	1.1
Food wholesaling.....	57	810101	11.9	1.3	-1.6	2.0	-0.7	1.1
Alcohol wholesaling.....	57	8102	13.4	1.4	1.2	1.7	0.8	-0.8
Alcohol wholesaling.....	57	810201	13.4	1.4	1.2	1.7	0.8	-0.8
Other commodities wholesaling.....	57	9	18.9	-0.3	0.5	-1.8	1.5	-0.9
Other commodities wholesaling.....	57	91	18.9	-0.3	0.5	-1.8	1.5	-0.9
Other commodities wholesaling.....	57	9101	18.9	-0.3	0.5	-1.8	1.5	-0.9
Other commodities wholesaling.....	57	910101	18.9	-0.3	0.5	-1.8	1.5	-0.9
Retail trade services.....	58	—	6.9	1.4	-0.7	1.3	-1.7	0.2
Food and alcohol retailing.....	58	1	17.9	1.4	2.1	3.1	-1.7	-0.8
Food and alcohol retailing.....	58	11	17.9	1.4	2.1	3.1	-1.7	-0.8
Food retailing.....	58	1102	19.0	1.6	2.1	2.8	-1.7	-0.9
Food retailing.....	58	110201	19.0	1.6	2.1	2.8	-1.7	-0.9
Alcohol retailing.....	58	1103	9.6	-0.2	1.2	5.7	-1.4	0.1
Alcohol retailing.....	58	110301	9.6	-0.2	1.2	5.7	-1.4	0.1
Health and beauty care retailing, including optical goods.....	58	2	-0.8	1.0	-3.8	2.4	-3.4	0.3
Health and beauty care retailing, including optical goods.....	58	21	-0.8	1.0	-3.8	2.4	-3.4	0.3
Health and beauty care retailing, including optical goods.....	58	2101	-0.8	1.0	-3.8	2.4	-3.4	0.3
Health and beauty care retailing, including optical goods.....	58	210101	-0.8	1.0	-3.8	2.4	-3.4	0.3
Apparel, jewelry, footwear, and accessories retailing.....	58	3	-3.8	2.5	5.4	6.1	-4.3	-4.5
Apparel, jewelry, footwear, and accessories retailing.....	58	31	-3.8	2.5	5.4	6.1	-4.3	-4.5
Apparel, footwear, and accessories retailing.....	58	3101	-6.0	2.9	7.5	6.6	-5.3	-5.7
Apparel, footwear, and accessories retailing.....	58	310101	-6.0	2.9	7.5	6.6	-5.3	-5.7
Jewelry retailing.....	58	3102	8.9	1.1	-5.0	3.0	1.3	1.5
Jewelry retailing.....	58	310201	8.9	1.1	-5.0	3.0	1.3	1.5
Computer hardware, software, and supplies retailing.....	58	4	-2.6	-5.1	0.3	0.8	-6.2	0.1
Computer hardware, software, and supplies retailing.....	58	41	-2.6	-5.1	0.3	0.8	-6.2	0.1
Computer hardware, software, and supplies retailing.....	58	4101	-2.6	-5.1	0.3	0.8	-6.2	0.1
Computer hardware, software, and supplies retailing.....	58	410101	-2.6	-5.1	0.3	0.8	-6.2	0.1
TV, video, and photographic equipment and supplies retailing.....	58	5	-26.9	0.5	-11.6	8.8	-24.5	-3.7
TV, video, and photographic equipment and supplies retailing.....	58	51	-26.9	0.5	-11.6	8.8	-24.5	-3.7
TV, video, and photographic equipment and supplies retailing.....	58	5101	-26.9	0.5	-11.6	8.8	-24.5	-3.7
TV, video, and photographic equipment and supplies retailing.....	58	510101	-26.9	0.5	-11.6	8.8	-24.5	-3.7
Automobiles and automobile parts retailing.....	58	6	-1.6	-1.2	-0.4	-3.3	-0.1	-3.1
Automobiles and automobile parts retailing.....	58	61	-1.6	-1.2	-0.4	-3.3	-0.1	-3.1
Automobile retailing (Partial).....	58	6101	-9.9	-1.9	-1.2	-5.0	-1.2	-5.1

See footnotes at end of table.

Table 7. Producer price index percentage changes for commodity and service groupings and individual items, not seasonally adjusted — Continued
[December 2022]

Title	Commodity code		Unadjusted 12-month percent change ¹	Unadjusted 1-month percent change ¹				
	Group code	Item code		Dec. 2021 to Dec. 2022 ^P	July to Aug.	Aug. to Sept. ^P	Sept. to Oct. ^P	Oct. to Nov. ^P
Automobile retailing (Partial).....	58	610101	-9.9	-1.9	-1.2	-5.0	-1.2	-5.1
Automotive parts, including tires, retailing.....	58	6102	18.5	0.4	1.3	0.4	2.2	0.7
Automotive parts, including tires, retailing.....	58	610201	18.5	0.4	1.3	0.4	2.2	0.7
RVs, trailers, and campers retailing.....	58	8	-49.1	-1.6	-8.8	-6.3	-18.1	-0.9
RVs, trailers, and campers retailing.....	58	81	-49.1	-1.6	-8.8	-6.3	-18.1	-0.9
RVs, trailers, and campers retailing.....	58	8101	-49.1	-1.6	-8.8	-6.3	-18.1	-0.9
RVs, trailers, and campers retailing.....	58	810101	-49.1	-1.6	-8.8	-6.3	-18.1	-0.9
Sporting goods, including boats, retailing.....	58	9	-2.9	4.8	-2.5	4.7	-8.1	-1.5
Sporting goods, including boats, retailing.....	58	91	-2.9	4.8	-2.5	4.7	-8.1	-1.5
Sporting goods, including boats, retailing.....	58	9101	-2.9	4.8	-2.5	4.7	-8.1	-1.5
Sporting goods, including boats, retailing.....	58	910101	-2.9	4.8	-2.5	4.7	-8.1	-1.5
Lawn, garden, and farm equipment and supplies retailing.....	58	A	14.6	7.8	0.7	-3.7	0.6	-4.5
Lawn, garden, and farm equipment and supplies retailing.....	58	A1	14.6	7.8	0.7	-3.7	0.6	-4.5
Lawn, garden, and farm equipment and supplies retailing.....	58	A101	14.6	7.8	0.7	-3.7	0.6	-4.5
Lawn, garden, and farm equipment and supplies retailing.....	58	A10101	14.6	7.8	0.7	-3.7	0.6	-4.5
Furniture retailing.....	58	B	-8.8	-3.1	0.0	-3.6	-1.2	-0.1
Furniture retailing.....	58	B1	-8.8	-3.1	0.0	-3.6	-1.2	-0.1
Furniture retailing.....	58	B101	-8.8	-3.1	0.0	-3.6	-1.2	-0.1
Furniture retailing.....	58	B10101	-8.8	-3.1	0.0	-3.6	-1.2	-0.1
Flooring and floor coverings retailing.....	58	C	15.7	-1.6	-3.7	3.5	0.4	0.3
Flooring and floor coverings retailing.....	58	C1	15.7	-1.6	-3.7	3.5	0.4	0.3
Flooring and floor coverings retailing.....	58	C101	15.7	-1.6	-3.7	3.5	0.4	0.3
Flooring and floor coverings retailing.....	58	C10101	15.7	-1.6	-3.7	3.5	0.4	0.3
Hardware and building materials and supplies retailing.....	58	D	3.6	-5.7	-3.7	1.6	1.1	0.1
Hardware and building materials and supplies retailing.....	58	D1	3.6	-5.7	-3.7	1.6	1.1	0.1
Hardware and building materials and supplies retailing.....	58	D101	3.6	-5.7	-3.7	1.6	1.1	0.1
Hardware and building materials and supplies retailing.....	58	D10101	3.6	-5.7	-3.7	1.6	1.1	0.1
Major household appliance retailing.....	58	E	2.1	-5.6	-1.5	-1.5	-1.7	1.2
Major household appliance retailing.....	58	E1	2.1	-5.6	-1.5	-1.5	-1.7	1.2
Major household appliance retailing.....	58	E101	2.1	-5.6	-1.5	-1.5	-1.7	1.2
Major household appliance retailing.....	58	E10101	2.1	-5.6	-1.5	-1.5	-1.7	1.2
Fuels and lubricants retailing.....	58	F	31.3	12.5	-7.7	-1.4	2.6	17.8
Fuels and lubricants retailing.....	58	F1	31.3	12.5	-7.7	-1.4	2.6	17.8
Automotive fuels and lubricants retailing.....	58	F101	30.3	12.9	-8.4	-0.7	1.4	17.7
Automotive fuels and lubricants retailing.....	58	F10101	30.3	12.9	-8.4	-0.7	1.4	17.7
Household fuels retailing.....	58	F102	40.4	8.3	-0.9	-8.1	15.0	19.2
Household fuels retailing.....	58	F10201	40.4	8.3	-0.9	-8.1	15.0	19.2
Cleaning supplies and paper products retailing.....	58	G	13.8	-1.2	-1.0	-1.3	-1.3	-1.4
Cleaning supplies and paper products retailing.....	58	G1	13.8	-1.2	-1.0	-1.3	-1.3	-1.4
Cleaning supplies and paper products retailing.....	58	G101	13.8	-1.2	-1.0	-1.3	-1.3	-1.4
Cleaning supplies and paper products retailing.....	58	G10101	13.8	-1.2	-1.0	-1.3	-1.3	-1.4
Book retailing.....	58	H	13.7	2.4	-0.5	1.8	0.3	0.1
Book retailing.....	58	H1	13.7	2.4	-0.5	1.8	0.3	0.1
Book retailing.....	58	H101	13.7	2.4	-0.5	1.8	0.3	0.1
Book retailing.....	58	H10101	13.7	2.4	-0.5	1.8	0.3	0.1
Other merchandise retailing (partial).....	58	I	16.0	3.4	0.4	-0.1	-0.4	-0.9
Other merchandise retailing (partial).....	58	I1	16.0	3.4	0.4	-0.1	-0.4	-0.9
Other merchandise retailing (partial).....	58	I101	16.0	3.4	0.4	-0.1	-0.4	-0.9
Other merchandise retailing (partial).....	58	I10101	16.0	3.4	0.4	-0.1	-0.4	-0.9
Metal treatment services.....	59	-	5.9	0.3	0.0	0.5	0.0	-0.7
Metal treatment services.....	59	1	5.9	0.3	0.0	0.5	0.0	-0.7
Metal treatment services.....	59	11	5.9	0.3	0.0	0.5	0.0	-0.7
Metal plating and polishing.....	59	1101	7.4	0.5	0.0	0.0	0.0	0.0
Metal plating and polishing.....	59	110111	7.4	0.5	0.0	0.0	0.0	0.0
Metal coating and allied services.....	59	1102	1.4	0.4	-0.3	-0.2	0.0	-1.5
Metal coating and allied services.....	59	110222	1.4	0.4	-0.3	-0.2	0.0	-1.5
Metal heat treating.....	59	1103	13.6	0.0	0.6	2.2	0.0	0.0

See footnotes at end of table.

Table 7. Producer price index percentage changes for commodity and service groupings and individual items, not seasonally adjusted — Continued
 [December 2022]

Title	Commodity code		Unadjusted 12-month percent change ¹	Unadjusted 1-month percent change ¹				
	Group code	Item code		Dec. 2021 to Dec. 2022 ^p	July to Aug.	Aug. to Sept. ^p	Sept. to Oct. ^p	Oct. to Nov. ^p
Metal heat treating.....	59	110349	13.6	0.0	0.6	2.2	0.0	0.0
Mining services.....	60	—	11.0	0.9	2.4	0.2	0.4	0.2
Mining services.....	60	1	11.0	0.9	2.4	0.2	0.4	0.2
Mining services.....	60	11	11.0	0.9	2.4	0.2	0.4	0.2
Metal mining services.....	60	1101	31.1	0.0	0.0	0.0	0.0	-2.4
Metal mining services.....	60	110101	31.1	0.0	0.0	0.0	0.0	-2.4
Support activities for coal mining.....	60	1102	4.1	-1.4	0.5	0.0	1.6	0.0
Support activities for coal mining.....	60	110201	4.1	-1.4	0.5	0.0	1.6	0.0
Drilling oil and gas wells services.....	60	1103	19.0	0.0	6.5	0.3	0.6	1.2
Drilling oil and gas wells services.....	60	110301	19.0	0.0	6.5	0.3	0.6	1.2
Support activities for oil and gas operations.....	60	1104	8.0	1.3	1.1	0.2	0.3	-0.1
Support activities for oil and gas operations.....	60	110401	8.0	1.3	1.1	0.2	0.3	-0.1
Nonmetallic minerals mining services.....	60	1105	—	0.0	0.0	—	—	—
Nonmetallic minerals mining services.....	60	110501	—	0.0	0.0	—	—	—
Contract work on textile products, apparel, and leather.....	61	—	6.1	0.2	0.1	0.2	1.5	0.0
Contract work on textile products and apparel.....	61	1	5.9	0.2	0.1	0.2	1.5	0.0
Contract work on textile products and apparel.....	61	11	5.9	0.2	0.1	0.2	1.5	0.0
Contract work on textile products.....	61	1102	9.8	0.3	0.2	0.1	0.0	0.0
Commission finishing of broadwoven fabrics.....	61	110201	9.4	0.2	0.2	0.1	0.0	0.0
Commission finishing of cotton broadwoven fabrics.....	61	1102011	11.2	0.1	0.1	0.2	0.0	0.0
Other commission finishing of broadwoven fabrics (excl. cotton & wool).....	61	1102012	7.8	0.2	0.2	0.1	0.0	0.0
Commission knit or knit & finishing of weft & warp knit fabric.....	61	110204	12.4	0.7	0.0	0.3	0.0	0.0
Contract work on apparel.....	61	1103	3.0	0.0	0.0	0.3	2.6	0.0
Contract work on women's, girls' and infants' apparel.....	61	11031	—	0.0	0.0	0.1	0.0	—
Contract work on women's, girls', and infants' nontailored coats, jackets, & other outerwear.....	61	110313	—	0.0	0.0	0.1	—	—
Contract work on men's and boys' (including unisex) apparel.....	61	11032	7.1	0.0	0.0	0.7	6.3	0.0
Contract work on men's and boys' pants, work apparel, and other outerwear.....	61	110321	9.8	0.0	0.0	0.9	8.8	0.0
Contract work on men's and boys' shirts, tailored suits/coats/jackets, & underwear/nightwear.....	61	110323	—	0.0	0.0	0.1	0.0	—
Contract & commission receipts for tanning or finishing leather owned by others.....	61	2	14.0	0.5	0.3	0.0	0.0	0.0
Contract & commission receipts for tanning or finishing leather owned by others.....	61	21	14.0	0.5	0.3	0.0	0.0	0.0
Contract and commission receipts for tanning or finishing leather owned by others.....	61	2101	14.0	0.5	0.3	0.0	0.0	0.0
Contract and commission receipts for tanning or finishing leather owned by others.....	61	210101	14.0	0.5	0.3	0.0	0.0	0.0
Construction (partial).....	80	—	16.4	0.1	0.2	2.3	0.1	0.0
New nonresidential building construction.....	80	1	19.4	0.2	0.2	2.8	0.1	0.0
New nonresidential building construction.....	80	11	19.4	0.2	0.2	2.8	0.1	0.0
New warehouse building construction.....	80	1101	20.9	0.0	0.2	2.1	0.3	-0.2
New warehouse building construction.....	80	110101	20.9	0.0	0.2	2.1	0.3	-0.2
New school building construction.....	80	1102	17.9	0.1	0.3	3.3	0.0	-0.1
New school building construction.....	80	110201	17.9	0.1	0.3	3.3	0.0	-0.1
New office building construction.....	80	1103	20.2	0.3	0.2	2.4	0.0	0.3
New office building construction.....	80	110301	20.2	0.3	0.2	2.4	0.0	0.3
New industrial building construction.....	80	1104	20.8	0.1	0.1	2.8	0.2	-0.1
New industrial building construction.....	80	110401	20.8	0.1	0.1	2.8	0.2	-0.1
New health care building construction.....	80	1105	18.1	0.1	0.1	3.3	0.1	0.1
New health care building construction.....	80	110501	18.1	0.1	0.1	3.3	0.1	0.1
Maintenance and repair of nonresidential buildings (partial).....	80	2	7.7	0.1	0.3	0.6	0.0	0.1
Maintenance and repair of nonresidential buildings (partial).....	80	21	7.7	0.1	0.3	0.6	0.0	0.1
Maintenance and repair of nonresidential buildings (partial).....	80	2101	7.7	0.1	0.3	0.6	0.0	0.1
Maintenance and repair of nonresidential buildings (partial).....	80	210101	7.7	0.1	0.3	0.6	0.0	0.1

¹ All indexes are subject to revision for 4 months after their originally scheduled publication to incorporate late reports and corrections by survey respondents.

² Due to incomplete coverage of the services sector, some services indexes in this table reflect only a portion of their wherever-provided output. These indexes are flagged using the term "partial" at the end of their titles. For more information regarding wherever-provided services indexes, go to <https://www.bls.gov/ppi/wepnotice.htm>. This webpage includes methodology documentation, a table identifying missing coverage areas for those indexes with incomplete coverage, and a concordance table between wherever-provided services indexes and Census product codes.

^p Preliminary

"—" Data not available.

Table 8. Producer price indexes and percentage changes for selected commodity and service groupings and individual items, seasonally adjusted
 [December 2022, Index base 1982=100, unless otherwise indicated]

Title	Commodity code		Other index base	Seasonally adjusted index ¹					Seasonally adjusted 1-month percent change ¹		
	Group code	Item code		Aug. 2022	Sept. 2022 ^P	Oct. 2022 ^P	Nov. 2022 ^P	Dec. 2022 ^P	Sept. to Oct. ^P	Oct. to Nov. ^P	Nov. to Dec. ^P
Goods											
Fruits & melons, fresh/dry vegs. & nuts.	01	1		-	-	-	-	-	-	-	-
Fresh fruits and melons.	01	11		-	-	-	-	-	-	-	-
Citrus fruits.	01	1101		364.247	379.908	428.344	312.972	327.177	12.7	-26.9	4.5
Other fruits and berries.	01	1102		153.259	141.318	163.218	179.678	151.811	15.5	10.1	-15.5
Melons.			12/91	-	-	-	-	-	-	-	-
Fresh and dry vegetables.	01	13		-	-	-	-	-	-	-	-
Dry vegetables.	01	1301		248.176	265.311	246.269	245.340	238.650	-7.2	-0.4	-2.7
Fresh vegetables, except potatoes.	01	1302		-	-	-	-	-	-	-	-
Sweet potatoes.	01	1303		142.974	154.908	165.650	160.229	161.731	6.9	-3.3	0.9
Potatoes.	01	1306	12/11	242.798	233.652	175.385	205.244	213.137	-24.9	17.0	3.8
Tree nuts.				-	-	-	-	-	-	-	-
Tree nuts.				-	-	-	-	-	-	-	-
Grains.	01	2		284.723	314.626	296.271	286.596	269.823	-5.8	-3.3	-5.9
Wheat.	01	21		-	-	-	-	-	-	-	-
Wheat.	01	2101		-	-	-	-	-	-	-	-
Other grains.	01	22		303.669	338.170	309.993	299.129	281.972	-8.3	-3.5	-5.7
Barley.	01	2201		308.901	279.998	310.903	314.821	309.413	11.0	1.3	-1.7
Corn.	01	2202		297.602	332.780	303.528	292.575	275.468	-8.8	-3.6	-5.8
Oats.	01	2203		-	-	-	-	-	-	-	-
Sorghum.	01	2205	12/91	-	-	-	-	-	-	-	-
Rough rice.			12/91	-	-	-	-	-	-	-	-
Rough rice.			12/91	-	-	-	-	-	-	-	-
Livestock.	01	3		209.865	203.440	192.528	197.970	200.200	-5.4	2.8	1.1
Slaughter cattle.	01	31		223.494	222.633	221.831	224.928	227.415	-0.4	1.4	1.1
Slaughter steers and heifers.	01	3101		228.536	229.383	234.515	232.333	235.296	2.2	-0.9	1.3
Slaughter cows and bulls.	01	3102		181.091	174.807	159.968	174.208	174.435	-8.5	8.9	0.1
Slaughter vealers.	01	3103		99.779	99.109	98.229	98.326	98.822	-0.9	0.1	0.5
Slaughter hogs.	01	32		150.916	132.368	114.843	119.575	120.880	-13.2	4.1	1.1
Slaughter barrows and gilts.	01	3201		149.303	131.416	113.281	118.501	120.564	-13.8	4.6	1.7
Slaughter sows.	01	3202		-	-	-	-	-	-	-	-
Slaughter lambs.	01	33		276.436	294.729	284.137	352.408	286.314	-3.6	24.0	-18.8
Slaughter lambs.	01	3301		276.436	294.729	284.137	352.408	286.314	-3.6	24.0	-18.8
Feeder and replacement cattle.			09/21	-	-	-	-	-	-	-	-
Feeder and replacement cattle.			09/21	-	-	-	-	-	-	-	-
Slaughter poultry.	01	4		386.601	387.942	376.371	375.348	350.074	-3.0	-0.3	-6.7
Slaughter chickens.	01	41		404.265	405.941	386.718	388.484	349.675	-4.7	0.5	-10.0
Broilers and other meat type chickens.	01	4102		409.890	411.589	392.099	393.890	354.541	-4.7	0.5	-10.0
Slaughter turkeys.	01	42		339.116	338.663	356.594	343.086	368.299	5.3	-3.8	7.3
Slaughter turkeys.	01	4201		339.116	338.663	356.594	343.086	368.299	5.3	-3.8	7.3
Slaughter ducks.	01	43	12/91	-	-	-	-	-	-	-	-
Slaughter ducks.	01	4301	12/91	-	-	-	-	-	-	-	-
Raw cotton.	01	5		-	-	-	-	-	-	-	-
Raw cotton.	01	51		-	-	-	-	-	-	-	-
Raw cotton.	01	5101		-	-	-	-	-	-	-	-
Raw milk.	01	6		188.333	184.426	188.181	180.510	173.441	2.0	-4.1	-3.9
Raw milk.	01	61		189.094	185.171	188.942	181.240	174.142	2.0	-4.1	-3.9
Raw milk.	01	6101		189.094	185.171	188.942	181.240	174.142	2.0	-4.1	-3.9
Chicken eggs.	01	7		-	-	-	-	-	-	-	-
Chicken eggs.	01	71		-	-	-	-	-	-	-	-
Eggs for fresh use.	01	7107	12/91	-	-	-	-	-	-	-	-
Breaker stock and checks and undergrades.	01	7108	12/91	-	-	-	-	-	-	-	-
Hay, hayseeds, and oilseeds.	01	8		318.478	335.429	309.118	313.003	316.714	-7.8	1.3	1.2
Hay and hayseeds.	01	81		-	-	-	-	-	-	-	-
Hay and hayseeds.	01	8101		-	-	-	-	-	-	-	-
Oilseeds.	01	83		284.033	299.299	270.961	283.867	277.248	-9.5	4.8	-2.3
Oilseeds.	01	8301		284.033	299.299	270.961	283.867	277.248	-9.5	4.8	-2.3
Cereal and bakery products.	02	1		314.182	319.019	322.134	325.279	324.495	1.0	1.0	-0.2
Bakery products.	02	11		-	-	-	-	-	-	-	-
Bread (white, wheat, rye, etc.), including frozen.			06/06	-	-	-	-	-	-	-	-
Rolls (bread-type), muffins, bagels, and croissants.	02	1105		-	-	-	-	-	-	-	-
Other sweet goods, excluding frozen.				-	-	-	-	-	-	-	-
Soft cakes, excluding frozen.	02	1108		-	-	-	-	-	-	-	-
Cookies, crackers, and related products.	02	1121		-	-	-	-	-	-	-	-

See footnotes at end of table.

Table 8. Producer price indexes and percentage changes for selected commodity and service groupings and individual items, seasonally adjusted — Continued
 [December 2022, Index base 1982=100, unless otherwise indicated]

Title	Commodity code		Other index base	Seasonally adjusted index ¹					Seasonally adjusted 1-month percent change ¹		
	Group code	Item code		Aug. 2022	Sept. 2022 ^P	Oct. 2022 ^P	Nov. 2022 ^P	Dec. 2022 ^P	Sept. to Oct. ^P	Oct. to Nov. ^P	Nov. to Dec. ^P
Retail bakery products.....	02	1130	06/14	152.416	152.389	153.653	153.239	153.738	0.8	-0.3	0.3
Flour and flour base mixes and doughs.....	02	12		-	-	-	-	-	-	-	-
Wheat flour.....	02	1203		-	-	-	-	-	-	-	-
Flour base mixes and doughs.....	02	1204		-	-	-	-	-	-	-	-
Milled rice and byproducts.....	02	13		-	-	-	-	-	-	-	-
Head rice.....	02	1301		-	-	-	-	-	-	-	-
Milled rice (incl second heads, screenings, brewers, bran, sharps, rice flour, and byproducts).....	02	1302	06/84	-	-	-	-	-	-	-	-
Cereal and pasta products.....	02	14		292.407	294.576	299.889	300.499	299.890	1.8	0.2	-0.2
Dry macaroni, spaghetti, and egg noodle products, made from purchased flour.....	02	1402	06/85	-	-	-	-	-	-	-	-
Cereal and mill products, other than flour.....	02	1409	06/85	273.442	275.217	279.377	281.141	280.429	1.5	0.6	-0.3
Meats, poultry, and fish.....	02	2		238.460	233.568	227.634	232.445	227.102	-2.5	2.1	-2.3
Meats.....	02	21		218.528	217.278	216.144	221.393	224.396	-0.5	2.4	1.4
Beef and veal products, fresh or frozen.....	02	2101		250.001	241.424	237.413	245.862	256.142	-1.7	3.6	4.2
Lamb/mutton, fresh or frozen, not canned or made into sausage, made in slaughtering plants.....	02	2103		-	-	-	-	-	-	-	-
Pork products, fresh, frozen, or processed, except sausage.....	02	2104		164.498	168.253	168.036	171.829	169.577	-0.1	2.3	-1.3
Other meats, fresh, frozen, or canned.....	02	2105		216.923	219.652	221.246	222.267	221.498	0.7	0.5	-0.3
Processed poultry.....	02	22		229.699	216.362	201.161	206.987	186.484	-7.0	2.9	-9.9
Young chickens, including bulk, chilled, frozen, whole, and in parts.....	02	2203		232.975	228.990	213.265	210.590	203.047	-6.9	-1.3	-3.6
Turkeys, including frozen, whole, and in parts.....	02	2206		277.156	278.560	283.892	285.239	287.247	1.9	0.5	0.7
Canned, cooked, smoked or prepared poultry.....	02	2208		-	-	-	-	-	-	-	-
Chicken hens and other poultry/small game.....			12/90	-	-	-	-	-	-	-	-
Unprocessed and prepared seafood.....	02	23		436.418	443.940	441.631	431.718	423.911	-0.5	-2.2	-1.8
Unprocessed finfish.....	02	2301		-	-	-	-	-	-	-	-
Canned seafood (including soups, stews, and chowders).....				-	-	-	-	-	-	-	-
Unprocessed shellfish.....	02	2305	12/91	282.210	290.764	301.018	290.440	292.202	3.5	-3.5	0.6
Prepared fresh and frozen seafood.....			12/11	-	-	-	-	-	-	-	-
Dairy products.....	02	3		246.943	243.525	244.063	242.557	241.780	0.2	-0.6	-0.3
Fluid milk products.....	02	31		298.244	293.782	295.274	297.799	291.198	0.5	0.9	-2.2
Packaged fluid milk and related products.....	02	3103	12/82	308.654	300.010	298.173	302.288	293.558	-0.6	1.4	-2.9
Cottage cheese.....	02	3104	12/82	-	-	-	-	-	-	-	-
Other milk products.....	02	3105	12/82	235.469	233.783	235.339	236.379	234.249	0.7	0.4	-0.9
Bulk fluid milk and cream.....	02	3106	12/91	237.404	239.823	247.987	247.796	242.970	3.4	-0.1	-1.9
Butter.....	02	32		-	-	-	-	-	-	-	-
Butter.....	02	3201		-	-	-	-	-	-	-	-
Natural, processed, and imitation cheese.....	02	33		193.297	188.581	192.708	191.453	195.354	2.2	-0.7	2.0
Natural cheese, except cottage cheese.....	02	3302		182.539	176.582	180.749	181.467	187.496	2.4	0.4	3.3
Processed cheese and related products.....	02	3303		199.643	199.577	203.059	193.435	187.849	1.7	-4.7	-2.9
Cheese substitutes and imitations.....			06/88	-	-	-	-	-	-	-	-
Raw liquid whey.....			12/04	-	-	-	-	-	-	-	-
Ice cream and frozen desserts.....	02	34		-	-	-	-	-	-	-	-
Ice cream and frozen desserts.....			06/83	-	-	-	-	-	-	-	-
Dry, condensed, and evaporated milk products.....	02	35		-	-	-	-	-	-	-	-
Dry milk products, including feed grade.....	02	3502	12/83	-	-	-	-	-	-	-	-
Liquid milk products.....			12/83	-	-	-	-	-	-	-	-
Ice cream mixes and related products.....			06/02	-	-	-	-	-	-	-	-
Processed fruits and vegetables.....	02	4		-	-	-	-	-	-	-	-
Canned fruits and juices.....	02	41		-	-	-	-	-	-	-	-
Canned fruits, excluding baby foods.....	02	4101		-	-	-	-	-	-	-	-
Canned and fresh fruit juices, nectars, and concentrates.....	02	4102		-	-	-	-	-	-	-	-
Frozen fruits, juices and ades.....	02	42		-	-	-	-	-	-	-	-
Frozen fruits.....	02	4202		-	-	-	-	-	-	-	-
Canned vegetables and juices.....	02	44		-	-	-	-	-	-	-	-
Canned vegetables and juices.....	02	4401		-	-	-	-	-	-	-	-
Frozen vegetables.....	02	45		-	-	-	-	-	-	-	-
Frozen potato products (French-fried, patties, puffs, etc.).....	02	4502	12/90	243.897	268.268	270.462	278.709	278.706	0.8	3.0	0.0
Frozen vegetables, other than potato products.....	02	4505	12/90	-	-	-	-	-	-	-	-
Dried and dehydrated food.....			12/03	-	-	-	-	-	-	-	-
Dried and dehydrated food.....			12/03	-	-	-	-	-	-	-	-
Sugar and confectionery.....	02	5		-	-	-	-	-	-	-	-
Raw cane sugar and sugar cane mill products and byproducts.....				-	-	-	-	-	-	-	-
Raw cane sugar and sugarcane mill products and byproducts.....	02	5201		-	-	-	-	-	-	-	-
Refined sugar products and byproducts.....				-	-	-	-	-	-	-	-
Refined sugar products and byproducts.....			12/02	-	-	-	-	-	-	-	-
Confectionery materials.....	02	54		-	-	-	-	-	-	-	-
Confectionery materials.....	02	5401		-	-	-	-	-	-	-	-

See footnotes at end of table.

Table 8. Producer price indexes and percentage changes for selected commodity and service groupings and individual items, seasonally adjusted — Continued
 [December 2022, Index base 1982=100, unless otherwise indicated]

Title	Commodity code		Other index base	Seasonally adjusted index ¹					Seasonally adjusted 1-month percent change ¹		
	Group code	Item code		Aug. 2022	Sept. 2022 ^P	Oct. 2022 ^P	Nov. 2022 ^P	Dec. 2022 ^P	Sept. to Oct. ^P	Oct. to Nov. ^P	Nov. to Dec. ^P
Confectionery end products.....	02	55		-	-	-	-	-	-	-	-
Candy and nuts.....			06/83	-	-	-	-	-	-	-	-
Beverages and beverage materials.....	02	6		238.863	241.965	242.675	244.331	243.110	0.3	0.7	-0.5
Alcoholic beverages.....	02	61		211.645	212.198	214.285	216.847	216.770	1.0	1.2	0.0
Malt beverages.....	02	6101		225.765	226.162	228.583	229.796	229.802	1.1	0.5	0.0
Distilled and bottled liquor, excluding brandy.....	02	6102		196.651	197.830	198.367	197.149	196.826	0.3	-0.6	-0.2
Wines, brandy, and brandy spirits.....			12/83	-	-	-	-	-	-	-	-
Soft drinks.....	02	62		-	-	-	-	-	-	-	-
Soft drinks, non-carbonated and bottled water.....				-	-	-	-	-	-	-	-
Soft drinks, bottle/can, carbonated, all types.....			12/11	-	-	-	-	-	-	-	-
Packaged beverage materials.....	02	63		-	-	-	-	-	-	-	-
Coffee (whole bean, ground, & instant).....	02	6301		-	-	-	-	-	-	-	-
Tea in consumer packages, exc. canned ice tea.....	02	6303		-	-	-	-	-	-	-	-
Other beverage materials.....	02	64		316.915	317.782	318.486	316.895	318.885	0.2	-0.5	0.6
Other beverage materials.....	02	6401		316.915	317.782	318.486	316.895	318.885	0.2	-0.5	0.6
Fats and oils.....	02	7		-	-	-	-	-	-	-	-
Shortening, cooking oil, and margarine.....	02	78		-	-	-	-	-	-	-	-
Shortening, cooking oil, and margarine.....	02	7801		-	-	-	-	-	-	-	-
Other oilseed processing.....	02	7A	12/04	-	-	-	-	-	-	-	-
Other oilseed processing.....	02	7A01	12/04	-	-	-	-	-	-	-	-
Corn oil, crude and refined.....			01/16	-	-	-	-	-	-	-	-
Corn oil, made by wet milling.....			01/16	-	-	-	-	-	-	-	-
Miscellaneous processed foods.....	02	8		-	-	-	-	-	-	-	-
Canned jams, jellies, and preserves.....	02	81		-	-	-	-	-	-	-	-
Canned jams, jellies, and preserves.....				-	-	-	-	-	-	-	-
Pickles and other pickled products, including horseradish.....	02	82		-	-	-	-	-	-	-	-
Pickles and other pickled products.....	02	8201		-	-	-	-	-	-	-	-
Specialty canning.....	02	84		-	-	-	-	-	-	-	-
Specialty canning.....	02	8401		-	-	-	-	-	-	-	-
Frozen specialty food.....	02	85		-	-	-	-	-	-	-	-
Frozen specialty food.....	02	8501		-	-	-	-	-	-	-	-
Prepared sauces, except tomato.....				-	-	-	-	-	-	-	-
Prepared sauces, excluding tomato-based sauces and sauces comprised of 20 percent or more meat.....				-	-	-	-	-	-	-	-
Other miscellaneous processed foods.....				-	-	-	-	-	-	-	-
Other miscellaneous processed foods.....				-	-	-	-	-	-	-	-
Prepared animal feeds.....	02	9		-	-	-	-	-	-	-	-
Soybean cake, meal, and other byproducts.....	02	92		-	-	-	-	-	-	-	-
Soybean cake, meal, and byproducts.....	02	9201		-	-	-	-	-	-	-	-
Formula feeds.....	02	93		304.152	307.744	302.914	299.606	294.580	-1.6	-1.1	-1.7
Formula feeds.....	02	9301		304.152	307.744	302.914	299.606	294.580	-1.6	-1.1	-1.7
Miscellaneous feedstuffs.....	02	94		341.875	346.435	347.230	349.553	346.590	0.2	0.7	-0.8
Pet food.....	02	9402		-	-	-	-	-	-	-	-
Miscellaneous feedstuffs other than pet food.....	02	9403		345.719	351.502	357.031	357.696	348.331	1.6	0.2	-2.6
Synthetic fibers.....	03	1		-	-	-	-	-	-	-	-
Unprocessed filament yarns.....	03	15		-	-	-	-	-	-	-	-
Noncellulosic and cellulosic organic fibers.....			05/22	-	-	-	-	-	-	-	-
Processed yarns and threads.....	03	2		-	-	-	-	-	-	-	-
Yarns.....	03	26		-	-	-	-	-	-	-	-
Spun cotton yarns.....	03	2601		193.707	188.866	175.042	169.387	167.887	-7.3	-3.2	-0.9
Spun synthetic yarns.....				-	-	-	-	-	-	-	-
Textured and twisted yarns.....	03	2604	12/88	-	-	-	-	-	-	-	-
Other spun noncellulosic and natural fiber (excluding cotton and wool) yarns.....	03	2607	06/08	-	-	-	-	-	-	-	-
Greige fabrics.....	03	3		-	-	-	-	-	-	-	-
Greige broadwoven fabrics.....	03	37		-	-	-	-	-	-	-	-
Greige manmade, silk, and other natural fiber (exc cotton/wool) broadwoven fabrics.....				-	-	-	-	-	-	-	-
Greige knit fabrics.....	03	3703		-	-	-	-	-	-	-	-
Weft (circular) knit fabrics, greige goods (excluding hosiery).....	03	38		-	-	-	-	-	-	-	-
Warp knit fabrics, greige goods (excluding hosiery).....	03	3803		-	-	-	-	-	-	-	-
Tire cord and tire fabric.....	03	3804		-	-	-	-	-	-	-	-
Tire cord and tire fabric.....	03	39	06/84	-	-	-	-	-	-	-	-
Tire cord and tire fabric.....	03	3901	06/84	-	-	-	-	-	-	-	-
Finished fabrics.....	03	4		-	-	-	-	-	-	-	-
Finished broadwoven fabrics.....	03	42		-	-	-	-	-	-	-	-
Finished cotton broadwoven fabrics.....	03	4201		-	-	-	-	-	-	-	-

See footnotes at end of table.

Table 8. Producer price indexes and percentage changes for selected commodity and service groupings and individual items, seasonally adjusted — Continued
 [December 2022, Index base 1982=100, unless otherwise indicated]

Title	Commodity code		Other index base	Seasonally adjusted index ¹					Seasonally adjusted 1-month percent change ¹		
	Group code	Item code		Aug. 2022	Sept. 2022 ^P	Oct. 2022 ^P	Nov. 2022 ^P	Dec. 2022 ^P	Sept. to Oct. ^P	Oct. to Nov. ^P	Nov. to Dec. ^P
Finished manmade, silk, and other natural fiber (exc. cotton and wool) broadwoven fabrics.....	03	4203		-	-	-	-	-	-	-	-
Woven and braided narrow fabrics.....	03	44		-	-	-	-	-	-	-	-
Woven and braided narrow fabrics.....	03	4402	06/84	-	-	-	-	-	-	-	-
Nonwoven fabrics and felts.....	03	45		-	-	-	-	-	-	-	-
Nonwoven fabrics and felts.....	03	4503		-	-	-	-	-	-	-	-
Coated fabrics, not rubberized.....	03	46	06/85	-	-	-	-	-	-	-	-
Coated fabrics, not rubberized.....	03	4601	06/85	-	-	-	-	-	-	-	-
Screen printed textile materials, embroideries, and lace goods.....			06/85	-	-	-	-	-	-	-	-
Screen printed textile and apparel materials and embroideries.....			06/85	-	-	-	-	-	-	-	-
Knit fabrics, finished in knitting mills.....			12/03	-	-	-	-	-	-	-	-
Weft (circular) knit fabrics, knit and finished in the same establishment (excluding hosiery).....			12/03	-	-	-	-	-	-	-	-
Warp knit goods, knit and finished in the same establishment.....			12/03	-	-	-	-	-	-	-	-
Apparel & other fabricated textile prods.....	03	8		-	-	-	-	-	-	-	-
Apparel.....	03	81		-	-	-	-	-	-	-	-
Miscellaneous apparel and accessories.....			12/83	-	-	-	-	-	-	-	-
Women's, girls', and infants' cut and sew apparel.....			12/03	-	-	-	-	-	-	-	-
Men's and boys' cut and sew apparel.....			12/03	-	-	-	-	-	-	-	-
Apparel made in knitting mills.....			12/03	-	-	-	-	-	-	-	-
Textile house furnishings.....	03	82		-	-	-	-	-	-	-	-
Textile house furnishings.....	03	8203	06/83	-	-	-	-	-	-	-	-
Industrial and other fabricated products.....				-	-	-	-	-	-	-	-
Industrial and other fabricated products.....	03	8303		-	-	-	-	-	-	-	-
Miscellaneous textile products/services.....	03	9	06/85	-	-	-	-	-	-	-	-
Miscellaneous textile products/services.....			09/18	-	-	-	-	-	-	-	-
Miscellaneous textile products/services.....			09/18	-	-	-	-	-	-	-	-
Hides and skins, incl. cattle.....	04	1		119.720	119.040	122.547	110.861	108.613	2.9	-9.5	-2.0
Hides and skins, incl. cattle.....	04	19	06/01	54.810	54.499	56.104	50.755	49.725	2.9	-9.5	-2.0
Hides, skins, and pelts, made in slaughtering plants.....	04	1901	06/01	54.810	54.499	56.104	50.755	49.725	2.9	-9.5	-2.0
Leather.....	04	2		207.177	205.998	205.062	203.092	199.684	-0.5	-1.0	-1.7
Finished and unfinished leather.....	04	27	12/97	113.575	112.928	112.416	111.335	109.467	-0.5	-1.0	-1.7
Finished and unfinished leather.....	04	2701	12/97	113.575	112.928	112.416	111.335	109.467	-0.5	-1.0	-1.7
Footwear.....	04	3		237.539	246.132	248.064	247.792	247.959	0.8	-0.1	0.1
Men's nonathletic footwear.....	04	31		271.277	286.446	288.561	287.727	287.837	0.7	-0.3	0.0
Men's footwear (size 6 and larger), excluding athletic.....	04	3105	12/93	189.190	199.661	201.232	200.640	200.725	0.8	-0.3	0.0
Women's nonathletic footwear.....	04	32		-	-	-	-	-	-	-	-
Women's footwear (size 4 and larger), excluding athletic.....	04	3205	12/93	-	-	-	-	-	-	-	-
Other footwear including slippers.....	04	39	12/02	-	-	-	-	-	-	-	-
Other footwear, excluding rubber and plastic soled footwear.....	04	3901	12/02	-	-	-	-	-	-	-	-
Other leather and related products.....	04	4		-	-	-	-	-	-	-	-
Luggage and small leather goods.....	04	41		-	-	-	-	-	-	-	-
Luggage and small leather goods.....	04	4101		-	-	-	-	-	-	-	-
Leather and leather-like goods, n.e.c.....	04	45	06/85	-	-	-	-	-	-	-	-
Leather and leather-like goods, n.e.c.....	04	4501	06/85	-	-	-	-	-	-	-	-
Coal.....	05	1		303.648	308.428	309.635	305.856	285.940	0.4	-1.2	-6.5
Anthracite.....	05	11		277.455	291.740	294.544	290.976	288.313	1.0	-1.2	-0.9
Prepared anthracite shipped.....	05	1101		329.583	346.967	350.301	345.136	341.956	1.0	-1.5	-0.9
Bituminous coal and lignite.....	05	12		303.596	308.309	309.504	305.726	285.709	0.4	-1.2	-6.5
Unprepared bituminous coal and lignite.....	05	1208		-	-	-	-	-	-	-	-
Prepared bituminous coal and lignite.....	05	1209	12/01	342.241	347.123	348.535	343.710	317.821	0.4	-1.4	-7.5
Gas fuels.....				-	-	-	-	-	-	-	-
Natural gas.....				-	-	-	-	-	-	-	-
Natural gas.....				-	-	-	-	-	-	-	-
Liquefied petroleum gas.....	05	32		-	-	-	-	-	-	-	-
Liquefied petroleum gas.....				-	-	-	-	-	-	-	-
Electric power.....	05	4		255.554	256.674	257.746	254.816	257.438	0.4	-1.1	1.0
Residential electric power.....	05	41	12/90	213.744	213.976	217.370	216.032	217.689	1.6	-0.6	0.8
Residential electric power.....	05	4121	12/90	213.744	213.976	217.370	216.032	217.689	1.6	-0.6	0.8
Commercial electric power.....	05	42		245.083	245.964	244.160	241.574	244.040	-0.7	-1.1	1.0
Commercial electric power.....	05	4221	12/90	214.516	215.337	213.656	211.465	213.588	-0.8	-1.0	1.0
Industrial electric power.....	05	43		285.964	292.861	290.859	282.405	287.915	-0.7	-2.9	2.0
Industrial electric power.....	05	4321	12/90	240.472	246.243	244.601	237.458	242.078	-0.7	-2.9	1.9
Transportation electric power.....	05	46	12/10	120.009	121.905	122.265	122.374	122.718	0.3	0.1	0.3
Transportation electric power.....	05	4621	12/10	120.009	121.905	122.265	122.374	122.718	0.3	0.1	0.3

See footnotes at end of table.

Table 8. Producer price indexes and percentage changes for selected commodity and service groupings and individual items, seasonally adjusted — Continued
 [December 2022, Index base 1982=100, unless otherwise indicated]

Title	Commodity code		Other index base	Seasonally adjusted index ¹					Seasonally adjusted 1-month percent change ¹		
	Group code	Item code		Aug. 2022	Sept. 2022 ^P	Oct. 2022 ^P	Nov. 2022 ^P	Dec. 2022 ^P	Sept. to Oct. ^P	Oct. to Nov. ^P	Nov. to Dec. ^P
Utility natural gas.....	05	5	12/90	321.529	327.717	310.027	296.779	302.031	-5.4	-4.3	1.8
Residential natural gas.....	05	51	12/90	304.713	314.663	308.491	298.064	304.633	-2.0	-3.4	2.2
Residential natural gas.....	05	5121	12/90	304.713	314.663	308.491	298.064	304.633	-2.0	-3.4	2.2
Commercial natural gas.....	05	52	12/90	327.755	337.657	324.429	305.962	315.348	-3.9	-5.7	3.1
Commercial natural gas.....	05	5221	12/90	327.755	337.657	324.429	305.962	315.348	-3.9	-5.7	3.1
Industrial natural gas.....	05	53	12/90	286.201	292.581	265.162	253.223	260.763	-9.4	-4.5	3.0
Industrial natural gas.....	05	5321	12/90	286.201	292.581	265.162	253.223	260.763	-9.4	-4.5	3.0
Natural gas to electric power.....	05	54	12/90	293.291	293.459	266.422	253.846	255.299	-9.2	-4.7	0.6
Natural gas to electric power.....	05	5421	12/90	293.291	293.459	266.422	253.846	255.299	-9.2	-4.7	0.6
Crude petroleum (domestic production).....	05	6		-	-	-	-	-	-	-	-
Crude petroleum (domestic production).....	05	61		-	-	-	-	-	-	-	-
Crude petroleum (domestic production).....	05	6101		-	-	-	-	-	-	-	-
Petroleum products, refined.....	05	7		350.025	358.100	378.568	360.553	295.870	5.7	-4.8	-17.9
Gasoline.....	05	71		286.320	282.090	296.821	277.974	240.806	5.2	-6.3	-13.4
Unleaded premium gasoline.....	05	7103		314.887	315.704	326.000	317.976	268.668	3.3	-2.5	-15.5
Unleaded regular gasoline.....	05	7104		279.461	273.710	289.668	269.379	235.191	5.8	-7.0	-12.7
Unleaded mid-premium gasoline.....	05	7105	12/87	475.296	482.715	497.459	470.281	401.738	3.1	-5.5	-14.6
Kerosene and jet fuels.....	05	72		-	-	-	-	-	-	-	-
Kerosene.....	05	7202		-	-	-	-	-	-	-	-
Jet fuel.....	05	7203		-	-	-	-	-	-	-	-
Light fuel oils.....	05	73		467.493	501.612	551.310	524.241	388.853	9.9	-4.9	-25.8
Home heating oil and distillates.....	05	7302		337.387	341.432	367.382	329.349	308.354	7.6	-10.4	-6.4
No. 2 diesel fuel.....	05	7303		497.953	536.396	590.345	563.402	411.358	10.1	-4.6	-27.0
Residual fuels (heavy fuel oils, incl. #5, #6, & other residual fuels).....	05	74		-	-	-	-	-	-	-	-
Residual fuels (heavy fuel oils, incl. #5, #6, & other residual fuels).....	05	7407	06/85	-	-	-	-	-	-	-	-
Finished lubricants.....	05	7604	06/85	-	-	-	-	-	-	-	-
Lubricating and similar oils.....	05	7604	06/85	-	-	-	-	-	-	-	-
Lubricating oil base stocks.....	05	7604	06/09	-	-	-	-	-	-	-	-
Lubricating oil base stocks.....	05	7604	06/09	-	-	-	-	-	-	-	-
Asphalt and other petroleum and coal products, n.e.c.....	05	8	12/84	507.529	499.267	509.239	481.096	392.680	2.0	-5.5	-18.4
Asphalt and other petroleum and coal products, n.e.c.....	05	81	12/84	507.529	499.267	509.239	481.096	392.680	2.0	-5.5	-18.4
Asphalt.....	05	8102	06/85	361.174	336.305	332.653	316.700	211.663	-1.1	-4.8	-33.2
Other petroleum and coal products, including coke oven products, n.e.c.....	05	8102	12/84	-	-	-	-	-	-	-	-
Industrial chemicals.....	06	1		357.915	350.695	346.011	342.812	331.966	-1.3	-0.9	-3.2
Basic inorganic chemicals.....	06	13		-	-	-	-	-	-	-	-
Inorganic chemicals, other than alkalis and chlorine.....	06	1302		-	-	-	-	-	-	-	-
Alkalis and chlorine, including natural sodium carbonate and sulfate.....	06	1303		-	-	-	-	-	-	-	-
Basic organic chemicals.....	06	14		354.940	345.911	339.404	334.811	322.066	-1.9	-1.4	-3.8
Primary basic organic chemicals.....	06	1403		-	-	-	-	-	-	-	-
Cyclic intermediate chemicals and dyes.....	06	1403		-	-	-	-	-	-	-	-
Other basic organics.....	06	1403		326.559	325.907	330.934	330.275	327.053	1.5	-0.2	-1.0
Paints and allied products.....	06	2		-	-	-	-	-	-	-	-
Prepared paint.....	06	21		-	-	-	-	-	-	-	-
Architectural coatings.....	06	2101		-	-	-	-	-	-	-	-
OEM finishes excluding marine coatings.....	06	2101	06/83	-	-	-	-	-	-	-	-
Special purpose coatings, incl. marine, industrial & construction coatings.....	06	2103	06/83	-	-	-	-	-	-	-	-
Paint materials.....	06	22		-	-	-	-	-	-	-	-
Paint colors.....	06	2204		-	-	-	-	-	-	-	-
Kaolin and ball clay.....	06	2204		-	-	-	-	-	-	-	-
Allied and miscellaneous paint products.....	06	23	06/83	423.975	431.147	428.456	430.869	430.056	-0.6	0.6	-0.2
Allied and miscellaneous paint products.....	06	2301	06/83	423.975	431.147	428.456	430.869	430.056	-0.6	0.6	-0.2
Drugs and pharmaceuticals.....	06	3		647.313	649.118	650.243	651.427	651.521	0.2	0.2	0.0
Medicinal and botanical chemicals, drugs, and other products.....	06	31		-	-	-	-	-	-	-	-
Medicinal and botanical chemicals, drugs, and other products.....	06	3101	06/82	-	-	-	-	-	-	-	-
Biological products, including diagnostics.....	06	37		313.239	314.261	314.755	315.563	313.890	0.2	0.3	-0.5
Biological products, excluding diagnostic, for veterinary, industrial, and all other misc. uses.....	06	3717	12/04	-	-	-	-	-	-	-	-
Diagnostics.....	06	3717	06/09	-	-	-	-	-	-	-	-
Biological products, excluding diagnostic, for human use.....	06	3719	06/09	152.816	153.580	154.168	154.398	154.647	0.4	0.1	0.2
Pharmaceutical preparations.....	06	38	06/01	283.254	284.012	284.573	284.993	285.466	0.2	0.1	0.2
Pharmaceuticals affecting neoplasms, the endocrine system, & metabolic diseases.....	06	3801	06/01	311.335	311.917	312.374	312.915	313.492	0.1	0.2	0.2
Pharmaceuticals acting on the central nervous system and the sense organs.....	06	3802	06/01	329.452	331.344	332.220	332.613	333.485	0.3	0.1	0.3
Pharmaceuticals acting on the cardiovascular system.....	06	3803	06/01	427.952	428.927	427.741	429.170	430.433	-0.3	0.3	0.3
Pharmaceuticals acting on the respiratory system.....	06	3804	06/01	232.714	233.140	234.155	234.429	234.488	0.4	0.1	0.0
Pharmaceuticals acting on the digestive or the genito-urinary systems.....	06	3804	06/01	-	-	-	-	-	-	-	-

See footnotes at end of table.

Table 8. Producer price indexes and percentage changes for selected commodity and service groupings and individual items, seasonally adjusted — Continued
 [December 2022, Index base 1982=100, unless otherwise indicated]

Title	Commodity code		Other index base	Seasonally adjusted index ¹					Seasonally adjusted 1-month percent change ¹		
	Group code	Item code		Aug. 2022	Sept. 2022 ^P	Oct. 2022 ^P	Nov. 2022 ^P	Dec. 2022 ^P	Sept. to Oct. ^P	Oct. to Nov. ^P	Nov. to Dec. ^P
Pharmaceuticals acting on the skin.			06/01	-	-	-	-	-	-	-	-
Vitamin, nutrient, and hematonic preparations.			06/01	-	-	-	-	-	-	-	-
Pharmaceuticals affecting parasitic and infective diseases.	06	3808	06/01	273.397	273.614	273.847	274.470	274.812	0.1	0.2	0.1
Fats and oils, inedible.	06	4		-	-	-	-	-	-	-	-
Fats and oils, inedible.	06	41		-	-	-	-	-	-	-	-
Fats and oils, inedible.	06	4101		-	-	-	-	-	-	-	-
Agricultural chemicals and chemical products.	06	5		378.619	383.849	388.399	387.015	388.447	1.2	-0.4	0.4
Mixed fertilizers.	06	51		-	-	-	-	-	-	-	-
Mixed fertilizers.	06	5105	06/86	-	-	-	-	-	-	-	-
Fertilizer materials.	06	52		447.096	447.230	454.796	464.611	463.260	1.7	2.2	-0.3
Nitrogenates.	06	5201		567.493	564.451	580.589	594.977	583.578	2.9	2.5	-1.9
Phosphates.	06	5202		369.992	370.941	371.943	371.404	375.554	0.3	-0.1	1.1
Other agricultural chemicals.	06	53		-	-	-	-	-	-	-	-
Other agricultural chemicals.	06	5301		-	-	-	-	-	-	-	-
Plastic resins and materials.	06	6		305.804	304.396	294.971	285.414	283.609	-3.1	-3.2	-0.6
Thermoplastic resins and plastics materials.	06	62		309.761	307.744	296.914	284.775	282.576	-3.5	-4.1	-0.8
Thermoplastic resins and plastics materials.	06	6212	12/03	215.252	213.850	206.324	197.889	196.361	-3.5	-4.1	-0.8
Thermosetting resins and plastics materials.	06	63		-	-	-	-	-	-	-	-
Thermosetting resins and plastics materials.			12/98	-	-	-	-	-	-	-	-
Other chemicals and allied products.	06	7		-	-	-	-	-	-	-	-
Soaps and detergents.				-	-	-	-	-	-	-	-
Soaps and other detergents.			06/83	-	-	-	-	-	-	-	-
Polish and other sanitation goods.			06/83	-	-	-	-	-	-	-	-
Polish and other sanitation goods.			06/83	-	-	-	-	-	-	-	-
Cosmetics and other toilet preparations.	06	75		-	-	-	-	-	-	-	-
Shaving preparations.	06	7502		-	-	-	-	-	-	-	-
Perfumes, toilet waters, and colognes.	06	7503		-	-	-	-	-	-	-	-
Hair preparations (including shampoos).	06	7504		-	-	-	-	-	-	-	-
Toothpastes, denture cleaners, and mouthwashes.				-	-	-	-	-	-	-	-
Creams, lotions, and oils, excluding shaving, hair, and deodorant.			06/99	-	-	-	-	-	-	-	-
Other cosmetics and toilet preparations.			06/99	-	-	-	-	-	-	-	-
Misc. chemical prod. and preparations.	06	79		-	-	-	-	-	-	-	-
Explosives, propellants, and blasting accessories.	06	7902		272.780	272.658	275.962	279.740	279.070	1.2	1.4	-0.2
Industrial gases.				-	-	-	-	-	-	-	-
Adhesives and sealants.	06	7904	12/83	-	-	-	-	-	-	-	-
Surface active agents.			12/83	-	-	-	-	-	-	-	-
Gum and wood chemicals, including wood distillation products.			06/84	-	-	-	-	-	-	-	-
Other miscellaneous chemical products.	06	7909		-	-	-	-	-	-	-	-
Rubber and rubber products.	07	1		-	-	-	-	-	-	-	-
Synthetic rubber, inc. styrene-butadiene rubber (SBR) and ethylene propylene.	07	11		-	-	-	-	-	-	-	-
Synthetic rubber.	07	1102		-	-	-	-	-	-	-	-
Tires, tubes, tread, & repair materials.	07	12		-	-	-	-	-	-	-	-
Tires.				-	-	-	-	-	-	-	-
Tread rubber, tire sundries, and repair materials.				-	-	-	-	-	-	-	-
Miscellaneous rubber products.	07	13		-	-	-	-	-	-	-	-
Rubber and plastics footwear, including athletic footwear.	07	1301		-	-	-	-	-	-	-	-
Rubber and plastic belts and belting.	07	1303		-	-	-	-	-	-	-	-
Rubber and plastics hose.	07	1304		-	-	-	-	-	-	-	-
Miscellaneous rubber products, n.e.c.	07	1306	06/83	-	-	-	-	-	-	-	-
Plastic products.	07	2		-	-	-	-	-	-	-	-
Plastic construction products.	07	21		-	-	-	-	-	-	-	-
Plastic construction products.	07	2106		-	-	-	-	-	-	-	-
Unsupported plastic film, sheet and other shapes.	07	22		-	-	-	-	-	-	-	-
Unsupported plastic film, sheet and other shapes.	07	2205	12/82	-	-	-	-	-	-	-	-
Laminated plastic sheets, rods, and tubes.	07	23		-	-	-	-	-	-	-	-
Laminated plastics plates, sheet (excluding packaging), and shapes.	07	2304		-	-	-	-	-	-	-	-
Parts for manufacturing from plastics.				-	-	-	-	-	-	-	-
Parts for transportation equipment.				-	-	-	-	-	-	-	-
Other parts and components for manufacturing.				-	-	-	-	-	-	-	-
Foam components for furniture.	07	2603	12/82	-	-	-	-	-	-	-	-
Other plastic products.			12/82	-	-	-	-	-	-	-	-
Other plastic products.			12/82	-	-	-	-	-	-	-	-
Plastic packaging products.			12/06	-	-	-	-	-	-	-	-
Plastic packaging products.			12/06	-	-	-	-	-	-	-	-
Consumer, institutional, and commercial products, n.e.c.			12/06	-	-	-	-	-	-	-	-

See footnotes at end of table.

Table 8. Producer price indexes and percentage changes for selected commodity and service groupings and individual items, seasonally adjusted — Continued
 [December 2022, Index base 1982=100, unless otherwise indicated]

Title	Commodity code		Other index base	Seasonally adjusted index ¹					Seasonally adjusted 1-month percent change ¹		
	Group code	Item code		Aug. 2022	Sept. 2022 ^P	Oct. 2022 ^P	Nov. 2022 ^P	Dec. 2022 ^P	Sept. to Oct. ^P	Oct. to Nov. ^P	Nov. to Dec. ^P
All other consumer, institutional, and commercial products.....			12/06	-	-	-	-	-	-	-	-
Recyclable plastics.....			12/11	-	-	-	-	-	-	-	-
Recyclable plastics.....			12/11	-	-	-	-	-	-	-	-
Lumber.....	08	1		306.039	294.494	285.500	278.054	262.141	-3.1	-2.6	-5.7
Softwood lumber.....	08	11		323.961	312.805	307.103	306.208	284.951	-1.8	-0.3	-6.9
Softwood cut stock and dimension.....	08	1105		322.639	304.815	298.420	294.157	277.603	-2.1	-1.4	-5.6
Softwood lumber, not edge worked.....	08	1106	12/03	167.651	161.742	158.732	159.147	146.638	-1.9	0.3	-7.9
Softwood lumber, made from purchased lumber.....			12/03	-	-	-	-	-	-	-	-
Hardwood lumber.....	08	12		-	-	-	-	-	-	-	-
Hardwood cut stock and dimension.....	08	1203		-	-	-	-	-	-	-	-
Hardwood flooring.....			06/84	-	-	-	-	-	-	-	-
Hardwood lumber, not edge worked.....	08	1205	12/03	-	-	-	-	-	-	-	-
Millwork.....	08	2		374.542	370.443	369.117	365.069	363.670	-0.4	-1.1	-0.4
General millwork.....	08	21		335.301	333.086	333.481	333.809	334.563	0.1	0.1	0.2
General millwork.....	08	2101		335.301	333.086	333.481	333.809	334.563	0.1	0.1	0.2
Prefabricated structural members.....	08	22		-	-	-	-	-	-	-	-
Prefabricated structural members.....	08	2201		-	-	-	-	-	-	-	-
Plywood.....	08	3		-	-	-	-	-	-	-	-
Softwood veneer and plywood.....	08	31		-	-	-	-	-	-	-	-
Softwood veneer and plywood.....				-	-	-	-	-	-	-	-
Hardwood veneer and plywood.....			12/05	-	-	-	-	-	-	-	-
Hardwood veneer and plywood.....			12/05	-	-	-	-	-	-	-	-
Other wood products.....	08	4		234.712	234.081	226.617	223.922	223.087	-3.2	-1.2	-0.4
Wood pallets and pallet containers, wood and metal combination.....	08	41		-	-	-	-	-	-	-	-
Wood pallets and pallet containers.....	08	4101		-	-	-	-	-	-	-	-
Wood boxes.....	08	42		-	-	-	-	-	-	-	-
Wood boxes.....	08	4201		-	-	-	-	-	-	-	-
Miscellaneous wood products.....	08	49		150.267	150.625	145.385	145.566	145.333	-3.5	0.1	-0.2
Wood ties, siding, shingles, and shakes, and contract sawing of logs owned by others.....			12/03	-	-	-	-	-	-	-	-
Sawn wood fence stock, wood lath, and contract resawing and planing.....			12/03	-	-	-	-	-	-	-	-
All other miscellaneous wood products.....	08	4909	06/84	236.587	236.906	226.988	227.344	226.704	-4.2	0.2	-0.3
Logs, bolts, timber, pulpwood and wood chips.....	08	5		-	-	-	-	-	-	-	-
Logs, bolts, timber, pulpwood and wood chips.....	08	51		-	-	-	-	-	-	-	-
Logs, bolts, timber, pulpwood and wood chips.....	08	5105	12/11	-	-	-	-	-	-	-	-
Prefabricated wood buildings & components.....	08	6	12/84	392.850	393.104	386.782	385.596	385.518	-1.6	-0.3	0.0
Prefabricated wood buildings & components.....	08	61	12/84	392.850	393.104	386.782	385.596	385.518	-1.6	-0.3	0.0
Prefabricated wood buildings and components.....	08	6101	12/84	392.850	393.104	386.782	385.596	385.518	-1.6	-0.3	0.0
Treated wood and contract wood preserving.....	08	7	06/85	-	-	-	-	-	-	-	-
Treated wood and contract wood preserving.....	08	71	06/85	-	-	-	-	-	-	-	-
Treated wood.....	08	7101	06/85	-	-	-	-	-	-	-	-
Contract wood preservation.....	08	7102	06/85	-	-	-	-	-	-	-	-
Pulp, paper, and prod., ex. bldg. paper.....	09	1		-	-	-	-	-	-	-	-
Wood pulp.....	09	11		-	-	-	-	-	-	-	-
Wood pulp.....	09	1105	06/06	-	-	-	-	-	-	-	-
Recyclable paper.....	09	12		-	-	-	-	-	-	-	-
News and other low grade recyclable paper.....	09	1201		-	-	-	-	-	-	-	-
Corrugated recyclable paper.....	09	1203		-	-	-	-	-	-	-	-
High grade recyclable paper (including pulp substitutes and deinking).....	09	1207	12/86	-	-	-	-	-	-	-	-
Paper.....	09	13		-	-	-	-	-	-	-	-
Writing and printing papers.....	09	1301		-	-	-	-	-	-	-	-
Newsprint.....				-	-	-	-	-	-	-	-
Packaging and industrial converting paper.....	09	1303		-	-	-	-	-	-	-	-
All other coated and processed papers.....			12/82	-	-	-	-	-	-	-	-
Paperboard.....	09	14		-	-	-	-	-	-	-	-
Corrugated paperboard in sheets and rolls, lined and unlined.....	09	1405		-	-	-	-	-	-	-	-
Paperboard, excluding corrugated paperboard.....	09	1411	12/82	-	-	-	-	-	-	-	-
Converted paper and paperboard products.....	09	15		-	-	-	-	-	-	-	-
Sanitary paper products, including stock.....	09	1501		-	-	-	-	-	-	-	-
Paper, plastic, and foil bags.....	09	1502		-	-	-	-	-	-	-	-
Paper boxes and containers.....	09	1503		-	-	-	-	-	-	-	-
Other corrugated and solid fiber products, including containers, pallets, pads, etc.....	09	1504		-	-	-	-	-	-	-	-
Office supplies and accessories.....	09	1506		-	-	-	-	-	-	-	-
Fiber cans, tubes, and similar fiber products.....	09	1507		-	-	-	-	-	-	-	-
Molded pulp goods, including egg cartons, florists pots, food trays, etc.....			06/85	-	-	-	-	-	-	-	-

See footnotes at end of table.

Table 8. Producer price indexes and percentage changes for selected commodity and service groupings and individual items, seasonally adjusted — Continued
 [December 2022, Index base 1982=100, unless otherwise indicated]

Title	Commodity code		Other index base	Seasonally adjusted index ¹					Seasonally adjusted 1-month percent change ¹		
	Group code	Item code		Aug. 2022	Sept. 2022 ^P	Oct. 2022 ^P	Nov. 2022 ^P	Dec. 2022 ^P	Sept. to Oct. ^P	Oct. to Nov. ^P	Nov. to Dec. ^P
Miscellaneous converted paper and paperboard products.....	09	1509	12/84	-	-	-	-	-	-	-	-
Pressure-sensitive products.....			12/82	-	-	-	-	-	-	-	-
Pressure-sensitive products.....			12/82	-	-	-	-	-	-	-	-
Building paper & building board mill prods.....	09	2		-	-	-	-	-	-	-	-
Hardboard, particleboard & fiberboard prods.....	09	22		-	-	-	-	-	-	-	-
Particleboard and fiberboard.....				-	-	-	-	-	-	-	-
Hardboard products.....			06/84	-	-	-	-	-	-	-	-
Publications, printed matter and printing material.....			06/09	-	-	-	-	-	-	-	-
Books printing.....	09	44	12/83	-	-	-	-	-	-	-	-
Books printing.....	09	4401	12/83	-	-	-	-	-	-	-	-
Manifold business forms printing.....			12/83	-	-	-	-	-	-	-	-
Manifold business forms printing.....			12/83	-	-	-	-	-	-	-	-
Commercial printing.....	09	47	06/82	-	-	-	-	-	-	-	-
Magazine and periodical printing.....	09	4701	06/82	-	-	-	-	-	-	-	-
Label and wrapper printing for packaging.....			06/82	-	-	-	-	-	-	-	-
Catalog and directory printing.....	09	4703	06/82	-	-	-	-	-	-	-	-
Advertising printing.....	09	4705	06/82	-	-	-	-	-	-	-	-
Other general job printing.....	09	4706	06/82	-	-	-	-	-	-	-	-
Other commercial printing, incl. screen, engraving, digital, & general job exc. labels/wrappers.....			12/88	-	-	-	-	-	-	-	-
Blankbooks, binders, and bookbinding work.....	09	48	06/85	-	-	-	-	-	-	-	-
Tradebinding and related work.....	09	4802	12/85	-	-	-	-	-	-	-	-
Services for the printing trade.....	09	49	06/85	-	-	-	-	-	-	-	-
Prepress services, including platemaking.....	09	4905	12/03	-	-	-	-	-	-	-	-
Iron and steel.....	10	1		373.249	356.592	345.978	340.878	332.797	-3.0	-1.5	-2.4
Iron ores.....	10	11		208.571	209.668	211.819	213.062	214.438	1.0	0.6	0.6
Iron ores.....	10	1105	12/97	219.067	220.223	222.439	223.660	224.919	1.0	0.5	0.6
Iron and steel scrap.....	10	12		-	-	-	-	-	-	-	-
Carbon steel scrap.....	10	1211	12/86	-	-	-	-	-	-	-	-
Stainless and other alloy steel scrap.....	10	1212	12/86	410.022	416.058	398.032	434.879	502.166	-4.3	9.3	15.5
Cast iron scrap.....			12/86	-	-	-	-	-	-	-	-
Other ferrous scrap.....	10	1215	06/06	-	-	-	-	-	-	-	-
Foundry and forge shop products.....	10	15		-	-	-	-	-	-	-	-
Pressure and soil pipe & fittings, cast iron.....	10	1502		-	-	-	-	-	-	-	-
Other gray and ductile iron castings.....	10	1504		-	-	-	-	-	-	-	-
Steel investment castings.....	10	1506		-	-	-	-	-	-	-	-
Carbon steel castings, except investment.....	10	1507		-	-	-	-	-	-	-	-
High alloy steel castings, excluding investment.....	10	1508		-	-	-	-	-	-	-	-
Other alloy steel castings, except investment.....	10	1509		-	-	-	-	-	-	-	-
Other forge shop products.....	10	1513	06/82	-	-	-	-	-	-	-	-
Steel mill products.....	10	17		-	-	-	-	-	-	-	-
Semifinished steel mill products.....	10	1702	06/82	-	-	-	-	-	-	-	-
Hot rolled steel bars, plates, and structural shapes.....	10	1704	06/82	328.002	322.766	324.265	323.382	318.601	0.5	-0.3	-1.5
Steel wire.....	10	1705	06/82	-	-	-	-	-	-	-	-
Steel pipe and tube.....	10	1706	06/82	-	-	-	-	-	-	-	-
Cold rolled steel sheet and strip.....	10	1707	06/82	-	-	-	-	-	-	-	-
Cold finished steel bars and bar shapes.....	10	1708	06/82	-	-	-	-	-	-	-	-
Electrometallurgical ferroalloy products.....			12/17	-	-	-	-	-	-	-	-
Nonferrous metals.....	10	2		331.889	326.668	316.524	325.718	330.035	-3.1	2.9	1.3
Nonferrous metal ores.....			12/83	-	-	-	-	-	-	-	-
Other metal ores.....			12/03	-	-	-	-	-	-	-	-
Primary nonferrous metals.....	10	22		-	-	-	-	-	-	-	-
Primary nonferrous metals.....				-	-	-	-	-	-	-	-
Nonferrous scrap.....	10	23		493.959	486.709	464.242	472.193	481.875	-4.6	1.7	2.1
Copper base scrap.....	10	2301		-	-	-	-	-	-	-	-
Aluminum base scrap.....	10	2302		260.479	251.981	231.584	232.663	253.080	-8.1	0.5	8.8
Other nonferrous scrap (including lead, zinc and precious metals).....	10	2303		-	-	-	-	-	-	-	-
Secondary nonferrous metals.....	10	24		-	-	-	-	-	-	-	-
Secondary aluminum.....	10	2402		315.627	308.548	296.298	288.819	284.764	-4.0	-2.5	-1.4
Secondary copper, alloyed and unalloyed.....	10	2403		-	-	-	-	-	-	-	-
Secondary precious metals.....				-	-	-	-	-	-	-	-
All other miscellaneous secondary nonferrous metals.....			06/11	-	-	-	-	-	-	-	-
Nonferrous mill shapes.....	10	25		-	-	-	-	-	-	-	-
Aluminum mill shapes.....				-	-	-	-	-	-	-	-
Copper and brass mill shapes.....	10	2502		-	-	-	-	-	-	-	-
Nickel and nickel-base alloy mill shapes.....	10	2504		-	-	-	-	-	-	-	-
Titanium and titanium-base alloy mill shapes.....				-	-	-	-	-	-	-	-

See footnotes at end of table.

Table 8. Producer price indexes and percentage changes for selected commodity and service groupings and individual items, seasonally adjusted — Continued
 [December 2022, Index base 1982=100, unless otherwise indicated]

Title	Commodity code		Other index base	Seasonally adjusted index ¹					Seasonally adjusted 1-month percent change ¹		
	Group code	Item code		Aug. 2022	Sept. 2022 ^P	Oct. 2022 ^P	Nov. 2022 ^P	Dec. 2022 ^P	Sept. to Oct. ^P	Oct. to Nov. ^P	Nov. to Dec. ^P
Other nonferrous mill shapes.....				-	-	-	-	-	-	-	-
Nonferrous wire and cable.....	10	26		-	-	-	-	-	-	-	-
Nonferrous wire and cable.....			12/82	-	-	-	-	-	-	-	-
Nonferrous forge shop products.....	10	27	12/83	206.887	206.579	202.260	203.546	203.918	-2.1	0.6	0.2
Nonferrous forge shop products.....			12/83	206.887	206.579	202.260	203.546	203.918	-2.1	0.6	0.2
Nonferrous foundry shop products.....	10	28		267.344	270.581	269.452	273.269	272.775	-0.4	1.4	-0.2
Aluminum castings.....	10	2802		226.239	228.787	228.544	233.342	232.445	-0.1	2.1	-0.4
Castings, nonferrous (except aluminum).....			12/11	-	-	-	-	-	-	-	-
Metal containers.....	10	3		-	-	-	-	-	-	-	-
Metal cans and can components.....	10	31		-	-	-	-	-	-	-	-
Steel cans and tinware end products.....	10	3102		-	-	-	-	-	-	-	-
Aluminum cans and can components.....	10	3103		-	-	-	-	-	-	-	-
Barrels, drums, pails and other metal containers.....	10	32		-	-	-	-	-	-	-	-
Barrels, drums, pails and other metal containers.....	10	3201		-	-	-	-	-	-	-	-
Hardware.....	10	4		-	-	-	-	-	-	-	-
Hardware, n.e.c.....	10	41		-	-	-	-	-	-	-	-
Builders' hardware.....	10	4101		-	-	-	-	-	-	-	-
Transportation equipment hardware.....				-	-	-	-	-	-	-	-
Furniture hardware.....				-	-	-	-	-	-	-	-
Other miscellaneous hardware.....			06/85	-	-	-	-	-	-	-	-
Hand and edge tools.....	10	42		-	-	-	-	-	-	-	-
Hand and edge tools.....	10	4201		-	-	-	-	-	-	-	-
Plumbing fixtures and fittings.....	10	5		328.584	329.959	331.686	332.722	332.436	0.5	0.3	-0.1
Plumbing fixture fittings and trim.....	10	54		386.468	387.363	390.200	390.490	390.812	0.7	0.1	0.1
Plumbing fixtures, fittings, and trim.....	10	5402		386.515	387.325	390.044	390.315	390.695	0.7	0.1	0.1
Enameled iron & metal sanitary ware.....	10	56	12/86	-	-	-	-	-	-	-	-
Enameled iron and metal sanitary ware.....	10	5601	12/86	-	-	-	-	-	-	-	-
Heating equipment.....	10	6		-	-	-	-	-	-	-	-
Steam and hot water equipment.....	10	61		-	-	-	-	-	-	-	-
Steam and hot water equipment.....	10	6101		-	-	-	-	-	-	-	-
Furnaces and heaters, including parts.....	10	62		-	-	-	-	-	-	-	-
Furnaces and heaters, including parts.....	10	6201		-	-	-	-	-	-	-	-
Other heating equipment, non-electric, including parts.....	10	63		333.809	335.473	335.805	352.320	354.432	0.1	4.9	0.6
Other heating equipment, non-electric, including parts.....	10	6301		333.809	335.473	335.805	352.320	354.432	0.1	4.9	0.6
Domestic heating stoves.....	10	64		-	-	-	-	-	-	-	-
Domestic heating stoves.....	10	6401		-	-	-	-	-	-	-	-
Domestic water heaters.....	10	66		-	-	-	-	-	-	-	-
Domestic water heaters.....	10	6601		-	-	-	-	-	-	-	-
Fabricated structural metal products.....	10	7		369.042	367.467	367.490	365.604	365.854	0.0	-0.5	0.1
Metal doors, sash, and trim.....	10	71		-	-	-	-	-	-	-	-
Metal doors and frames (except storm).....	10	7102	06/83	-	-	-	-	-	-	-	-
Metal windows (except storm sash).....			06/83	-	-	-	-	-	-	-	-
Metal molding and trim and store fronts.....			06/83	-	-	-	-	-	-	-	-
Metal combination screen, storm sash, and storm doors.....			06/83	-	-	-	-	-	-	-	-
Metal window and door screens (except combination screens) and metal weather strip.....			05/16	-	-	-	-	-	-	-	-
Metal tanks.....	10	72		-	-	-	-	-	-	-	-
Metal tanks.....	10	7201		-	-	-	-	-	-	-	-
Sheet metal products.....	10	73		-	-	-	-	-	-	-	-
Sheet metal products.....	10	7301		-	-	-	-	-	-	-	-
Structural, architectural, and pre-engineered metal products.....	10	74		375.992	372.821	369.553	365.979	365.384	-0.9	-1.0	-0.2
Fabricated structural metal.....	10	7405		371.280	368.810	368.852	366.711	363.547	0.0	-0.6	-0.9
Custom roll form products.....	10	7407		-	-	-	-	-	-	-	-
Ornamental and architectural metal work.....			12/83	-	-	-	-	-	-	-	-
Fabricated metal pipe, tube, and fittings.....			12/11	-	-	-	-	-	-	-	-
Heat exchangers and steam condensers.....				-	-	-	-	-	-	-	-
Heat exchangers, steam condensers, and steel power boilers.....	10	7501		-	-	-	-	-	-	-	-
Fabricated steel plate.....	10	76		-	-	-	-	-	-	-	-
Fabricated steel plate.....	10	7601		-	-	-	-	-	-	-	-
Prefabricated metal buildings.....	10	79		-	-	-	-	-	-	-	-
Prefabricated metal building systems (excl. farm service bldgs, residential bldgs, and parts).....	10	7901		-	-	-	-	-	-	-	-
Farm service buildings and other prefabricated and portable buildings, steel and aluminum.....	10	7902		-	-	-	-	-	-	-	-
Panels, parts, and sections for prefabricated buildings, steel and aluminum.....				-	-	-	-	-	-	-	-
Miscellaneous metal products.....	10	8		-	-	-	-	-	-	-	-

See footnotes at end of table.

Table 8. Producer price indexes and percentage changes for selected commodity and service groupings and individual items, seasonally adjusted — Continued
 [December 2022, Index base 1982=100, unless otherwise indicated]

Title	Commodity code		Other index base	Seasonally adjusted index ¹					Seasonally adjusted 1-month percent change ¹		
	Group code	Item code		Aug. 2022	Sept. 2022 ^P	Oct. 2022 ^P	Nov. 2022 ^P	Dec. 2022 ^P	Sept. to Oct. ^P	Oct. to Nov. ^P	Nov. to Dec. ^P
Bolts, nuts, screws, rivets, and washers.....	10	81		-	-	-	-	-	-	-	-
Externally threaded fasteners, except aircraft types.....			06/82	-	-	-	-	-	-	-	-
Internally threaded fasteners, except aircraft types.....			06/82	-	-	-	-	-	-	-	-
Nonthreaded metal fasteners, except aircraft types.....			06/82	-	-	-	-	-	-	-	-
Aircraft fasteners, except plastics (including aerospace).....			06/82	-	-	-	-	-	-	-	-
Formed products, except fasteners, made by cold-, warm-, or hot-heading processes.....			06/82	-	-	-	-	-	-	-	-
Lighting fixtures.....	10	83		-	-	-	-	-	-	-	-
Residential electric lighting fixtures, except portable.....				-	-	-	-	-	-	-	-
Commercial, institutional and industrial electric lighting fixtures.....	10	8303		-	-	-	-	-	-	-	-
Other lighting equipment.....	10	8305		-	-	-	-	-	-	-	-
Ammunition, except for small arms.....			12/85	-	-	-	-	-	-	-	-
Ammunition, except for small arms.....			12/85	-	-	-	-	-	-	-	-
Ordnance and ordnance accessories, n.e.c.....			12/85	-	-	-	-	-	-	-	-
Ordnance and ordnance accessories, n.e.c.....			12/85	-	-	-	-	-	-	-	-
Fabricated ferrous wire products.....	10	88		-	-	-	-	-	-	-	-
Ferrous wire rope, cable, forms and strand.....			06/82	-	-	-	-	-	-	-	-
Ferrous wire cloth, other woven wire products.....	10	8807		-	-	-	-	-	-	-	-
Other fabricated ferrous wire products.....	10	8809		-	-	-	-	-	-	-	-
Steel nails, staples, tacks, spikes and brads.....			06/09	-	-	-	-	-	-	-	-
Other miscellaneous metal products.....	10	89		-	-	-	-	-	-	-	-
Wire springs.....				-	-	-	-	-	-	-	-
Other metal products.....	10	8905		-	-	-	-	-	-	-	-
Metal stampings n.e.c.....			06/84	-	-	-	-	-	-	-	-
Metal foil and leaf.....			12/84	-	-	-	-	-	-	-	-
Heavy gauge springs.....	10	8909		-	-	-	-	-	-	-	-
Agricultural machinery and equipment.....	11	1		305.983	309.097	314.624	314.430	313.126	1.8	-0.1	-0.4
Agricultural machinery and equipment.....	11	14	12/02	191.550	193.531	196.998	196.825	195.997	1.8	-0.1	-0.4
Commercial turf and grounds care equipment, including parts and attachments.....	11	1401	12/02	-	-	-	-	-	-	-	-
Farm plows, harrows, rollers, pulverizers, etc., and attachments.....			12/02	-	-	-	-	-	-	-	-
Farm dairy equipment, sprayers and dusters, farm blowers, and attachments.....			12/02	-	-	-	-	-	-	-	-
Planting, seeding, and fertilizing machinery and attachments.....	11	1405	12/02	-	-	-	-	-	-	-	-
Harvesting machinery (except hay and straw) and attachments.....	11	1406	12/82	-	-	-	-	-	-	-	-
Haying machinery and attachments.....	11	1407	12/82	300.797	314.633	315.716	315.465	314.275	0.3	-0.1	-0.4
All other farm machinery and equipment, excluding parts, including attachments.....			12/02	-	-	-	-	-	-	-	-
Parts for farm machinery, for sale separately.....			12/02	-	-	-	-	-	-	-	-
Construction machinery and equipment.....	11	2		-	-	-	-	-	-	-	-
Tractors and attachments, ex. parts.....			12/99	-	-	-	-	-	-	-	-
Construction machinery for mounting (excluding parts, winches, snow clearing attachments).....			12/99	-	-	-	-	-	-	-	-
Tractor shovel loaders (skid steer, wheel, crawler, and integral design backhoes).....	11	2A04		-	-	-	-	-	-	-	-
Construction wheel and crawler tractors, dozers, self-propelled log skidders, etc.....			12/03	-	-	-	-	-	-	-	-
Power cranes, draglines, & shovels (excavators) (incl. surface mining equipment) (excl. parts).....	11	2B	12/99	-	-	-	-	-	-	-	-
Power cranes, draglines, & shovels (excavators) (incl. surface mining equip.) (excluding parts).....	11	2B05	12/99	-	-	-	-	-	-	-	-
Mixers, pavers, and related equipment (excluding parts).....	11	2C		-	-	-	-	-	-	-	-
Mixers, pavers, and related equipment (excluding parts).....	11	2C01		-	-	-	-	-	-	-	-
Off-highway, equipment, ex. parts.....			12/99	-	-	-	-	-	-	-	-
Off-highway trucks, haulers, truck-type tractor chassis, trailers, etc. (excluding parts).....	11	2D02	12/03	-	-	-	-	-	-	-	-
Graders, rollers & compactors, rough-terrain forklifts, scrapers, trenchers, etc. (excl. parts).....			12/03	-	-	-	-	-	-	-	-
Misc. construction machinery and equipment.....	11	2J	12/05	-	-	-	-	-	-	-	-
Winches, aerial work platforms, and automotive wrecker hoists, including parts and attachments.....			12/05	-	-	-	-	-	-	-	-
Other construction machinery and equipment (excluding parts).....	11	2J03	12/03	-	-	-	-	-	-	-	-
Parts for construction machinery and equipment, sold separately.....			12/99	-	-	-	-	-	-	-	-
Parts for construction machinery and equipment, sold separately.....			12/99	-	-	-	-	-	-	-	-
Metalworking machinery and equipment.....	11	3		228.435	229.237	229.760	231.358	232.224	0.2	0.7	0.4
Power-driven handtools, including parts and attachments.....	11	32		215.323	214.574	213.767	213.345	214.214	-0.4	-0.2	0.4
Power-driven handtools, including parts and attachments.....	11	3211	12/04	146.643	146.143	145.573	145.278	145.899	-0.4	-0.2	0.4
Welding machines and equipment.....	11	33		387.996	388.061	386.207	387.906	387.836	-0.5	0.4	0.0
Arc welding machines, components, and accessories, excluding electrodes and stud welding equip.....	11	3301		416.285	415.177	417.645	420.327	418.921	0.6	0.6	-0.3
Resistance welders, components, accessories, and electrodes.....				-	-	-	-	-	-	-	-

See footnotes at end of table.

Table 8. Producer price indexes and percentage changes for selected commodity and service groupings and individual items, seasonally adjusted — Continued
 [December 2022, Index base 1982=100, unless otherwise indicated]

Title	Commodity code		Other index base	Seasonally adjusted index ¹					Seasonally adjusted 1-month percent change ¹		
	Group code	Item code		Aug. 2022	Sept. 2022 ^P	Oct. 2022 ^P	Nov. 2022 ^P	Dec. 2022 ^P	Sept. to Oct. ^P	Oct. to Nov. ^P	Nov. to Dec. ^P
Gas welding and cutting equipment, parts, attachments, and accessories. . .	11	3304		-	-	-	-	-	-	-	-
Other welding equipment, components, and accessories (excluding arc, resistance, and gas)			12/00	-	-	-	-	-	-	-	-
Industrial process furnaces and ovens.	11	34		-	-	-	-	-	-	-	-
Industrial process furnaces and ovens, except parts and attachments.	11	3407	12/04	-	-	-	-	-	-	-	-
Parts and attachments for industrial process furnaces and ovens.			06/11	-	-	-	-	-	-	-	-
Cutting tools and accessories.	11	35		216.234	216.697	217.489	217.666	219.786	0.4	0.1	1.0
Small cutting tools.	11	3501		-	-	-	-	-	-	-	-
Other machine tool attachments and accessories.	11	3505	06/83	251.916	256.074	258.378	257.643	257.437	0.9	-0.3	-0.1
Abrasive products.	11	36		-	-	-	-	-	-	-	-
Nonmetallic sized grains, powders, and flour abrasives (incl. graded only)				-	-	-	-	-	-	-	-
Nonmetallic abrasive products (including diamond abrasives)	11	3603		-	-	-	-	-	-	-	-
Nonmetallic coated abrasive products and buffing wheels, polishing wheels, and laps.	11	3605		-	-	-	-	-	-	-	-
Metal cutting machine tools.	11	37		-	-	-	-	-	-	-	-
Other metal-cutting machine tools.			12/09	-	-	-	-	-	-	-	-
Metal machining centers.			12/09	-	-	-	-	-	-	-	-
Rebuilt metal-cutting machine tools and parts for metal-cutting machine tools.			12/02	-	-	-	-	-	-	-	-
Metal forming machine tools.	11	38		264.470	264.717	265.121	264.709	264.319	0.2	-0.2	-0.1
Metal-forming machine tools (except rebuilt and parts)	11	3826	12/09	132.375	132.466	132.664	132.550	132.217	0.1	-0.1	-0.3
Rebuilt metal-forming machine tools and parts for metal-forming machine tools.			12/02	-	-	-	-	-	-	-	-
Tools, dies, jigs, fixtures & ind. molds.				-	-	-	-	-	-	-	-
Special tools, dies, jigs, and fixtures.				-	-	-	-	-	-	-	-
Industrial molds and mold boxes.				-	-	-	-	-	-	-	-
Metalworking machinery n. e. c.			06/83	-	-	-	-	-	-	-	-
Other metalworking machinery.	11	3A02	06/83	-	-	-	-	-	-	-	-
General purpose machinery and equipment.	11	4		310.730	312.009	313.276	315.035	316.424	0.4	0.6	0.4
Pumps, compressors, and equipment.	11	41		329.473	332.272	334.173	336.887	337.285	0.6	0.8	0.1
Industrial pumps, except hydraulic fluid power pumps.	11	4102		327.618	328.488	331.592	332.481	333.392	0.9	0.3	0.3
Parts and attachments for air and gas compressors and vacuum pumps.	11	4107	06/84	-	-	-	-	-	-	-	-
Domestic water systems.	11	4113	12/03	203.732	204.207	204.554	-	-	0.2	-	-
Air and gas compressors and vacuum pumps.	11	4115	06/05	-	-	-	-	-	-	-	-
Other pumps, including parts and attachments.	11	4119	12/83	-	-	-	-	-	-	-	-
Elevators, escalators, and other lifts.	11	42		-	-	-	-	-	-	-	-
Elevators and moving stairways.				-	-	-	-	-	-	-	-
Parts and attachments for elevators and moving stairs (sold separately)	11	4202		-	-	-	-	-	-	-	-
Fluid power equipment.	11	43		324.042	325.834	325.817	327.266	327.966	0.0	0.4	0.2
Fluid power pumps and parts.	11	4301		278.879	278.832	278.676	279.545	281.339	-0.1	0.3	0.6
Fluid power valves.	11	4302		-	-	-	-	-	-	-	-
Fluid power cylinders, actuators, accumulators, cushions, & parts.	11	4303		-	-	-	-	-	-	-	-
Fluid power hose and tube fittings.				-	-	-	-	-	-	-	-
Parts for fluid power valves.	11	4305	06/91	-	-	-	-	-	-	-	-
Industrial material handling equipment.	11	44		-	-	-	-	-	-	-	-
Conveying equipment, except parts and accessories.	11	4402		-	-	-	-	-	-	-	-
Industrial trucks, trailers, and stackers.	11	4403		-	-	-	-	-	-	-	-
Hoists, overhead cranes, and monorail systems.	11	4404		-	-	-	-	-	-	-	-
Parts and accessories for conveyors and conveying systems.			09/18	-	-	-	-	-	-	-	-
Mechanical power transmission equipment.	11	45		-	-	-	-	-	-	-	-
Speed changers, drives, gears.	11	4501		-	-	-	-	-	-	-	-
Other power transmission equipment.	11	4502	12/84	-	-	-	-	-	-	-	-
Scales and balances.	11	46		-	-	-	-	-	-	-	-
Vehicle and industrial scales.	11	4611	12/91	-	-	-	-	-	-	-	-
Retail, commercial, household, and mailing scales and balances.	11	4612	12/91	181.436	181.611	181.697	182.310	183.600	0.0	0.3	0.7
Parts, attachments, and accessories for scales and balances.	11	4613	12/91	252.717	253.661	253.715	256.768	259.183	0.0	1.2	0.9
Air purification equipment and industrial and commercial fans and blowers.	11	47		290.114	290.022	293.424	293.218	294.031	1.2	-0.1	0.3
Fan, blower, air purification equipment.	11	4701		290.114	290.022	293.424	293.218	294.031	1.2	-0.1	0.3
Air conditioning and refrigeration equip.	11	48		-	-	-	-	-	-	-	-
Unitary air-conditioners, except air source heat pumps.				-	-	-	-	-	-	-	-
Commercial refrigeration equipment.	11	4803		388.902	387.990	393.294	393.635	396.132	1.4	0.1	0.6
All other miscellaneous refrigeration and air-conditioning equipment.	11	4806		-	-	-	-	-	-	-	-
Heat transfer equipment, including heat pumps.	11	4807	12/11	162.370	162.251	165.167	164.373	165.698	1.8	-0.5	0.8
Parts and accessories for air conditioning and heat transfer equipment.	11	4809	12/89	-	-	-	-	-	-	-	-
Refrigeration condensing units.			01/19	-	-	-	-	-	-	-	-
Miscellaneous general purpose equipment.	11	49		347.971	348.127	349.098	351.256	352.338	0.3	0.6	0.3
Metal valves, except fluid power.	11	4902	12/82	415.022	416.458	418.354	423.947	424.422	0.5	1.3	0.1
Metal pipe fittings, flanges, and unions.			12/82	-	-	-	-	-	-	-	-
Ball and roller bearings.	11	4905		-	-	-	-	-	-	-	-

See footnotes at end of table.

Table 8. Producer price indexes and percentage changes for selected commodity and service groupings and individual items, seasonally adjusted — Continued
 [December 2022, Index base 1982=100, unless otherwise indicated]

Title	Commodity code		Other index base	Seasonally adjusted index ¹					Seasonally adjusted 1-month percent change ¹		
	Group code	Item code		Aug. 2022	Sept. 2022 ^P	Oct. 2022 ^P	Nov. 2022 ^P	Dec. 2022 ^P	Sept. to Oct. ^P	Oct. to Nov. ^P	Nov. to Dec. ^P
Industrial patterns.....	11	4907	12/84	—	—	—	—	—	—	—	—
Filters and strainers.....	11	4908	12/84	291.846	293.497	291.676	290.314	293.185	-0.6	-0.5	1.0
Other miscellaneous general purpose equipment.....	11	4911	12/84	244.978	246.175	245.919	246.674	249.315	-0.1	0.3	1.1
Electronic computers and computer equipment.....			12/98	—	—	—	—	—	—	—	—
Electronic computers.....			12/04	—	—	—	—	—	—	—	—
Electronic computers.....			12/04	—	—	—	—	—	—	—	—
Computer storage devices.....			12/04	—	—	—	—	—	—	—	—
Computer storage devices (except parts, attachments and accessories).....			12/04	—	—	—	—	—	—	—	—
Computer peripheral equipment and parts.....			12/98	—	—	—	—	—	—	—	—
POS terminals, funds-transfer devices, computer terminals & other computer peripheral equip.....			06/99	—	—	—	—	—	—	—	—
Special industry machinery and equipment.....	11	6		266.540	267.595	267.897	268.319	269.703	0.1	0.2	0.5
Food products machinery.....	11	61		351.445	352.489	353.835	354.337	355.999	0.4	0.1	0.5
Dairy and milk products plant machinery and equipment.....				—	—	—	—	—	—	—	—
Commercial food products machinery (except packaging and cooking equipment).....	11	6104		—	—	—	—	—	—	—	—
Industrial food products machinery for processing foods, beverages, & animal & fowl feed.....	11	6105	12/83	367.394	367.495	369.975	369.798	371.163	0.7	0.0	0.4
Textile machinery and equipment.....	11	62		—	—	—	—	—	—	—	—
Textile machinery (except parts, attachments, and accessories).....	11	6212	06/86	—	—	—	—	—	—	—	—
Textile machinery parts and attachments.....				—	—	—	—	—	—	—	—
Sawmill and woodworking machinery.....	11	63		—	—	—	—	—	—	—	—
Sawmill and woodworking machinery.....			12/04	—	—	—	—	—	—	—	—
Paper industries machinery.....	11	64	06/82	—	—	—	—	—	—	—	—
Paper industries machinery.....	11	6401	06/82	—	—	—	—	—	—	—	—
Printing trades machinery and equipment.....				—	—	—	—	—	—	—	—
Other printing machinery and equipment.....			12/82	—	—	—	—	—	—	—	—
Other special industry machinery.....	11	66		250.528	250.796	249.899	250.120	251.181	-0.4	0.1	0.4
Plastics and rubber working machinery.....				—	—	—	—	—	—	—	—
Miscellaneous special industry machinery.....	11	6606		244.264	244.459	243.490	243.688	244.667	-0.4	0.1	0.4
Packing, packaging, and bottling machinery and parts.....	11	67		—	—	—	—	—	—	—	—
Packing, packaging, and bottling machinery and parts.....			06/06	—	—	—	—	—	—	—	—
Service industry machinery and parts.....	11	68	06/82	—	—	—	—	—	—	—	—
Service industry machinery and parts.....	11	6801	06/82	—	—	—	—	—	—	—	—
Commercial laundry and drycleaning machinery products.....	11	69	12/82	323.242	323.615	329.119	334.855	334.986	1.7	1.7	0.0
Commercial laundry and drycleaning machinery products.....	11	6909	06/03	182.877	183.086	186.202	189.449	189.517	1.7	1.7	0.0
Electrical machinery and equipment.....	11	7		131.059	131.390	131.693	132.275	132.783	0.2	0.4	0.4
Wiring devices.....	11	71		—	—	—	—	—	—	—	—
Current-carrying wiring devices.....	11	7101		—	—	—	—	—	—	—	—
Noncurrent-carrying wiring devices.....				—	—	—	—	—	—	—	—
Integrating and measuring instruments.....	11	72		—	—	—	—	—	—	—	—
Test equipment for electrical, radio, & communication circuits & motors.....			12/83	—	—	—	—	—	—	—	—
Motors, generators, motor generator sets.....	11	73		—	—	—	—	—	—	—	—
Fractional horsepower motors and generators.....	11	7303	06/83	210.784	211.631	209.940	209.355	208.358	-0.8	-0.3	-0.5
Integral horsepower motors and generators (excluding land transportation types).....	11	7304	06/83	—	—	—	—	—	—	—	—
Parts and supplies for motors and generators.....			06/83	—	—	—	—	—	—	—	—
Other motors and generators.....	11	7311	06/06	—	—	—	—	—	—	—	—
Transformers and power regulators.....	11	74		—	—	—	—	—	—	—	—
Power and distribution transformers, except parts.....			12/99	—	—	—	—	—	—	—	—
Other transformers and parts for transformers.....			12/99	—	—	—	—	—	—	—	—
Switchgear, switchboard, industrial controls equipment.....	11	75		—	—	—	—	—	—	—	—
Industrial controls and related parts and accessories.....	11	7507		—	—	—	—	—	—	—	—
Switchgear and switchboard apparatus.....			06/05	—	—	—	—	—	—	—	—
Communications and related equipment and miscellaneous electronic systems & equipment.....	11	76	12/85	128.888	128.943	129.259	129.822	130.115	0.2	0.4	0.2
Telephone and wireline data networking equipment.....	11	7601	12/85	—	—	—	—	—	—	—	—
Other communications and related equipment, including broadcast and wireless.....	11	7603	06/13	107.226	107.456	107.707	108.613	108.582	0.2	0.8	0.0
Electronic systems and equipment, n.e.c.....			12/03	—	—	—	—	—	—	—	—
Search, detection, navigation & guidance systems and equipment.....	11	7606	06/04	160.025	160.051	160.059	160.578	161.412	0.0	0.3	0.5
Electric lamp bulbs, tubes, and components.....	11	77		—	—	—	—	—	—	—	—
Electric lamp bulbs, tubes, and components.....			12/04	—	—	—	—	—	—	—	—
Electronic components and accessories.....	11	78		67.248	67.492	67.972	68.292	68.177	0.7	0.5	-0.2
Capacitors for electronic circuitry.....				—	—	—	—	—	—	—	—
Relays for electronic circuitry, industrial control overload, and switchgear type.....	11	7821		—	—	—	—	—	—	—	—
Switches, mechanical, for electronic circuitry.....	11	7822	06/82	—	—	—	—	—	—	—	—
Connectors for electronic circuitry.....	11	7824		235.685	235.783	241.649	242.264	242.808	2.5	0.3	0.2

See footnotes at end of table.

Table 8. Producer price indexes and percentage changes for selected commodity and service groupings and individual items, seasonally adjusted — Continued
 [December 2022, Index base 1982=100, unless otherwise indicated]

Title	Commodity code		Other index base	Seasonally adjusted index ¹					Seasonally adjusted 1-month percent change ¹		
	Group code	Item code		Aug. 2022	Sept. 2022 ^P	Oct. 2022 ^P	Nov. 2022 ^P	Dec. 2022 ^P	Sept. to Oct. ^P	Oct. to Nov. ^P	Nov. to Dec. ^P
Filters, crystals, and transducers.....			06/82	-	-	-	-	-	-	-	-
Integrated microcircuits.....			06/05	-	-	-	-	-	-	-	-
Other semiconductor and related devices.....	11	7847	06/05	72.563	73.358	73.483	74.414	74.400	0.2	1.3	0.0
Bare printed circuit boards.....			12/00	-	-	-	-	-	-	-	-
Electronic coils, transformers, and other inductors.....	11	7853	06/82	-	-	-	-	-	-	-	-
Microwave components, electron tubes, and other electronic components, n.e.c.....			06/00	-	-	-	-	-	-	-	-
Printed circuit assemblies, loaded boards, modules and consumer external modems.....	11	7861	06/82	93.508	93.541	92.145	92.306	92.269	-1.5	0.2	0.0
Miscellaneous electrical machinery and equipment.....				-	-	-	-	-	-	-	-
Storage batteries.....				-	-	-	-	-	-	-	-
Primary batteries.....				-	-	-	-	-	-	-	-
Carbon and graphite products.....	11	7903		-	-	-	-	-	-	-	-
X-ray and electromedical equipment.....	11	7905		-	-	-	-	-	-	-	-
Miscellaneous electrical industrial apparatus.....			12/85	-	-	-	-	-	-	-	-
All other electrical equipment and components, except industrial.....			12/06	-	-	-	-	-	-	-	-
Miscellaneous instruments.....	11	8		233.154	233.932	235.481	236.998	238.241	0.7	0.6	0.5
Automatic environmental controls for monitoring residential, commercial, and appliance use.....	11	81		-	-	-	-	-	-	-	-
Automatic environmental controls for monitoring residential, commercial, and appliance use.....	11	8105	12/03	-	-	-	-	-	-	-	-
Industrial process control instruments.....	11	82	06/83	272.776	273.109	273.776	277.211	280.126	0.2	1.3	1.1
Industrial process control instruments.....	11	8201	06/83	272.776	273.109	273.776	277.211	280.126	0.2	1.3	1.1
Fluid meters and counting devices.....	11	84	12/85	220.141	220.799	221.395	221.088	221.665	0.3	-0.1	0.3
Fluid meters and counting devices.....	11	8401	12/85	220.141	220.799	221.395	221.088	221.665	0.3	-0.1	0.3
Engineering and scientific instruments.....	11	85	12/85	266.900	268.230	268.733	272.948	277.248	0.2	1.6	1.6
Aeronautical, nautical, and navigational instruments.....	11	8501	12/85	306.048	308.388	310.067	310.382	319.912	0.5	0.1	3.1
Hospital beds and specialized hospital furniture.....			12/11	-	-	-	-	-	-	-	-
Measuring instruments and lenses.....	11	86	12/85	164.103	164.312	164.594	164.968	165.602	0.2	0.2	0.4
Sighting, tracking, and fire-control equipment, optical type.....	11	8601	12/85	-	-	-	-	-	-	-	-
All other miscellaneous optical instruments and lenses.....	11	8602	12/85	-	-	-	-	-	-	-	-
Laboratory analytical instruments.....	11	8603	12/85	173.767	174.082	174.427	174.882	175.770	0.2	0.3	0.5
Measuring & controlling devices, n.e.c.....	11	89	06/85	183.509	185.043	189.894	191.360	191.046	2.6	0.8	-0.2
Aircraft engine instruments.....			06/85	-	-	-	-	-	-	-	-
Nuclear radiation detection & monitoring instruments.....	11	8904	06/85	232.278	233.376	233.580	241.963	241.005	0.1	3.6	-0.4
Physical properties and kinematic testing equipment.....			06/04	-	-	-	-	-	-	-	-
Commercial, geophysical, meteorological & general-purpose instruments.....			06/04	-	-	-	-	-	-	-	-
Miscellaneous machinery.....	11	9		-	-	-	-	-	-	-	-
Oil field and gas field machinery.....	11	91		-	-	-	-	-	-	-	-
Oil and gas field drilling, surveying, and cementing machinery (except parts sold separately).....	11	9102		-	-	-	-	-	-	-	-
Oil field and gas field production machinery (except pumps and parts sold separately).....				-	-	-	-	-	-	-	-
Parts and attachments for oil and gas field machinery and equipment.....			12/10	-	-	-	-	-	-	-	-
Mining machinery and equipment.....	11	92		-	-	-	-	-	-	-	-
Mining machinery and equipment (except parts sold separately).....			09/19	-	-	-	-	-	-	-	-
Parts and attachments for mining machinery and equipment (sold separately).....	11	9253		306.999	309.584	310.435	311.246	314.485	0.3	0.3	1.0
Office and store machines and equipment.....				-	-	-	-	-	-	-	-
Coin-operated machines and mechanisms.....			05/18	-	-	-	-	-	-	-	-
Internal combustion engines.....	11	94		-	-	-	-	-	-	-	-
Diesel, semidiesel, and dual-fuel engines (except automotive).....	11	9407	12/82	-	-	-	-	-	-	-	-
Diesel, semidiesel, and dual-fuel engines for automobiles, trucks, and buses.....	11	9408	12/82	-	-	-	-	-	-	-	-
Parts & accessories for internal combustion engines, ex. aircraft & gasoline automotive engines.....	11	9413		231.603	232.537	236.493	236.643	237.070	1.7	0.1	0.2
Machine shop products.....	11	95		-	-	-	-	-	-	-	-
Machine shop products.....			06/84	-	-	-	-	-	-	-	-
Turbines and turbine generator sets.....			06/87	-	-	-	-	-	-	-	-
Turbines and turbine generator sets (excluding parts).....			06/87	-	-	-	-	-	-	-	-
Parts & accessories for turbines, turbine generators, and turbine generator sets.....			09/15	-	-	-	-	-	-	-	-
Parts & accessories for turbines, turbine generators, and turbine generator sets.....			09/15	-	-	-	-	-	-	-	-
Household furniture.....	12	1		-	-	-	-	-	-	-	-
Metal household furniture.....	12	11		-	-	-	-	-	-	-	-
Metal household furniture.....				-	-	-	-	-	-	-	-
Wood household furniture.....	12	12		-	-	-	-	-	-	-	-
Living room furniture (nonupholstered), wood.....	12	1201		-	-	-	-	-	-	-	-
Dining room furniture (nonupholstered), wood.....	12	1202		-	-	-	-	-	-	-	-

See footnotes at end of table.

Table 8. Producer price indexes and percentage changes for selected commodity and service groupings and individual items, seasonally adjusted — Continued
 [December 2022, Index base 1982=100, unless otherwise indicated]

Title	Commodity code		Other index base	Seasonally adjusted index ¹					Seasonally adjusted 1-month percent change ¹		
	Group code	Item code		Aug. 2022	Sept. 2022 ^P	Oct. 2022 ^P	Nov. 2022 ^P	Dec. 2022 ^P	Sept. to Oct. ^P	Oct. to Nov. ^P	Nov. to Dec. ^P
Bedroom furniture (nonupholstered), wood.....	12	1203		-	-	-	-	-	-	-	-
Other wood household furniture.....				-	-	-	-	-	-	-	-
Custom nonupholstered wood household furniture sold direct, excl. kitchen cabinets and vanities.....			06/12	-	-	-	-	-	-	-	-
Upholstered household furniture.....	12	13		-	-	-	-	-	-	-	-
Upholstered household furniture.....	12	1301		-	-	-	-	-	-	-	-
Bedding.....	12	14		-	-	-	-	-	-	-	-
Bedding.....				-	-	-	-	-	-	-	-
Metal porch, lawn, outdoor & casual furniture.....	12	15		351.091	353.983	359.158	378.120	378.946	1.5	5.3	0.2
Porch and lawn furniture.....	12	1501		351.091	353.983	359.158	378.120	378.946	1.5	5.3	0.2
Nonupholstered household furniture, except wood and metal.....			12/85	-	-	-	-	-	-	-	-
Nonupholstered household furniture, except wood and metal.....			12/85	-	-	-	-	-	-	-	-
Commercial furniture.....	12	2		-	-	-	-	-	-	-	-
Wood office furniture and store fixtures.....	12	21		-	-	-	-	-	-	-	-
Wood office furniture and store fixtures.....				-	-	-	-	-	-	-	-
Nonwood furniture and store fixtures.....	12	22		-	-	-	-	-	-	-	-
Nonwood commercial storage units, files, and tables.....				-	-	-	-	-	-	-	-
Nonwood commercial furniture.....				-	-	-	-	-	-	-	-
Nonwood partitions and fixtures.....			12/83	-	-	-	-	-	-	-	-
Public building furniture.....			12/84	-	-	-	-	-	-	-	-
Public building furniture.....			12/84	-	-	-	-	-	-	-	-
Commercial furniture and fixtures, n.e.c.....	12	24	12/85	273.227	272.849	272.795	281.298	282.256	0.0	3.1	0.3
Commercial furniture and fixtures, n.e.c.....	12	2401	12/85	273.227	272.849	272.795	281.298	282.256	0.0	3.1	0.3
Floor coverings.....	12	3		-	-	-	-	-	-	-	-
Carpets and rugs.....	12	31		-	-	-	-	-	-	-	-
Carpet and rugs.....				-	-	-	-	-	-	-	-
Resilient floor coverings.....	12	32		-	-	-	-	-	-	-	-
Resilient floor coverings.....	12	3201		-	-	-	-	-	-	-	-
Household appliances.....	12	4		-	-	-	-	-	-	-	-
Major appliances.....	12	41		-	-	-	-	-	-	-	-
Household cooking appliances.....				-	-	-	-	-	-	-	-
Household refrigeration equipment.....				-	-	-	-	-	-	-	-
Other major household appliances including room air-conditioners.....	12	4104		-	-	-	-	-	-	-	-
Household vacuum cleaners, including parts and attachments.....	12	43		-	-	-	-	-	-	-	-
Household vacuum cleaners and other floor care machines (including parts and attachments).....	12	4301		-	-	-	-	-	-	-	-
Electric housewares and fans.....	12	44		-	-	-	-	-	-	-	-
Parts and attachments for small electric household appliances, including fan parts.....			12/82	-	-	-	-	-	-	-	-
Small electric household appliances, including fans.....			05/21	-	-	-	-	-	-	-	-
Portable residential lighting fixtures, including parts and accessories.....	12	45		-	-	-	-	-	-	-	-
Portable residential lighting fixtures, including parts and accessories.....				-	-	-	-	-	-	-	-
Home electronic equipment.....	12	5		-	-	-	-	-	-	-	-
Speakers and commercial sound equipment.....	12	57	12/03	-	-	-	-	-	-	-	-
Speakers and commercial sound equipment.....	12	5707	12/03	-	-	-	-	-	-	-	-
Other home electronic equipment.....			06/04	-	-	-	-	-	-	-	-
Other consumer audio and video equipment, including television receivers..			01/17	-	-	-	-	-	-	-	-
Other household durable goods.....	12	6		-	-	-	-	-	-	-	-
Vitreous china, fine earthenware, and other pottery products.....	12	61		-	-	-	-	-	-	-	-
Vitreous china, porcelain, and earthenware table and kitchenware and other pottery products.....	12	6101		-	-	-	-	-	-	-	-
Mirrors (decorated and undecorated).....				-	-	-	-	-	-	-	-
Mirrors (decorated and undecorated), made from purchased glass.....				-	-	-	-	-	-	-	-
Lawn/garden equipment.....	12	66		-	-	-	-	-	-	-	-
Parts and attachments for consumer lawn, garden, and snow equipment....			12/82	-	-	-	-	-	-	-	-
Consumer lawn, garden, and snow equipment.....			05/18	-	-	-	-	-	-	-	-
Cutlery, flatware (except precious), razors and razor blades.....	12	67		-	-	-	-	-	-	-	-
Cutlery, flatware (except precious), razors and razor blades.....	12	6701		-	-	-	-	-	-	-	-
Metal kitchen utensil, pots, and pans.....				-	-	-	-	-	-	-	-
Metal kitchen utensil, pots, and pans.....				-	-	-	-	-	-	-	-
Window shades, blinds, and accessories.....	12	69	06/84	-	-	-	-	-	-	-	-
Window shades, blinds, and accessories.....	12	6901	06/84	-	-	-	-	-	-	-	-
Glass.....				-	-	-	-	-	-	-	-
Flat glass.....	13	11		-	-	-	-	-	-	-	-
Flat glass (float, sheet, and plate process).....				-	-	-	-	-	-	-	-
Specialty glass.....	13	1107		-	-	-	-	-	-	-	-
Other finished glassware.....	13	13	06/83	190.969	191.266	191.859	191.652	191.673	0.3	-0.1	0.0

See footnotes at end of table.

Table 8. Producer price indexes and percentage changes for selected commodity and service groupings and individual items, seasonally adjusted — Continued
 [December 2022, Index base 1982=100, unless otherwise indicated]

Title	Commodity code		Other index base	Seasonally adjusted index ¹					Seasonally adjusted 1-month percent change ¹		
	Group code	Item code		Aug. 2022	Sept. 2022 ^P	Oct. 2022 ^P	Nov. 2022 ^P	Dec. 2022 ^P	Sept. to Oct. ^P	Oct. to Nov. ^P	Nov. to Dec. ^P
Pressed and blown glassware.....	13	1301	06/83	193.901	194.224	194.827	194.619	194.688	0.3	-0.1	0.0
Concrete ingredients and related products.....	13	2		373.373	375.413	377.831	379.619	380.598	0.6	0.5	0.3
Construction sand, gravel, and crushed stone.....	13	21		425.904	427.829	429.183	430.657	431.732	0.3	0.3	0.2
Construction sand, gravel and crushed stone.....	13	2101		425.904	427.829	429.183	430.657	431.732	0.3	0.3	0.2
Cement, hydraulic.....	13	22		300.921	303.396	308.244	310.854	311.729	1.6	0.8	0.3
Cement, hydraulic.....	13	2201		300.921	303.396	308.244	310.854	311.729	1.6	0.8	0.3
Concrete products.....	13	3		337.668	341.007	343.391	346.724	350.248	0.7	1.0	1.0
Concrete block and brick.....	13	31		328.556	333.440	335.209	335.836	336.670	0.5	0.2	0.2
Structural concrete block.....	13	3111		338.724	343.744	346.931	347.555	348.362	0.9	0.2	0.2
Decorative concrete block.....	13	3121		287.719	291.782	293.497	294.052	295.571	0.6	0.2	0.5
Concrete brick.....				-	-	-	-	-	-	-	-
Concrete pavers.....	13	3141		281.684	286.222	286.170	286.362	287.065	0.0	0.1	0.2
Concrete pipe.....				-	-	-	-	-	-	-	-
Concrete pipe.....				-	-	-	-	-	-	-	-
Ready-mix concrete.....	13	33		332.179	336.047	338.850	343.176	348.533	0.8	1.3	1.6
Ready-mix concrete.....	13	3301		332.179	336.047	338.850	343.176	348.533	0.8	1.3	1.6
Precast concrete products.....	13	34		-	-	-	-	-	-	-	-
Precast concrete products.....	13	3401		-	-	-	-	-	-	-	-
Prestressed concrete products.....				-	-	-	-	-	-	-	-
Prestressed concrete products.....				-	-	-	-	-	-	-	-
Clay construction products ex. refractories.....	13	4		-	-	-	-	-	-	-	-
Brick and structural clay tile.....	13	42	12/84	-	-	-	-	-	-	-	-
Building or common brick.....	13	4201	12/84	-	-	-	-	-	-	-	-
Glazed brick and other brick (paving, floor, and sewer).....	13	4202	12/84	-	-	-	-	-	-	-	-
Clay floor and wall tile, glazed and unglazed.....	13	44		-	-	-	-	-	-	-	-
Clay floor and wall tile, glazed and unglazed (including quarry tile and ceramic mosaic tile).....				-	-	-	-	-	-	-	-
Structural clay products, n.e.c.....	13	45		-	-	-	-	-	-	-	-
Structural clay products, n.e.c.....	13	4501		-	-	-	-	-	-	-	-
Refractories.....	13	5		-	-	-	-	-	-	-	-
Clay refractories.....	13	52		-	-	-	-	-	-	-	-
Clay refractories.....	13	5201		-	-	-	-	-	-	-	-
Nonclay refractories.....	13	53		-	-	-	-	-	-	-	-
Nonclay refractories (excluding dead-burned magnesia).....	13	5301		-	-	-	-	-	-	-	-
Asphalt felts and coatings.....	13	6		-	-	-	-	-	-	-	-
Prepared asphalt and tar roofing and siding products.....	13	61		-	-	-	-	-	-	-	-
Prepared asphalt and tar roofing and siding products.....	13	6101		-	-	-	-	-	-	-	-
Roofing asphalts, pitches, coatings, and cement.....	13	62		-	-	-	-	-	-	-	-
Roofing asphalts, pitches, coatings, and cement.....	13	6201		-	-	-	-	-	-	-	-
Gypsum products.....	13	7		461.370	465.813	464.737	467.991	468.661	-0.2	0.7	0.1
Gypsum products.....	13	71		461.370	465.813	464.737	467.991	468.661	-0.2	0.7	0.1
Gypsum products.....	13	7101		461.370	465.813	464.737	467.991	468.661	-0.2	0.7	0.1
Glass containers.....	13	8		251.939	252.873	253.362	257.346	258.514	0.2	1.6	0.5
Glass containers.....	13	81		251.939	252.873	253.362	257.346	258.514	0.2	1.6	0.5
Glass containers (including value of packaging).....	13	8101		251.939	252.873	253.362	257.346	258.514	0.2	1.6	0.5
Other nonmetallic minerals.....	13	9		308.700	310.116	310.573	310.352	309.379	0.1	-0.1	-0.3
Insulation materials.....	13	92		-	-	-	-	-	-	-	-
Mineral wool for thermal and acoustical envelope insulation.....	13	9201		-	-	-	-	-	-	-	-
Mineral wool for industrial, equipment, and appliance insulation.....				-	-	-	-	-	-	-	-
Paving mixtures and blocks.....	13	94		399.344	399.845	398.246	398.200	389.516	-0.4	0.0	-2.2
Paving mixtures and blocks.....	13	9401		399.344	399.845	398.246	398.200	389.516	-0.4	0.0	-2.2
Cut stone and stone products.....			12/84	-	-	-	-	-	-	-	-
Cut stone and stone products.....			12/84	-	-	-	-	-	-	-	-
Gaskets, packing, and sealing devices.....	13	98	12/85	-	-	-	-	-	-	-	-
Gaskets and gasketing material.....	13	9801	12/85	-	-	-	-	-	-	-	-
Packing and sealing.....	13	9802	12/85	-	-	-	-	-	-	-	-
Nonmetallic minerals and products, n.e.c.....	13	99	06/82	281.587	282.875	282.671	281.906	282.605	-0.1	-0.3	0.2
Industrial sand.....	13	9901	06/82	-	-	-	-	-	-	-	-
Clay and stone mining and quarrying.....	13	9902	06/84	-	-	-	-	-	-	-	-
All other miscellaneous nonmetallic mineral products.....	13	9903	12/85	225.976	226.996	227.314	227.471	227.967	0.1	0.1	0.2
Motor vehicles and equipment.....	14	1		167.012	167.345	167.266	167.422	167.789	0.0	0.1	0.2
Motor vehicles.....	14	11		168.963	169.173	168.782	169.131	169.736	-0.2	0.2	0.4
Passenger cars and chassis.....	14	1101		143.472	143.563	141.408	141.606	141.570	-1.5	0.1	0.0
Motorcycles, including three-wheel motorbikes, motorscooters, mopeds, and parts.....	14	1104		-	-	-	-	-	-	-	-

See footnotes at end of table.

Table 8. Producer price indexes and percentage changes for selected commodity and service groupings and individual items, seasonally adjusted — Continued
 [December 2022, Index base 1982=100, unless otherwise indicated]

Title	Commodity code		Other index base	Seasonally adjusted index ¹					Seasonally adjusted 1-month percent change ¹		
	Group code	Item code		Aug. 2022	Sept. 2022 ^P	Oct. 2022 ^P	Nov. 2022 ^P	Dec. 2022 ^P	Sept. to Oct. ^P	Oct. to Nov. ^P	Nov. to Dec. ^P
Trucks, truck tractors, & bus chassis 14,000 lb or less, incl. minivans & suvs.	14	1105		193.750	194.028	195.240	195.773	197.167	0.6	0.3	0.7
Trucks, over 14,000 lbs GVW.	14	1106		-	-	-	-	-	-	-	-
Motor vehicles parts.	14	12		-	-	-	-	-	-	-	-
Motor vehicles parts.			12/03	-	-	-	-	-	-	-	-
Truck and bus bodies.	14	13	12/82	-	-	-	-	-	-	-	-
Truck and bus bodies sold separately.	14	1301	12/82	-	-	-	-	-	-	-	-
Complete vehicles on purchased chassis.			12/82	-	-	-	-	-	-	-	-
Truck trailers.	14	14		-	-	-	-	-	-	-	-
Truck trailers.	14	1406	12/86	-	-	-	-	-	-	-	-
Motor homes, built on purchased chassis.	14	15	06/84	-	-	-	-	-	-	-	-
Motor homes, built on purchased chassis.	14	1501	06/84	-	-	-	-	-	-	-	-
Travel trailers and campers.	14	16	06/84	-	-	-	-	-	-	-	-
Travel trailers.	14	1601	06/84	-	-	-	-	-	-	-	-
Camping trailers, campers, pick-up covers, and parts.	14	1602	06/84	-	-	-	-	-	-	-	-
Aircraft and aircraft equipment.	14	2		295.806	296.939	297.550	298.237	299.194	0.2	0.2	0.3
Aircraft.	14	21		329.883	330.086	331.167	332.056	333.332	0.3	0.3	0.4
Civilian aircraft.	14	2102	12/85	314.980	316.335	317.881	319.153	320.979	0.5	0.4	0.6
Military aircraft.			06/13	-	-	-	-	-	-	-	-
Aircraft engine and engine parts.	14	23	12/85	245.320	246.277	246.439	246.611	247.635	0.1	0.1	0.4
Aircraft engine and engine parts.	14	2301	12/85	245.320	246.277	246.439	246.611	247.635	0.1	0.1	0.4
Other aircraft parts and equipment.	14	25	06/85	197.649	200.023	200.081	200.654	200.796	0.0	0.3	0.1
Other aircraft parts and equipment.	14	2501	06/85	197.649	200.023	200.081	200.654	200.796	0.0	0.3	0.1
Ships and boats.	14	3		299.312	298.996	299.188	300.137	300.864	0.1	0.3	0.2
Ships.	14	31	12/85	-	-	-	-	-	-	-	-
Military self-propelled ships, new construction.			06/96	-	-	-	-	-	-	-	-
Nonmilitary self-propelled ships, new construction.			06/96	-	-	-	-	-	-	-	-
Boats.	14	32		339.246	341.608	342.608	343.957	346.434	0.3	0.4	0.7
Outboard motorboats, including commercial and military (except sailboats and lifeboats).	14	3201		387.706	390.636	393.182	394.232	397.135	0.7	0.3	0.7
Inboard motorboats, including commercial and military (except sailboats and lifeboats).	14	3202		341.234	341.804	344.891	348.696	351.790	0.9	1.1	0.9
Inboard-outdrive boats, including commercial and military (except sailboats and lifeboats).	14	3203		-	-	-	-	-	-	-	-
All other boats (excluding military and commercial).				-	-	-	-	-	-	-	-
Railroad equipment.	14	4		-	-	-	-	-	-	-	-
Railroad cars and locomotives.			05/22	-	-	-	-	-	-	-	-
Railroad cars and locomotives.			05/22	-	-	-	-	-	-	-	-
Railway maintenance of way equipment and parts.			05/22	-	-	-	-	-	-	-	-
Railway maintenance of way equipment and parts.				-	-	-	-	-	-	-	-
Transportation equipment, n.e.c.			06/85	-	-	-	-	-	-	-	-
Transportation equipment, n.e.c.			06/85	-	-	-	-	-	-	-	-
Other transportation equipment, incl. golf carts, vehicle trailers, and all-terrain vehicles.			06/85	-	-	-	-	-	-	-	-
Toys, sporting goods, small arms, etc.	15	1		200.422	200.228	200.981	203.592	205.917	0.4	1.3	1.1
Toys, games, and children's vehicles.	15	11		-	-	-	-	-	-	-	-
Toys, games, and children's vehicles.	15	1101		-	-	-	-	-	-	-	-
Sporting and athletic goods.	15	12		191.151	190.816	191.615	195.693	199.344	0.4	2.1	1.9
Sporting and athletic goods.	15	1201		191.151	190.816	191.615	195.693	199.344	0.4	2.1	1.9
Small arms and ammunition.	15	13		-	-	-	-	-	-	-	-
Small arms.	15	1301		-	-	-	-	-	-	-	-
Small arms ammunition.	15	1302		-	-	-	-	-	-	-	-
Other small arms ammunition products.	15	1303	06/85	-	-	-	-	-	-	-	-
Tobacco products, incl. stemmed & redried.	15	2		-	-	-	-	-	-	-	-
Cigarettes, excluding electronic.	15	21		-	-	-	-	-	-	-	-
Cigarettes, excluding electronic.	15	2101		-	-	-	-	-	-	-	-
Stemmed and redried tobacco.	15	24	06/84	-	-	-	-	-	-	-	-
Stemmed and redried tobacco.	15	24	06/84	-	-	-	-	-	-	-	-
Other tobacco products.	15	25	12/05	-	-	-	-	-	-	-	-
Other tobacco products.	15	2501	12/05	-	-	-	-	-	-	-	-
Notions.	15	3		-	-	-	-	-	-	-	-
Fasteners, zippers, buttons, needles, pins, and buckles.	15	32		-	-	-	-	-	-	-	-
Fasteners, zippers, buttons, needles, pins, and buckles.				-	-	-	-	-	-	-	-
Photographic equipment and supplies.	15	4		-	-	-	-	-	-	-	-
Photographic and photocopying equipment.	15	41		-	-	-	-	-	-	-	-
Photographic and photocopying equipment.			12/83	-	-	-	-	-	-	-	-
Photographic supplies.	15	42		-	-	-	-	-	-	-	-

See footnotes at end of table.

Table 8. Producer price indexes and percentage changes for selected commodity and service groupings and individual items, seasonally adjusted — Continued
 [December 2022, Index base 1982=100, unless otherwise indicated]

Title	Commodity code		Other index base	Seasonally adjusted index ¹					Seasonally adjusted 1-month percent change ¹		
	Group code	Item code		Aug. 2022	Sept. 2022 ^P	Oct. 2022 ^P	Nov. 2022 ^P	Dec. 2022 ^P	Sept. to Oct. ^P	Oct. to Nov. ^P	Nov. to Dec. ^P
Photographic supplies.....			12/83	-	-	-	-	-	-	-	-
Mobile homes.....	15	5		-	-	-	-	-	-	-	-
Manufactured homes (mobile homes), all sizes (incl. multisection).....	15	53		-	-	-	-	-	-	-	-
Manufactured mobile homes and nonresidential mobile buildings.....	15	5303	12/86	-	-	-	-	-	-	-	-
Medical, surgical & personal aid devices.....	15	6		194.651	195.355	195.799	195.661	196.290	0.2	-0.1	0.3
Surgical and medical instruments.....	15	62	06/82	147.043	148.439	148.730	148.559	148.855	0.2	-0.1	0.2
Surgical and medical instruments.....	15	6201	06/82	147.043	148.439	148.730	148.559	148.855	0.2	-0.1	0.2
Medical and surgical appliances and supplies.....	15	63	06/83	-	-	-	-	-	-	-	-
Medical and surgical appliances and supplies.....	15	6301	06/83	-	-	-	-	-	-	-	-
Ophthalmic goods.....	15	64	12/83	-	-	-	-	-	-	-	-
Ophthalmic goods.....	15	6401	12/83	-	-	-	-	-	-	-	-
Dental equipment and supplies.....	15	65	06/85	-	-	-	-	-	-	-	-
Dental equipment and supplies.....	15	6501	06/85	-	-	-	-	-	-	-	-
Other industrial safety equipment.....	15	7		-	-	-	-	-	-	-	-
Personal safety equipment and clothing.....	15	71		-	-	-	-	-	-	-	-
Personal safety equipment and clothing.....			06/04	-	-	-	-	-	-	-	-
Other miscellaneous products.....	15	9		-	-	-	-	-	-	-	-
Burial caskets.....	15	91		468.946	470.765	476.857	490.266	490.188	1.3	2.8	0.0
Burial caskets.....	15	9101		468.946	470.765	476.857	490.266	490.188	1.3	2.8	0.0
Musical instruments.....	15	93		-	-	-	-	-	-	-	-
Musical instruments.....	15	9301		-	-	-	-	-	-	-	-
Jewelry and jewelry products.....				-	-	-	-	-	-	-	-
Jewelry (gold and platinum) and silverware.....				-	-	-	-	-	-	-	-
Costume jewelry and novelties.....				-	-	-	-	-	-	-	-
All other jewelry and personal goods (excluding costume).....			06/07	-	-	-	-	-	-	-	-
Jewelers' material and lapidary work.....			12/08	-	-	-	-	-	-	-	-
Pens, pencils, and marking devices.....	15	95		218.176	218.661	218.262	219.022	218.691	-0.2	0.3	-0.2
Pens, markers, mechanical pencils, and associated parts.....	15	9502	12/85	206.246	206.386	206.605	-	-	0.1	-	-
Lead pencils, art goods, office supplies and small office equipment, excluding paper.....	15	9503	12/85	208.487	208.865	209.437	210.133	209.758	0.3	0.3	-0.2
Marking devices.....			12/85	-	-	-	-	-	-	-	-
Watches, clocks, watchcases, and parts.....	15	96		164.578	-	-	-	-	-	-	-
Watches, clocks, watchcases, and parts.....	15	9603	06/01	135.108	-	-	-	-	-	-	-
Brooms and brushes.....	15	97		-	-	-	-	-	-	-	-
Brooms, brushes and mops.....	15	9705	12/85	-	-	-	-	-	-	-	-
Miscellaneous products, n.e.c.....	15	9A	12/85	-	-	-	-	-	-	-	-
Candles.....			12/85	-	-	-	-	-	-	-	-
Signs and advertising displays.....			12/85	-	-	-	-	-	-	-	-
All other miscellaneous fabricated products and recyclable materials.....			12/85	-	-	-	-	-	-	-	-
Reproduction of audio and video media and software.....			12/03	-	-	-	-	-	-	-	-
Reproduction of audio and video media and software.....			12/03	-	-	-	-	-	-	-	-
Services²											
Transportation of freight and mail.....	30	1	06/09	170.089	170.146	169.609	170.631	168.871	-0.3	0.6	-1.0
Rail transportation of freight and mail.....	30	11	12/08	-	-	-	-	-	-	-	-
Rail transportation of freight and mail.....	30	1101	12/08	-	-	-	-	-	-	-	-
Truck transportation of freight.....	30	12	06/09	-	-	-	-	-	-	-	-
Local motor carrying.....	30	1201	06/09	-	-	-	-	-	-	-	-
Long-distance motor carrying.....	30	1202	06/09	-	-	-	-	-	-	-	-
Water transportation of freight.....			06/09	-	-	-	-	-	-	-	-
Deep sea water transportation of freight.....			12/08	-	-	-	-	-	-	-	-
Coastal and intercoastal water transportation of freight.....			12/08	-	-	-	-	-	-	-	-
Great Lakes-St Lawrence Seaway water transportation of freight.....	30	1303	12/08	-	-	-	-	-	-	-	-
Inland waterways transportation of freight.....			12/08	-	-	-	-	-	-	-	-
Air transportation of freight.....			12/08	-	-	-	-	-	-	-	-
Air transportation of freight.....			12/08	-	-	-	-	-	-	-	-
Courier, messenger, and U.S. postal services.....	30	16	06/09	176.664	177.372	178.070	178.957	178.266	0.4	0.5	-0.4
U.S. Postal Service.....	30	1601	06/89	268.469	268.841	271.549	271.443	271.989	1.0	0.0	0.2
Courier and messenger services, except air.....	30	1602	04/09	197.152	197.991	198.044	199.560	199.627	0.0	0.8	0.0
Air mail and package delivery services, excluding by USPS.....	30	1603	04/09	231.346	233.591	233.043	235.792	229.404	-0.2	1.2	-2.7
Pipeline transportation.....			05/22	-	-	-	-	-	-	-	-
Pipeline transportation of petroleum products.....	30	1701	12/08	181.193	181.042	181.837	182.564	183.064	0.4	0.4	0.3
Pipeline transportation of natural gas.....			05/22	-	-	-	-	-	-	-	-
Transportation of passengers (partial).....	30	2	06/09	143.672	143.306	147.566	140.012	144.228	3.0	-5.1	3.0
Rail transportation of passengers.....	30	21	12/08	134.300	133.891	133.741	133.639	133.424	-0.1	-0.1	-0.2
Rail transportation of passengers.....	30	2101	12/08	134.300	133.891	133.741	133.639	133.424	-0.1	-0.1	-0.2
Airline passenger services.....	30	22	12/08	132.478	132.141	136.129	129.064	133.011	3.0	-5.2	3.1

See footnotes at end of table.

Table 8. Producer price indexes and percentage changes for selected commodity and service groupings and individual items, seasonally adjusted — Continued
 [December 2022, Index base 1982=100, unless otherwise indicated]

Title	Commodity code		Other index base	Seasonally adjusted index ¹					Seasonally adjusted 1-month percent change ¹		
	Group code	Item code		Aug. 2022	Sept. 2022 ^P	Oct. 2022 ^P	Nov. 2022 ^P	Dec. 2022 ^P	Sept. to Oct. ^P	Oct. to Nov. ^P	Nov. to Dec. ^P
Airline passenger services.....	30	2201	12/08	132.478	132.141	136.129	129.064	133.011	3.0	-5.2	3.1
Services related to water transportation.....	31	1	06/09	135.563	135.030	135.166	135.992	136.080	0.1	0.6	0.1
Towing, tugging, docking, and related services.....	31	11	03/09	-	-	-	-	-	-	-	-
Towing, tugging, docking and related services.....	31	1101	03/09	-	-	-	-	-	-	-	-
Operation of port waterfront terminals.....			12/08	-	-	-	-	-	-	-	-
Operation of port waterfront terminals.....			12/08	-	-	-	-	-	-	-	-
Marine cargo handling.....	31	13	12/08	128.988	128.834	128.861	129.036	129.249	0.0	0.1	0.2
Marine cargo handling.....	31	1301	12/08	128.988	128.834	128.861	129.036	129.249	0.0	0.1	0.2
Services related to air transportation.....	31	2	04/09	132.107	130.935	131.098	132.593	132.953	0.1	1.1	0.3
Other airport operations, excluding aircraft maintenance and repair.....	31	21	04/09	132.107	130.935	131.098	132.593	132.953	0.1	1.1	0.3
Other airport operations, excluding aircraft maintenance and repair.....	31	2101	04/09	132.107	130.935	131.098	132.593	132.953	0.1	1.1	0.3
Other services related to transportation activities (partial).....			06/09	-	-	-	-	-	-	-	-
Arrangement of freight and cargo.....			12/08	-	-	-	-	-	-	-	-
Arrangement of freight and cargo.....			12/08	-	-	-	-	-	-	-	-
Freight forwarding.....			12/08	-	-	-	-	-	-	-	-
Freight forwarding.....			12/08	-	-	-	-	-	-	-	-
Warehousing, storage, and related services.....			12/08	-	-	-	-	-	-	-	-
Warehousing, storage, and related services.....			12/08	-	-	-	-	-	-	-	-
Warehousing, storage, and related services.....			12/08	-	-	-	-	-	-	-	-
Book, periodical, and newspaper publishing sales and subscriptions.....	33	1	06/09	145.439	148.499	149.374	146.217	147.818	0.6	-2.1	1.1
Sales of books.....	33	11		-	-	-	-	-	-	-	-
Sales of textbooks.....	33	1101		-	-	-	-	-	-	-	-
Sales of technical, scientific, and professional books.....	33	1102		725.559	725.093	734.844	747.858	739.415	1.3	1.8	-1.1
Sales of religious books.....				-	-	-	-	-	-	-	-
Sales of general adult and juvenile books.....				-	-	-	-	-	-	-	-
Sales of general reference books.....				-	-	-	-	-	-	-	-
Sales of digital books.....			09/15	-	-	-	-	-	-	-	-
Sales and subscriptions of periodicals and newspapers.....	33	12	06/09	145.335	154.008	153.675	147.855	148.926	-0.2	-3.8	0.7
Sales and subscriptions of periodicals.....			06/07	-	-	-	-	-	-	-	-
Newspaper subscription and single copy sales.....	33	1202		534.552	595.039	592.715	589.642	597.112	-0.4	-0.5	1.3
Directory, mailing list, and related compilations publishing sales.....			12/08	-	-	-	-	-	-	-	-
Directory, mailing list, and related compilations publishing sales.....			12/08	-	-	-	-	-	-	-	-
Directory, mailing list, and related compilations publishing sales.....			12/08	-	-	-	-	-	-	-	-
Greeting card publishing sales.....			12/85	-	-	-	-	-	-	-	-
Greeting card publishing sales.....			12/85	-	-	-	-	-	-	-	-
Greeting card publishing sales.....			12/85	-	-	-	-	-	-	-	-
Calendars, yearbooks, and other miscellaneous publishing sales.....			12/89	-	-	-	-	-	-	-	-
Calendars, yearbooks, and other miscellaneous publishing sales.....			12/89	-	-	-	-	-	-	-	-
Calendars, yearbooks, and other miscellaneous publishing sales.....			12/89	-	-	-	-	-	-	-	-
Internet publishing and broadcasting subscription, content access, and licensing sales.....			12/09	-	-	-	-	-	-	-	-
Internet publishing and broadcasting subscription, content access, and licensing sales.....			12/09	-	-	-	-	-	-	-	-
Internet publishing and broadcasting subscription, content access, and licensing sales.....			12/09	-	-	-	-	-	-	-	-
System software publishing.....			05/22	-	-	-	-	-	-	-	-
System software publishing.....			05/22	-	-	-	-	-	-	-	-
System software publishing.....			05/22	-	-	-	-	-	-	-	-
Application software publishing.....			06/09	-	-	-	-	-	-	-	-
Application software publishing.....			06/09	-	-	-	-	-	-	-	-
Desktop and portable device application software publishing.....			12/08	-	-	-	-	-	-	-	-
Application software publishing, cross-industry, vertical market, utilities, and other.....			12/08	-	-	-	-	-	-	-	-
Application software publishing, game software.....	34	2104	12/13	88.609	89.211	86.206	81.452	83.188	-3.4	-5.5	2.1
Affiliate agreements, programming sales, and retransmission fees for cable and broadcast tv.....	35	1	06/09	159.554	159.944	160.243	160.290	160.757	0.2	0.0	0.3
Affiliate agreements, programming sales, and retransmission fees for cable and broadcast tv.....	35	11	06/09	159.554	159.944	160.243	160.290	160.757	0.2	0.0	0.3
Affiliate agreements, programming sales, and retransmission fees for cable and broadcast tv.....	35	1101	12/08	162.524	162.921	163.219	163.271	163.739	0.2	0.0	0.3
Affiliate agreements, programming sales, and retransmission fees for radio.....			06/09	-	-	-	-	-	-	-	-
Affiliate agreements, programming sales, and retransmission fees for radio.....			06/09	-	-	-	-	-	-	-	-
Affiliate agreements, programming sales, and retransmission fees for radio.....			12/08	-	-	-	-	-	-	-	-
Advertising space sales in periodicals, newspapers, directories, and mailing lists.....	36	1	06/09	-	-	-	-	-	-	-	-

See footnotes at end of table.

Table 8. Producer price indexes and percentage changes for selected commodity and service groupings and individual items, seasonally adjusted — Continued
 [December 2022, Index base 1982=100, unless otherwise indicated]

Title	Commodity code		Other index base	Seasonally adjusted index ¹					Seasonally adjusted 1-month percent change ¹		
	Group code	Item code		Aug. 2022	Sept. 2022 ^P	Oct. 2022 ^P	Nov. 2022 ^P	Dec. 2022 ^P	Sept. to Oct. ^P	Oct. to Nov. ^P	Nov. to Dec. ^P
Advertising space sales in periodicals and newspapers.....	36	11	06/09	-	-	-	-	-	-	-	-
Advertising space sales in periodicals.....	36	1101		443.568	446.243	446.518	441.382	442.104	0.1	-1.2	0.2
Advertising space sales in newspapers.....	36	1102		-	-	-	-	-	-	-	-
Advertising space sales in directories and mailing lists.....	36	12	12/08	-	-	-	-	-	-	-	-
Advertising space sales in directories and mailing lists.....	36	1201	12/08	-	-	-	-	-	-	-	-
Television advertising time sales.....	36	2	06/09	98.348	97.196	101.578	100.050	101.601	4.5	-1.5	1.6
Television advertising time sales.....	36	21	06/09	98.348	97.196	101.578	100.050	101.601	4.5	-1.5	1.6
Broadcast and network television advertising time sales.....	36	2101	12/08	93.441	93.342	97.974	89.113	91.231	5.0	-9.0	2.4
Cable network advertising time sales.....	36	2102	12/08	-	-	-	-	-	-	-	-
Local cable system advertising time sales.....	36		12/08	-	-	-	-	-	-	-	-
Radio advertising time sales.....	36	3	03/09	97.581	102.443	99.416	102.404	99.984	-3.0	3.0	-2.4
Radio advertising time sales.....	36	31	03/09	97.581	102.443	99.416	102.404	99.984	-3.0	3.0	-2.4
Radio advertising time sales.....	36	3101	03/09	97.581	102.443	99.416	102.404	99.984	-3.0	3.0	-2.4
Internet advertising sales, excluding Internet advertising sold by print publishers.....			12/09	-	-	-	-	-	-	-	-
Internet advertising sales, excluding Internet advertising sold by print publishers.....			12/09	-	-	-	-	-	-	-	-
Internet advertising sales, excluding Internet advertising sold by print publishers.....			12/09	-	-	-	-	-	-	-	-
Wired telephone services.....	37	1	06/09	-	-	-	-	-	-	-	-
Residential wired telephone services.....	37	11	06/09	148.677	152.263	152.628	152.638	152.814	0.2	0.0	0.1
Local residential wired telephone service.....	37	1101	12/08	150.954	153.430	154.076	154.002	153.912	0.4	0.0	-0.1
Long distance residential wired telephone service.....	37	1102	03/09	145.281	151.384	151.195	150.855	151.518	-0.1	-0.2	0.4
All-distance residential wired telephone service.....	37	1103	12/11	140.501	140.989	141.474	141.586	142.072	0.3	0.1	0.3
Business wired telephone services.....			06/09	-	-	-	-	-	-	-	-
Local business wired telephone service.....			12/08	-	-	-	-	-	-	-	-
Long distance business wired telephone and other toll service.....	37	1202	04/09	96.711	97.753	99.230	99.056	99.995	1.5	-0.2	0.9
Private line wired telephone service.....	37	1204	12/11	93.442	93.145	92.722	93.079	93.381	-0.5	0.4	0.3
All-distance business wired telephone service (partial).....			05/22	-	-	-	-	-	-	-	-
Other telephone services.....			12/08	-	-	-	-	-	-	-	-
Other telephone services.....			12/08	-	-	-	-	-	-	-	-
Wireless telecommunication services.....	37	2	06/09	65.881	65.881	65.900	66.145	66.097	0.0	0.4	-0.1
Cellular phone and other wireless telecommunication services.....	37	21	03/09	64.367	64.368	64.387	64.629	64.585	0.0	0.4	-0.1
Cellular phone and other wireless telecommunication services.....	37	2101	03/09	64.367	64.368	64.387	64.629	64.585	0.0	0.4	-0.1
Cable and satellite subscriber services.....	37	3	12/08	151.455	153.166	154.147	155.766	156.776	0.6	1.1	0.6
Cable and satellite subscriber services.....	37	31	12/08	151.455	153.166	154.147	155.766	156.776	0.6	1.1	0.6
Cable and satellite subscriber services.....	37	3101	12/08	151.455	153.166	154.147	155.766	156.776	0.6	1.1	0.6
Internet access services.....			03/09	-	-	-	-	-	-	-	-
Internet access services.....			03/09	-	-	-	-	-	-	-	-
Residential Internet access services.....			12/11	-	-	-	-	-	-	-	-
Business Internet access services.....	37	4103	12/11	-	-	-	-	-	-	-	-
Bundled wired telecommunications access services.....			12/11	-	-	-	-	-	-	-	-
Bundled wired telecommunications access services.....			12/11	-	-	-	-	-	-	-	-
Bundled wired telecommunications access services.....			12/11	-	-	-	-	-	-	-	-
Data processing and related services.....			06/09	-	-	-	-	-	-	-	-
Data processing and related services.....			06/09	-	-	-	-	-	-	-	-
Hosting, ASP and other IT infrastructure provisioning services.....			12/08	-	-	-	-	-	-	-	-
Business process management services.....			12/08	-	-	-	-	-	-	-	-
Data management, information transformation and other services.....			12/08	-	-	-	-	-	-	-	-
Loan services (partial).....	39	1	06/09	163.289	170.204	175.479	187.200	184.141	3.1	6.7	-1.6
Business loans (partial).....	39	11	04/09	274.075	298.323	316.103	346.850	353.366	6.0	9.7	1.9
Business loans (partial).....	39	1101	04/09	274.075	298.323	316.103	346.850	353.366	6.0	9.7	1.9
Consumer loans (partial).....	39	12	06/09	123.569	123.022	123.012	127.191	118.507	0.0	3.4	-6.8
Residential real estate loans (partial).....			04/09	-	-	-	-	-	-	-	-
Vehicle loans (partial).....	39	1202	04/09	61.159	60.536	62.156	66.371	57.886	2.7	6.8	-12.8
Credit cards, overdraft credit, and related plans (partial).....	39	1203	04/09	164.509	166.182	170.179	174.218	179.092	2.4	2.4	2.8
Other loans and loan services (partial).....			04/09	-	-	-	-	-	-	-	-
Other loans and loan services (partial).....			04/09	-	-	-	-	-	-	-	-
Deposit services (partial).....			04/09	-	-	-	-	-	-	-	-
Deposit services (partial).....			04/09	-	-	-	-	-	-	-	-
Deposit services (partial).....			04/09	-	-	-	-	-	-	-	-
Other credit intermediation services, including trust services (partial).....			04/09	-	-	-	-	-	-	-	-
Other credit intermediation services, including trust services (partial).....			04/09	-	-	-	-	-	-	-	-
Other credit intermediation services, including trust services (partial).....			04/09	-	-	-	-	-	-	-	-

See footnotes at end of table.

Table 8. Producer price indexes and percentage changes for selected commodity and service groupings and individual items, seasonally adjusted — Continued
 [December 2022, Index base 1982=100, unless otherwise indicated]

Title	Commodity code		Other index base	Seasonally adjusted index ¹					Seasonally adjusted 1-month percent change ¹		
	Group code	Item code		Aug. 2022	Sept. 2022 ^P	Oct. 2022 ^P	Nov. 2022 ^P	Dec. 2022 ^P	Sept. to Oct. ^P	Oct. to Nov. ^P	Nov. to Dec. ^P
Securities brokerage, dealing, investment advice, and related services.			06/09	-	-	-	-	-	-	-	-
Securities brokerage, dealing, investment advice, and related services.			06/09	-	-	-	-	-	-	-	-
Securities brokerage, dealing, and investment advice.			12/08	-	-	-	-	-	-	-	-
Securities brokerage and dealing related services (partial).			12/08	-	-	-	-	-	-	-	-
Portfolio management.			12/08	-	-	-	-	-	-	-	-
Portfolio management.			12/08	-	-	-	-	-	-	-	-
Portfolio management.			12/08	-	-	-	-	-	-	-	-
Investment banking.			12/08	-	-	-	-	-	-	-	-
Investment banking.			12/08	-	-	-	-	-	-	-	-
Investment banking.			12/08	-	-	-	-	-	-	-	-
Insurance.	41	1	06/09	128.680	129.041	129.251	129.376	130.235	0.2	0.1	0.7
Insurance.	41	11	06/09	128.680	129.041	129.251	129.376	130.235	0.2	0.1	0.7
Life insurance.	41	1101	03/09	-	-	-	-	-	-	-	-
Disability insurance, including accidental death.	41	1102	03/09	-	-	-	-	-	-	-	-
Health and medical insurance.	41	1103	03/09	144.197	144.433	144.826	145.094	145.472	0.3	0.2	0.3
Property and casualty insurance.	41	1104	03/09	-	-	-	-	-	-	-	-
Annuities.			03/09	-	-	-	-	-	-	-	-
Annuities.			03/09	-	-	-	-	-	-	-	-
Annuities.			03/09	-	-	-	-	-	-	-	-
Commissions from sales of insurance.	42	1	06/09	-	-	-	-	-	-	-	-
Commissions from sales of insurance.	42	11	06/09	-	-	-	-	-	-	-	-
Commissions from sales of life insurance and annuities.	42	1101	06/09	104.748	104.725	104.615	104.609	104.687	-0.1	0.0	0.1
Commissions from sales of health and medical insurance.			06/09	-	-	-	-	-	-	-	-
Commissions from sales of property and casualty insurance.	42	1103	06/09	-	-	-	-	-	-	-	-
Commissions from sales of other insurance.			06/09	-	-	-	-	-	-	-	-
Nonresidential real estate services.			06/09	-	-	-	-	-	-	-	-
Nonresidential real estate rents.	43	11	06/09	-	-	-	-	-	-	-	-
Office buildings, gross rents.			12/08	-	-	-	-	-	-	-	-
Retail properties, gross rents.			04/09	-	-	-	-	-	-	-	-
Industrial buildings, gross rents.			04/09	-	-	-	-	-	-	-	-
Self-service storage and miniwarehouses, gross rents.	43	1104	12/08	-	-	-	-	-	-	-	-
Other nonresidential buildings, gross rents.			12/08	-	-	-	-	-	-	-	-
Nonresidential property sales and leases including land, brokerage fees and commissions.			12/08	-	-	-	-	-	-	-	-
Nonresidential property sales and leases including land, brokerage fees and commissions.			12/08	-	-	-	-	-	-	-	-
Nonresidential property management fees.			12/08	-	-	-	-	-	-	-	-
Nonresidential property management fees.			12/08	-	-	-	-	-	-	-	-
Residential real estate services (partial).	43	2	06/09	172.341	172.392	171.871	171.539	171.034	-0.3	-0.2	-0.3
Residential property sales and rental, brokerage fees and commissions.	43	21	12/08	191.986	192.160	191.307	190.478	190.359	-0.4	-0.4	-0.1
Residential property sales and rental, brokerage fees and commissions.	43	2101	12/08	191.986	192.160	191.307	190.478	190.359	-0.4	-0.4	-0.1
Residential property management fees.			12/08	-	-	-	-	-	-	-	-
Residential property management fees.			12/08	-	-	-	-	-	-	-	-
Real estate appraisal fees.			12/08	-	-	-	-	-	-	-	-
Real estate appraisal fees.			12/08	-	-	-	-	-	-	-	-
Real estate appraisal fees.			12/08	-	-	-	-	-	-	-	-
Passenger car rental.	44	1	03/09	111.984	111.244	114.014	109.801	108.872	2.5	-3.7	-0.8
Passenger car rental.	44	11	03/09	111.984	111.244	114.014	109.801	108.872	2.5	-3.7	-0.8
Passenger car rental.	44	1101	03/09	111.984	111.244	114.014	109.801	108.872	2.5	-3.7	-0.8
Truck, trailer, and RV rental and leasing.			06/09	-	-	-	-	-	-	-	-
Truck, trailer, and RV rental and leasing.			06/09	-	-	-	-	-	-	-	-
Truck, truck trailer and RV rental.			12/08	-	-	-	-	-	-	-	-
Truck, truck trailer and RV leasing.			12/08	-	-	-	-	-	-	-	-
Construction, mining, and forestry machinery and equipment rental and leasing.			03/09	-	-	-	-	-	-	-	-
Construction, mining, and forestry machinery and equipment rental and leasing.			03/09	-	-	-	-	-	-	-	-
Construction, mining, and forestry machinery and equipment rental and leasing.			03/09	-	-	-	-	-	-	-	-
Legal services.	45	1	03/09	154.070	155.270	155.936	156.604	156.973	0.4	0.4	0.2
Legal services.	45	11	03/09	154.070	155.270	155.936	156.604	156.973	0.4	0.4	0.2
Legal services.	45	1101	03/09	154.070	155.270	155.936	156.604	156.973	0.4	0.4	0.2
Accounting services (partial).	45	2	06/09	120.408	121.080	121.167	120.390	120.059	0.1	-0.6	-0.3
Accounting services, excluding payroll.	45	21	06/09	120.408	121.080	121.167	120.390	120.059	0.1	-0.6	-0.3
Financial auditing.	45	2101	12/08	-	-	-	-	-	-	-	-

See footnotes at end of table.

Table 8. Producer price indexes and percentage changes for selected commodity and service groupings and individual items, seasonally adjusted — Continued
 [December 2022, Index base 1982=100, unless otherwise indicated]

Title	Commodity code		Other index base	Seasonally adjusted index ¹					Seasonally adjusted 1-month percent change ¹		
	Group code	Item code		Aug. 2022	Sept. 2022 ^P	Oct. 2022 ^P	Nov. 2022 ^P	Dec. 2022 ^P	Sept. to Oct. ^P	Oct. to Nov. ^P	Nov. to Dec. ^P
Tax preparation and planning.....	45	2102	04/09	123.597	124.123	123.303	124.037	123.237	-0.7	0.6	-0.6
Bookkeeping and compilation.....			12/08	-	-	-	-	-	-	-	-
Other accounting services, including billing and review.....			12/08	-	-	-	-	-	-	-	-
Architectural and engineering services.....	45	3	06/09	128.856	129.010	128.995	129.434	129.331	0.0	0.3	-0.1
Architectural services.....			03/09	-	-	-	-	-	-	-	-
Architectural services.....			03/09	-	-	-	-	-	-	-	-
Engineering services.....	45	32	03/09	132.032	132.204	132.106	132.568	132.548	-0.1	0.3	0.0
Engineering services.....	45	3201	03/09	132.032	132.204	132.106	132.568	132.548	-0.1	0.3	0.0
Management, scientific, and technical consulting services.....	45	4	06/09	114.603	114.205	113.282	113.543	114.631	-0.8	0.2	1.0
Management consulting services.....	45	41	06/09	114.603	114.205	113.282	113.543	114.631	-0.8	0.2	1.0
Administrative and general management consulting services.....	45	4101	12/08	136.227	135.670	134.497	134.705	136.170	-0.9	0.2	1.1
Human resources consulting services.....			12/08	-	-	-	-	-	-	-	-
Marketing consulting services.....			12/08	-	-	-	-	-	-	-	-
Process, physical distribution, and logistics consulting services.....			12/08	-	-	-	-	-	-	-	-
Other management consulting services.....			12/08	-	-	-	-	-	-	-	-
Advertising and related services (partial).....			12/08	-	-	-	-	-	-	-	-
Advertising agency services.....			12/08	-	-	-	-	-	-	-	-
Advertising agency services.....			12/08	-	-	-	-	-	-	-	-
Information technology (IT) technical support and consulting services (partial).....	45	6	12/08	-	-	-	-	-	-	-	-
Information technology (IT) technical support and consulting services (partial).....	45	61	12/08	-	-	-	-	-	-	-	-
Information technology (IT) technical support and consulting services (partial).....	45	6101	12/08	-	-	-	-	-	-	-	-
Permanent placement services.....			03/09	-	-	-	-	-	-	-	-
Permanent placement services.....			03/09	-	-	-	-	-	-	-	-
Employment placement services.....			03/09	-	-	-	-	-	-	-	-
Executive search services.....			12/08	-	-	-	-	-	-	-	-
Executive search services.....			12/08	-	-	-	-	-	-	-	-
Executive search services.....			12/08	-	-	-	-	-	-	-	-
Staffing services.....	46	3	06/09	129.345	129.473	129.147	129.341	129.263	-0.3	0.2	-0.1
Temporary help services.....			03/09	-	-	-	-	-	-	-	-
Temporary help services.....			03/09	-	-	-	-	-	-	-	-
Co-employment staffing services.....	46	32	12/08	119.785	119.912	119.657	119.885	119.920	-0.2	0.2	0.0
Co-employment staffing services.....	46	3201	12/08	119.785	119.912	119.657	119.885	119.920	-0.2	0.2	0.0
Arrangement of flights (partial).....	47	1	06/09	102.028	102.035	101.202	101.563	100.237	-0.8	0.4	-1.3
Arrangement of international flights.....	47	11	12/08	110.598	110.569	108.775	109.337	107.635	-1.6	0.5	-1.6
Arrangement of international flights.....	47	1101	12/08	110.598	110.569	108.775	109.337	107.635	-1.6	0.5	-1.6
Arrangement of domestic flights.....			12/08	-	-	-	-	-	-	-	-
Arrangement of domestic flights (partial).....			12/08	-	-	-	-	-	-	-	-
Arrangement of vehicle rentals and lodging.....	47	2	12/08	-	-	-	-	-	-	-	-
Arrangement of vehicle rentals and lodging.....	47	21	12/08	-	-	-	-	-	-	-	-
Arrangement of vehicle rentals and lodging (partial).....	47	2101	12/08	-	-	-	-	-	-	-	-
Arrangement of cruises and tours.....			12/08	-	-	-	-	-	-	-	-
Arrangement of cruises and tours.....			12/08	-	-	-	-	-	-	-	-
Arrangement of cruises and tours.....			12/08	-	-	-	-	-	-	-	-
Other travel arrangements (partial).....			12/08	-	-	-	-	-	-	-	-
Other travel arrangements (partial).....			12/08	-	-	-	-	-	-	-	-
Other travel arrangements (partial).....			12/08	-	-	-	-	-	-	-	-
Security guard services.....			03/09	-	-	-	-	-	-	-	-
Security guard services.....			03/09	-	-	-	-	-	-	-	-
Security guard services.....			03/09	-	-	-	-	-	-	-	-
Janitorial services.....			03/09	-	-	-	-	-	-	-	-
Janitorial services.....			03/09	-	-	-	-	-	-	-	-
Janitorial services.....			03/09	-	-	-	-	-	-	-	-
Waste collection.....	50	1	12/08	154.614	155.373	156.579	157.264	158.080	0.8	0.4	0.5
Solid waste collection.....	50	11	12/08	154.614	155.373	156.579	157.264	158.080	0.8	0.4	0.5
Solid waste collection.....	50	1101	12/08	154.614	155.373	156.579	157.264	158.080	0.8	0.4	0.5
Outpatient care (partial).....	51	1	06/09	126.036	126.140	125.928	126.162	126.227	-0.2	0.2	0.1
Outpatient care (partial).....	51	11	06/09	126.036	126.140	125.928	126.162	126.227	-0.2	0.2	0.1
Physician care.....	51	1101	03/09	115.817	116.034	116.567	116.664	116.922	0.5	0.1	0.2
Medical laboratory and diagnostic imaging center care.....			03/09	-	-	-	-	-	-	-	-
Home health and hospice care.....	51	1103	12/08	119.893	120.050	121.214	121.338	121.546	1.0	0.1	0.2
Hospital outpatient care.....	51	1104	12/08	-	-	-	-	-	-	-	-

See footnotes at end of table.

Table 8. Producer price indexes and percentage changes for selected commodity and service groupings and individual items, seasonally adjusted — Continued
 [December 2022, Index base 1982=100, unless otherwise indicated]

Title	Commodity code		Other index base	Seasonally adjusted index ¹					Seasonally adjusted 1-month percent change ¹		
	Group code	Item code		Aug. 2022	Sept. 2022 ^P	Oct. 2022 ^P	Nov. 2022 ^P	Dec. 2022 ^P	Sept. to Oct. ^P	Oct. to Nov. ^P	Nov. to Dec. ^P
Dental care.....	51	1105	06/10	127.318	128.140	128.021	128.157	128.310	-0.1	0.1	0.1
Inpatient care.....	51	2	06/09	141.679	142.030	143.105	143.272	143.728	0.8	0.1	0.3
Inpatient care.....	51	21	06/09	141.679	142.030	143.105	143.272	143.728	0.8	0.1	0.3
Hospital inpatient care.....	51	2101	12/08	143.440	143.791	145.055	145.124	145.618	0.9	0.0	0.3
Nursing home care.....	51	2102	12/08	139.621	140.183	140.618	141.180	141.591	0.3	0.4	0.3
Intellectual and developmental disability center care.....	51	2103	12/08	175.977	175.306	176.065	176.345	176.361	0.4	0.2	0.0
Sales of blood and blood products, organs, and tissues.....			03/09	-	-	-	-	-	-	-	-
Sales of blood and blood products, organs, and tissues.....			03/09	-	-	-	-	-	-	-	-
Sales of blood and blood products, organs, and tissues.....			03/09	-	-	-	-	-	-	-	-
Traveler accommodation services.....	53	1	06/09	134.316	138.173	142.026	143.766	138.889	2.8	1.2	-3.4
Traveler accommodation services.....	53	11	06/09	134.316	138.173	142.026	143.766	138.889	2.8	1.2	-3.4
Guestroom or unit rental.....	53	1101	03/09	138.566	142.855	147.118	149.080	143.594	3.0	1.3	-3.7
Other traveler accommodation services.....			03/09	-	-	-	-	-	-	-	-
Food and beverage for immediate consumption services (partial).....	54	1	06/09	-	-	-	-	-	-	-	-
Food and nonalcoholic beverages for immediate consumption (partial).....	54	11	04/09	-	-	-	-	-	-	-	-
Food and nonalcoholic beverages for immediate consumption (partial).....	54	1101	04/09	-	-	-	-	-	-	-	-
Alcoholic beverages for immediate consumption (partial).....			12/08	-	-	-	-	-	-	-	-
Alcoholic beverages for immediate consumption (partial).....			12/08	-	-	-	-	-	-	-	-
Commercial and industrial machinery and equipment repair and maintenance. . .	55	1	03/09	147.283	148.707	150.279	150.644	150.900	1.1	0.2	0.2
Commercial and industrial machinery and equipment repair and maintenance.....	55	11	03/09	147.283	148.707	150.279	150.644	150.900	1.1	0.2	0.2
Commercial machinery repair and maintenance.....	55	1101	03/09	147.283	148.707	150.279	150.644	150.900	1.1	0.2	0.2
Motor vehicle repair and maintenance (partial).....	55	2	12/08	152.220	152.878	153.568	154.119	154.045	0.5	0.4	0.0
Motor vehicle repair and maintenance (partial).....	55	21	12/08	152.220	152.878	153.568	154.119	154.045	0.5	0.4	0.0
Motor vehicle repair and maintenance (partial).....	55	2101	12/08	152.220	152.878	153.568	154.119	154.045	0.5	0.4	0.0
Ship repair and maintenance.....			06/09	-	-	-	-	-	-	-	-
Ship repair and maintenance.....			06/09	-	-	-	-	-	-	-	-
Ship repair, military.....			12/08	-	-	-	-	-	-	-	-
Ship repair, nonmilitary.....	55	3102	12/08	-	-	-	-	-	-	-	-
Aircraft repair and maintenance.....	55	4	04/09	137.121	137.227	137.467	137.896	138.812	0.2	0.3	0.7
Aircraft repair and maintenance.....	55	41	04/09	137.121	137.227	137.467	137.896	138.812	0.2	0.3	0.7
Aircraft repair and maintenance.....	55	4101	04/09	137.121	137.227	137.467	137.896	138.812	0.2	0.3	0.7
Membership dues and admissions and recreation facility use fees (partial)	56	1	06/09	-	-	-	-	-	-	-	-
Membership dues and admissions and recreation facility use fees (partial)	56	11	06/09	-	-	-	-	-	-	-	-
Membership dues.....	56	1101	04/09	-	-	-	-	-	-	-	-
Admissions and recreational facilities use fees (partial).....	56	1102	12/08	-	-	-	-	-	-	-	-
Recreational activity instruction fees (partial).....	56	2	12/08	-	-	-	-	-	-	-	-
Recreational activity instruction fees (partial).....	56	21	12/08	-	-	-	-	-	-	-	-
Recreational activity instruction fees (partial).....	56	2101	12/08	-	-	-	-	-	-	-	-
Gaming receipts (partial).....			12/08	-	-	-	-	-	-	-	-
Gaming receipts (partial).....			12/08	-	-	-	-	-	-	-	-
Gaming receipts (partial).....			12/08	-	-	-	-	-	-	-	-
Machinery and equipment and parts and supplies wholesaling.....			06/09	-	-	-	-	-	-	-	-
Machinery and equipment and parts and supplies wholesaling.....			06/09	-	-	-	-	-	-	-	-
Parts and supplies for machinery and equipment wholesaling.....			03/09	-	-	-	-	-	-	-	-
Machinery and vehicle wholesaling.....			05/19	-	-	-	-	-	-	-	-
Professional and commercial equipment wholesaling.....			05/19	-	-	-	-	-	-	-	-
Furnishings wholesaling.....			03/09	-	-	-	-	-	-	-	-
Furnishings wholesaling.....			03/09	-	-	-	-	-	-	-	-
Furnishings wholesaling.....			03/09	-	-	-	-	-	-	-	-
Building materials, paint, and hardware wholesaling.....	57	3	03/09	142.729	139.741	142.484	141.128	141.193	2.0	-1.0	0.0
Building materials, paint, and hardware wholesaling.....	57	31	03/09	142.729	139.741	142.484	141.128	141.193	2.0	-1.0	0.0
Building materials, paint, and hardware wholesaling.....	57	3101	03/09	142.729	139.741	142.484	141.128	141.193	2.0	-1.0	0.0
Metals, minerals, and ores wholesaling.....			03/09	-	-	-	-	-	-	-	-
Metals, minerals, and ores wholesaling.....			03/09	-	-	-	-	-	-	-	-
Metals, minerals, and ores wholesaling.....			03/09	-	-	-	-	-	-	-	-
Chemicals and allied products wholesaling.....	57	5	03/09	-	-	-	-	-	-	-	-
Chemicals and allied products wholesaling.....	57	51	03/09	-	-	-	-	-	-	-	-
Chemicals and allied products wholesaling.....	57	5101	03/09	-	-	-	-	-	-	-	-
Paper and plastics products wholesaling.....			03/09	-	-	-	-	-	-	-	-
Paper and plastics products wholesaling.....			03/09	-	-	-	-	-	-	-	-
Paper and plastics products wholesaling.....			03/09	-	-	-	-	-	-	-	-

See footnotes at end of table.

Table 8. Producer price indexes and percentage changes for selected commodity and service groupings and individual items, seasonally adjusted — Continued
 [December 2022, Index base 1982=100, unless otherwise indicated]

Title	Commodity code		Other index base	Seasonally adjusted index ¹					Seasonally adjusted 1-month percent change ¹		
	Group code	Item code		Aug. 2022	Sept. 2022 ^P	Oct. 2022 ^P	Nov. 2022 ^P	Dec. 2022 ^P	Sept. to Oct. ^P	Oct. to Nov. ^P	Nov. to Dec. ^P
Apparel wholesaling.....			03/09	-	-	-	-	-	-	-	-
Apparel wholesaling.....			03/09	-	-	-	-	-	-	-	-
Apparel wholesaling.....			03/09	-	-	-	-	-	-	-	-
Food and alcohol wholesaling.....			06/09	-	-	-	-	-	-	-	-
Food and alcohol wholesaling.....			06/09	-	-	-	-	-	-	-	-
Food wholesaling.....			03/09	-	-	-	-	-	-	-	-
Alcohol wholesaling.....			02/09	-	-	-	-	-	-	-	-
Other commodities wholesaling.....			03/09	-	-	-	-	-	-	-	-
Other commodities wholesaling.....			03/09	-	-	-	-	-	-	-	-
Other commodities wholesaling.....			03/09	-	-	-	-	-	-	-	-
Food and alcohol retailing.....	58	1	03/09	165.361	169.041	173.533	171.864	172.768	2.7	-1.0	0.5
Food and alcohol retailing.....	58	11	03/09	165.361	169.041	173.533	171.864	172.768	2.7	-1.0	0.5
Food retailing.....	58	1102	09/15	132.777	135.888	139.003	137.743	138.541	2.3	-0.9	0.6
Alcohol retailing.....			09/15	-	-	-	-	-	-	-	-
Health and beauty care retailing, including optical goods.....			03/09	-	-	-	-	-	-	-	-
Health and beauty care retailing, including optical goods.....			03/09	-	-	-	-	-	-	-	-
Health and beauty care retailing, including optical goods.....			03/09	-	-	-	-	-	-	-	-
Apparel, jewelry, footwear, and accessories retailing.....	58	3	06/09	123.833	125.035	124.112	124.033	121.794	-0.7	-0.1	-1.8
Apparel, jewelry, footwear, and accessories retailing.....	58	31	06/09	123.833	125.035	124.112	124.033	121.794	-0.7	-0.1	-1.8
Apparel, footwear, and accessories retailing.....	58	3101	03/09	119.842	121.678	122.641	119.490	116.592	0.8	-2.6	-2.4
Jewelry retailing.....	58	3102	03/09	-	-	-	-	-	-	-	-
Computer hardware, software, and supplies retailing.....			03/09	-	-	-	-	-	-	-	-
Computer hardware, software, and supplies retailing.....			03/09	-	-	-	-	-	-	-	-
Computer hardware, software, and supplies retailing.....			03/09	-	-	-	-	-	-	-	-
TV, video, and photographic equipment and supplies retailing.....			03/09	-	-	-	-	-	-	-	-
TV, video, and photographic equipment and supplies retailing.....			03/09	-	-	-	-	-	-	-	-
TV, video, and photographic equipment and supplies retailing.....			03/09	-	-	-	-	-	-	-	-
Automobiles and automobile parts retailing.....	58	6	06/09	206.822	206.750	199.531	196.474	197.859	-3.5	-1.5	0.7
Automobiles and automobile parts retailing.....	58	61	06/09	206.822	206.750	199.531	196.474	197.859	-3.5	-1.5	0.7
Automobile retailing (Partial).....	58	6101	03/09	242.197	240.612	227.721	219.922	221.518	-5.4	-3.4	0.7
Automotive parts, including tires, retailing.....			03/09	-	-	-	-	-	-	-	-
RVs, trailers, and campers retailing.....			03/09	-	-	-	-	-	-	-	-
RVs, trailers, and campers retailing.....			03/09	-	-	-	-	-	-	-	-
RVs, trailers, and campers retailing.....			03/09	-	-	-	-	-	-	-	-
Sporting goods, including boats, retailing.....	58	9	03/09	125.123	126.200	129.981	122.737	121.832	3.0	-5.6	-0.7
Sporting goods, including boats, retailing.....	58	91	03/09	125.123	126.200	129.981	122.737	121.832	3.0	-5.6	-0.7
Sporting goods, including boats, retailing.....	58	9101	03/09	125.123	126.200	129.981	122.737	121.832	3.0	-5.6	-0.7
Lawn, garden, and farm equipment and supplies retailing.....			03/09	-	-	-	-	-	-	-	-
Lawn, garden, and farm equipment and supplies retailing.....			03/09	-	-	-	-	-	-	-	-
Lawn, garden, and farm equipment and supplies retailing.....			03/09	-	-	-	-	-	-	-	-
Furniture retailing.....			03/09	-	-	-	-	-	-	-	-
Furniture retailing.....			03/09	-	-	-	-	-	-	-	-
Furniture retailing.....			03/09	-	-	-	-	-	-	-	-
Flooring and floor coverings retailing.....			03/09	-	-	-	-	-	-	-	-
Flooring and floor coverings retailing.....			03/09	-	-	-	-	-	-	-	-
Flooring and floor coverings retailing.....			03/09	-	-	-	-	-	-	-	-
Hardware and building materials and supplies retailing.....	58	D	03/09	168.546	165.120	169.276	171.213	170.864	2.5	1.1	-0.2
Hardware and building materials and supplies retailing.....	58	D1	03/09	168.546	165.120	169.276	171.213	170.864	2.5	1.1	-0.2
Hardware and building materials and supplies retailing.....	58	D101	03/09	168.546	165.120	169.276	171.213	170.864	2.5	1.1	-0.2
Major household appliance retailing.....	58	E	03/09	125.319	126.865	123.057	118.745	120.047	-3.0	-3.5	1.1
Major household appliance retailing.....	58	E1	03/09	125.319	126.865	123.057	118.745	120.047	-3.0	-3.5	1.1
Major household appliance retailing.....	58	E101	03/09	125.319	126.865	123.057	118.745	120.047	-3.0	-3.5	1.1
Fuels and lubricants retailing.....	58	F	06/09	309.039	286.234	281.275	289.167	340.017	-1.7	2.8	17.6
Fuels and lubricants retailing.....	58	F1	06/09	309.039	286.234	281.275	289.167	340.017	-1.7	2.8	17.6
Automotive fuels and lubricants retailing.....			03/09	-	-	-	-	-	-	-	-
Household fuels retailing.....	58	F102	03/09	162.321	166.658	148.374	173.620	202.779	-11.0	17.0	16.8
Cleaning supplies and paper products retailing.....			03/09	-	-	-	-	-	-	-	-
Cleaning supplies and paper products retailing.....			03/09	-	-	-	-	-	-	-	-
Cleaning supplies and paper products retailing.....			03/09	-	-	-	-	-	-	-	-
Book retailing.....			03/09	-	-	-	-	-	-	-	-
Book retailing.....			03/09	-	-	-	-	-	-	-	-
Book retailing.....			03/09	-	-	-	-	-	-	-	-

See footnotes at end of table.

Table 8. Producer price indexes and percentage changes for selected commodity and service groupings and individual items, seasonally adjusted — Continued
 [December 2022, Index base 1982=100, unless otherwise indicated]

Title	Commodity code		Other index base	Seasonally adjusted index ¹					Seasonally adjusted 1-month percent change ¹		
	Group code	Item code		Aug. 2022	Sept. 2022 ^p	Oct. 2022 ^p	Nov. 2022 ^p	Dec. 2022 ^p	Sept. to Oct. ^p	Oct. to Nov. ^p	Nov. to Dec. ^p
Other merchandise retailing (partial).....	58	1	03/09	137.165	137.028	134.994	138.440	139.191	-1.5	2.6	0.5
Other merchandise retailing (partial).....	58	11	03/09	137.165	137.028	134.994	138.440	139.191	-1.5	2.6	0.5
Other merchandise retailing (partial).....	58	1101	03/09	137.165	137.028	134.994	138.440	139.191	-1.5	2.6	0.5
Metal treatment services.....			12/84	-	-	-	-	-	-	-	-
Metal treatment services.....			12/84	-	-	-	-	-	-	-	-
Metal plating and polishing.....	59	1101	12/84	239.344	239.586	239.380	240.096	239.481	-0.1	0.3	-0.3
Metal coating and allied services.....			12/84	-	-	-	-	-	-	-	-
Metal heat treating.....			06/85	-	-	-	-	-	-	-	-
Mining services.....	60	1	06/85	-	-	-	-	-	-	-	-
Mining services.....	60	11	06/85	-	-	-	-	-	-	-	-
Metal mining services.....			12/85	-	-	-	-	-	-	-	-
Support activities for coal mining.....	60	1102	06/85	-	-	-	-	-	-	-	-
Drilling oil and gas wells services.....	60	1103	12/85	-	-	-	-	-	-	-	-
Support activities for oil and gas operations.....			12/85	-	-	-	-	-	-	-	-
Nonmetallic minerals mining services.....	60	1105	06/85	-	-	-	-	-	-	-	-
Contract work on textile products and apparel.....			06/10	-	-	-	-	-	-	-	-
Contract work on textile products and apparel.....			06/10	-	-	-	-	-	-	-	-
Contract work on textile products.....	61	1102	06/87	-	-	-	-	-	-	-	-
Contract work on apparel.....			06/87	-	-	-	-	-	-	-	-
Contract & commission receipts for tanning or finishing leather owned by others.....			06/11	-	-	-	-	-	-	-	-
Contract & commission receipts for tanning or finishing leather owned by others.....			06/11	-	-	-	-	-	-	-	-
Contract and commission receipts for tanning or finishing leather owned by others.....			12/97	-	-	-	-	-	-	-	-
New nonresidential building construction.....			06/09	-	-	-	-	-	-	-	-
New nonresidential building construction.....			06/09	-	-	-	-	-	-	-	-
New warehouse building construction.....			12/04	-	-	-	-	-	-	-	-
New school building construction.....			12/05	-	-	-	-	-	-	-	-
New office building construction.....			06/06	-	-	-	-	-	-	-	-
New industrial building construction.....			06/07	-	-	-	-	-	-	-	-
New health care building construction.....			06/12	-	-	-	-	-	-	-	-
Maintenance and repair of nonresidential buildings (partial).....	80	2	04/09	-	-	-	-	-	-	-	-
Maintenance and repair of nonresidential buildings (partial).....	80	21	04/09	-	-	-	-	-	-	-	-
Maintenance and repair of nonresidential buildings (partial).....	80	2101	04/09	-	-	-	-	-	-	-	-

¹ All indexes are subject to revision for 4 months after their originally scheduled publication to incorporate late reports and corrections by survey respondents. In addition, seasonally adjusted indexes are subject to change for up to 5 years due to the recalculation of seasonal factors published each January.

² Due to incomplete coverage of the services sector, some services indexes in this table reflect only a portion of their wherever-provided output. These indexes are flagged using the term "partial" at the end of their titles. For more information regarding wherever-provided services indexes, go to <https://www.bls.gov/ppi/wepnotice.htm>. This webpage includes methodology documentation, a table identifying missing coverage areas for those indexes with incomplete coverage, and a concordance table between wherever-provided services indexes and Census product codes.

^p Preliminary

"-" Seasonal tests did not indicate the presence of seasonality.

Table 9. Producer price indexes for commodity and service groupings and individual items, not seasonally adjusted

[December 2022, Index base 1982=100, unless otherwise indicated]

Title	Commodity code		Other index base	Unadjusted index ¹				
	Group code	Item code		Aug. 2022	Sept. 2022 ^P	Oct. 2022 ^P	Nov. 2022 ^P	Dec. 2022 ^P
Goods								
All commodities.....	00	000000		269.546	267.987	265.161	263.245	258.079
Industrial commodities.....	IND	THRU15		271.526	269.657	266.326	262.891	257.094
Farm products, processed foods and feeds.....	PFF	PLUS02		256.991	256.913	256.499	261.767	259.644
Farm products.....	01	—		246.943	247.386	249.279	261.386	259.525
Fruits & melons, fresh/dry vegs. & nuts.....	01	1		244.466	259.124	296.521	355.346	327.139
Fresh fruits and melons.....	01	11		171.092	168.953	188.321	194.273	179.071
Citrus fruits.....	01	1101		378.427	409.928	453.496	327.964	318.951
Grapefruits.....	01	110101		561.171	—	—	744.878	670.185
Lemons.....	01	110104		264.591	272.323	332.664	311.994	284.163
Valencia oranges.....	01	110105		240.478	263.236	285.193	—	—
Navel oranges.....	01	110106		—	—	—	239.989	224.503
Tangerines.....	01	110108	12/91	—	—	—	569.702	638.038
Other fruits and berries.....	01	1102		146.125	138.631	156.252	179.547	161.653
Plums and fresh prunes.....	01	110201	12/91	523.989	557.024	541.578	—	—
Nectarines.....	01	110202	12/91	142.189	160.676	—	—	—
Avocados.....	01	110205	12/91	321.006	352.477	364.234	352.477	334.782
Kiwifruit.....	01	110206	12/91	—	—	—	—	264.791
Granny Smith apples.....	01	110208	12/91	126.995	123.878	—	186.914	208.397
Golden delicious apples.....	01	110211	12/91	—	—	—	—	222.938
Red delicious apples.....	01	110215		227.405	239.417	317.616	300.091	310.527
McIntosh apples.....	01	110216		—	244.663	244.663	224.193	235.769
Peaches.....	01	110219		327.374	358.561	—	—	—
Gala apples.....	01	110220	03/15	94.675	119.649	112.966	119.739	125.748
Pears.....	01	110221		173.421	157.869	147.305	148.539	158.470
Strawberries.....	01	110222		164.860	87.582	185.467	288.505	198.940
Raspberries.....	01	110224	12/91	34.517	23.617	21.800	—	—
Blackberries.....	01	110225	12/91	53.718	44.765	41.781	—	—
Blueberries.....	01	110227	12/91	19.735	24.767	—	—	—
Grapes.....	01	110228		145.418	138.831	138.595	137.920	137.920
Table grapes.....	01	1102281	12/11	166.184	143.648	142.842	140.534	140.534
Wine grapes.....	01	1102283	12/11	109.906	109.906	109.906	109.906	109.906
Juice grapes.....	01	1102284	01/16	174.071	174.071	174.071	174.071	174.071
Fuji apples.....	01	110229	03/15	111.311	—	—	189.731	190.313
Empire apples.....	01	110230	10/15	—	—	137.466	129.535	137.466
Melons.....	01	1103	12/91	180.240	177.275	179.108	242.200	—
Cantaloupes.....	01	110301		176.391	190.352	210.867	293.046	—
Honeydews.....	01	110302	12/91	266.751	275.902	220.721	265.591	—
Watermelons.....	01	110303	12/91	292.241	270.733	269.713	—	—
Fresh and dry vegetables.....	01	13		301.996	349.342	427.500	590.591	535.247
Dry vegetables.....	01	1301		252.998	245.909	235.394	236.404	234.068
Dry beans.....	01	13011	09/15	187.727	176.235	161.604	161.354	159.289
Dry pinto beans.....	01	130110	12/91	499.210	439.228	389.775	388.778	388.778
Dry great northern beans.....	01	130111	12/91	384.127	384.127	384.127	439.002	439.002
Dry pink beans.....	01	130112	12/91	372.805	372.805	—	—	—
Dry pea beans.....	01	130113		274.508	268.269	245.042	238.876	238.669
Dry kidney beans.....	01	130114	12/11	133.892	125.081	122.957	119.377	117.765
Dry small red beans.....	01	130115	12/11	86.050	89.868	—	—	74.009
Dry garbanzo beans.....	01	130116	12/11	81.196	81.196	77.073	80.165	77.073
Dry black beans.....	01	130117	09/15	206.819	204.529	189.939	186.454	181.178
Dry peas and lentils.....	01	13012	09/15	135.069	138.544	140.884	142.588	141.726
Dry peas.....	01	130120	12/91	334.410	342.845	334.115	334.115	337.154
Dry lentils.....	01	130121	12/91	264.915	272.023	301.808	312.470	301.808
Fresh vegetables, except potatoes.....	01	1302		226.751	336.154	509.747	729.634	640.647
Cabbage.....	01	130211		353.086	275.178	299.297	316.561	325.082
Carrots.....	01	130212		185.795	210.453	230.326	252.425	253.730
Celery.....	01	130213		187.298	175.513	204.112	541.416	891.045
Sweet corn.....	01	130214		197.317	204.415	233.629	345.188	—
Lettuce.....	01	130215		254.327	518.948	1,097.774	1,736.783	1,393.390
Dry onions.....	01	130216		254.085	349.692	229.677	220.381	220.540
Tomatoes.....	01	130217		298.176	382.542	507.243	638.990	—
Snap beans.....	01	130218		205.564	232.972	—	553.110	358.404
Green peas.....	01	130219	12/91	207.475	—	—	—	—
Broccoli.....	01	130222	12/91	126.750	291.228	479.711	350.825	586.823
Cauliflower.....	01	130223	12/91	49.151	94.472	114.975	430.053	247.058
Spinach.....	01	130224	12/91	318.792	617.069	688.087	574.458	—

See footnotes at end of table.

Table 9. Producer price indexes for commodity and service groupings and individual items, not seasonally adjusted — Continued
 [December 2022, Index base 1982=100, unless otherwise indicated]

Title	Commodity code		Other index base	Unadjusted index ¹				
	Group code	Item code		Aug. 2022	Sept. 2022 ^P	Oct. 2022 ^P	Nov. 2022 ^P	Dec. 2022 ^P
Greens.....	01	130225	12/91	229.647	237.305	249.980	240.290	233.564
Endive.....	01	130226	12/91	515.439	492.221	535.174	619.920	905.517
Green peppers.....	01	130228	12/91	362.206	334.428	387.360	554.816	468.077
Eggplant.....	01	130229	12/91	—	—	535.152	275.369	341.557
Squash.....	01	130231	12/91	198.031	224.155	214.316	193.549	218.204
Beets.....	01	130232	12/91	116.927	140.401	215.696	229.869	166.090
Cucumbers.....	01	130234	12/91	222.232	183.015	305.448	380.019	241.550
Artichokes.....	01	130235	12/11	132.650	128.159	117.908	248.386	288.920
Pumpkins.....	01	130236	12/11	—	177.017	192.410	—	—
Sweet potatoes.....	01	1303		154.300	172.539	169.975	157.117	156.581
Sweet potatoes.....	01	130301	12/91	99.760	111.552	109.895	101.582	101.235
Potatoes.....	01	1306	12/11	288.393	235.163	160.299	205.183	211.265
Russet potatoes.....	01	130603	12/91	520.704	427.343	285.995	372.187	383.336
Round red potatoes.....	01	130604	12/91	328.894	272.623	236.801	239.694	236.347
Round yellow potatoes.....	01	130605	09/15	—	124.704	124.704	124.704	149.222
Tree nuts.....	01	19		1,307.458	1,307.458	1,266.015	1,266.015	1,266.015
Tree nuts.....	01	1901		1,307.458	1,307.458	1,266.015	1,266.015	1,266.015
Pecans.....	01	190101		732.203	732.203	732.203	732.203	732.203
Almonds.....	01	190102	12/91	361.015	361.015	361.015	361.015	361.015
Filberts.....	01	190103	12/91	281.736	281.736	281.736	281.736	281.736
Walnuts.....	01	190104	12/91	244.847	244.847	174.891	174.891	174.891
Macadamias.....	01	190105	12/91	506.013	506.013	506.013	506.013	506.013
Pistachios.....	01	190106	12/91	257.201	257.201	257.201	257.201	257.201
Grains.....	01	2		274.406	290.946	280.361	277.251	268.580
Wheat.....	01	21		243.104	265.841	275.984	266.950	247.614
Wheat.....	01	2101		243.104	265.841	275.984	266.950	247.614
Hard red winter wheat.....	01	210101		240.301	268.728	286.364	275.300	249.950
Hard red spring wheat.....	01	210102		278.524	293.390	299.877	298.903	289.167
Soft white wheat.....	01	210103		203.612	219.078	202.074	201.386	196.353
Soft red winter wheat.....	01	210104		229.143	259.999	269.807	247.226	222.846
Hard amber durum wheat.....	01	210105	12/84	293.118	256.549	283.732	303.107	289.013
Other grains.....	01	22		289.560	305.788	288.236	286.350	280.273
Barley.....	01	2201		304.839	273.203	303.094	310.517	310.320
Barley.....	01	220101		304.839	273.203	303.094	310.517	310.320
Corn.....	01	2202		283.299	299.918	281.492	279.628	273.727
Corn.....	01	220205		283.299	299.918	281.492	279.628	273.727
Oats.....	01	2203		299.579	282.722	273.044	277.288	266.478
Oats.....	01	220311		299.579	282.722	273.044	277.288	266.478
Sorghum.....	01	2205	12/91	309.077	325.694	335.042	327.241	315.151
Sorghum.....	01	220501	12/91	309.077	325.694	335.042	327.241	315.151
Rough rice.....	01	23	12/91	140.646	136.250	136.738	140.351	140.351
Rough rice.....	01	2301	12/91	140.646	136.250	136.738	140.351	140.351
Rough rice.....	01	230103	12/04	239.140	231.667	232.496	238.639	238.639
Long grain rough rice.....	01	2301031	09/15	144.954	148.624	148.624	151.376	151.376
Medium/short grain rough rice.....	01	2301032	09/15	174.522	147.771	149.682	156.688	156.688
Livestock.....	01	3		215.662	197.965	189.982	193.298	193.037
Slaughter cattle.....	01	31		218.016	214.558	213.255	221.936	224.831
Slaughter steers and heifers.....	01	3101		218.661	218.301	223.889	233.495	237.936
Slaughter steers and heifers.....	01	310199	12/91	207.190	206.849	212.144	221.246	225.454
Slaughter cows and bulls.....	01	3102		193.180	178.277	151.905	157.294	154.600
Slaughter cows and bulls.....	01	310299	12/91	173.728	160.325	136.609	141.455	139.032
Slaughter vealers.....	01	3103		99.526	100.101	100.024	100.033	99.985
Slaughter vealers.....	01	310399	12/91	85.981	86.478	86.411	86.419	86.377
Slaughter hogs.....	01	32		170.864	126.431	116.805	110.776	105.166
Slaughter barrows and gilts.....	01	3201		169.677	125.352	115.285	109.514	104.515
Slaughter barrows and gilts.....	01	320199	12/91	256.540	189.524	174.303	165.578	158.020
Slaughter sows.....	01	3202		181.890	142.105	150.971	136.417	108.951
Slaughter sows.....	01	320299	12/91	315.831	246.749	262.144	236.873	189.182
Slaughter lambs.....	01	33		257.304	263.809	249.526	334.883	290.703
Slaughter lambs.....	01	3301		257.304	263.809	249.526	334.883	290.703
Slaughter lambs.....	01	330199	12/91	296.747	304.248	287.776	386.217	335.266
Feeder and replacement cattle.....	01	34	09/21	115.208	117.231	110.930	114.611	116.508
Feeder and replacement cattle.....	01	3401	09/21	115.208	117.231	110.930	114.611	116.508
Feeder and replacement cattle.....	01	340199	09/21	115.208	117.231	110.930	114.611	116.508
Slaughter poultry.....	01	4		365.699	347.216	346.009	351.640	352.893

See footnotes at end of table.

Table 9. Producer price indexes for commodity and service groupings and individual items, not seasonally adjusted — Continued
 [December 2022, Index base 1982=100, unless otherwise indicated]

Title	Commodity code		Other index base	Unadjusted index ¹				
	Group code	Item code		Aug. 2022	Sept. 2022 ^P	Oct. 2022 ^P	Nov. 2022 ^P	Dec. 2022 ^P
Slaughter chickens.....	01	41		377.037	351.520	343.483	352.600	352.731
Broilers and other meat type chickens.....	01	4102		382.284	356.411	348.262	357.506	357.640
Slaughter chickens.....	01	410299	12/91	368.123	343.209	335.361	344.263	344.391
Slaughter turkeys.....	01	42		340.927	347.779	374.260	365.552	370.564
Slaughter turkeys.....	01	4201		340.927	347.779	374.260	365.552	370.564
Slaughter turkeys.....	01	420199	12/91	310.248	316.484	340.582	332.658	337.219
Slaughter ducks.....	01	43	12/91	277.476	282.842	282.841	290.941	299.422
Slaughter ducks.....	01	4301	12/91	277.476	282.842	282.841	290.941	299.422
Slaughter ducks.....	01	430199	12/91	277.476	282.842	282.841	290.941	299.422
Raw cotton.....	01	5		178.773	178.389	151.222	144.424	137.053
Raw cotton.....	01	51		176.948	176.569	149.679	142.951	135.655
Raw cotton.....	01	5101		176.948	176.569	149.679	142.951	135.655
Raw cotton.....	01	510101		176.948	176.569	149.679	142.951	135.655
Upland cotton.....	01	5101011	09/15	174.677	174.269	145.369	139.205	131.364
Pima cotton.....	01	5101012	09/15	194.364	194.364	194.364	180.971	180.971
Raw milk.....	01	6		185.385	186.148	197.592	195.303	183.061
Raw milk.....	01	61		186.135	186.901	198.391	196.093	183.802
Raw milk.....	01	6101		186.135	186.901	198.391	196.093	183.802
Raw milk.....	01	610102		186.135	186.901	198.391	196.093	183.802
Chicken eggs.....	01	7		367.822	412.206	502.166	600.677	782.151
Chicken eggs.....	01	71		367.822	412.206	502.166	600.677	782.151
Eggs for fresh use.....	01	7107	12/91	275.795	321.653	370.006	466.304	580.664
Eggs, jumbo.....	01	710701	12/84	330.092	370.051	421.247	493.376	621.208
Eggs, extra large.....	01	710702	12/84	319.111	380.591	434.368	523.935	660.043
Eggs, large.....	01	710703		342.341	392.250	459.172	577.707	727.756
Eggs, medium.....	01	710704	12/84	270.458	335.876	362.124	496.496	576.136
Eggs, small.....	01	710705	12/84	237.385	262.620	270.303	322.542	382.464
Breaker stock and checks and undergrades.....	01	7108	12/91	414.218	434.954	580.670	639.447	894.290
Breaker stock.....	01	710801	12/91	398.750	423.230	554.439	616.744	865.116
Checks and undergrades.....	01	710802	12/91	581.415	562.510	863.375	885.065	1,210.406
Hay, hayseeds, and oilseeds.....	01	8		317.217	319.561	295.872	303.680	316.105
Hay and hayseeds.....	01	81		502.002	527.374	530.239	450.456	546.646
Hay and hayseeds.....	01	8101		502.002	527.374	530.239	450.456	546.646
Alfalfa hay.....	01	810101		529.945	524.925	527.325	510.172	536.543
All other hay.....	01	810102	09/15	161.050	183.211	184.405	129.241	193.241
Oilseeds.....	01	83		282.690	282.398	256.852	273.938	276.599
Oilseeds.....	01	8301		282.690	282.398	256.852	273.938	276.599
Peanuts.....	01	830111		126.212	123.724	130.448	129.211	116.271
Cottonseed.....	01	830121		365.012	382.031	370.871	322.831	298.988
Soybeans.....	01	830131		259.504	259.933	233.422	252.096	256.533
Flaxseed.....	01	830151	12/91	364.669	354.246	354.246	344.124	354.246
Sunflower.....	01	830161	12/91	442.664	396.344	416.134	394.869	376.347
Canola.....	01	830171	12/11	135.625	123.088	126.843	138.163	132.021
Miscellaneous oil crops.....	01	830181	09/15	159.980	160.771	161.722	161.722	161.722
Processed foods and feeds.....	02	-		262.307	261.978	260.451	262.435	260.181
Cereal and bakery products.....	02	1		313.954	318.838	321.958	325.176	324.704
Bakery products.....	02	11		337.802	340.281	340.961	346.288	346.714
Bread (white, wheat, rye, etc.), including frozen.....	02	1102	06/06	167.395	169.327	168.164	169.848	171.612
Bread (white, wheat, rye, etc.), including frozen.....	02	110201	06/06	167.395	169.327	168.164	169.848	171.612
White pan bread.....	02	11020111	12/11	136.862	138.723	137.607	138.390	138.963
White hearth bread (French, Italian, etc.).....	02	11020112	12/11	139.827	141.204	140.689	141.959	142.119
Dark wheat breads (whole wheat, cracked wheat, multigrain, etc.).....	02	11020113	12/11	132.194	132.918	131.788	132.552	134.318
Other variety breads (rye, unleavened, raisin, potato, self-rising, salt-free, canned, etc.).....	02	11020114	12/11	122.126	123.786	123.176	126.095	129.491
Rolls (bread-type), muffins, bagels, and croissants.....	02	1105		343.075	348.530	348.494	369.456	365.800
Rolls (bread-type), muffins, bagels, and croissants.....	02	110505	06/06	167.378	170.039	170.021	180.248	178.464
Rolls, hamburger and wiener.....	02	11050501	12/11	123.609	126.902	126.126	137.136	137.899
All other rolls, bread-type (incl. muffins, bagels, and croissants).....	02	11050502	12/11	139.919	140.623	141.482	146.072	142.199
Other sweet goods, excluding frozen.....	02	1107		351.356	350.983	363.906	367.192	366.781
Other sweet goods, excluding frozen.....	02	110703	06/99	218.434	218.202	226.235	228.278	228.023
Soft cakes, excluding frozen.....	02	1108		415.331	416.309	416.989	413.800	412.205
Soft cakes, excluding frozen.....	02	110803	06/99	213.033	213.534	213.883	212.247	211.429
Cookies, crackers, and related products.....	02	1121		261.373	261.801	261.801	261.801	261.801
Cookies, wafers, and ice cream cones and cups (excluding frozen).....	02	112103	06/83	257.591	258.298	258.298	258.298	258.298

See footnotes at end of table.

Table 9. Producer price indexes for commodity and service groupings and individual items, not seasonally adjusted — Continued
 [December 2022, Index base 1982=100, unless otherwise indicated]

Title	Commodity code		Other index base	Unadjusted index ¹				
	Group code	Item code		Aug. 2022	Sept. 2022 ^P	Oct. 2022 ^P	Nov. 2022 ^P	Dec. 2022 ^P
Crackers, biscuits, and related products.....	02	112104	06/83	249.435	249.435	249.435	249.435	249.435
Crackers, biscuits, and related products.....	02	1121042	12/11	100.856	100.856	100.856	100.856	100.856
Retail bakery products.....	02	1130	06/14	151.944	152.223	153.797	153.797	154.800
Retail bakery products.....	02	113001	06/14	151.944	152.223	153.797	153.797	154.800
Flour and flour base mixes and doughs.....	02	12		262.250	272.585	277.313	278.876	274.742
Wheat flour.....	02	1203		281.101	290.301	298.070	300.138	291.412
Wheat flour.....	02	120301	06/83	274.435	283.417	291.001	293.020	284.502
Flour base mixes and doughs.....	02	1204		246.813	258.260	260.236	261.346	261.390
Flour base mixes and doughs.....	02	120401	06/83	259.345	271.373	273.450	274.617	274.662
Prepared flour mixes, including refrigerated and frozen doughs and batters, made in flour mills.....	02	1204011	12/11	127.378	132.977	132.982	133.088	133.787
Flour mixes, excluding cake mixes, made from purchased flour.....	02	1204013	12/11	134.222	140.113	141.405	142.118	142.056
Milled rice and byproducts.....	02	13		275.499	281.296	285.226	287.102	292.696
Head rice.....	02	1301		290.049	295.918	300.337	301.790	307.946
Head rice.....	02	130106	06/03	280.863	286.546	290.825	292.232	298.193
Head rice not packaged with other ingredients.....	02	1301066	12/11	131.226	133.457	135.597	136.343	137.286
Milled rice (incl second heads, screenings, brewers, bran, sharps, rice flour, and byproducts).....	02	1302	06/84	162.965	167.098	168.573	171.257	173.760
Milled rice (incl second heads, screenings, brewers, bran, sharps, rice flour, and byproducts).....	02	130201	06/84	162.965	167.098	168.573	171.257	173.760
Cereal and pasta products.....	02	14		291.463	293.822	299.159	300.070	300.759
Dry macaroni, spaghetti, and egg noodle products, made from purchased flour.....	02	1402	06/85	277.028	280.116	288.436	284.160	284.160
Dry macaroni, spaghetti, and egg noodle products, made from purchased flour.....	02	140203	12/02	227.985	230.526	237.373	233.855	233.855
Dry macaroni, spaghetti, and egg noodle products, made from purchased flour.....	02	14020303	06/09	153.642	155.355	159.969	157.598	157.598
Cereal and mill products, other than flour.....	02	1409	06/85	272.340	274.336	278.525	280.640	281.444
Manufactured starch, made by wet milling.....	02	140907	06/85	275.110	267.378	270.208	267.433	268.036
Wheat mill products, corn mill products, and other grain mill products except flour.....	02	140908	06/98	255.432	266.358	281.567	280.293	283.066
Wheat mill products, except flour.....	02	1409081	12/09	138.345	142.984	165.821	168.972	183.021
Corn mill products.....	02	1409082	12/09	153.648	161.544	174.922	173.975	172.589
Other grain mill products.....	02	1409083	12/09	191.481	197.357	183.627	179.511	177.827
Breakfast cereal.....	02	140909	12/11	124.306	124.489	124.374	126.479	126.479
Meats, poultry, and fish.....	02	2		242.311	235.198	226.390	228.566	221.632
Meats.....	02	21		223.971	220.092	215.323	217.655	217.691
Beef and veal products, fresh or frozen.....	02	2101		253.936	242.906	231.808	238.483	243.225
Beef, fresh/frozen variety meats, not canned or made into sausage, made in slaughtering plants.....	02	210126	06/08	206.261	212.124	212.214	222.490	215.366
Beef, fresh/frozen whole/half carcass, not canned or made into sausage, misp.....	02	210131	06/08	164.068	154.752	156.139	177.842	157.326
Beef, fresh/frozen, primal and subprimal cuts, made in slaughtering plants.....	02	210133	12/95	219.152	208.964	198.124	202.277	208.882
Lamb/mutton, fresh or frozen, not canned or made into sausage, made in slaughtering plants.....	02	2103		303.255	300.415	300.415	533.843	532.814
Lamb/mutton, fresh or frozen, not canned or made into sausage, made in slaughtering plants.....	02	210321	12/88	242.562	240.290	240.290	427.000	426.177
Pork products, fresh, frozen, or processed, except sausage.....	02	2104		171.048	171.753	172.334	170.558	167.177
Pork, fresh/frozen, unprocessed, all cuts, except sausage, made in slaughtering plants.....	02	210444	06/01	112.922	109.602	109.378	109.557	105.673
Pork, processed or cured, not canned or made into sausage.....	02	210447	06/01	179.208	186.631	188.314	184.065	183.441
Pork, processed or cured, not canned or made into sausage, made in slaughtering plants.....	02	2104471	06/08	156.881	190.551	187.204	181.103	186.478
Pork, processed or cured, not canned or made into sausage, mfpc.....	02	2104472	06/08	166.969	166.135	169.078	165.798	163.528
Pork, sweet-pickled, dry-cured, or dry salt, not canned or made into sausage, mfpc.....	02	21044721	09/16	127.325	127.989	127.629	126.984	126.956
Smoked hams and picnics, excluding canned, made from purchased carcasses.....	02	21044722	12/11	139.806	133.702	144.391	145.589	146.167
Smoked slab bacon, made from purchased carcasses.....	02	21044723	09/16	173.631	172.363	165.498	161.301	156.362
Smoked sliced bacon, made from purchased carcasses.....	02	21044724	12/11	143.804	145.128	143.904	135.062	130.059
Other smoked pork, not canned or made into sausage, made from purchased carcasses.....	02	21044725	12/11	129.523	132.617	133.394	133.243	132.145
Boiled ham, barbecue pork, and other cooked pork, excluding canned meats and sausage, mfpc.....	02	21044726	12/11	129.701	136.080	133.443	136.406	136.236
Other meats, fresh, frozen, or canned.....	02	2105		222.635	223.178	221.040	220.774	218.552
Fresh/processed sausage, deli & cooked meats, etc.....	02	210503	06/01	212.768	211.735	208.474	209.607	205.142
Fresh and processed sausage, deli, and cooked meats, made in slaughtering plants.....	02	2105031	06/08	234.445	235.335	234.009	239.463	232.017
Fresh and processed sausage, deli, and cooked meats, mfpc.....	02	2105032	06/08	182.415	180.996	177.604	177.468	174.304
Fresh sausage (pork sausage, breakfast links, etc.), excluding canned, mfpc.....	02	21050321	12/11	164.664	162.914	157.974	157.787	151.128

See footnotes at end of table.

Table 9. Producer price indexes for commodity and service groupings and individual items, not seasonally adjusted — Continued

[December 2022, Index base 1982=100, unless otherwise indicated]

Title	Commodity code		Other index base	Unadjusted index ¹				
	Group code	Item code		Aug. 2022	Sept. 2022 ^P	Oct. 2022 ^P	Nov. 2022 ^P	Dec. 2022 ^P
Dry or semidry sausage (salami, cervelat, pepperoni, summer sausage, pork roll, etc.), mfpc.....	02	21050322	12/11	147.571	146.529	142.949	142.496	140.348
Frankfurters, including wieners, excluding canned, made from purchased carcasses.....	02	21050323	12/11	141.962	141.427	139.940	139.955	139.459
Other sausage (smoked or cooked) & jellied goods & similar preparations, excluding canned, mfpc.....	02	21050324	12/11	138.028	136.898	137.012	137.442	137.418
Boxed meat (beef, pork, lamb, etc.), made from purchased carcasses...	02	210504	06/08	130.133	132.728	134.894	133.893	134.269
Canned meats, excluding dog, cat, and baby food.....	02	210579	12/88	258.670	276.286	284.749	287.786	287.586
Frozen ground meat patties and other processed, frozen, or cooked meats, mfpc.....	02	210586	12/01	163.764	161.717	157.659	156.353	155.313
Processed poultry.....	02	22		231.543	215.975	199.224	202.705	183.225
Young chickens, including bulk, chilled, frozen, whole, and in parts.....	02	2203		235.442	226.640	208.129	200.920	196.168
Young chickens, including bulk, chilled, frozen, whole, and in parts.....	02	220333	12/90	232.591	223.895	205.608	198.486	193.791
Turkeys, including frozen, whole, and in parts.....	02	2206		282.901	285.320	288.920	289.038	288.055
Turkeys, including frozen, whole, and in parts.....	02	220611	12/90	280.797	283.198	286.771	286.889	285.912
Canned, cooked, smoked or prepared poultry.....	02	2208		210.957	179.982	158.195	176.290	130.509
Canned, cooked, smoked or prepared poultry.....	02	220811	12/90	173.350	147.897	129.994	144.863	107.244
Chicken hens and other poultry/small game.....	02	2209	12/90	101.771	101.798	101.575	105.107	105.464
Other poultry/small game (duck, goose, rabbit, etc.).....	02	220911	12/90	285.973	286.127	284.827	305.383	306.421
Unprocessed and prepared seafood.....	02	23		431.482	443.158	440.248	430.618	422.045
Unprocessed finfish.....	02	2301		785.412	810.646	760.418	714.954	656.651
Haddock.....	02	230101		330.289	382.161	382.621	365.684	354.412
Halibut.....	02	230102		1,044.907	939.665	1,063.305	1,162.218	-
Salmon.....	02	230103		348.193	-	-	-	-
Flounder.....	02	230131	12/91	183.433	153.869	152.210	130.294	163.512
Cod.....	02	230132	12/91	100.684	112.075	107.020	91.056	138.645
Pollock.....	02	230133	12/91	290.620	290.331	265.795	222.779	220.446
Tuna.....	02	230136	01/16	96.296	97.216	89.169	96.869	75.835
Other finfish.....	02	230199	12/91	633.806	706.181	651.630	643.162	526.389
Canned seafood (including soups, stews, and chowders).....	02	2304		219.757	225.294	225.294	225.294	225.294
Canned seafood (including soups, stews, and chowders).....	02	230429	12/84	249.053	255.329	255.329	255.329	255.329
Unprocessed shellfish.....	02	2305	12/91	265.786	288.165	296.416	286.778	285.993
Shrimp.....	02	230501	12/91	107.389	111.312	110.782	110.844	110.687
Crabs.....	02	230502	12/91	452.276	525.155	-	-	-
Lobsters.....	02	230503	12/91	194.923	212.458	205.080	178.264	180.069
Clams.....	02	230504	12/91	274.465	274.465	271.212	271.212	273.027
Oysters.....	02	230505	01/16	138.725	138.725	138.725	138.725	138.725
Sea scallops.....	02	230506	01/16	106.681	109.123	125.968	128.872	126.341
Mussels.....	02	230507	01/16	113.793	113.793	113.793	124.138	134.483
Prepared fresh and frozen seafood.....	02	2306	12/11	132.257	132.884	133.195	132.373	131.497
Prepared fresh fish/seafood, inc. surimi/surimi-based products.....	02	230601	12/11	139.162	142.842	142.230	141.797	142.801
Prepared frozen fish.....	02	230602	12/11	128.621	129.016	127.134	128.465	125.323
Prepared frozen shellfish.....	02	230603	12/11	142.142	140.560	143.651	140.981	139.890
Other prepared fresh and frozen seafood.....	02	230604	12/11	112.511	112.641	116.364	111.328	114.945
Dairy products.....	02	3		247.851	246.018	246.943	246.060	245.053
Fluid milk products.....	02	31		300.389	295.731	295.695	299.963	296.896
Packaged fluid milk and related products.....	02	3103	12/82	309.731	302.108	299.372	306.462	302.817
Fluid whole milk.....	02	310301		289.764	281.596	278.917	285.651	280.519
Reduced fat and lowfat milk (1/2-2).....	02	310302	12/82	323.236	313.321	308.863	316.989	313.881
Fat free or skim milk.....	02	310303	12/82	318.104	306.135	299.650	308.729	308.285
Other fluid milk related products, packaged, incl. cartons, bottles, cans, and dispenser cans.....	02	310304	12/82	329.538	330.916	334.319	338.802	335.006
Cottage cheese.....	02	3104	12/82	311.645	311.006	309.774	313.206	308.196
Cottage cheese.....	02	310401	12/82	311.645	311.006	309.774	313.206	308.196
Other milk products.....	02	3105	12/82	235.278	233.993	235.332	236.814	236.299
Other milk products.....	02	310501	12/82	235.278	233.993	235.332	236.814	236.299
Yogurt, excluding frozen.....	02	3105011	12/11	116.389	116.320	117.383	117.486	117.324
Other packaged milk products.....	02	3105012	12/11	143.811	141.428	141.116	143.799	143.221
Bulk fluid milk and cream.....	02	3106	12/91	243.785	242.871	247.144	247.110	243.801
Bulk fluid milk and cream.....	02	310601	12/91	243.785	242.871	247.144	247.110	243.801
Butter.....	02	32		214.070	224.903	227.598	206.958	202.239
Butter.....	02	3201		214.070	224.903	227.598	206.958	202.239
Butter.....	02	320114	06/84	213.652	224.463	227.152	206.553	201.843
Natural, processed, and imitation cheese.....	02	33		193.915	192.829	198.800	197.794	198.898
Natural cheese, except cottage cheese.....	02	3302		183.866	182.508	187.829	187.182	189.434
Natural cheese, except cottage cheese.....	02	330212	06/88	201.677	200.187	206.024	205.314	207.785
Natural cheese, except lowfat, shipped in consumer packages or containers (3 lbs or less).....	02	3302121	12/07	135.868	136.475	136.345	135.978	136.131

See footnotes at end of table.

Table 9. Producer price indexes for commodity and service groupings and individual items, not seasonally adjusted — Continued
 [December 2022, Index base 1982=100, unless otherwise indicated]

Title	Commodity code		Other index base	Unadjusted index ¹				
	Group code	Item code		Aug. 2022	Sept. 2022 ^P	Oct. 2022 ^P	Nov. 2022 ^P	Dec. 2022 ^P
Natural cheese, except lowfat, shipped in packages or containers (more than 3 lbs) or bulk.....	02	3302122	12/07	101.341	99.646	104.831	104.454	106.496
Lowfat natural cheese, except cottage cheese, shipped in consumer packages (3 lbs. or less).....	02	3302123	06/10	118.548	120.067	120.204	120.241	120.243
Lowfat natural cheese, except cottage cheese, shipped in packages (more than 3 lbs.) or in bulk.....	02	3302124	06/10	137.655	133.579	144.215	142.583	147.526
Processed cheese and related products.....	02	3303		197.057	195.907	204.066	201.799	198.068
Process cheese and related products.....	02	330312	06/88	209.454	208.231	216.903	214.494	210.528
Process cheese, shipped in consumer packages or containers (3 lbs. or less).....	02	3303121	06/10	131.767	132.998	138.239	135.361	132.875
All other process cheese and related products.....	02	3303122	06/10	152.519	149.851	156.357	155.813	152.917
Process cheese shipped in packages or containers (more than 3 lbs.) or in bulk.....	02	33031221	06/10	156.576	147.156	144.392	153.947	152.868
Cheese food, spread, and other related products.....	02	33031225	12/11	116.511	120.972	135.126	124.873	120.818
Cheese substitutes and imitations.....	02	3304	06/88	298.346	334.587	334.587	352.397	352.397
Cheese substitutes and imitations.....	02	330401	06/88	298.346	334.587	334.587	352.397	352.397
Raw liquid whey.....	02	3307	12/04	304.141	301.865	300.854	257.432	239.692
Raw liquid whey.....	02	330701	12/04	304.141	301.865	300.854	257.432	239.692
Ice cream and frozen desserts.....	02	34		278.413	279.623	280.837	282.092	281.919
Ice cream and frozen desserts.....	02	3402	06/83	274.664	275.858	277.055	278.294	278.123
Ice Cream and frozen desserts.....	02	340201	06/83	274.664	275.858	277.055	278.294	278.123
Ice cream, excl. lowfat and nonfat (incl. custards), shipped in bulk (containers 3 gal or more).....	02	3402011	12/11	137.849	137.584	137.552	137.458	137.142
Ice cream, incl. custards (excl. lowfat and nonfat) shipped in sizes less than 3 gallons.....	02	3402012	12/11	125.181	125.901	126.810	128.046	128.111
Ice cream, including custards (excluding lowfat and nonfat), novelty forms.....	02	3402013	12/11	134.920	135.788	136.501	136.614	136.187
Ice cream, including custards, lowfat and nonfat.....	02	3402014	12/11	118.470	118.470	118.470	118.470	118.470
Other frozen desserts (yogurt, sherbet, water ices, mellorine, frozen pudding, gelato, etc.).....	02	3402015	12/11	136.148	136.555	136.555	136.605	136.641
Dry, condensed, and evaporated milk products.....	02	35		227.807	223.721	212.389	209.662	207.943
Dry milk products, including feed grade.....	02	3502	12/83	209.147	204.525	188.481	186.579	185.236
Dry milk products, including feed grade.....	02	350201	12/83	209.147	204.525	188.481	186.579	185.236
Liquid milk products.....	02	3503	12/83	242.654	239.857	238.958	234.042	231.839
Consumer-type canned milk products.....	02	350301	12/83	283.164	283.291	282.637	278.529	275.309
Bulk liquid milk products, including feed grade.....	02	350303	12/83	198.828	186.908	185.044	176.393	176.431
Ice cream mixes and related products.....	02	3505	06/02	174.843	173.553	173.536	172.974	171.008
Ice cream mixes and related products.....	02	350502	06/02	174.843	173.553	173.536	172.974	171.008
Processed fruits and vegetables.....	02	4		251.244	258.495	260.735	265.331	266.126
Canned fruits and juices.....	02	41		266.935	268.114	270.186	272.598	273.142
Canned fruits, excluding baby foods.....	02	4101		290.557	291.345	292.871	293.612	294.057
Canned fruits, excluding baby foods.....	02	410105	12/87	255.947	256.641	257.985	258.638	259.029
Canned and fresh fruit juices, nectars, and concentrates.....	02	4102		259.701	261.090	263.462	266.730	267.331
Canned and fresh fruit juices, nectars, and concentrates.....	02	410239	12/87	213.784	214.927	216.880	219.570	220.064
Frozen fruits, juices and ades.....	02	42		233.768	233.173	227.754	238.500	238.451
Frozen fruits.....	02	4202		315.692	314.267	297.669	291.933	291.815
Frozen fruits.....	02	420209	12/90	297.953	296.608	280.943	275.529	275.418
Canned vegetables and juices.....	02	44		227.087	233.234	235.137	241.877	243.209
Canned vegetables and juices.....	02	4401		227.087	233.234	235.137	241.877	243.209
Canned vegetables.....	02	440102	12/87	260.985	266.679	267.480	273.567	277.656
Canned catsup and other tomato based sauces.....	02	440127	12/87	194.531	199.507	202.719	208.795	209.038
Frozen vegetables.....	02	45		254.289	271.748	274.267	280.079	280.235
Frozen potato products (French-fried, patties, puffs, etc.).....	02	4502	12/90	242.175	269.202	271.568	279.614	279.614
Frozen potato products (French-fried, patties, puffs, etc.).....	02	450202		305.007	339.045	342.025	352.159	352.159
Frozen vegetables, other than potato products.....	02	4505	12/90	187.891	190.346	192.240	194.012	194.277
Frozen vegetables, other than potato products.....	02	450509	06/97	184.522	186.933	188.793	190.533	190.793
Dried and dehydrated food.....	02	48	12/03	194.252	199.079	203.653	202.346	203.349
Dried and dehydrated food.....	02	4801	12/03	194.252	199.079	203.653	202.346	203.349
Dried and dehydrated food.....	02	480101	12/03	194.252	199.079	203.653	202.346	203.349
Soup mixes (including dried/dehydrated/freeze-dried) and bouillon....	02	48010101	12/11	120.080	125.002	133.438	127.266	127.266
Dried and dehydrated fruits and vegetables, including freeze-dried. ..	02	48010102	12/11	131.380	134.299	135.918	137.052	138.094
Sugar and confectionery.....	02	5		249.903	252.633	253.741	252.682	251.775
Raw cane sugar and sugar cane mill products and byproducts.....	02	52		210.431	210.372	213.595	214.380	217.045
Raw cane sugar and sugarcane mill products and byproducts.....	02	5201		210.431	210.372	213.595	214.380	217.045
Raw cane sugar and sugarcane mill products and byproducts.....	02	520106	12/03	194.242	194.187	197.163	197.888	200.347
Refined sugar products and byproducts.....	02	53		205.099	214.408	214.847	214.437	216.135
Refined sugar products and byproducts.....	02	5307	12/02	170.769	178.520	178.886	178.544	179.958
Refined granulated cane sugar and byproducts.....	02	530701	12/02	196.632	196.539	197.423	200.061	201.823

See footnotes at end of table.

Table 9. Producer price indexes for commodity and service groupings and individual items, not seasonally adjusted — Continued
 [December 2022, Index base 1982=100, unless otherwise indicated]

Title	Commodity code		Other index base	Unadjusted index ¹				
	Group code	Item code		Aug. 2022	Sept. 2022 ^P	Oct. 2022 ^P	Nov. 2022 ^P	Dec. 2022 ^P
Beet sugar.....	02	530702	12/02	151.937	165.360	165.350	162.853	164.013
Confectionery materials.....	02	54		222.264	224.645	225.803	218.691	216.592
Confectionery materials.....	02	5401		222.264	224.645	225.803	218.691	216.592
Corn sweeteners, made by wet milling.....	02	540107	06/85	244.405	246.604	245.176	232.021	228.720
Chocolate coatings, made from cacao beans.....	02	540108	06/83	197.493	199.446	207.603	209.882	210.472
Other chocolate and cocoa products, made from cacao beans.....	02	540109	06/83	277.380	282.486	289.329	296.704	296.232
Confectionery end products.....	02	55		298.754	299.823	300.959	302.337	300.616
Candy and nuts.....	02	5503	06/83	268.945	269.969	271.058	272.378	270.729
Chocolate and chocolate-type confectionery products.....	02	550301	06/83	267.649	267.213	268.929	272.711	270.438
Chocolate/chocolate-type confectionery prods, cacao beans.....	02	5503011	12/11	122.567	125.107	125.686	125.686	125.686
Chocolate/confectionery products, made from purchased chocolate, not retailed.....	02	5503012	12/11	116.457	115.808	116.596	118.643	117.413
Chocolate/confectionery products, made from purchased chocolate, retailed.....	02	5503013	12/11	137.995	138.004	138.749	138.749	138.749
Nonchocolate-type confectionery products.....	02	550302	06/83	261.099	264.413	266.043	268.438	268.589
Nonchocolate-type confectioneries, made and packaged for shipment.....	02	5503021	12/11	124.281	125.885	126.674	127.683	127.756
Nuts and seeds (salted, roasted, cooked or blanched).....	02	550304	06/91	195.844	196.509	196.326	194.103	192.363
Nuts (salted, roasted, cooked, or blanched), sold in bulk.....	02	5503041	06/08	121.276	121.891	120.182	118.836	114.693
Canned nuts (salted, roasted, cooked, or blanched).....	02	5503042	06/08	135.032	134.315	135.377	135.487	134.125
All other packaged nuts, including all types of seeds (salted, roasted, cooked, or blanched).....	02	5503043	06/08	174.823	176.173	176.992	173.552	175.991
Other confectionery-type products.....	02	550305	06/91	209.984	212.379	212.379	212.379	212.379
Beverages and beverage materials.....	02	6		238.512	241.513	242.119	243.983	242.802
Alcoholic beverages.....	02	61		211.152	211.571	213.504	216.366	216.436
Malt beverages.....	02	6101		225.673	225.757	228.290	229.545	229.508
Bottled beer and ale.....	02	610101		195.982	196.294	198.886	200.005	200.231
Canned beer and ale.....	02	610103		236.155	235.906	238.509	239.970	239.803
Beer and ale in barrels and kegs.....	02	610105	06/82	310.077	310.617	311.523	312.137	311.755
All other malt beverages and brewing products.....	02	610108	12/03	104.702	106.114	108.389	108.540	107.477
Distilled and bottled liquor, excluding brandy.....	02	6102		194.838	196.073	195.770	195.684	196.039
Distilled liquor, excluding brandy.....	02	610202	12/11	101.758	103.156	102.812	102.715	103.117
Distilled whiskey, all other distilled liquor, excluding brandy.....	02	6102022	12/11	122.975	122.975	122.975	123.196	123.196
Distillers' dried grains (dark and light) and dried solubles.....	02	6102023	12/11	76.653	78.452	78.009	77.786	78.304
Bottled liquor, excluding brandy.....	02	610204	12/11	103.926	103.929	103.929	103.929	103.929
Bottled whiskey.....	02	6102041	06/12	101.919	101.922	101.922	101.922	101.922
Bottled gin, vodka, rum, cordials, cocktails, and similar compounds.....	02	6102042	06/12	104.379	104.383	104.383	104.383	104.383
Wines, brandy, and brandy spirits.....	02	6104	12/83	193.187	193.440	196.228	204.154	204.154
Wines, brandy, and brandy spirits.....	02	610441	06/06	123.207	123.369	125.147	130.202	130.202
Wines, white, red & rose grape, and other fruit, 14 percent or less alcohol.....	02	6104411	12/11	112.181	112.384	114.621	114.622	114.622
Wines, white grape, 14 percent or less alcohol content.....	02	61044111	12/11	110.337	110.337	115.351	115.351	115.351
Wines, red grape, 14 percent or less alcohol content.....	02	61044112	12/11	111.277	111.277	111.275	111.277	111.277
Wines, rose grape & other fruits & berries, 14 percent or less alcohol.....	02	61044113	12/11	140.100	142.935	142.935	142.935	142.935
Wines, dessert, effervescent, and wine coolers.....	02	6104412	12/11	119.697	119.697	119.697	121.012	121.012
Wines, effervescent, including sparkling (carbonated), wine coolers.....	02	61044122	12/11	121.133	121.133	121.133	122.774	122.774
Other wines, brandy, and brandy spirits.....	02	6104413	12/11	125.166	125.166	125.166	148.535	148.535
Soft drinks.....	02	62		264.669	270.126	268.562	269.323	265.738
Soft drinks, non-carbonated and bottled water.....	02	6206		233.511	239.362	237.140	237.658	230.143
Bottled water, non-carb, processed or pasteurized.....	02	620608	12/03	112.316	113.331	113.487	113.725	114.657
Soft drinks, non-carbonated.....	02	620609		255.358	263.675	259.939	260.518	247.454
Soft drinks, non-carbonated, all other types.....	02	6206093	12/07	118.876	123.412	124.674	125.673	125.649
Soft drinks, non-carbonated, fruit drinks, cocktails, ades.....	02	6206094	12/11	144.860	148.898	143.705	143.285	129.671
Soft drinks, bottle/can, carbonated, all types.....	02	6210	12/11	152.462	155.081	154.607	155.123	155.264
Soft drinks, bottle/can, carbonated, all types.....	02	621001	12/11	152.462	155.081	154.607	155.123	155.264
Packaged beverage materials.....	02	63		222.463	230.081	232.308	233.784	234.605
Coffee (whole bean, ground, & instant).....	02	6301		227.983	236.812	239.029	240.611	241.564
Coffee, concentrated, including coffee substitutes.....	02	630103		196.130	196.130	196.130	196.130	196.130
Roasted coffee.....	02	630104	06/88	200.157	208.478	210.568	212.059	212.958
Tea in consumer packages, exc. canned ice tea.....	02	6303		187.270	187.390	189.668	190.480	190.480
Tea in consumer packages, exc. canned ice tea.....	02	630313	12/85	158.796	158.898	160.830	161.518	161.518
Other beverage materials.....	02	64		314.142	314.096	314.097	314.056	315.158
Other beverage materials.....	02	6401		314.142	314.096	314.097	314.056	315.158
Malt and malt byproducts.....	02	640101		153.815	153.702	153.705	153.604	153.694
Liquid beverage bases, excluding use by soft drink bottlers.....	02	640109	12/85	306.727	306.727	306.727	306.727	312.325
Fats and oils.....	02	7		431.695	430.770	420.627	431.054	417.974

See footnotes at end of table.

Table 9. Producer price indexes for commodity and service groupings and individual items, not seasonally adjusted — Continued
 [December 2022, Index base 1982=100, unless otherwise indicated]

Title	Commodity code		Other index base	Unadjusted index ¹				
	Group code	Item code		Aug. 2022	Sept. 2022 ^P	Oct. 2022 ^P	Nov. 2022 ^P	Dec. 2022 ^P
Shortening, cooking oil, and margarine.....	02	78		417.607	412.502	398.667	410.036	395.601
Shortening, cooking oil, and margarine.....	02	7801		417.607	412.502	398.667	410.036	395.601
Margarine, butter blends, and butter substitutes.....	02	780109		378.779	376.737	376.737	—	—
Shortening and cooking oils.....	02	780115	12/11	140.173	138.366	133.269	137.458	132.139
Other oilseed processing.....	02	7A	12/04	380.940	382.972	389.994	388.416	384.060
Other oilseed processing.....	02	7A01	12/04	380.940	382.972	389.994	388.416	384.060
Cotton linters.....	02	7A0104	12/11	63.535	64.064	66.916	67.012	67.269
Cottonseed cake, meal, hulls, and other byproducts.....	02	7A0105	12/11	114.124	125.424	135.546	135.139	128.744
Cottonseed cake and meal.....	02	7A01051	12/11	117.351	133.879	149.249	148.055	137.753
Other crude and refined vegetable oils and other vegetable mill products.....	02	7A0106	12/11	197.995	197.016	198.486	195.452	195.551
Other crude vegetable oils, including linseed, peanut, sunflower, safflower, etc.....	02	7A01061	12/11	241.352	240.188	242.837	240.740	240.783
Other vegetable oil mill products, including all oil seed cake and meal.....	02	7A01063	12/11	116.251	118.044	119.280	116.045	116.253
Corn oil, crude and refined.....	02	7B	01/16	219.252	243.148	239.011	249.074	241.797
Corn oil, made by wet milling.....	02	7B01	01/16	219.252	243.148	239.011	249.074	241.797
Corn oil, made by wet milling.....	02	7B0101	01/16	219.252	243.148	239.011	249.074	241.797
Miscellaneous processed foods.....	02	8		280.282	283.646	290.779	293.670	296.967
Canned jams, jellies, and preserves.....	02	81		239.054	239.154	239.249	239.320	239.127
Canned jams, jellies, and preserves.....	02	8101		239.054	239.154	239.249	239.320	239.127
Canned jams, jellies, and preserves.....	02	810102	12/87	211.583	211.672	211.756	211.819	211.648
Pickles and other pickled products, including horseradish.....	02	82		307.418	307.418	309.509	311.349	311.320
Pickles and other pickled products.....	02	8201		307.418	307.418	309.509	311.349	311.320
Pickles and other pickled products, including horseradish.....	02	820106	12/86	274.766	274.766	276.634	278.278	278.253
Specialty canning.....	02	84		316.086	318.247	318.391	319.121	320.374
Specialty canning.....	02	8401		316.086	318.247	318.391	319.121	320.374
Canned dry beans.....	02	840102	12/82	197.619	197.409	197.873	200.227	204.271
Canned soups and stews, excluding frozen and seafood.....	02	840104	12/82	440.874	445.184	445.184	445.184	445.184
Canned baby foods and other canned specialties/nationality foods.....	02	840105	06/08	140.661	141.227	141.227	141.227	141.227
Frozen specialty food.....	02	85		218.221	223.213	223.245	224.527	224.642
Frozen specialty food.....	02	8501		218.221	223.213	223.245	224.527	224.642
Frozen cakes, pies, and other pastries.....	02	850109	12/82	324.112	322.445	325.786	325.547	326.357
Frozen dinners (beef, pork, and poultry pies) and nationality foods, incl. frozen pizza.....	02	850111	12/82	174.892	180.568	179.842	181.511	181.488
Other frozen specialties, incl. all whipped topping, waffles, soups, etc., excluding seafood.....	02	850113	12/82	269.302	277.278	277.535	278.050	278.050
Prepared sauces, except tomato.....	02	86		219.008	226.404	230.304	231.552	231.552
Prepared sauces, excluding tomato-based sauces and sauces comprised of 20 percent or more meat.....	02	8601		219.008	226.404	230.304	231.552	231.552
Prepared sauces, excluding tomato-based sauces and sauces comprised of 20 percent or more meat.....	02	860103	12/86	181.634	187.769	191.003	192.038	192.038
Other miscellaneous processed foods.....	02	89		295.646	300.955	305.365	310.149	312.009
Other miscellaneous processed foods.....	02	8901		295.646	300.955	305.365	310.149	312.009
Mayonnaise, salad dressings, and sandwich spreads.....	02	890102	12/86	280.023	295.496	294.968	294.983	295.687
Dry mix food preparations.....	02	890148	06/91	154.790	155.383	157.117	157.117	158.563
Perishable non-frozen prepared food, including tortillas.....	02	890149	06/91	178.504	182.268	194.543	204.510	207.849
Perishable prepared foods.....	02	8901492	12/07	127.060	129.195	139.801	148.018	151.173
Flavoring extracts, emulsions, liquid flavors, and food colorings.....	02	890151	12/85	339.345	339.704	339.704	339.704	339.704
Other flavoring agents, except chocolate syrup.....	02	890154	12/00	154.369	162.333	163.106	163.106	163.106
Soft drink flavoring syrup, sold in bulk.....	02	89015411	12/11	144.621	144.621	144.621	144.621	144.621
Other flavoring agents (except chocolate syrups).....	02	89015412	12/11	126.703	126.703	127.914	127.914	127.914
Table salt (evaporated), pepper (white and black), and other spices.....	02	890156	06/91	279.095	278.547	279.044	280.014	283.936
Pepper and other spices in commercial sizes (1 lb or more).....	02	8901566	05/17	108.980	110.346	109.846	111.074	115.160
Peanut butter.....	02	890158	06/91	161.561	160.811	160.669	159.826	159.047
Ice.....	02	890161	12/85	251.345	251.345	269.848	272.834	287.548
Dairy product substitutes.....	02	890162	06/92	181.342	181.281	181.667	185.037	190.168
Liquid dairy product substitutes.....	02	8901622	12/09	116.674	116.674	116.834	116.834	124.609
Chips (potato, corn, etc.).....	02	890172	12/85	265.506	267.450	271.004	275.412	275.278
Potato chips and sticks, plain and flavored.....	02	8901721	12/07	144.096	145.923	149.876	152.542	152.342
Corn chips and related products.....	02	8901722	12/07	189.449	189.948	191.738	196.915	196.915
Other chips, sticks (hard pretzels, bacon rinds, popcorn (except candied), etc.).....	02	8901723	12/07	168.172	169.245	169.245	169.254	169.254
Vinegar and cider.....	02	890174	12/85	195.391	194.379	194.379	194.379	194.379
Prepared animal feeds.....	02	9		261.842	262.415	257.927	259.449	258.309
Soybean cake, meal, and other byproducts.....	02	92		156.461	158.104	149.932	152.357	151.908
Soybean cake, meal, and byproducts.....	02	9201		156.461	158.104	149.932	152.357	151.908

See footnotes at end of table.

Table 9. Producer price indexes for commodity and service groupings and individual items, not seasonally adjusted — Continued

[December 2022, Index base 1982=100, unless otherwise indicated]

Title	Commodity code		Other index base	Unadjusted index ¹				
	Group code	Item code		Aug. 2022	Sept. 2022 ^P	Oct. 2022 ^P	Nov. 2022 ^P	Dec. 2022 ^P
Soybean cake, meal, and byproducts.....	02	920112	12/04	190.844	192.848	182.879	185.837	185.290
Soybean cake and meal.....	02	9201121	12/09	105.262	104.340	100.536	99.164	100.500
Other soybean products, including isolates and concentrates.....	02	9201122	12/09	188.625	231.699	187.495	251.313	217.570
Formula feeds.....	02	93		300.268	301.550	295.795	294.887	293.225
Formula feeds.....	02	9301		300.268	301.550	295.795	294.887	293.225
Chicken and turkey feed, supplements, concentrates, and premixes.....	02	930102	12/86	306.733	308.575	298.742	296.189	294.947
Dairy cattle feed, supplements, concentrates, and premixes.....	02	930110	12/11	138.885	142.032	140.573	140.877	143.319
Swine feed, supplements, concentrates, and premixes.....	02	930115	12/11	136.107	133.849	130.144	129.981	124.905
Beef cattle feed, supplements, concentrates, and premixes.....	02	930117	12/11	140.681	137.448	138.084	138.141	134.337
Poultry, exc. chicken and turkey, and livestock, exc. cattle and swine, feed.....	02	930118	12/86	355.196	360.235	360.966	361.646	362.354
Miscellaneous feedstuffs.....	02	94		343.413	342.596	341.646	344.638	343.253
Pet food.....	02	9402		333.711	334.322	334.447	337.039	337.541
Dog and cat food.....	02	940202	12/85	286.142	286.143	286.223	288.846	289.128
Dog food.....	02	9402021	12/10	147.504	147.505	147.561	149.388	149.587
Canned dog food.....	02	94020211	12/10	159.822	159.822	159.822	159.926	159.926
Dry and semi moist dog food.....	02	94020214	12/11	136.987	136.988	137.063	139.473	139.739
Cat food.....	02	9402022	12/10	146.602	146.602	146.602	146.671	146.671
Canned cat food.....	02	94020224	12/11	157.473	157.473	157.473	157.492	157.492
Dry and semi moist cat food.....	02	94020225	12/10	128.882	128.882	128.882	129.024	129.024
Pet (excluding dog and cat), laboratory, and fur animal feed.....	02	940203	12/85	278.280	283.174	283.507	282.310	283.977
Miscellaneous feedstuffs other than pet food.....	02	9403		344.409	341.316	338.669	342.179	337.801
Meat meal and meat and bone meal.....	02	940301		245.346	223.950	198.222	204.416	215.156
Wet process corn byproducts.....	02	940317	06/85	225.423	220.877	223.898	227.396	226.894
Other animal feeds, including fertilizer byproducts and feather.....	02	940325	12/97	224.817	233.023	225.573	219.897	222.407
Animal and marine feed and fertilizer byproducts, except meat and bone meal.....	02	9403252	06/09	113.418	120.493	113.371	107.255	111.109
Other prepared animal feeds, including feeding materials and adjuncts.....	02	9403253	06/09	137.647	139.534	138.568	138.570	137.339
Miscellaneous byproducts of slaughtering plants.....	02	940333	06/01	631.005	625.524	639.423	656.551	620.345
Textile products and apparel.....	03	—		187.665	187.643	187.003	187.052	186.509
Synthetic fibers.....	03	1		163.347	165.019	165.207	164.946	162.940
Unprocessed filament yarns.....	03	15		169.259	170.991	171.187	170.915	168.837
Noncellulosic and cellulosic organic fibers.....	03	1504	05/22	104.364	105.432	105.553	105.386	104.104
Noncellulosic fibers.....	03	150401		154.313	155.893	156.071	155.824	153.929
Noncellulosic organic fibers.....	03	1504014	06/05	141.749	143.643	143.856	143.560	141.289
Polyester manufactured fibers.....	03	15040147	06/11	131.158	137.722	140.095	138.964	134.493
Other noncellulosic organic fibers, incl. polyamide, polyolefin, and producer-textured.....	03	15040149	06/11	128.601	128.852	128.384	128.376	127.037
Processed yarns and threads.....	03	2		207.160	200.988	193.278	190.342	190.664
Yarns.....	03	26		200.528	194.430	186.812	183.912	184.230
Spun cotton yarns.....	03	2601		192.351	185.986	173.055	166.920	164.729
Spun cotton yarns.....	03	260115	05/22	102.057	98.680	91.819	88.564	87.401
Spun synthetic yarns.....	03	2603		215.574	198.801	181.992	181.992	181.992
Spun synthetic yarns.....	03	260304	12/94	193.226	178.192	163.125	163.125	163.125
Rayon, acetate, and lyocell spun yarns.....	03	2603041	06/08	147.570	147.570	146.904	146.904	146.904
Textured and twisted yarns.....	03	2604	12/88	189.856	187.583	187.633	186.519	187.046
Textured and twisted yarns.....	03	260405	05/22	100.516	99.312	99.339	98.750	99.028
Other spun noncellulosic and natural fiber (excluding cotton and wool) yarns.....	03	2607	06/08	159.958	155.239	151.403	150.763	157.887
Other spun noncellulosic and natural fiber (excluding cotton and wool) yarns.....	03	260701	06/08	159.958	155.239	151.403	150.763	157.887
Greige fabrics.....	03	3		173.958	174.309	173.542	171.151	170.629
Greige broadwoven fabrics.....	03	37		170.487	171.026	170.775	169.838	168.984
Greige manmade, silk, and other natural fiber (exc cotton/wool) broadwoven fabrics.....	03	3703		167.659	167.637	167.734	167.533	167.915
Greige manmade, silk, and other natural fiber (exc cotton/wool) broadwoven fabrics.....	03	370304	12/94	147.323	147.304	147.389	147.212	147.548
Greige knit fabrics.....	03	38		197.403	197.627	197.627	197.098	197.098
Weft (circular) knit fabrics, greige goods (excluding hosiery).....	03	3803		176.862	177.319	177.319	177.319	177.319
Weft (circular) knit fabrics, greige goods (excluding hosiery).....	03	380301		176.862	177.319	177.319	177.319	177.319
Warp knit fabrics, greige goods (excluding hosiery).....	03	3804		227.090	226.861	226.861	225.352	225.352
Warp knit fabrics, greige goods (excluding hosiery).....	03	380401		227.090	226.861	226.861	225.352	225.352
Tire cord and tire fabric.....	03	39	06/84	169.019	169.019	167.012	161.215	161.215
Tire cord and tire fabrics.....	03	3901	06/84	169.019	169.019	167.012	161.215	161.215
Tire cord and tire fabrics.....	03	390101	06/84	169.019	169.019	167.012	161.215	161.215
Finished fabrics.....	03	4		204.778	204.775	204.164	205.521	204.406

See footnotes at end of table.

Table 9. Producer price indexes for commodity and service groupings and individual items, not seasonally adjusted — Continued

[December 2022, Index base 1982=100, unless otherwise indicated]

Title	Commodity code		Other index base	Unadjusted index ¹				
	Group code	Item code		Aug. 2022	Sept. 2022 ^P	Oct. 2022 ^P	Nov. 2022 ^P	Dec. 2022 ^P
Finished broadwoven fabrics.....	03	42		237.318	235.949	232.687	233.001	226.037
Finished cotton broadwoven fabrics.....	03	4201		207.012	210.556	203.517	205.523	206.644
Finished cotton broadwoven fabrics.....	03	420104	12/94	183.305	186.444	180.211	181.987	182.979
Finished manmade, silk, and other natural fiber (exc. cotton and wool) broadwoven fabrics.....	03	4203		256.052	252.581	250.696	250.330	239.645
Finished manmade, silk, and other natural fiber (exc. cotton and wool) broadwoven fabrics.....	03	420306	12/94	210.808	207.950	206.398	206.096	197.300
Finished manmade, silk, & natural fiber (exc cotton/wool) broadwoven, finished in weaving mills.....	03	4203061	06/10	122.672	123.032	122.996	123.202	123.359
Finished manmade fiber, silk and other natural fiber broadwoven fabrics, finishing mill.....	03	4203062	06/10	212.336	207.724	205.418	204.787	191.406
Woven and braided narrow fabrics.....	03	44		252.240	255.879	258.655	258.645	258.645
Woven and braided narrow fabrics.....	03	4402	06/84	252.241	255.879	258.656	258.646	258.646
Woven narrow fabrics (12 inches or less in width).....	03	440204	12/89	218.465	218.556	218.528	218.528	218.528
Braided narrow fabrics (12 inches or less in width).....	03	440205	12/08	212.816	221.409	228.140	228.117	228.117
Nonwoven fabrics and felts.....	03	45		210.079	209.860	208.400	210.537	210.574
Nonwoven fabrics and felts.....	03	4503		210.079	209.860	208.400	210.537	210.574
Nonwoven fabrics.....	03	450321		209.004	208.757	207.222	209.214	209.355
Pressed, punched, or needled felts, excluding hats.....	03	450333	12/01	139.041	139.271	139.401	142.588	141.247
Coated fabrics, not rubberized.....	03	46	06/85	252.739	253.263	254.020	254.743	254.083
Coated fabrics, not rubberized.....	03	4601	06/85	252.739	253.263	254.020	254.743	254.083
Vinyl coated fabrics, including expanded vinyl coated.....	03	460102	06/85	245.904	245.783	247.447	246.334	246.320
Coated or laminated fabrics and coated yarns, incl. impregnated fabrics.....	03	460103	06/85	259.444	260.212	260.650	262.057	261.149
Screen printed textile materials, embroideries, and lace goods.....	03	47	06/85	217.148	217.317	217.516	219.824	219.813
Screen printed textile and apparel materials and embroideries.....	03	4701	06/85	217.402	217.573	217.773	220.098	220.087
Embroideries (excluding Schiffli machine products) and embroidery contractors.....	03	470103	12/11	127.023	127.470	127.494	128.214	128.282
Screen printing on garments, apparel accessories, and other fabric articles, excluding labels.....	03	470108	12/85	217.853	217.881	218.124	220.755	220.712
Knit fabrics, finished in knitting mills.....	03	48	12/03	164.479	165.401	168.390	168.287	170.404
Weft (circular) knit fabrics, knit and finished in the same establishment (excluding hosiery).....	03	4801	12/03	190.788	191.485	198.641	198.654	198.740
Weft (circular) knit fabrics, knit and finished in the same establishment (excluding hosiery).....	03	480101	12/03	190.788	191.485	198.641	198.654	198.740
Warp knit goods, knit and finished in the same establishment.....	03	4802	12/03	143.194	144.258	144.258	144.076	147.590
Warp knit goods, knit and finished in the same establishment.....	03	480201	12/03	143.194	144.258	144.258	144.076	147.590
Warp knit fabrics, knit and finished in same establishment.....	03	4802011	06/08	159.395	160.609	160.609	160.609	164.512
Apparel & other fabricated textile prods.....	03	8		173.203	173.514	174.282	175.152	175.340
Apparel.....	03	81		155.072	155.634	155.567	155.751	155.773
Miscellaneous apparel and accessories.....	03	8104	12/83	218.914	219.159	219.166	219.405	219.573
Men's and boys' fabric, straw, and felt hats, made from purchased materials.....	03	810414	12/09	168.253	168.253	168.253	168.253	168.253
Hat bodies and fabric caps, made from purchased materials.....	03	810416	12/09	175.700	177.929	177.929	177.929	177.929
Gloves and mittens, made from purchased materials.....	03	810424	12/11	142.959	142.959	144.016	144.016	144.016
Leather and sheep-lined apparel, made from purchased materials.....	03	810428	12/03	191.861	191.861	191.861	195.059	195.059
Apparel and accessories, n.e.c.....	03	810441	12/85	185.082	185.061	184.917	185.003	185.206
All other cut and sew apparel, made from purchased materials.....	03	8104411	06/09	127.118	127.096	126.935	127.022	127.022
Team sport uniforms, men's and boys', made from purchased fabrics.....	03	81044111	12/11	137.539	137.403	136.406	136.941	136.941
Vestments and costumes, made from purchased materials.....	03	81044115	12/11	120.077	120.077	120.077	120.077	-
Fabricated apparel accessories.....	03	8104412	06/09	144.634	144.634	144.673	144.673	145.173
All other apparel accessories, made from purchased materials.....	03	81044125	12/11	137.792	137.792	137.792	137.792	138.365
Women's, girls', and infants' cut and sew apparel.....	03	8106	12/03	108.657	108.720	108.605	108.557	108.548
Women's and girls' knit shirts and blouses, made from purchased fabrics.....	03	810601	12/03	125.129	125.129	125.129	125.129	125.129
Women's and girls' woven shirts and blouses, made from purchased fabrics.....	03	810602	12/03	119.456	119.456	119.456	119.456	119.456
Women's and girls' dresses, made from purchased fabrics.....	03	810611	12/03	103.129	103.129	103.129	103.129	103.129
Women's and girls' skirts, made from purchased fabrics.....	03	810623		131.446	131.446	124.148	124.148	124.148
Women's and girls' slacks, jeans, & jean-cut casual slacks (exc sweatpants), mfpm.....	03	810631	12/03	75.347	75.347	75.347	75.347	75.347
Women's and girls' swimwear, made from purchased fabrics.....	03	810632	12/03	110.224	111.153	111.153	110.430	110.304
Women's and girls' shorts, including tennis skirts, made from purchased fabrics.....	03	810637	12/09	112.582	112.582	112.582	112.582	112.582
Women's and girls' nontailored coats, jackets, vests, and washable service apparel, mfpm.....	03	810639	12/09	88.365	88.365	88.365	88.365	88.365
Women's and girls' underwear, excluding foundation garments, made from purchased fabrics.....	03	810641	12/03	121.493	121.493	121.493	121.493	121.493
Women's and girls' nightwear, excluding robes and dressing gowns, made from purchased fabrics.....	03	810642	12/03	119.542	119.542	119.542	119.542	-

See footnotes at end of table.

Table 9. Producer price indexes for commodity and service groupings and individual items, not seasonally adjusted — Continued

[December 2022, Index base 1982=100, unless otherwise indicated]

Title	Commodity code		Other index base	Unadjusted index ¹				
	Group code	Item code		Aug. 2022	Sept. 2022 ^P	Oct. 2022 ^P	Nov. 2022 ^P	Dec. 2022 ^P
Men's and boys' cut and sew apparel.....	03	8107	12/03	133.144	135.135	135.126	135.843	135.843
Men's and boys' work clothing and washable service apparel (excl. work shirts and jeans), mfgm.....	03	810712	12/03	127.839	129.189	129.189	129.715	129.715
Men's and boys' knit dress and sport shirts, made from purchased fabrics.....	03	810721	12/03	155.355	155.355	155.355	155.355	155.355
Men's and boys' woven dress and sport shirts, made from purchased fabrics.....	03	810722	12/03	134.048	134.048	134.048	134.048	134.048
Men's and boys' suits, coats, and overcoats.....	03	810735	12/13	119.486	119.486	119.486	119.486	119.486
Men's and boys' nontailored coats, jackets, and vests (excl. ski apparel & work jackets).....	03	810741	12/03	135.927	135.529	135.529	138.515	138.515
Men's and boys' heavyweight nontailored coats, jackets, and vests (excl. ski apparel & work).....	03	8107411	12/11	122.660	123.121	123.121	123.761	123.761
Men's and boys' lightweight nontailored coats, jackets, and vests (excl. ski apparel & work).....	03	8107412	12/11	151.413	149.940	149.940	155.843	155.843
Men's and boys' shorts (including dress and athletic) and swimwear, made from purchased fabric.....	03	810742	12/03	90.385	90.385	89.476	89.476	—
Men's and boys' sweaters, sweatpants, jogging suits, beachwear (exc. swimwear), & ski apparel.....	03	810743	12/03	130.695	130.695	130.695	130.695	130.695
Men's and boys' nightwear, robes, and underwear, made from purchased fabrics.....	03	810761	12/03	161.145	161.145	161.145	161.145	161.145
Apparel made in knitting mills.....	03	8108	12/03	122.646	122.646	122.647	122.647	122.647
Knit outerwear, underwear, and nightwear, made in knitting mills.....	03	810808	05/16	107.682	107.682	107.682	107.682	107.682
Hosiery and socks.....	03	810831	05/20	106.952	106.952	106.953	106.953	106.953
Textile house furnishings.....	03	82		178.068	178.551	181.918	181.918	181.918
Textile house furnishings.....	03	8203	06/83	191.802	192.321	195.949	195.949	195.949
Curtains and draperies, made from purchased materials.....	03	820304	12/05	142.249	142.249	149.462	149.462	149.462
Other textiles, including towels and bed textiles.....	03	820312	06/05	143.861	144.356	145.833	145.833	145.833
Fabricated textile products, made in weaving mills.....	03	8203121	06/11	108.189	108.189	104.512	104.514	104.514
Other household textile products.....	03	8203122	06/11	129.190	129.655	131.252	131.252	131.252
Bedspreads, made from purchased materials.....	03	82031221	12/11	139.542	139.542	139.542	139.542	139.542
Sheets and pillowcases, made from purchased materials.....	03	82031223	12/11	157.610	157.610	157.610	157.610	157.610
Other household furnishings, made from purchased materials.....	03	82031226	12/11	123.742	124.286	126.150	126.150	126.150
Industrial and other fabricated products.....	03	83		210.164	210.080	210.653	212.967	213.492
Industrial and other fabricated products.....	03	8303		209.343	209.259	209.830	212.135	212.657
Rope, cordage, and twine.....	03	830321	06/12	129.954	130.272	129.274	129.049	128.159
All other textile bags.....	03	830334	06/10	145.620	145.657	145.591	147.946	146.875
Canvas and related products.....	03	830345	06/03	178.707	178.722	179.971	179.971	180.936
All other fabricated textile products, excluding trimming and findings.....	03	830351	12/85	162.467	162.252	162.630	165.893	166.423
All other miscellaneous fabricated textile products.....	03	8303516	09/18	118.545	118.831	119.224	122.614	123.165
Trimming and findings, excluding automobile and apparel.....	03	830361	12/06	195.240	195.240	195.240	195.240	195.240
Miscellaneous textile products/services.....	03	9	06/85	204.502	209.712	214.015	213.314	215.248
Miscellaneous textile products/services.....	03	94	09/18	139.739	143.299	146.239	145.760	147.082
Miscellaneous textile products/services.....	03	9401	09/18	139.739	143.299	146.239	145.760	147.082
Textile and fabric finishing, except broadwoven.....	03	940103	12/01	174.529	180.973	185.381	184.826	183.694
Hides, skins, leather, and related products.....	04	—		175.836	178.109	179.675	176.502	176.013
Hides and skins, incl. cattle.....	04	1		115.805	116.741	121.155	111.629	111.152
Hides and skins, incl. cattle.....	04	19	06/01	53.018	53.447	55.467	51.106	50.888
Hides, skins, and pelts, made in slaughtering plants.....	04	1901	06/01	53.018	53.447	55.467	51.106	50.888
Hides, skins, and pelts, made in slaughtering plants.....	04	190108	06/01	53.018	53.447	55.467	51.106	50.888
Leather.....	04	2		203.962	204.222	202.694	200.750	198.324
Finished and unfinished leather.....	04	27	12/97	111.812	111.955	111.117	110.052	108.722
Finished and unfinished leather.....	04	2701	12/97	111.812	111.955	111.117	110.052	108.722
Finished and unfinished leather.....	04	270102	12/03	93.271	93.390	92.691	91.802	90.693
Footwear.....	04	3		237.237	245.724	247.426	247.493	247.493
Men's nonathletic footwear.....	04	31		270.447	284.945	287.317	287.365	287.365
Men's footwear (size 6 and larger), excluding athletic.....	04	3105	12/93	188.602	198.712	200.366	200.400	200.400
Men's footwear (size 6 and larger), excluding athletic.....	04	310501	12/93	188.744	198.862	200.518	200.551	200.551
Women's nonathletic footwear.....	04	32		191.125	191.125	192.023	192.133	192.133
Women's footwear (size 4 and larger), excluding athletic.....	04	3205	12/93	149.427	149.427	150.129	150.215	150.215
Women's footwear (size 4 and larger), excluding athletic.....	04	320501	12/93	149.345	149.345	150.047	150.132	150.132
Other footwear including slippers.....	04	39	12/02	172.660	172.660	172.660	172.660	—
Other footwear, excluding rubber and plastic soled footwear.....	04	3901	12/02	172.660	172.660	172.660	172.660	—
Other footwear, excluding rubber and plastic soled footwear.....	04	390104	12/11	153.462	153.462	153.462	153.462	—
Other leather and related products.....	04	4		211.715	211.715	211.955	212.123	212.278
Luggage and small leather goods.....	04	41		190.168	190.168	190.268	190.268	190.299
Luggage and small leather goods.....	04	4101		190.168	190.168	190.268	190.268	190.299

See footnotes at end of table.

Table 9. Producer price indexes for commodity and service groupings and individual items, not seasonally adjusted — Continued

[December 2022, Index base 1982=100, unless otherwise indicated]

Title	Commodity code		Other index base	Unadjusted index ¹				
	Group code	Item code		Aug. 2022	Sept. 2022 ^P	Oct. 2022 ^P	Nov. 2022 ^P	Dec. 2022 ^P
Luggage (including suitcases, travel bags, backpacks, and other types).....	04	410112	12/84	143.184	143.184	143.184	143.184	143.184
Women's and children's handbags and purses.....	04	410128	06/82	195.851	195.851	196.103	196.103	196.182
Personal leather goods (excluding women's handbags and purses).....	04	410132	06/82	200.187	200.187	200.187	200.187	200.187
Leather and leather-like goods, n.e.c.....	04	45	06/85	224.029	224.029	224.444	224.836	225.151
Leather and leather-like goods, n.e.c.....	04	4501	06/85	224.029	224.029	224.444	224.836	225.151
All other leather goods.....	04	450101	06/85	248.371	248.371	248.890	249.380	249.774
Boot and shoe cut stock and findings.....	04	4501011	12/11	117.155	117.155	118.639	118.639	118.639
All other miscellaneous leather goods.....	04	4501014	12/11	151.163	151.163	151.163	151.521	151.807
Leather belts, made from purchased materials.....	04	450111	06/85	176.090	176.090	176.090	176.090	176.090
Fuels and related products and power.....	05	—		286.905	284.145	275.115	262.647	242.494
Coal.....	05	1		303.865	307.831	308.819	304.229	285.089
Anthracite.....	05	11		275.210	288.525	292.050	292.050	292.050
Prepared anthracite shipped.....	05	1101		326.666	342.470	346.654	346.654	346.654
Prepared anthracite shipped.....	05	110117	12/86	336.450	352.727	357.037	357.037	357.037
Bituminous coal and lignite.....	05	12		303.831	307.730	308.700	304.082	284.827
Unprepared bituminous coal and lignite.....	05	1208		174.652	178.789	179.265	178.968	178.484
Unprepared bituminous coal and lignite.....	05	120811	06/08	174.652	178.789	179.265	178.968	178.484
Unprepared bituminous coal and lignite from surface mine.....	05	120811	06/08	149.478	153.020	153.427	153.173	152.758
Prepared bituminous coal and lignite.....	05	1209	12/01	342.546	346.370	347.489	341.572	316.674
Prepared bituminous coal & lignite, washed by wet-washing, pneumatic, or other.....	05	12091	12/01	379.519	382.089	383.992	384.334	339.012
Prepared bituminous coal & lignite surface mine, wet-washing, pneumatic, or other.....	05	120911	06/08	115.556	115.556	115.556	115.556	115.556
Prepared bituminous coal & lignite underground mine, wet-washing, pneumatic, or other.....	05	120912	06/08	212.741	214.530	215.854	216.093	184.546
Prepared bituminous coal & lignite, mechanically crushed/screened/sized only.....	05	12092	12/01	320.481	326.466	326.556	311.059	313.376
Prepared bituminous coal & lignite surface mine, mechanically crushed/screened/sized only.....	05	120921	06/08	160.483	165.623	169.590	171.934	173.924
Prepared bituminous coal underground mine, mechanically crushed/screened/sized only.....	05	120922	06/08	437.177	437.177	422.353	362.704	362.704
Gas fuels.....	05	3		361.166	329.571	219.705	194.066	261.577
Natural gas.....	05	31		342.313	315.009	202.470	170.759	248.141
Natural gas.....	05	3101		342.313	315.009	202.470	170.759	248.141
Natural gas.....	05	310105	06/96	433.851	399.245	256.612	216.421	314.496
Natural gas from the wellhead.....	05	3101051	06/09	243.883	223.238	143.070	119.302	171.371
Natural gas from processing facilities.....	05	3101052	06/09	226.039	216.169	141.781	128.894	200.965
Liquefied petroleum gas.....	05	32		274.939	234.976	201.976	227.084	197.813
Liquefied petroleum gas.....	05	3201		274.939	234.976	201.976	227.084	197.813
Isopentane and natural gasoline.....	05	320102	06/09	106.692	96.809	102.233	97.435	93.317
Propane.....	05	320104		244.889	217.677	183.045	188.416	146.496
Butane.....	05	320105		174.310	153.958	140.303	144.256	130.311
Plant condensate, ethane, gas mixtures, and other natural gas liquids.....	05	320108	06/09	106.409	88.014	71.595	88.079	77.176
Electric power.....	05	4		265.403	265.558	255.888	248.148	250.273
Residential electric power.....	05	41	12/90	219.701	218.794	215.429	212.216	213.054
Residential electric power.....	05	4121	12/90	219.701	218.794	215.429	212.216	213.054
Residential electric power.....	05	412101	12/90	219.701	218.794	215.429	212.216	213.054
Residential electric power, New England.....	05	4121011	12/07	174.253	174.243	188.028	188.028	190.075
Residential electric power, Middle Atlantic.....	05	4121012	12/07	140.432	142.891	145.610	140.936	144.478
Residential electric power, East North Central.....	05	4121013	12/07	159.634	160.498	148.174	148.633	152.245
Residential electric power, West North Central.....	05	4121014	12/07	159.598	160.045	150.785	143.300	138.884
Residential electric power, South Atlantic.....	05	4121015	12/07	143.092	144.297	141.517	139.903	140.772
Residential electric power, East South Central.....	05	4121016	12/07	166.429	153.712	150.707	149.424	151.308
Residential electric power, West South Central.....	05	4121017	12/07	155.886	153.404	149.883	146.324	142.818
Residential electric power, Mountain.....	05	4121018	12/07	131.082	129.190	129.841	125.674	125.767
Residential electric power, Pacific.....	05	4121019	12/07	207.713	207.751	208.054	208.019	208.019
Commercial electric power.....	05	42		256.448	256.646	243.517	233.610	235.567
Commercial electric power.....	05	4221	12/90	224.461	224.635	213.144	204.472	206.185
Commercial electric power.....	05	422101	12/90	224.461	224.635	213.144	204.472	206.185
Commercial electric power, New England.....	05	4221011	12/07	178.796	178.788	180.997	180.997	183.196
Commercial electric power, Middle Atlantic.....	05	4221012	12/07	162.486	161.420	150.359	140.613	147.244
Commercial electric power, East North Central.....	05	4221013	12/07	146.427	147.463	135.680	135.014	138.704
Commercial electric power, West North Central.....	05	4221014	12/07	156.027	156.623	152.602	144.852	136.480
Commercial electric power, South Atlantic.....	05	4221015	12/07	120.114	121.452	120.861	120.681	121.758
Commercial electric power, East South Central.....	05	4221016	12/07	161.513	155.850	145.908	142.732	145.842
Commercial electric power, West South Central.....	05	4221017	12/07	146.646	149.789	145.071	137.698	133.194

See footnotes at end of table.

Table 9. Producer price indexes for commodity and service groupings and individual items, not seasonally adjusted — Continued
 [December 2022, Index base 1982=100, unless otherwise indicated]

Title	Commodity code		Other index base	Unadjusted index ¹				
	Group code	Item code		Aug. 2022	Sept. 2022 ^P	Oct. 2022 ^P	Nov. 2022 ^P	Dec. 2022 ^P
Commercial electric power, Mountain.....	05	4221018	12/07	135.531	132.467	133.075	129.784	129.897
Commercial electric power, Pacific.....	05	4221019	12/07	213.546	213.654	191.364	174.139	174.139
Industrial electric power.....	05	43		300.917	304.327	287.083	273.469	279.119
Industrial electric power.....	05	4321	12/90	253.027	255.894	241.394	229.947	234.697
Industrial electric power.....	05	432101	12/90	253.027	255.894	241.394	229.947	234.697
Industrial electric power, New England.....	05	4321011	12/07	169.357	168.832	179.990	206.988	272.218
Industrial electric power, Middle Atlantic.....	05	4321012	12/07	173.343	178.121	175.949	167.922	155.533
Industrial electric power, East North Central.....	05	4321013	12/07	175.818	176.515	152.958	153.483	155.592
Industrial electric power, West North Central.....	05	4321014	12/07	178.932	170.221	160.330	148.779	148.657
Industrial electric power, South Atlantic.....	05	4321015	12/07	115.017	116.204	117.023	116.583	116.956
Industrial electric power, East South Central.....	05	4321016	12/07	152.573	155.610	138.310	135.751	139.087
Industrial electric power, West South Central.....	05	4321017	12/07	126.695	130.601	129.138	129.888	127.022
Industrial electric power, Mountain.....	05	4321018	12/07	218.631	229.060	228.846	164.734	171.079
Industrial electric power, Pacific.....	05	4321019	12/07	227.168	227.392	200.413	179.316	179.316
Transportation electric power.....	05	46	12/10	125.266	126.175	119.631	119.011	119.483
Transportation electric power.....	05	4621	12/10	125.266	126.175	119.631	119.011	119.483
Transportation electric power.....	05	462111	12/10	125.266	126.175	119.631	119.011	119.483
Utility natural gas.....	05	5	12/90	318.331	325.822	311.944	303.018	313.138
Residential natural gas.....	05	51	12/90	305.164	313.823	308.164	303.441	310.025
Residential natural gas.....	05	5121	12/90	305.164	313.823	308.164	303.441	310.025
Residential natural gas.....	05	512101	12/90	305.164	313.823	308.164	303.441	310.025
Residential natural gas, New England.....	05	5121011	06/12	150.275	169.451	172.642	188.242	185.425
Residential natural gas, Middle Atlantic.....	05	5121012	06/12	149.086	149.150	153.136	152.918	154.697
Residential natural gas, East North Central.....	05	5121013	06/12	185.265	186.077	181.886	176.248	178.425
Residential natural gas, West North Central.....	05	5121014	06/12	164.623	177.785	161.466	153.961	166.752
Residential natural gas, South Atlantic.....	05	5121015	06/12	146.246	159.945	156.819	147.330	146.269
Residential natural gas, East South Central.....	05	5121016	06/12	127.959	138.260	141.471	131.771	123.947
Residential natural gas, West South Central.....	05	5121017	06/12	230.166	232.124	224.967	219.416	217.536
Residential natural gas, Mountain.....	05	5121018	06/12	190.381	190.785	197.166	196.775	196.516
Residential natural gas, Pacific.....	05	5121019	06/12	182.574	185.798	173.526	175.445	194.144
Commercial natural gas.....	05	52	12/90	321.190	330.309	318.249	313.036	326.174
Commercial natural gas.....	05	5221	12/90	321.190	330.309	318.249	313.036	326.174
Commercial natural gas.....	05	522101	12/90	321.190	330.309	318.249	313.036	326.174
Commercial natural gas, New England.....	05	5221011	06/12	153.912	180.063	183.832	201.624	196.427
Commercial natural gas, Middle Atlantic.....	05	5221012	06/12	149.782	150.960	142.963	142.208	146.439
Commercial natural gas, East North Central.....	05	5221013	06/12	197.387	199.555	195.263	193.078	198.624
Commercial natural gas, West North Central.....	05	5221014	06/12	192.546	202.176	177.008	167.215	188.967
Commercial natural gas, South Atlantic.....	05	5221015	06/12	152.171	162.323	160.290	145.201	147.943
Commercial natural gas, East South Central.....	05	5221016	06/12	161.199	171.329	165.054	151.764	146.678
Commercial natural gas, West South Central.....	05	5221017	06/12	268.017	258.509	257.261	240.639	237.617
Commercial natural gas, Mountain.....	05	5221018	06/12	203.609	203.677	213.670	213.260	213.090
Commercial natural gas, Pacific.....	05	5221019	06/12	212.990	222.207	199.239	210.763	246.953
Industrial natural gas.....	05	53	12/90	278.857	288.806	268.622	261.121	271.342
Industrial natural gas.....	05	5321	12/90	278.857	288.806	268.622	261.121	271.342
Industrial natural gas.....	05	532101	12/90	278.857	288.806	268.622	261.121	271.342
Industrial natural gas, New England.....	05	5321011	09/16	154.802	188.164	193.777	211.195	204.774
Industrial natural gas, Middle Atlantic.....	05	5321012	09/16	171.692	172.840	203.688	201.172	206.135
Industrial natural gas, East North Central.....	05	5321013	06/12	206.766	208.548	184.420	182.118	195.487
Industrial natural gas, West North Central.....	05	5321014	06/12	176.026	190.803	182.211	174.188	187.821
Industrial natural gas, South Atlantic.....	05	5321015	09/16	163.855	179.177	172.786	165.603	167.100
Industrial natural gas, East South Central.....	05	5321016	09/16	171.732	179.274	182.451	171.951	169.324
Industrial natural gas, West South Central.....	05	5321017	09/16	253.466	257.992	222.745	202.057	206.426
Industrial natural gas, Mountain.....	05	5321018	09/16	148.794	149.053	150.171	150.174	150.174
Industrial natural gas, Pacific.....	05	5321019	09/16	131.445	138.366	129.345	144.907	156.432
Natural gas to electric power.....	05	54	12/90	288.510	292.834	272.848	259.542	270.739
Natural gas to electric power.....	05	5421	12/90	288.510	292.834	272.848	259.542	270.739
Natural gas to electric power.....	05	542101	12/90	288.510	292.834	272.848	259.542	270.739
Crude petroleum (domestic production).....	05	6		258.826	241.987	248.153	241.581	205.481
Crude petroleum (domestic production).....	05	61		258.826	241.987	248.153	241.581	205.481
Crude petroleum (domestic production).....	05	6101		258.826	241.987	248.153	241.581	205.481
Crude petroleum (domestic production).....	05	610102	06/84	281.898	263.558	270.273	263.116	223.798
Petroleum products, refined.....	05	7		354.467	360.719	381.224	362.613	285.672
Gasoline.....	05	71		295.590	281.146	293.875	270.000	218.021
Unleaded premium gasoline.....	05	7103		326.528	316.247	324.272	308.840	242.680
Unleaded premium gasoline.....	05	710304	06/02	369.930	358.282	367.374	349.891	274.936

See footnotes at end of table.

Table 9. Producer price indexes for commodity and service groupings and individual items, not seasonally adjusted — Continued
 [December 2022, Index base 1982=100, unless otherwise indicated]

Title	Commodity code		Other index base	Unadjusted index ¹				
	Group code	Item code		Aug. 2022	Sept. 2022 ^P	Oct. 2022 ^P	Nov. 2022 ^P	Dec. 2022 ^P
Unleaded regular gasoline.....	05	7104		288.744	272.651	286.523	261.435	212.265
Unleaded regular gasoline.....	05	710404	06/02	346.962	327.624	344.292	314.146	255.062
Unleaded mid-premium gasoline.....	05	7105	12/87	483.286	473.567	490.405	451.630	364.525
Unleaded mid-premium gasoline.....	05	710504	06/02	330.503	323.857	335.371	308.854	249.286
Kerosene and jet fuels.....	05	72		359.685	367.600	370.972	362.661	298.030
Kerosene.....	05	7202		364.768	396.264	399.779	391.884	308.717
Kerosene.....	05	720201		364.784	396.281	399.797	391.902	308.730
Jet fuel.....	05	7203		360.377	367.214	370.588	362.237	298.302
Jet fuel.....	05	720301		363.149	370.038	373.438	365.023	300.597
Light fuel oils.....	05	73		466.971	512.191	565.417	544.851	392.603
Home heating oil and distillates.....	05	7302		336.743	339.342	374.928	345.843	294.984
Home heating oil and distillates.....	05	730201		336.743	339.342	374.928	345.843	294.984
No. 2 diesel fuel.....	05	7303		497.425	548.658	605.641	585.189	416.994
No. 2 diesel fuel.....	05	730302	06/85	622.653	686.784	758.113	732.512	521.973
Residual fuels (heavy fuel oils, incl. #5, #6, & other residual fuels).....	05	74		247.435	242.251	198.777	212.162	204.992
Residual fuels (heavy fuel oils, incl. #5, #6, & other residual fuels).....	05	7407	06/85	363.485	355.869	292.005	311.668	301.135
Residual fuels (heavy fuel oils, incl. #5, #6, & other residual fuels).....	05	740703	06/02	321.252	314.520	258.077	275.455	266.146
Finished lubricants.....	05	76		588.222	604.069	613.213	615.169	614.251
Lubricating and similar oils.....	05	7604	06/85	564.119	580.605	589.938	591.972	591.017
Lubricating and similar oils not from petroleum refineries.....	05	760401	06/85	546.246	562.209	571.246	573.216	572.291
Lubricating oil base stocks.....	05	78	06/09	256.263	242.322	235.947	226.158	217.545
Lubricating oil base stocks.....	05	7801	06/09	256.263	242.322	235.947	226.158	217.545
Lubricating oil base stocks.....	05	780121	06/09	256.263	242.322	235.947	226.158	217.545
Asphalt and other petroleum and coal products, n.e.c.....	05	8	12/84	518.670	487.140	477.549	464.941	389.531
Asphalt and other petroleum and coal products, n.e.c.....	05	81	12/84	518.670	487.140	477.549	464.941	389.531
Asphalt.....	05	8102	06/85	403.847	358.686	332.137	308.041	189.218
Asphalt.....	05	810212	06/85	403.847	358.686	332.137	308.041	189.218
Other petroleum and coal products, including coke oven products, n.e.c.....	05	8103	12/84	908.396	893.240	913.534	919.210	903.978
Other petroleum and coal products, including coke oven products, n.e.c.....	05	810319	12/84	908.396	893.240	913.534	919.210	903.978
Other petroleum and coal products, made in coke oven establishments.....	05	8103191	06/09	198.979	200.096	198.958	197.231	196.071
Chemicals and allied products.....	06	—		371.489	367.865	365.632	364.269	359.196
Industrial chemicals.....	06	1		358.093	349.024	343.880	341.899	330.366
Basic inorganic chemicals.....	06	13		384.236	388.347	395.129	400.711	401.693
Inorganic chemicals, other than alkalis and chlorine.....	06	1302		350.307	352.420	353.359	357.505	359.574
Aluminum compounds.....	06	130209	06/95	139.868	139.868	139.868	139.868	139.868
Inorganic acids, inc. hydrochloric, sulfuric acid and other.....	06	13020T	12/08	151.453	153.603	153.952	154.978	152.650
Sulfuric acid.....	06	13020T1	06/87	301.901	302.824	299.787	299.787	296.658
Lime.....	06	130213		344.636	345.884	353.829	359.887	359.887
Potassium & sodium compounds, ex. bleaches.....	06	130217	06/01	417.167	422.313	438.255	450.488	467.313
Rock salt.....	06	130271	12/84	401.449	401.449	401.449	401.771	—
Other inorganic chemicals, nec.....	06	130283	12/06	178.441	178.648	176.892	178.897	180.084
All other inorganic chemicals.....	06	1302833	12/08	122.893	123.119	122.856	123.644	124.946
Alkalies and chlorine, including natural sodium carbonate and sulfate.....	06	1303		551.138	561.641	586.145	596.805	594.908
Chlorine, sodium hydroxide, and other alkalis.....	06	130302	06/05	285.597	291.839	305.790	312.118	310.994
Sodium hydroxide (caustic soda).....	06	1303024	12/07	231.638	233.452	241.293	247.417	247.744
Other alkalis.....	06	1303028	12/11	168.963	176.961	181.884	184.149	—
Basic organic chemicals.....	06	14		355.148	343.971	336.930	333.751	320.208
Primary basic organic chemicals.....	06	1401		338.583	316.322	290.228	279.165	250.755
Aromatics.....	06	140197	06/01	304.123	249.252	244.016	255.462	227.884
Liquid refinery gases.....	06	140198	06/01	316.934	310.885	278.360	258.630	232.636
Cyclic intermediate chemicals and dyes.....	06	1402		305.713	300.797	301.060	300.698	300.546
Cyclic intermediate chemicals.....	06	140281	06/01	289.233	284.492	284.752	284.403	284.190
Synthetic organic dyes.....	06	140282	06/01	131.334	129.781	129.821	129.712	130.074
Other basic organics.....	06	1403		326.879	322.915	327.119	328.640	324.188
Ethanol (ethyl alcohol).....	06	140341		315.174	314.176	306.438	319.305	297.968
Other basic organics, n.e.c.....	06	140399	06/87	322.380	317.614	325.335	323.379	324.157
Fatty acids.....	06	1403991	12/07	281.372	270.086	254.535	257.859	244.805
Bulk pesticides and other bulk synthetic organic agricultural chemicals, excluding preparation.....	06	1403992	12/07	289.966	290.500	290.500	290.500	290.500
Industrial organic flavor oil mixtures and blends.....	06	1403993	12/08	463.424	463.424	463.424	463.424	463.424
Natural organic chemicals.....	06	1403995	12/08	153.423	145.962	160.146	157.900	157.900
Synthetic organic chemicals for use as flavor and perfume materials.....	06	1403997	12/07	137.182	137.182	137.182	137.182	137.182
Synthetic organic plasticizers.....	06	1403999	12/07	179.830	169.146	162.124	160.266	142.450

See footnotes at end of table.

Table 9. Producer price indexes for commodity and service groupings and individual items, not seasonally adjusted — Continued
 [December 2022, Index base 1982=100, unless otherwise indicated]

Title	Commodity code		Other index base	Unadjusted index ¹				
	Group code	Item code		Aug. 2022	Sept. 2022 ^P	Oct. 2022 ^P	Nov. 2022 ^P	Dec. 2022 ^P
Other synthetic organic chemicals.....	06	140399A	12/07	111.548	111.760	111.884	108.087	108.253
Miscellaneous end use chemicals and chemical products, excluding urea.....	06	140399B	12/07	217.865	217.072	222.237	220.217	230.144
Miscellaneous cyclic and acyclic chemicals and chemical products, excluding fatty acid esters.....	06	140399C	12/07	152.007	146.047	157.451	159.209	154.509
Paints and allied products.....	06	2		401.388	405.660	405.160	410.349	411.802
Prepared paint.....	06	21		418.949	422.206	424.011	424.593	426.083
Architectural coatings.....	06	2101		496.885	500.888	506.400	506.378	509.071
Architectural coatings.....	06	210104	12/03	272.588	274.784	277.808	277.796	279.273
Exterior architectural coatings.....	06	2101041	12/12	176.911	179.801	182.102	182.081	184.645
Interior architectural coatings.....	06	2101042	12/12	151.757	152.229	153.739	153.739	153.739
OEM finishes excluding marine coatings.....	06	2102	06/83	263.017	265.543	266.347	267.254	268.046
OEM finishes excluding marine coatings.....	06	210201	06/83	263.017	265.543	266.347	267.254	268.046
Transportation finishes, except powdered and high-solids coatings. . .	06	2102011	12/12	118.596	119.507	121.386	122.248	123.624
All other product finishes for original equipment manufacturers (OEM), excluding marine coating.....	06	2102012	12/12	147.134	148.647	148.436	148.746	148.746
Special purpose coatings, incl. marine, industrial & construction coatings.....	06	2103	06/83	553.761	556.673	553.089	554.035	554.485
Special purpose coatings, incl. marine, industrial & construction coatings.....	06	210301	06/83	553.761	556.673	553.089	554.035	554.485
Paint materials.....	06	22		336.939	343.361	337.212	355.230	356.765
Paint colors.....	06	2202		283.918	288.715	282.958	299.828	301.265
All other inorganic pigments, including TiO2, chrome colors, and other white opaque pigments.....	06	22020N	09/21	126.018	128.228	126.197	134.299	134.299
Synthetic organic pigments.....	06	220298	06/87	190.099	192.832	185.917	193.624	198.312
Kaolin and ball clay.....	06	2204		239.667	248.904	248.904	248.904	248.904
Kaolin and ball clay.....	06	220407		274.773	285.364	285.364	285.364	285.364
Allied and miscellaneous paint products.....	06	23	06/83	425.103	431.862	428.533	428.663	428.663
Allied and miscellaneous paint products.....	06	2301	06/83	425.103	431.862	428.533	428.663	428.663
Allied and miscellaneous paint products.....	06	230104	12/03	240.649	244.475	242.590	242.664	242.664
Drugs and pharmaceuticals.....	06	3		645.569	645.531	646.056	646.242	646.079
Medicinal and botanical chemicals, drugs, and other products.....	06	31		183.809	184.422	184.298	185.123	185.123
Medicinal and botanical chemicals, drugs, and other products.....	06	3102	06/82	183.863	184.476	184.353	185.178	185.178
Synthetic organic medicinal chemicals, medicinal & botanical drugs, & other products.....	06	310203	06/82	183.863	184.476	184.353	185.178	185.178
Biological products, including diagnostics.....	06	37		312.092	311.700	312.247	312.215	311.784
Biological products, excluding diagnostic, for veterinary, industrial, and all other misc. uses.....	06	3717	12/04	149.186	149.360	151.952	150.840	150.840
Diagnostics.....	06	3718	06/09	140.096	139.556	139.491	139.770	139.243
In-vitro diagnostic substances.....	06	371801		226.292	225.245	225.615	225.615	224.681
Biological products, excluding diagnostic, for human use.....	06	3719	06/09	152.241	152.252	152.247	152.246	152.248
Pharmaceutical preparations.....	06	38	06/01	282.499	282.510	282.700	282.733	282.744
Pharmaceuticals affecting neoplasms, the endocrine system, & metabolic diseases.....	06	3801	06/01	310.766	310.766	310.766	310.766	310.764
Cancer therapy products.....	06	380102	12/09	114.886	114.886	114.886	114.886	114.886
Insulin/antidiabetes products.....	06	380103	12/09	307.839	307.839	307.839	307.839	307.839
Other neoplasms, endocrine system, and metabolic diseases.....	06	380104	12/09	175.002	175.002	175.002	175.002	175.002
Hormones and oral contraceptives.....	06	380105	12/09	225.193	225.193	225.193	225.193	225.186
Pharmaceuticals acting on the central nervous system and the sense organs.....	06	3802	06/01	328.273	328.273	328.273	328.273	328.273
Analgesics.....	06	380202	12/09	277.153	277.153	277.153	277.153	277.153
Analgesics, over-the-counter.....	06	380202OC	06/81	263.265	263.265	263.265	263.265	263.265
Analgesics, prescription.....	06	380202RX	06/81	2,381.186	2,381.186	2,381.186	2,381.186	2,381.186
Psychotherapeutics.....	06	380203	12/09	186.144	186.144	186.144	186.144	186.144
Antidepressants.....	06	3802031	12/09	185.322	185.322	185.322	185.322	185.322
Other psychotherapeutics, including tranquilizers.....	06	3802032	12/09	201.418	201.418	201.418	201.418	201.418
Anticonvulsants.....	06	380204	12/09	245.476	245.476	245.476	245.476	245.476
Other central nervous system and sense organs.....	06	380205	12/09	196.726	196.726	196.726	196.726	196.726
Pharmaceuticals acting on the cardiovascular system.....	06	3803	06/01	425.389	425.389	425.389	425.389	425.389
Other cardiovascular preparations.....	06	380305	12/09	319.406	319.406	319.406	319.406	319.406
Pharmaceuticals acting on the respiratory system.....	06	3804	06/01	231.986	231.986	232.371	232.371	232.371
Antihistamines and bronchodilators, including antiasthmatics.....	06	380402	12/07	163.432	163.432	163.432	163.432	163.432
Other respiratory preparations.....	06	380403	12/07	198.378	198.378	198.826	198.826	198.826
Other respiratory preparations, over-the-counter.....	06	380403OC	12/07	120.313	120.313	122.349	122.349	122.349
Other respiratory preparations, prescription.....	06	380403RX	12/07	220.107	220.107	220.107	220.107	220.107
Pharmaceuticals acting on the digestive or the genito-urinary systems. . .	06	3805	06/01	201.636	201.636	201.636	201.708	201.708
Other digestive or genito-urinary preparations.....	06	380503	12/09	146.641	146.641	146.641	146.695	146.695
Other digestive or genito-urinary preparations, prescription.....	06	380503RX	06/01	221.161	221.161	221.161	221.252	221.252
Pharmaceuticals acting on the skin.....	06	3806	06/01	190.026	190.026	190.026	190.026	190.026

See footnotes at end of table.

Table 9. Producer price indexes for commodity and service groupings and individual items, not seasonally adjusted — Continued
 [December 2022, Index base 1982=100, unless otherwise indicated]

Title	Commodity code		Other index base	Unadjusted index ¹				
	Group code	Item code		Aug. 2022	Sept. 2022 ^P	Oct. 2022 ^P	Nov. 2022 ^P	Dec. 2022 ^P
Other pharmaceutical preparations acting on the skin.....	06	380603	12/09	124.637	124.637	124.637	124.637	124.637
Anti-acne preparations.....	06	380604	12/09	111.726	111.726	111.726	111.726	111.726
Vitamin, nutrient, and hematinic preparations.....	06	3807	06/01	145.775	145.865	146.795	146.795	146.880
Multivitamins.....	06	380702	12/09	117.544	117.544	117.975	117.975	117.975
Other vitamins and nutrients.....	06	380703	12/09	134.730	134.876	136.013	136.013	136.151
Pharmaceuticals affecting parasitic and infective diseases.....	06	3808	06/01	272.954	272.954	272.954	273.298	273.298
Broad and medium spectrum antibiotics.....	06	380802	12/09	170.335	170.335	170.335	171.403	171.403
Systemic antivirals.....	06	380803	12/09	190.053	190.053	190.053	190.053	190.053
Other parasitic and infective diseases.....	06	380804	12/09	206.934	206.934	206.934	206.934	206.934
Fats and oils, inedible.....	06	4		399.102	394.758	390.583	413.359	384.391
Fats and oils, inedible.....	06	41		399.102	394.758	390.583	413.359	384.391
Fats and oils, inedible.....	06	4101		399.102	394.758	390.583	413.359	384.391
Soybean oil, processed for inedible purposes.....	06	410131	06/95	231.795	227.429	223.378	240.657	220.890
Crude soybean oil, degummed, made from soybeans crushed in the same establishment.....	06	4101311	12/07	95.373	93.253	93.870	96.353	95.977
Soybean oil, all other types.....	06	4101312	12/07	185.226	182.005	176.876	194.518	172.294
Lard, inedible tallow, and grease, except wool grease.....	06	410132	06/02	636.813	646.818	655.086	654.220	635.028
Agricultural chemicals and chemical products.....	06	5		374.231	374.329	381.715	383.985	385.441
Mixed fertilizers.....	06	51		286.980	286.290	287.488	287.821	289.144
Mixed fertilizers.....	06	5105	06/86	302.818	302.089	303.353	303.705	305.101
Mixed fertilizers.....	06	510501	06/86	302.818	302.089	303.353	303.705	305.101
Mixed fertilizers, made in plants which manufacture fertilizer materials.....	06	5105011	12/09	287.772	287.772	287.772	287.772	286.385
Mixed fertilizers, dry, mixing only.....	06	5105012	12/09	141.504	140.902	140.504	141.546	143.209
Mixed fertilizers, liquid, mixing only.....	06	5105013	12/09	156.341	156.067	164.276	160.378	160.778
Fertilizer materials.....	06	52		439.933	437.749	448.751	454.928	452.507
Nitrogenates.....	06	5201		543.307	536.832	565.279	581.400	575.244
Fertilizer materials of organic origin.....	06	520137	12/93	234.613	234.613	234.613	234.613	234.613
Synthetic ammonia, nitric acid, ammonium compounds, and urea.....	06	52013A	12/14	177.149	174.947	184.622	190.105	188.011
Phosphates.....	06	5202		365.982	366.568	366.267	366.003	366.003
Phosphoric acid, 52-54 percent APA, superphosphates and other phosphate fertilizer materials.....	06	52026A	12/14	158.443	158.697	158.567	158.452	158.452
Other agricultural chemicals.....	06	53		288.878	291.279	296.946	296.287	300.890
Other agricultural chemicals.....	06	5301		288.878	291.279	296.946	296.287	300.890
Lawn and garden pesticides and chemicals.....	06	530107	06/03	172.946	190.643	190.643	192.613	192.613
Household and institutional pesticides and chemicals.....	06	530108	06/03	172.828	174.259	174.259	174.259	174.259
Agricultural and commercial pesticides and chemicals.....	06	530109	06/03	198.589	199.238	203.729	203.085	206.733
Plastic resins and materials.....	06	6		309.932	306.825	299.731	286.944	280.548
Thermoplastic resins and plastics materials.....	06	62		314.594	310.588	302.487	286.566	278.993
Thermoplastic resins and plastics materials.....	06	6212	12/03	218.610	215.826	210.197	199.134	193.871
Thermoplastic resins and plastics materials.....	06	621201	12/03	218.610	215.826	210.197	199.134	193.871
Thermosetting resins and plastics materials.....	06	63		303.268	305.582	304.303	310.279	310.810
Thermosetting resins and plastics materials.....	06	6306	12/98	216.112	217.762	216.850	221.109	221.488
Thermosetting resins and plastics materials.....	06	630601	12/98	216.112	217.762	216.850	221.109	221.488
Other chemicals and allied products.....	06	7		248.644	247.942	248.165	249.392	249.950
Soaps and detergents.....	06	71		212.880	215.223	215.610	218.517	218.517
Soaps and other detergents.....	06	7104	06/83	204.461	206.712	207.083	209.876	209.876
Soaps and detergents, commercial, industrial, and institutional.....	06	710401	06/83	290.083	290.179	290.715	292.054	292.054
Commercial, industrial, and institutional hard surface cleaners.....	06	71040101	12/11	112.212	112.212	112.212	112.212	112.212
Commercial, industrial, and institutional laundry detergents.....	06	71040102	12/11	132.194	132.194	132.896	132.896	132.896
Commercial, industrial, and institutional dishwashing detergents.....	06	71040103	12/11	140.893	140.893	140.893	140.893	140.893
Commercial, industrial, and institutional metal cleaners.....	06	71040104	12/11	142.756	142.756	142.756	142.756	142.756
Dairy, farm, and food plant cleaners, sanitizers, etc.....	06	71040106	12/11	135.822	135.822	135.822	135.822	—
Commercial, industrial, and institutional soaps, excluding specialty cleaners.....	06	71040107	12/11	139.313	139.677	140.068	140.068	140.068
Commercial, industrial, and institutional scouring cleaners.....	06	71040109	05/18	100.485	100.485	—	—	—
Household detergents.....	06	710402		165.235	169.023	169.400	173.782	173.782
Household alkaline detergents and cleaners.....	06	7104021	05/18	118.903	128.399	128.447	139.432	139.432
Household dry and liquid laundry detergents.....	06	7104022	05/18	105.561	105.561	105.881	105.881	105.881
Soaps, excluding specialty cleaners, household.....	06	710403	06/83	221.123	222.504	222.522	222.522	222.522
Polish and other sanitation goods.....	06	72	06/83	226.397	226.834	227.179	227.120	227.163
Polish and other sanitation goods.....	06	7201	06/83	226.397	226.834	227.179	227.120	227.163
Polishing preparations and related products.....	06	720103	06/83	293.058	293.506	295.161	295.161	295.179
Specialty cleaning and sanitation products.....	06	720105	05/17	120.027	120.321	120.458	120.413	120.445
Disinfectants, nonagricultural, industrial and institutional.....	06	7201051	05/17	155.350	156.499	156.499	156.499	156.499
Air and room fresheners.....	06	7201053	12/11	126.716	126.777	126.777	126.777	126.777

See footnotes at end of table.

Table 9. Producer price indexes for commodity and service groupings and individual items, not seasonally adjusted — Continued
 [December 2022, Index base 1982=100, unless otherwise indicated]

Title	Commodity code		Other index base	Unadjusted index ¹				
	Group code	Item code		Aug. 2022	Sept. 2022 ^P	Oct. 2022 ^P	Nov. 2022 ^P	Dec. 2022 ^P
Laundry fabric softeners and rinses, liquid and dry.....	06	7201058	05/17	109.531	109.558	109.558	109.558	109.558
Other specialty cleaning and sanitation products.....	06	7201059	12/11	119.976	120.274	120.659	120.534	120.621
Cosmetics and other toilet preparations.....	06	75		180.077	180.352	181.308	181.485	181.539
Shaving preparations.....	06	7502		190.604	190.731	190.731	191.291	191.291
Shaving preparations.....	06	750206	06/99	168.644	168.757	168.757	169.252	169.252
Perfumes, toilet waters, and colognes.....	06	7503		186.072	186.072	188.206	188.206	188.206
Perfumes, toilet waters, and colognes.....	06	750306	06/99	116.055	116.055	117.386	117.386	117.386
Hair preparations (including shampoos).....	06	7504		209.442	210.402	212.013	212.805	213.159
Hair preparations (including shampoos).....	06	750407	06/99	155.023	155.734	156.926	157.512	157.774
Hair preparations incl professional, consumer, and cream/gel shampoos.....	06	75040701	12/11	137.301	138.087	139.171	139.785	140.018
Hair tonics and hair dressings incl professional and consumer use. . .	06	75040702	12/11	112.581	112.682	113.476	113.648	113.838
Toothpastes, denture cleaners, and mouthwashes.....	06	7505		158.936	159.033	158.898	159.035	158.916
Denture cleaners, mouthwashes, gargles, and rinses.....	06	750504	12/11	125.616	125.747	125.564	125.749	125.588
Creams, lotions, and oils, excluding shaving, hair, and deodorant.....	06	7514	06/99	125.362	125.591	127.312	127.312	127.312
Creams, lotions, and oils, excluding shaving, hair, and deodorant.....	06	751401	06/99	125.362	125.591	127.312	127.312	127.312
Other cosmetics and toilet preparations.....	06	7515	06/99	120.373	120.396	120.399	120.402	120.402
Other cosmetics and toilet preparations.....	06	751501	06/99	120.373	120.396	120.399	120.402	120.402
Misc. chemical prod. and preparations.....	06	79		319.146	316.223	315.817	317.416	318.689
Explosives, propellants, and blasting accessories.....	06	7902		271.465	271.087	274.712	278.355	278.802
Explosives, propellants, and blasting accessories.....	06	790234	12/03	166.862	166.629	168.858	171.097	171.372
Industrial gases.....	06	7903		359.580	361.439	362.581	379.347	376.376
Carbon dioxide.....	06	790302		505.814	518.456	516.622	512.257	499.460
Nitrogen.....	06	790303		283.217	285.992	292.594	297.679	292.915
Oxygen.....	06	790304		545.630	547.010	546.640	552.928	553.336
Argon and hydrogen.....	06	790309	06/09	82.946	83.771	83.675	83.644	84.542
Other industrial gases (including fluorocarbon and acetylene).....	06	790312	06/09	279.082	279.082	279.082	302.083	299.511
Adhesives and sealants.....	06	7904	12/83	350.149	352.638	353.503	354.112	356.255
Synthetic resin and rubber adhesives.....	06	790402	12/83	352.153	356.041	357.181	357.425	361.625
Epoxy adhesives.....	06	7904021	12/11	148.279	156.030	156.030	156.030	156.030
Other synthetic resin and rubber adhesives.....	06	7904026	12/11	135.115	136.572	136.949	137.059	137.059
Structural sealants (load bearing).....	06	790407	12/11	119.574	119.574	120.486	120.486	117.350
Nonstructural caulking compounds and sealants.....	06	79040A	12/11	174.036	174.088	174.130	174.991	174.804
Surface active agents.....	06	7905	12/83	362.054	355.720	352.057	347.945	353.874
Textile and leather assistants and finishes.....	06	790501	12/83	270.526	276.522	276.721	253.826	253.826
Surfactants (bulk surface active agents).....	06	790502	12/83	388.334	378.915	374.267	374.707	382.151
Gum and wood chemicals, including wood distillation products.....	06	7906	06/84	526.847	523.848	554.852	558.737	558.383
Gum and wood chemicals, including wood distillation products.....	06	790607	12/03	343.968	342.010	362.251	364.788	364.557
Other miscellaneous chemical products.....	06	7909		271.227	266.291	264.745	264.715	265.042
Carbon black.....	06	790918	12/83	675.632	674.621	633.952	620.183	610.163
Printing ink.....	06	790919	06/84	259.592	258.294	258.409	260.172	260.559
Gravure printing inks.....	06	7909192	12/11	104.767	104.715	104.715	104.715	104.715
Lithographic and offset inks.....	06	7909193	12/11	127.432	127.432	127.432	127.432	127.432
News and nonheat web offset printing inks.....	06	79091931	12/11	136.230	136.230	136.230	136.230	136.230
Publication and commercial web inks.....	06	79091932	12/11	123.760	123.760	123.760	123.760	123.760
Sheet-fed general inks.....	06	79091933	12/11	131.332	131.332	131.332	131.332	131.332
Sheet-fed packaging inks.....	06	79091934	12/11	126.455	126.455	126.455	126.455	126.455
Flexographic printing inks.....	06	7909194	12/11	166.304	166.304	166.304	166.304	166.304
Nonimpact/digital inks.....	06	7909195	12/11	180.644	177.914	177.986	181.364	182.090
All other printing inks.....	06	7909196	12/11	114.528	115.911	116.538	116.205	116.205
Water-treating compounds.....	06	790961	06/85	231.989	221.724	221.350	222.306	223.682
Automotive chemicals.....	06	790991	06/09	114.488	114.566	115.927	116.690	116.690
Other chemical preparations, n.e.c.....	06	790999	06/85	297.069	291.381	291.782	291.385	293.061
Rubber and plastic products.....	07	-		260.011	259.595	257.993	257.453	257.067
Rubber and rubber products.....	07	1		221.485	221.896	222.332	221.578	220.411
Synthetic rubber, inc. styrene-butadiene rubber (SBR) and ethylene propylene.....	07	11		265.420	264.434	260.010	250.596	239.344
Synthetic rubber.....	07	1102		266.800	265.809	261.362	251.899	240.589
Synthetic rubber, inc. sbr and ethylene propylene.....	07	110224	06/03	211.373	210.589	207.065	199.568	190.607
Tires, tubes, tread, & repair materials.....	07	12		185.757	186.606	188.319	189.321	190.317
Tires.....	07	1201		181.280	182.161	183.938	184.978	186.008
Pneumatic tires (including passenger, truck, bus, tractor, industrial, and other tires).....	07	12010		181.199	182.086	183.877	184.924	185.963
Passenger car pneumatic tires.....	07	120104	12/03	183.631	183.631	187.841	188.155	188.155
Truck and bus (including off-the-highway) pneumatic tires.....	07	120105		190.910	193.300	191.435	194.169	197.432
Tread rubber, tire sundries, and repair materials.....	07	1203		277.888	277.888	277.905	277.905	277.986
Tread rubber, tire sundries, and repair materials.....	07	120354	12/03	199.903	199.903	199.915	199.915	199.973

See footnotes at end of table.

Table 9. Producer price indexes for commodity and service groupings and individual items, not seasonally adjusted — Continued
 [December 2022, Index base 1982=100, unless otherwise indicated]

Title	Commodity code		Other index base	Unadjusted index ¹				
	Group code	Item code		Aug. 2022	Sept. 2022 ^P	Oct. 2022 ^P	Nov. 2022 ^P	Dec. 2022 ^P
Miscellaneous rubber products.....	07	13		248.583	249.039	249.855	250.260	250.317
Rubber and plastics footwear, including athletic footwear.....	07	1301		156.491	156.491	156.491	156.491	156.491
Rubber and plastics footwear, including athletic footwear.....	07	130109	12/11	116.643	116.643	116.643	116.643	116.643
Rubber and plastic belts and belting.....	07	1303		345.582	345.888	347.160	347.421	347.421
Flat rubber and plastics belts and belting.....	07	130371	12/03	313.563	313.994	313.994	314.362	314.362
Rubber and plastics transmission belts and belting (excluding flat).....	07	130372	12/03	154.591	154.591	156.189	156.189	156.189
Rubber and plastics hose.....	07	1304		307.180	307.180	304.394	303.373	303.751
Rubber and plastics hose.....	07	130411	12/11	136.203	136.203	134.968	134.515	134.682
Industrial rubber and plastics hose without fittings.....	07	1304116	12/11	123.724	123.724	121.201	121.201	121.201
Rubber and plastics water hose (incl. fire, irrigation, etc.).....	07	1304117	12/11	185.547	185.547	184.537	184.537	186.401
Rubber and plastics hose for on- and off-highway motor vehicles.....	07	1304118	12/11	124.600	124.600	123.322	122.203	122.203
Miscellaneous rubber products, n.e.c.....	07	1306	06/83	222.123	222.640	223.863	224.455	224.474
All other industrial rubber products.....	07	130604	06/83	321.335	321.711	323.065	326.308	326.308
All other miscellaneous rubber goods.....	07	130606	06/83	235.314	239.210	239.133	239.133	239.306
Rubber compounds or mixtures for sale or interplant transfer.....	07	130612	06/83	305.995	306.005	312.671	312.671	312.671
Rubber druggist and medical sundries, excluding gloves.....	07	130616	12/03	142.134	142.257	142.257	142.257	142.257
Rubber products for mechanical use.....	07	130617	12/04	132.056	132.063	132.063	132.582	132.582
Molded rubber mechanical goods automotive.....	07	1306171	12/11	94.902	94.902	94.902	94.902	94.902
Molded rubber mechanical goods, transportation/off-highway.....	07	1306172	12/11	123.316	123.316	123.316	123.316	123.316
Other molded rubber mechanical goods (excluding tubing).....	07	1306179	12/11	141.613	141.659	141.659	141.659	141.659
Other extruded rubber mechanical goods (excl. auto)(excl. tubing).....	07	130617C	12/11	124.885	124.885	124.885	125.940	125.940
Rubber coated fabrics and garments.....	07	130618	06/06	194.596	194.597	197.176	197.176	197.176
Plastic products.....	07	2		283.312	282.587	280.202	279.719	279.596
Plastic construction products.....	07	21		362.153	360.813	358.050	356.226	353.741
Plastic construction products.....	07	2106		362.153	360.813	358.050	356.226	353.741
Plastics pipe.....	07	210603	12/05	220.979	219.118	214.930	214.681	211.766
Plastics drain, waste, and vent pipe.....	07	2106031	12/11	181.286	182.558	173.767	171.026	167.407
Plastics water pipe.....	07	2106033	12/11	252.846	251.614	252.319	252.167	246.529
Plastics sewer, stormdrain, and water main pipe.....	07	2106038	12/17	239.503	232.052	228.061	230.503	227.214
Other plastics pipe.....	07	210603B	12/11	195.226	190.858	186.515	186.515	186.515
Plastics pipe fittings and unions.....	07	210604	12/05	324.032	323.165	323.317	318.983	318.377
Plastics plumbing fixtures.....	07	210605	12/05	163.076	163.303	163.295	163.481	164.560
Other plastic construction products.....	07	210606		301.988	301.562	300.917	298.564	296.830
Building and construction polystyrene foam products.....	07	2106061	06/08	217.320	217.320	217.320	216.696	216.188
Building & construction fabricated plastics products (excl foam, plumbing fixtures, hardware).....	07	2106063	06/08	169.824	169.541	169.112	167.635	166.555
Unsupported plastic film, sheet and other shapes.....	07	22		298.126	294.745	293.344	294.539	294.071
Unsupported plastic film, sheet and other shapes.....	07	2205	12/82	295.432	292.081	290.693	291.878	291.414
Unsupported plastic film, sheet and other shapes.....	07	220501	12/82	295.432	292.081	290.693	291.878	291.414
Unlaminated polyethylene film and sheet.....	07	2205011	12/11	135.466	137.316	138.090	137.637	137.790
Unlaminated vinyl and vinyl copolymer film and sheet.....	07	2205013	12/11	163.283	166.878	166.878	166.878	163.130
Miscellaneous unlaminated plastics film and sheet.....	07	2205014	12/11	132.330	125.888	125.257	125.100	124.135
Unlaminated plastics profile shapes.....	07	2205015	12/11	139.186	136.526	134.756	139.016	141.308
Laminated plastic sheets, rods, and tubes.....	07	23		259.778	259.317	259.317	260.086	260.086
Laminated plastics plates, sheet (excluding packaging), and shapes.....	07	2304		260.128	259.666	259.666	260.437	260.437
Laminated plastics plates, sheet (excluding packaging), and shapes.....	07	230401	12/82	267.765	267.289	267.289	268.083	268.083
Parts for manufacturing from plastics.....	07	26		184.703	185.448	185.744	185.212	185.530
Parts for transportation equipment.....	07	2601		172.710	173.307	173.795	173.840	173.837
Parts for transportation equipment.....	07	260105	12/82	171.300	171.892	172.375	172.420	172.417
Transportation polyurethane foam products.....	07	2601051	12/11	123.914	123.914	123.914	124.750	124.750
Transportation fabricated plastic parts (excluding foam and reinforced plastics).....	07	2601052	12/11	133.003	133.500	133.906	133.871	133.868
Other parts and components for manufacturing.....	07	2602		175.176	176.684	177.272	175.783	176.750
Other parts and components for manufacturing.....	07	260205	12/82	175.311	176.821	177.409	175.919	176.887
All other miscellaneous polyurethane foam products.....	07	2602051	12/11	116.984	116.984	117.286	117.286	117.671
Electrical & electronic fabricated plastics (excl. foam and reinforced plastics).....	07	2602052	12/11	110.684	112.990	113.893	113.893	115.754
All other polystyrene foam products incl. transportation application uses.....	07	2602053	12/11	179.304	179.304	179.304	175.877	175.877
Industrial machinery plastics products, excl foam (incl gears, bearings, bushings, cams).....	07	2602054	12/11	137.972	138.258	138.258	136.188	135.712
Foam components for furniture.....	07	2603	12/82	311.242	310.456	307.600	304.855	305.942
Foam components for furniture.....	07	260305	12/99	229.332	228.753	226.649	224.626	225.427
Other plastic products.....	07	29	12/82	300.332	301.756	296.787	297.158	298.741
Other plastic products.....	07	2901	12/82	300.332	301.756	296.787	297.158	298.741
Custom compounding of purchased plastic resins (incl color concentrates and resin pellets).....	07	290196	12/99	212.115	212.621	206.328	206.780	206.510
All other reinforced and fiberglass plastics products.....	07	290197	12/99	223.184	225.047	225.069	225.087	228.692
Products made of foam other than polystyrene or polyurethane.....	07	290198	12/99	160.117	160.861	161.317	161.317	161.317

See footnotes at end of table.

Table 9. Producer price indexes for commodity and service groupings and individual items, not seasonally adjusted — Continued
 [December 2022, Index base 1982=100, unless otherwise indicated]

Title	Commodity code		Other index base	Unadjusted index ¹				
	Group code	Item code		Aug. 2022	Sept. 2022 ^P	Oct. 2022 ^P	Nov. 2022 ^P	Dec. 2022 ^P
Plastic packaging products.....	07	2A	12/06	156.329	156.558	153.946	153.102	152.794
Plastic packaging products.....	07	2A01	12/06	156.329	156.558	153.946	153.102	152.794
Plastic packaging products.....	07	2A0101	12/06	156.329	156.558	153.946	153.102	152.794
Other plastic packaging products, excluding film, sheet, foam and bottles.....	07	2A01012	12/09	144.047	144.066	142.018	140.340	139.721
Packaging polyurethane foam products.....	07	2A01013	12/09	197.161	197.161	197.161	197.161	197.161
Plastic bottles.....	07	2A01014	12/09	137.966	137.242	136.044	135.718	135.654
Polystyrene foam food containers.....	07	2A01015	12/11	258.093	267.865	247.630	251.256	253.670
Polystyrene foam protective shipping pads/shaped cushioning/other foam packaging supplies.....	07	2A01016	12/11	249.061	249.057	249.057	249.045	247.004
Consumer, institutional, and commercial products, n.e.c.....	07	2B	12/06	196.027	195.160	194.188	194.731	195.726
All other consumer, institutional, and commercial products.....	07	2B01	12/06	196.027	195.160	194.188	194.731	195.726
All other consumer, institutional, and commercial products.....	07	2B0101	12/06	196.027	195.160	194.188	194.731	195.726
Consumer and institutional polystyrene foam products.....	07	2B01011	12/07	247.609	248.506	236.562	238.177	240.215
Consumer/institutional/commercial fabricated plastics products.....	07	2B01015	12/07	176.018	174.918	175.593	175.960	176.003
Recyclable plastics.....	07	2C	12/11	107.049	99.703	91.510	86.610	84.482
Recyclable plastics.....	07	2C01	12/11	107.049	99.703	91.510	86.610	84.482
Recyclable plastics.....	07	2C0101	12/11	107.049	99.703	91.510	86.610	84.482
Lumber and wood products.....	08	—		329.173	322.822	317.409	311.761	307.113
Lumber.....	08	1		307.332	292.178	282.917	273.800	261.540
Softwood lumber.....	08	11		326.027	309.104	302.976	299.409	283.990
Softwood cut stock and dimension.....	08	1105		318.538	301.215	292.425	287.156	274.382
Softwood cut stock and dimension.....	08	110503		339.979	321.489	312.107	306.484	292.850
Softwood lumber, not edge worked.....	08	1106	12/03	169.172	159.395	156.183	154.849	146.107
Softwood lumber, not edge worked.....	08	110601	12/03	169.172	159.395	156.183	154.849	146.107
Softwood dressed lumber, less than 2 inches in nominal thickness, not edge worked.....	08	1106012	06/12	179.653	173.776	178.061	182.457	183.508
Softwood dressed 2-inch lumber, 2 inches in nominal thickness only, not edge worked.....	08	1106013	06/12	190.803	175.070	168.899	166.809	150.031
Softwood dressed lumber and timbers, more than 2 inches in nominal thickness, not edge worked.....	08	1106014	06/12	173.098	162.139	155.472	150.384	149.797
Softwood lumber, made from purchased lumber.....	08	1107	12/03	283.958	276.952	272.588	266.040	257.617
Softwood lumber, made from purchased lumber.....	08	110701	12/03	283.958	276.952	272.588	266.040	257.617
Hardwood lumber.....	08	12		293.973	280.986	265.546	245.954	238.525
Hardwood cut stock and dimension.....	08	1203		343.233	324.473	308.309	274.069	262.656
Hardwood cut stock and dimension.....	08	120311	06/84	298.626	282.304	268.241	238.451	228.521
Hardwood flooring.....	08	1204	06/84	264.370	258.348	259.495	260.860	261.616
Oak and maple hardwood flooring.....	08	120401	06/84	267.411	260.141	261.526	263.281	264.194
Hardwood flooring, other than oak and maple.....	08	120402	12/11	153.749	153.749	153.749	153.427	153.427
Hardwood lumber, not edge worked.....	08	1205	12/03	131.013	122.738	108.845	98.484	93.836
Hardwood lumber, not edge worked.....	08	120501	12/03	131.013	122.738	108.845	98.484	93.836
Millwork.....	08	2		375.081	370.827	369.633	364.614	362.583
General millwork.....	08	21		335.941	333.542	334.095	333.269	333.272
General millwork.....	08	2101		335.941	333.542	334.095	333.269	333.272
Stock wood kitchen cabinets, related cabinetwork and countertops.....	08	210102	12/12	121.676	121.676	121.676	121.676	121.676
Stock wood kitchen cabinets and related cabinetwork for permanent installation.....	08	2101021	12/09	128.433	128.433	128.433	128.433	128.433
Custom wood kitchen cabinets, bathroom vanities, and related cabinetwork.....	08	210105	12/12	144.867	144.867	144.867	144.953	149.461
Custom wood kitchen cabinets and related cabinetwork not sold direct to customer at retail.....	08	2101051	12/09	167.166	167.166	167.166	167.376	176.965
Custom wood kitchen cabinets, bathroom vanities, and related cabinet work sold at retail.....	08	2101052	12/09	140.548	140.548	140.548	140.548	141.627
Wood window units.....	08	210112	06/83	359.617	359.617	359.617	359.617	359.617
Double hung wood window units.....	08	2101121	06/13	159.673	159.673	159.673	159.673	159.673
Casement wood window units.....	08	2101122	06/13	176.415	176.415	176.415	176.415	176.415
All other wood window units, including horizontal sliding, awning and single hung.....	08	2101123	06/13	151.009	151.009	151.009	151.009	151.009
Wood sash, excluding sash shipped in window units.....	08	210122	06/83	362.135	362.135	362.135	362.135	362.135
Wood window & door frames, incl. door frames in door units, excl. window frames in window units.....	08	210132	06/83	288.148	266.477	266.477	261.377	243.530
Wood panel, flush, & molded face doors, interior & exterior, incl. doors with glazed sections.....	08	210142	06/83	334.139	335.300	345.273	345.697	346.225
Other wood doors, incl. garage, patio, bifold, cabinet, screen, storm and louver.....	08	210152	06/83	320.026	320.253	319.557	320.182	319.306
Wood moldings.....	08	210162	06/83	378.933	375.603	375.775	374.729	370.043
Mirror and picture frames and framed pictures.....	08	210175	06/02	143.343	147.291	147.291	147.291	147.291
Other wood millwork products, including stairwork, exterior millwork, and softwood flooring.....	08	210183	06/83	340.580	326.066	318.364	309.972	305.829
Prefabricated structural members.....	08	22		576.044	562.112	551.774	524.827	512.154

See footnotes at end of table.

Table 9. Producer price indexes for commodity and service groupings and individual items, not seasonally adjusted — Continued
 [December 2022, Index base 1982=100, unless otherwise indicated]

Title	Commodity code		Other index base	Unadjusted index ¹				
	Group code	Item code		Aug. 2022	Sept. 2022 ^P	Oct. 2022 ^P	Nov. 2022 ^P	Dec. 2022 ^P
Prefabricated structural members.....	08	2201		576.044	562.112	551.774	524.827	512.154
Laminated veneer lumber.....	08	220107	12/03	272.829	272.805	272.411	272.411	271.020
Other engineered structural wood members, excluding trusses & laminated veneer lumber.....	08	220108	12/03	265.869	263.014	262.050	244.827	243.639
Wood trusses.....	08	220109	12/03	361.455	350.665	342.498	324.014	314.186
Plywood.....	08	3		321.463	319.369	311.089	298.768	295.276
Softwood veneer and plywood.....	08	31		392.794	387.574	368.465	347.050	340.934
Softwood veneer and plywood.....	08	3103		306.743	302.667	287.745	271.020	266.245
Softwood veneer and plywood.....	08	310303	12/05	189.506	186.988	177.769	167.436	164.486
Softwood veneer, incl. veneer backed w/ paper, cloth, or other flexible material.....	08	3103031	12/07	180.445	169.415	158.460	148.196	140.640
Softwood plywood products: rough, sanded, and specialties.....	08	3103035	12/11	215.740	215.965	206.249	194.639	192.980
Hardwood veneer and plywood.....	08	35	12/05	164.981	166.012	168.881	167.592	167.263
Hardwood veneer and plywood.....	08	3501	12/05	164.981	166.012	168.881	167.592	167.263
Hardwood veneer, including veneer backed with paper, cloth, or other flexible material.....	08	350102	12/11	136.464	139.463	139.813	140.356	140.764
Hardwood plywood.....	08	350104	12/12	171.121	169.843	175.997	173.368	172.147
Hardwood veneered panels, including two-ply veneers.....	08	350107	12/11	154.429	157.596	155.551	154.714	155.471
Other wood products.....	08	4		234.613	233.828	226.520	223.722	222.763
Wood pallets and pallet containers, wood and metal combination.....	08	41		424.045	421.758	413.371	405.137	402.862
Wood pallets and pallet containers.....	08	4101		424.045	421.758	413.371	405.137	402.862
Wood pallets and pallet containers, wood and metal combination.....	08	410101	12/09	217.136	215.965	211.670	207.454	206.289
Wood boxes.....	08	42		266.182	263.888	243.985	238.382	237.686
Wood boxes.....	08	4201		266.182	263.888	243.985	238.382	237.686
Nailed and lock-corner wood boxes.....	08	420101	06/85	219.996	215.526	215.526	215.526	215.097
Wood box and crate shook.....	08	420102	06/85	272.611	269.054	259.712	244.461	242.825
Other wood container parts and wood containers.....	08	420127	12/03	150.062	150.062	129.016	129.016	129.016
Miscellaneous wood products.....	08	49		150.106	150.215	145.227	145.240	144.806
Wood ties, siding, shingles, and shakes, and contract sawing of logs owned by others.....	08	4903	12/03	161.992	165.864	166.132	165.978	168.148
Wood ties, siding, shingles, and shakes, and contract sawing of logs owned by others.....	08	490301	12/03	161.992	165.864	166.132	165.978	168.148
Sawn wood fence stock, wood lath, and contract resawing and planing.....	08	4904	12/03	220.450	220.450	220.450	220.450	220.450
Sawn wood fence stock, wood lath, and contract resawing and planing.....	08	490401	12/03	220.450	220.450	220.450	220.450	220.450
All other miscellaneous wood products.....	08	4909	06/84	236.285	236.131	226.691	226.730	225.709
All other miscellaneous wood products.....	08	490901	06/84	236.285	236.131	226.691	226.730	225.709
Logs, bolts, timber, pulpwood and wood chips.....	08	5		277.388	276.802	275.714	275.597	276.779
Logs, bolts, timber, pulpwood and wood chips.....	08	51		277.388	276.802	275.714	275.597	276.779
Logs, bolts, timber, pulpwood and wood chips.....	08	5105	12/11	118.528	118.278	117.813	117.763	118.268
Logs, bolts, timber and pulpwood.....	08	510502	12/11	117.611	117.449	116.862	117.110	116.716
Wood chips, excluding field chips.....	08	510505	12/11	118.445	117.908	117.860	116.820	-
Prefabricated wood buildings & components.....	08	6	12/84	393.789	392.703	386.655	385.465	384.377
Prefabricated wood buildings & components.....	08	61	12/84	393.789	392.703	386.655	385.465	384.377
Prefabricated wood buildings and components.....	08	6101	12/84	393.789	392.703	386.655	385.465	384.377
Prefabricated stationary wood buildings, components (not sold as complete units).....	08	610101	12/84	204.543	204.980	204.405	203.553	202.817
Prefabricated stationary wood buildings, precut packages (complete units).....	08	610102	12/84	522.307	519.365	519.794	521.124	520.747
Prefabricated stationary wood buildings, shipped in panel form (complete units).....	08	610103	12/84	621.796	618.589	603.290	595.585	590.042
Prefabricated stationary wood buildings, shipped in three-dimensional assemblies.....	08	610104	12/84	415.249	413.409	400.610	400.506	400.506
Prefabricated stationary wood buildings, three-dimensional assemblies, residential.....	08	6101041	12/11	195.259	194.767	187.617	187.560	187.560
Prefabricated stationary wood buildings, three-dimensional assemblies, nonresidential.....	08	6101042	12/11	199.424	196.511	196.516	196.516	196.516
Treated wood and contract wood preserving.....	08	7	06/85	280.958	276.296	276.371	276.894	274.508
Treated wood and contract wood preserving.....	08	71	06/85	280.958	276.296	276.371	276.894	274.508
Treated wood.....	08	7101	06/85	287.155	282.033	282.192	282.897	280.369
Wood poles, piles, and posts owned and treated by the same establishment.....	08	710101	06/85	394.320	403.703	402.514	405.372	409.663
Other wood products owned and treated by the same establishment.....	08	710102	06/85	252.600	243.403	243.946	244.026	239.583
Contract wood preservation.....	08	7102	06/85	223.910	223.435	222.737	221.610	220.525
Receipts for treating wood owned by others w/ arsenical chemicals, creosote, & other chemicals.....	08	710201	06/85	223.910	223.435	222.737	221.610	220.525
Pulp, paper, and allied products.....	09	-		336.225	334.516	333.072	333.922	335.306

See footnotes at end of table.

Table 9. Producer price indexes for commodity and service groupings and individual items, not seasonally adjusted — Continued
 [December 2022, Index base 1982=100, unless otherwise indicated]

Title	Commodity code		Other index base	Unadjusted index ¹				
	Group code	Item code		Aug. 2022	Sept. 2022 ^P	Oct. 2022 ^P	Nov. 2022 ^P	Dec. 2022 ^P
Pulp, paper, and prod., ex. bldg. paper.....	09	1		294.124	292.179	290.519	291.106	292.504
Wood pulp.....	09	11		254.138	254.218	252.599	259.007	258.074
Wood pulp.....	09	1105	06/06	176.432	176.487	175.364	179.812	179.165
Wood pulp.....	09	110501	06/06	176.432	176.487	175.364	179.812	179.165
Special alpha and dissolving wood pulp, incl. sulfite and sulfate and other wood pulp.....	09	1105012	12/11	134.238	134.282	132.372	135.744	135.522
All other miscellaneous pulp, other than wood, and pulp mill byproducts incl. turpentine.....	09	1105017	12/07	196.079	196.126	201.280	206.302	203.942
Recyclable paper.....	09	12		445.648	329.209	224.090	174.815	200.697
News and other low grade recyclable paper.....	09	1201		424.903	374.167	260.011	214.718	214.718
News and other low grade recyclable paper.....	09	120125	06/06	191.828	168.923	117.386	96.938	96.938
Corrugated recyclable paper.....	09	1203		389.716	274.436	171.201	114.369	148.707
Corrugated recyclable paper.....	09	120325	06/06	133.865	94.267	58.807	39.285	51.080
High grade recyclable paper (including pulp substitutes and deinking).....	09	1207	12/86	276.532	219.874	182.104	180.754	177.080
High grade recyclable (including pulp substitutes and deinking).....	09	120725	06/06	207.907	165.310	136.912	135.898	133.135
Paper.....	09	13		246.295	248.544	249.607	249.401	250.604
Writing and printing papers.....	09	1301		236.599	240.071	242.861	244.060	246.007
Bleached bristol, clay-coated, uncoated, and industrial converted paper.....	09	130119	12/11	126.626	129.314	131.004	131.730	132.909
Printing paper, coated at establishments other than where paper was produced.....	09	130120	12/11	131.814	131.814	131.814	131.814	131.814
Newsprint.....	09	1302		171.124	176.005	176.005	176.005	176.005
Newsprint.....	09	130291		171.124	176.005	176.005	176.005	176.005
Packaging and industrial converting paper.....	09	1303		321.797	321.765	319.100	317.431	315.195
Coated and laminated single and multi-web paper.....	09	130321	12/87	270.781	269.576	273.575	273.556	274.724
Single-web paper, rolls and sheets, including waxed, for flexible packaging uses.....	09	1303211	12/11	158.448	158.446	161.020	161.020	161.868
Multiweb laminated rolls and sheets, except foil, for flexible packaging uses.....	09	1303213	12/11	143.495	142.040	143.887	143.864	144.292
Coated and laminated single and multi-web film.....	09	130322	12/87	255.954	256.172	252.713	251.138	248.706
Single-web film, rolls, and sheets, including coextruded, for flexible packaging uses.....	09	130322A	01/19	125.886	126.500	124.496	123.765	124.128
Single-web film, rolls, and sheets for flexible packaging uses.....	09	130322A1	12/11	136.905	137.832	136.390	135.910	135.873
Coextruded single-web film, for flexible packaging uses.....	09	130322A2	12/11	142.006	141.445	135.607	133.258	135.757
All other coated and processed papers.....	09	1305	12/82	254.288	255.382	259.606	254.575	265.017
Converted foil for nonpackaging applications.....	09	130505	06/13	113.189	123.754	123.754	123.754	123.754
Other coated and processed papers, except for packaging uses.....	09	130506	06/13	120.886	119.989	122.537	119.501	125.803
Paperboard.....	09	14		356.360	356.717	357.525	358.499	357.334
Corrugated paperboard in sheets and rolls, lined and unlined.....	09	1405		363.733	364.547	364.962	364.962	364.962
Corrugated paperboard in sheets and rolls, lined and unlined.....	09	140551		363.733	364.547	364.962	364.962	364.962
Paperboard, excluding corrugated paperboard.....	09	1411	12/82	375.942	376.217	377.163	378.414	376.916
Recycled paperboard.....	09	141105	12/82	436.088	437.259	437.715	437.693	431.329
Unbleached kraft packaging and industrial converting paperboard.....	09	141107	12/99	225.449	225.449	225.449	225.449	225.449
Bleached packaging and industrial converting paperboard.....	09	141112	05/21	127.095	127.095	128.594	130.842	130.842
Converted paper and paperboard products.....	09	15		301.832	303.208	305.244	308.467	309.452
Sanitary paper products, including stock.....	09	1501		208.516	211.517	214.455	223.421	223.024
Sanitary paper products, including stock.....	09	150123	12/99	144.699	146.782	148.820	155.042	154.767
Sanitary tissue paper products, made in paper mills.....	09	1501233	12/07	126.414	128.296	130.265	138.244	137.757
Paper table napkins, industrial & retail pkgs bulk & dispenser types, made in paper mills.....	09	15012332	12/07	147.747	149.260	149.487	168.092	168.092
Paper towels, industrial pkgs (rolled, folded, and interfolded), made in paper mills.....	09	15012335	12/07	120.768	120.801	126.397	136.579	136.554
Other sanitary paper products, made in paper mills.....	09	15012337	12/07	125.457	126.991	128.162	131.779	130.930
Disposable diapers and similar disposable products, purchased sanitary paper stock and wadding.....	09	1501234	12/07	120.098	120.415	123.291	123.291	123.291
Sanitary tissue paper products, made from purchased sanitary paper stock or wadding.....	09	1501235	12/07	134.147	139.128	140.026	143.350	143.542
Paper, plastic, and foil bags.....	09	1502		353.718	353.799	353.423	351.351	351.892
Uncoated single-web paper grocers' bags and sacks and variety and shopping bags.....	09	150214	12/83	398.077	398.077	398.077	398.077	403.615
Specialty bags, pouches and liners.....	09	150216	12/83	286.646	286.446	286.075	284.033	284.099
Plastics, foil, and coated paper bags.....	09	1502161	12/10	148.715	148.691	153.004	153.293	153.611
Specialty bags, pouches, and liners, multiweb laminations and foil, except film-film.....	09	15021612	06/13	144.040	144.001	148.039	148.518	148.912
Single-web film specialty bags, pouches, and liners.....	09	1502162	12/10	141.227	141.108	140.409	138.901	138.921
Polyethylene grocery and variety bags and pouches.....	09	15021621	12/11	125.746	125.521	125.352	124.343	124.343
Polyethylene refuse bags.....	09	15021622	12/11	141.973	141.413	138.361	133.720	133.720
Other polyethylene bags, pouches, and liners.....	09	15021625	12/11	143.702	143.787	143.513	142.378	142.499
Coextruded single-web film specialty bags, pouches, & liners.....	09	15021626	06/13	143.722	141.967	141.967	141.967	141.967
Multiweb film/film combination specialty bags, pouches and liners.....	09	1502163	12/10	141.311	141.324	141.219	143.873	143.698
Paper boxes and containers.....	09	1503		351.844	352.748	353.806	356.205	356.806

See footnotes at end of table.

Table 9. Producer price indexes for commodity and service groupings and individual items, not seasonally adjusted — Continued
 [December 2022, Index base 1982=100, unless otherwise indicated]

Title	Commodity code		Other index base	Unadjusted index ¹				
	Group code	Item code		Aug. 2022	Sept. 2022 ^P	Oct. 2022 ^P	Nov. 2022 ^P	Dec. 2022 ^P
Corrugated shipping containers.....	09	150301	06/87	348.360	348.572	348.590	348.320	347.574
Corrugated shipping containers for food and beverages and carryout boxes for retail food.....	09	1503011	12/09	169.033	169.368	169.368	168.971	168.897
Corrugated shipping containers for paper and allied products.....	09	1503012	12/09	182.005	182.005	182.033	182.004	181.075
Corrugated shipping containers for metal and electrical machinery.....	09	1503013	12/09	202.194	202.194	202.194	202.194	202.019
Corrugated shipping containers for all other end uses.....	09	1503014	12/09	176.424	176.424	176.424	176.424	176.367
Setup (rigid) paperboard boxes.....	09	150322	12/83	437.413	444.318	442.889	455.261	462.510
Folding paperboard boxes, packaging, and packaging components.....	09	150336	12/04	150.010	150.824	152.238	155.378	156.577
Folding paperboard boxes, packaging, and packaging components.....	09	15033601	12/11	137.406	138.152	139.447	142.324	143.422
Paperboard fiber drums with ends of any material.....	09	150337	09	555.640	555.538	554.320	552.776	552.776
Cups and liquid-tight paper and paperboard containers.....	09	150355	12/17	114.060	114.060	114.060	114.060	114.060
Other corrugated and solid fiber products, including containers, pallets, pads, etc.....	09	1504		443.635	443.635	442.813	442.813	442.813
Other corrugated and solid fiber products, including containers, pallets, pads, etc.....	09	150441		616.971	616.971	615.827	615.827	615.827
Office supplies and accessories.....	09	1506		262.986	259.860	265.894	256.776	266.342
Envelopes.....	09	150636	12/84	257.360	257.450	258.686	259.357	260.722
Die-cut paper and paperboard office supplies.....	09	150646	12/03	257.950	257.950	257.950	257.950	260.129
Paper supplies for business machines and other misc. unprinted office supplies.....	09	150655	06/90	263.825	250.311	267.716	227.706	258.870
Tablets, pads, and related products.....	09	150657	12/11	131.325	131.654	131.836	136.091	138.946
Fiber cans, tubes, and similar fiber products.....	09	1507		476.887	483.575	485.886	485.749	486.261
Fiber cans, all fiber and composite.....	09	150731	12/09	178.999	179.630	180.777	180.003	180.561
Fiber cores and tubes.....	09	150732	12/09	185.790	189.457	190.210	190.554	190.554
Paperboard cones, reels, spools, bobbins, blocks, and all vulcanized fiber products.....	09	150733	12/09	155.707	155.707	155.856	155.856	155.856
Molded pulp goods, including egg cartons, florists pots, food trays, etc.....	09	1508	06/85	265.597	270.334	270.512	272.495	280.903
Molded pulp goods, including egg cartons, florists pots, food trays, etc.....	09	150814	06/90	231.175	235.297	235.452	237.178	244.496
Miscellaneous converted paper and paperboard products.....	09	1509	12/84	251.302	252.345	253.372	253.781	253.375
Pasted, lined, laminated, or surface-coated paperboard.....	09	150901	12/84	339.356	341.041	341.041	341.041	341.041
Wallcoverings.....	09	150902	06/85	189.397	189.397	189.397	189.397	189.397
Other sanitary paper products & misc. converted paper & paperboard products.....	09	150999	12/84	246.173	247.217	248.486	248.991	248.489
Miscellaneous converted paper and paperboard products.....	09	1509992	06/10	151.037	151.871	152.883	153.287	152.886
Pressure-sensitive products.....	09	16	12/82	242.309	245.232	245.593	245.811	248.820
Pressure-sensitive products.....	09	1601	12/82	242.309	245.232	245.593	245.811	248.820
Pressure-sensitive products.....	09	160101	12/82	241.814	244.731	245.091	245.309	248.311
Building paper & building board mill prods.....	09	2		371.655	350.369	340.513	339.029	327.611
Hardboard, particleboard & fiberboard prods.....	09	22		350.611	330.530	321.232	319.832	309.061
Particleboard and fiberboard.....	09	2201		368.880	345.724	333.983	332.453	320.259
Particleboard made from particleboard produced at the same location.....	09	220125	12/82	404.769	410.350	402.972	403.696	401.382
Prefinished particleboard and medium density fiberboard (MDF) made from purchased materials.....	09	220141	12/02	278.913	281.887	285.197	286.333	277.486
Hardboard products.....	09	2202	06/84	235.495	235.987	243.229	242.685	241.379
Hardboard products.....	09	220206	12/11	179.527	179.901	185.422	185.007	184.012
Publications, printed matter and printing material.....	09	4	06/09	136.742	137.549	137.873	138.538	139.459
Books printing.....	09	44	12/83	258.431	260.969	263.912	267.837	269.103
Books printing.....	09	4401	12/83	258.431	260.969	263.912	267.837	269.103
Books printing.....	09	440114	06/05	164.455	166.070	167.943	170.441	171.246
Textbook printing and binding.....	09	4401141	12/11	161.002	161.443	162.503	162.687	162.687
Technical, scientific, & professional book printing & binding.....	09	4401143	12/11	147.019	149.475	150.536	150.518	151.630
Religious book printing and binding.....	09	4401145	12/11	157.432	160.915	162.663	163.569	163.694
General book (trade, etc.) printing and binding.....	09	4401147	12/11	183.984	186.818	191.014	198.268	198.421
Other book and pamphlet printing and binding.....	09	440114E	12/11	115.467	115.537	115.559	115.559	117.738
Manifold business forms printing.....	09	45	12/83	421.696	421.696	421.696	421.696	422.097
Manifold business forms printing.....	09	4501	12/83	421.696	421.696	421.696	421.696	422.097
Manifold business forms printing, excluding checkbooks.....	09	450105	09/18	114.180	114.180	114.180	114.180	114.289
Commercial printing.....	09	47	06/82	221.865	223.254	223.662	224.717	226.435
Magazine and periodical printing.....	09	4701	06/82	164.560	169.514	170.128	170.128	172.611
Magazine and periodical printing (lithographic).....	09	470102	06/82	175.124	180.396	181.049	181.049	183.692
Label and wrapper printing for packaging.....	09	4702	06/82	249.511	250.977	251.322	251.322	251.552
Label and wrapper printing (lithographic).....	09	470202	06/82	179.795	179.795	179.795	179.795	179.795
Label and wrapper printing (flexographic).....	09	470205	12/08	153.623	154.993	155.315	155.315	155.530
Catalog and directory printing.....	09	4703	06/82	158.786	158.500	158.197	159.029	159.292
Catalog and directory printing (lithographic).....	09	470302	06/82	172.843	172.532	172.203	173.109	173.394
Advertising printing.....	09	4705	06/82	183.623	183.946	184.397	185.764	186.494
Advertising printing (lithographic).....	09	470506	06/82	180.048	180.379	180.841	182.182	182.898
Other general job printing.....	09	4706	06/82	283.668	284.414	284.600	285.900	293.343

See footnotes at end of table.

Table 9. Producer price indexes for commodity and service groupings and individual items, not seasonally adjusted — Continued
 [December 2022, Index base 1982=100, unless otherwise indicated]

Title	Commodity code		Other index base	Unadjusted index ¹				
	Group code	Item code		Aug. 2022	Sept. 2022 ^P	Oct. 2022 ^P	Nov. 2022 ^P	Dec. 2022 ^P
Quick printing.....	09	470604	12/08	121.100	121.100	121.100	121.100	123.504
Other commercial and general job printing.....	09	470609	06/82	282.882	283.821	284.055	285.693	294.001
Other commercial and general job printing (lithographic).....	09	4706091	06/09	127.772	128.214	128.324	129.093	132.995
All other commercial and general job printing.....	09	4706094	09/18	128.850	128.850	128.850	128.850	128.850
Other commercial printing, incl. screen, engraving, digital, & general job exc. labels/wrappers.....	09	4711	12/88	187.454	188.960	189.559	191.222	192.328
Commercial screen printing, excluding on garments, apparel accessories, & other fabric articles.....	09	471101	06/82	171.522	171.522	173.751	173.751	177.764
Screen printing (excluding on textiles, apparel, apparel accessories, and labels).....	09	4711012	06/09	122.108	122.108	123.695	123.695	126.551
Other commercial and general job screen printing.....	09	47110123	06/10	126.963	126.963	126.963	126.963	126.963
Digital printing.....	09	471103	12/88	142.490	143.926	143.926	145.640	146.015
Blankbooks, binders, and bookbinding work.....	09	48	06/85	328.813	329.675	330.254	330.254	330.825
Tradebinding and related work.....	09	4802	12/85	210.539	212.398	213.648	213.648	214.880
Miscellaneous binding and postpress work, incl. collating, perforating, folding, gluing, etc.....	09	480203	12/11	134.392	134.676	134.676	134.676	134.676
Softcover, pamphlet, sample book, and other binding of books and materials printed elsewhere.....	09	480204	12/11	134.259	136.623	138.811	138.811	141.103
Services for the printing trade.....	09	49	06/85	112.772	112.772	112.772	112.772	112.772
Prepress services, including platemaking.....	09	4905	12/03	100.601	100.601	100.601	100.601	100.601
Prepress services, excl platemaking (incl film, assembled flats, color sep., typesetting, etc.).....	09	490501	12/03	98.838	98.838	98.838	98.838	98.838
Printing plates and cylinders, prepared for printing (excl. blank plates and blank cylinders).....	09	490502	12/03	107.956	107.956	107.956	107.956	107.956
Metals and metal products.....	10	—		324.291	316.622	309.285	308.576	308.676
Iron and steel.....	10	1		374.122	354.285	338.608	329.997	327.489
Iron ores.....	10	11		211.983	211.381	212.131	212.131	212.131
Iron ores.....	10	1105	12/97	222.767	222.134	222.922	222.922	222.922
Iron ores.....	10	110555	12/97	222.767	222.134	222.922	222.922	222.922
Iron and steel scrap.....	10	12		546.383	527.719	510.006	493.419	534.202
Carbon steel scrap.....	10	1211	12/86	504.841	485.069	469.730	451.133	488.534
Heavy melting scrap.....	10	121191	06/96	266.833	278.077	270.724	262.179	285.854
Carbon steel scrap bundles.....	10	121192	06/96	279.576	260.532	241.894	227.585	241.768
Shredded carbon steel scrap.....	10	121193	06/96	263.371	244.446	232.667	221.038	239.047
Cut plate and structural scrap.....	10	121194	06/96	268.123	261.419	257.104	251.526	272.359
Other carbon steel scrap.....	10	121195	06/96	188.702	183.091	206.367	206.367	226.658
Stainless and other alloy steel scrap.....	10	1212	12/86	421.556	425.807	389.956	414.627	497.185
Stainless and other alloy steel scrap.....	10	121208	06/96	273.122	275.875	252.648	268.632	322.120
Cast iron scrap.....	10	1213	12/86	317.041	309.924	308.813	299.434	299.882
Cast iron scrap.....	10	121308	06/96	246.826	241.285	240.420	233.118	233.467
Other ferrous scrap.....	10	1215	06/06	91.958	99.317	96.574	98.929	81.639
Other ferrous scrap.....	10	121501	06/06	91.958	99.317	96.574	98.929	81.639
Foundry and forge shop products.....	10	15		274.942	274.811	273.629	275.016	272.859
Pressure and soil pipe & fittings, cast iron.....	10	1502		578.234	575.577	572.609	610.271	616.010
Pressure pipe & fittings, cast iron.....	10	15021	12/11	138.808	138.006	137.110	148.482	150.215
Pressure pipe & fittings, ductile iron.....	10	150211		420.140	417.824	415.095	450.639	446.688
Other gray and ductile iron castings.....	10	1504		265.414	264.671	268.121	268.111	262.027
Ductile iron castings (excluding pressure pipe & fittings).....	10	150413	12/03	190.218	189.866	192.482	192.512	190.482
Ductile iron castings for automotive uses.....	10	1504131	06/12	110.796	110.646	111.015	110.934	108.361
Ductile iron castings for all other uses.....	10	1504132	06/12	138.672	138.365	141.337	141.451	141.253
Gray iron castings (excluding soil & pressure pipe & fittings).....	10	150419	12/11	136.204	135.716	137.480	137.457	132.905
Steel investment castings.....	10	1506		319.220	319.220	312.146	312.146	312.146
Steel investment castings.....	10	150624	12/03	182.221	182.221	178.182	178.182	178.182
Carbon steel castings, except investment.....	10	1507		280.840	279.487	279.759	280.914	288.288
Carbon steel castings, except investment.....	10	150701	12/03	190.091	189.174	189.359	190.140	195.132
High alloy steel castings, excluding investment.....	10	1508		370.047	370.047	370.047	370.047	—
High alloy steel castings, excluding investment.....	10	150801	12/03	271.830	271.830	271.830	271.830	—
Other alloy steel castings, except investment.....	10	1509		266.866	267.986	265.214	265.212	265.212
Other alloy steel castings, except investment.....	10	150901	12/03	191.165	191.967	189.982	189.980	189.980
Other forge shop products.....	10	1513	06/82	201.052	201.487	199.470	198.975	196.532
Closed die forgings, ferrous.....	10	151359	06/98	146.927	149.054	147.939	146.735	144.497
Hot impression die impact, press and upset steel forgings.....	10	15135912	12/17	121.286	121.445	120.478	119.498	117.675
Hot impression die impact, press, and upset carbon steel forgings.....	10	151359121	12/17	113.737	113.975	112.628	112.123	108.097
Hot impression die impact, press, & upset alloy steel forgings, except stainless and high temp.....	10	151359122	12/17	125.925	126.015	125.335	123.579	124.136
Steel mill products.....	10	17		384.885	359.278	339.658	329.431	320.441
Semifinished steel mill products.....	10	1702	06/82	484.295	468.405	458.636	445.402	447.984
Hot rolled steel bars, plates, and structural shapes.....	10	1704	06/82	331.741	323.589	319.265	316.089	308.466

See footnotes at end of table.

Table 9. Producer price indexes for commodity and service groupings and individual items, not seasonally adjusted — Continued
 [December 2022, Index base 1982=100, unless otherwise indicated]

Title	Commodity code		Other index base	Unadjusted index ¹				
	Group code	Item code		Aug. 2022	Sept. 2022 ^P	Oct. 2022 ^P	Nov. 2022 ^P	Dec. 2022 ^P
Hot rolled steel bars, plates, and structural shapes, carbon.....	10	170410	12/17	192.061	187.333	185.132	183.683	178.929
Steel wire.....	10	1705	06/82	441.931	432.404	423.934	420.117	414.241
Steel wire, carbon.....	10	170501	12/03	400.261	392.705	388.613	381.869	374.215
Steel wire, stainless steel.....	10	170502	12/10	209.582	203.832	195.142	—	—
Steel pipe and tube.....	10	1706	06/82	502.598	498.935	492.369	482.902	469.131
Steel pipe and tube, carbon.....	10	170652	12/17	214.056	211.686	206.455	202.006	196.973
Steel pipe and tube, stainless steel.....	10	170674	12/10	159.153	153.728	155.108	153.496	151.481
Cold rolled steel sheet and strip.....	10	1707	06/82	507.982	441.036	368.249	356.160	349.378
Cold rolled steel sheet and strip.....	10	170710	06/82	507.982	441.036	368.249	356.160	349.378
Cold finished steel bars and bar shapes.....	10	1708	06/82	301.859	301.391	292.638	293.241	290.920
Cold finished steel bars and bar shapes.....	10	170810	12/17	157.569	157.325	152.756	153.071	151.859
Electrometallurgical ferroalloy products.....	10	1712	12/17	181.688	177.269	172.529	170.024	168.340
Electrometallurgical ferroalloy products.....	10	171201	12/17	181.688	177.269	172.529	170.024	168.340
Nonferrous metals.....	10	2		331.685	326.194	316.182	325.171	329.678
Nonferrous metal ores.....	10	21	12/83	529.145	516.771	488.946	514.391	521.828
Other metal ores.....	10	2112	12/03	2,679.954	2,613.869	2,377.284	—	—
Other metal ores.....	10	211201	12/03	2,679.954	2,613.869	2,377.284	—	—
Primary nonferrous metals.....	10	22		239.028	227.656	221.431	237.274	243.512
Primary nonferrous metals.....	10	2201		244.922	233.270	226.891	243.125	249.517
Copper cathode and refined copper.....	10	220131	12/96	223.904	223.691	221.779	—	—
Other nonferrous metals, unalloyed.....	10	220181	06/88	353.573	334.530	324.790	340.317	—
Nonferrous scrap.....	10	23		492.096	482.603	461.603	467.906	479.075
Copper base scrap.....	10	2301		548.367	554.965	538.946	588.533	600.084
No. 1 copper scrap, including wire.....	10	230101	12/86	447.803	453.866	433.539	492.822	498.119
No. 2 copper scrap, including wire.....	10	230102	12/86	713.351	729.577	695.386	796.322	809.361
Yellow brass scrap.....	10	230103	12/86	596.962	605.265	603.966	628.844	652.768
Other copper and brass scrap.....	10	230104	12/86	641.001	641.182	639.454	641.960	—
Aluminum base scrap.....	10	2302		257.525	245.470	227.399	225.865	248.639
Used beverage can scrap.....	10	230205	12/86	211.034	198.647	183.289	197.799	202.428
Other old aluminum base scrap.....	10	230206	12/86	174.808	170.883	173.243	178.536	181.490
Other nonferrous scrap (including lead, zinc and precious metals).....	10	2303		609.453	598.928	581.203	567.592	549.529
Other nonferrous scrap (including lead, zinc and precious metals).....	10	230309	06/06	260.646	256.145	248.564	242.743	235.018
Secondary nonferrous metals.....	10	24		326.089	311.938	304.858	320.462	322.934
Secondary aluminum.....	10	2402		308.387	303.025	291.948	285.928	286.954
Secondary aluminum.....	10	240229	06/97	191.922	188.585	181.691	177.945	178.583
Secondary copper, alloyed and unalloyed.....	10	2403		728.690	701.566	668.641	684.792	666.570
Secondary copper, alloyed and unalloyed.....	10	240339	06/97	477.489	459.716	438.141	448.724	436.783
Secondary precious metals.....	10	2406		352.303	334.464	322.243	373.241	—
Secondary precious metals.....	10	240669	06/97	417.737	396.584	382.094	442.563	—
All other miscellaneous secondary nonferrous metals.....	10	2408	06/11	106.696	97.339	103.099	101.867	106.747
Nonferrous mill shapes.....	10	25		271.318	269.946	260.623	261.495	264.552
Aluminum mill shapes.....	10	2501		242.087	238.823	231.681	227.237	230.162
Aluminum sheet and strip.....	10	250105	12/03	151.793	149.585	145.001	141.691	—
Extruded aluminum rod, bar, and other extruded shapes.....	10	250162	12/04	163.102	162.519	155.686	154.139	156.153
Aluminum extruded and drawn pipe and tube.....	10	250163	12/04	118.120	117.647	112.111	110.643	112.301
Copper and brass mill shapes.....	10	2502		552.951	559.195	531.671	560.272	568.950
Copper and copper alloy sheet, strip and plate.....	10	250237	12/03	275.820	275.981	270.166	289.511	292.339
Copper and copper alloy rod, bar and shapes.....	10	250238	12/03	327.601	327.033	318.609	342.551	346.763
Copper and copper alloy pipe and tube.....	10	250239	06/04	356.340	371.343	331.501	331.760	—
Nickel and nickel-base alloy mill shapes.....	10	2504		238.989	235.452	227.204	221.745	221.334
Nickel and nickel-base alloy mill shapes.....	10	250466	12/03	173.652	171.082	165.089	161.122	160.824
Titanium and titanium-base alloy mill shapes.....	10	2505		196.048	197.340	198.218	198.218	198.218
Titanium and titanium-base alloy mill shapes.....	10	250505	12/03	174.393	175.543	176.324	176.324	176.324
Other nonferrous mill shapes.....	10	2519		253.525	252.883	244.148	244.894	245.702
All other nonferrous metal mill shapes, except precious metal.....	10	251935	12/03	240.933	241.497	229.126	230.183	231.327
Nonferrous wire and cable.....	10	26		350.252	348.797	347.355	358.400	362.011
Nonferrous wire and cable.....	10	2603	12/82	359.269	357.777	356.298	367.627	371.332
Electronic wire and cable.....	10	260301	12/82	312.219	304.696	313.863	314.882	314.882
Copper wire and cable.....	10	260314	12/86	367.043	367.821	362.633	371.846	376.238
Power wire and cable.....	10	260332	06/04	351.907	351.518	—	384.977	397.914
Fiber optic cable.....	10	260333	12/88	66.974	67.120	67.120	67.120	67.120
Other wire and cable.....	10	260398	06/04	211.239	206.996	208.972	208.853	210.561
Nonferrous forge shop products.....	10	27	12/83	207.672	207.658	203.365	204.206	204.312
Nonferrous forge shop products.....	10	2701	12/83	207.672	207.658	203.365	204.206	204.312
Nonferrous forge shop products.....	10	270111	12/83	208.659	208.645	204.332	205.177	205.284
Hot impression die, impact, press and upset aluminum and other nonferrous forgings.....	10	2701111	12/07	123.336	123.327	120.601	121.135	121.202

See footnotes at end of table.

Table 9. Producer price indexes for commodity and service groupings and individual items, not seasonally adjusted — Continued
 [December 2022, Index base 1982=100, unless otherwise indicated]

Title	Commodity code		Other index base	Unadjusted index ¹				
	Group code	Item code		Aug. 2022	Sept. 2022 ^P	Oct. 2022 ^P	Nov. 2022 ^P	Dec. 2022 ^P
Hot impression die, impact, press and upset aluminum and aluminum alloy forgings.....	10	27011111	12/07	138.944	138.925	133.078	133.402	133.547
Hot impression die, impact, press and upset titanium and titanium alloy forgings.....	10	27011112	12/07	105.677	105.677	105.677	105.677	105.677
Other nonferrous hot impression die impact, press, and upset forgings.....	10	27011113	12/07	121.924	121.924	121.924	124.927	124.927
Nonferrous foundry shop products.....	10	28		267.111	269.974	268.512	272.168	272.080
Aluminum castings.....	10	2802		226.232	228.402	227.545	232.045	232.075
Aluminum die-castings.....	10	280207	06/83	195.161	195.085	193.915	198.725	198.199
Aluminum castings, excluding die-castings.....	10	280208	05/18	123.923	127.616	127.699	128.972	129.698
Castings, nonferrous (except aluminum).....	10	2807	12/11	136.176	137.913	136.752	137.088	136.928
Castings, nonferrous (except aluminum).....	10	280701	12/11	136.176	137.913	136.752	137.088	136.928
Nonferrous die-castings (except aluminum).....	10	2807011	12/11	140.325	142.792	140.722	140.163	140.307
Copper base castings (excluding die-castings).....	10	2807013	12/11	129.873	131.581	131.007	132.732	132.076
Metal containers.....	10	3		236.061	237.412	236.893	235.658	235.641
Metal cans and can components.....	10	31		210.892	212.339	212.257	212.257	212.257
Steel cans and tinware end products.....	10	3102		316.724	322.586	322.586	322.586	322.586
Steel cans and tinware end products.....	10	310231	12/01	248.276	252.871	252.871	252.871	252.871
Aluminum cans and can components.....	10	3103		153.456	153.456	153.361	153.361	153.361
Aluminum cans and can components.....	10	310331	12/01	181.041	181.041	180.929	180.929	180.929
Barrels, drums, pails and other metal containers.....	10	32		469.749	470.591	466.614	455.666	455.520
Barrels, drums, pails and other metal containers.....	10	3201		469.749	470.591	466.614	455.666	455.520
Steel shipping barrels and drums (excl. beer barrels) (more than 12-gallon capacity).....	10	320106	12/11	189.578	190.652	185.490	170.828	170.828
All other metal containers.....	10	320107	12/11	188.648	188.648	188.697	188.697	188.593
Hardware.....	10	4		280.110	280.074	280.662	281.820	282.057
Hardware, n.e.c.....	10	41		284.575	284.580	283.478	284.843	284.859
Builders' hardware.....	10	4101		335.444	335.460	333.508	333.958	333.958
Builders' hardware (lock units, key blanks, door & window hardware, cabinet hardware, etc.).....	10	410104	06/07	169.043	169.052	168.068	168.294	168.294
Transportation equipment hardware.....	10	4103		194.090	194.090	193.539	196.313	196.313
Motor vehicle hardware.....	10	410311	06/85	161.712	161.712	161.712	166.633	166.633
Other transportation equipment hardware, incl. marine & aircraft (excl. motor vehicle hardware).....	10	410341	06/85	578.627	578.627	572.245	553.576	553.576
Furniture hardware.....	10	4104		332.050	332.050	332.050	330.776	330.776
Furniture hardware.....	10	410411	06/85	296.644	296.644	296.644	295.507	295.507
Other miscellaneous hardware.....	10	4105	06/85	466.613	466.582	466.116	465.968	466.197
Other miscellaneous hardware.....	10	410502	12/03	330.139	330.117	329.788	329.683	329.845
Hand and edge tools.....	10	42		279.542	279.435	283.010	283.834	284.466
Hand and edge tools.....	10	4201		279.542	279.435	283.010	283.834	284.466
Mechanics hand service tools.....	10	420135	06/06	142.283	141.014	143.364	144.360	145.125
Edge tools, hand operated.....	10	420145	06/06	161.700	165.473	165.473	165.473	165.473
All other misc handtools, including cutting dies, machine & power-driven (except metal cutting).....	10	420155	06/06	145.219	145.219	145.621	145.621	145.621
All other handtools, n.e.c.....	10	4201554	12/11	134.430	134.430	134.940	134.940	134.940
Saw blades and handsaws.....	10	420168	12/03	135.225	135.225	139.272	139.272	139.272
Plumbing fixtures and fittings.....	10	5		327.802	329.619	330.929	331.026	331.579
Plumbing fixture fittings and trim.....	10	54		386.700	386.700	388.615	388.615	388.615
Plumbing fixtures, fittings, and trim.....	10	5402		386.538	386.538	388.453	388.453	388.453
Lavatory and sink fittings.....	10	540218	06/98	196.321	196.321	197.312	197.312	197.312
Miscellaneous plumbing fixtures, fittings, and trim.....	10	540223	06/83	396.535	396.535	396.535	396.535	396.535
Enameled iron & metal sanitary ware.....	10	56	12/86	281.878	287.128	287.957	288.344	290.568
Enameled iron and metal sanitary ware.....	10	5601	12/86	281.878	287.128	287.957	288.344	290.568
Enameled iron and metal sanitary ware.....	10	560102	12/03	201.156	204.902	205.493	205.769	207.356
Heating equipment.....	10	6		370.429	371.020	372.013	382.294	383.580
Steam and hot water equipment.....	10	61		390.663	393.333	393.333	393.333	393.333
Steam and hot water equipment.....	10	6101		390.663	393.333	393.333	393.333	393.333
Cast iron heating boilers, radiators and convectors.....	10	610106	06/99	269.855	269.855	269.855	269.855	269.855
Furnaces and heaters, including parts.....	10	62		291.036	291.292	292.757	302.145	302.145
Furnaces and heaters, including parts.....	10	6201		291.036	291.292	292.757	302.145	302.145
Furnaces and heaters, including parts.....	10	620146	12/03	192.373	192.542	193.510	199.716	199.716
Warm air furnaces, including parts.....	10	6201461	12/09	170.834	171.013	171.773	176.565	176.565
Warm air furnaces.....	10	62014611	12/09	166.091	166.289	167.131	172.434	172.434
Floor and wall furnaces, unit heaters, infrared heaters, & mechanical stokers, including parts.....	10	6201462	12/09	144.527	144.527	145.692	153.516	153.516
Other heating equipment, non-electric, including parts.....	10	63		332.387	332.981	334.452	351.953	356.594

See footnotes at end of table.

Table 9. Producer price indexes for commodity and service groupings and individual items, not seasonally adjusted — Continued
 [December 2022, Index base 1982=100, unless otherwise indicated]

Title	Commodity code		Other index base	Unadjusted index ¹				
	Group code	Item code		Aug. 2022	Sept. 2022 ^P	Oct. 2022 ^P	Nov. 2022 ^P	Dec. 2022 ^P
Other heating equipment, non-electric, including parts.....	10	6301		332.387	332.981	334.452	351.953	356.594
Other heating equipment, non-electric, including parts.....	10	630161	06/99	206.320	206.689	207.602	218.466	221.346
Domestic heating stoves.....	10	64		252.894	252.894	252.894	271.720	271.720
Domestic heating stoves.....	10	6401		252.894	252.894	252.894	271.720	271.720
Domestic heating stoves.....	10	640141	06/99	199.133	199.133	199.133	213.957	213.957
Domestic water heaters.....	10	66		569.070	569.210	569.210	569.385	569.385
Domestic water heaters.....	10	6601		569.070	569.210	569.210	569.385	569.385
Household water heaters, electric, for permanent installation.....	10	660101		563.918	563.918	563.918	563.918	563.918
Household water heaters, except electric.....	10	660114	12/00	346.307	346.462	346.462	346.657	346.657
Fabricated structural metal products.....	10	7		372.271	369.278	366.733	363.714	362.488
Metal doors, sash, and trim.....	10	71		429.476	422.541	425.493	426.021	426.039
Metal doors and frames (except storm).....	10	7102	06/83	402.057	399.223	401.489	402.291	402.319
Metal doors and frames (except storm).....	10	710209	06/07	208.577	207.107	208.283	208.698	208.713
Metal windows (except storm sash).....	10	7103	06/83	402.314	400.665	405.639	405.798	405.798
Metal windows (except storm sash).....	10	710313	06/97	274.664	273.538	276.934	277.042	277.042
Metal molding and trim and store fronts.....	10	7104	06/83	1,150.711	1,050.703	1,057.060	1,057.060	1,057.060
Metal molding and trim and store fronts.....	10	710413	06/83	1,150.711	1,050.703	1,057.060	1,057.060	1,057.060
Metal combination screen, storm sash, and storm doors.....	10	7105	06/83	228.111	228.111	232.272	232.272	232.272
Metal combination screen, storm sash, and storm doors.....	10	710515	06/83	228.111	228.111	232.272	232.272	232.272
Metal window and door screens (except combination screens) and metal weather strip.....	10	7107	05/16	153.972	153.972	154.147	154.147	154.147
Metal window and door screens (except combination screens) and metal weather strip.....	10	710717	05/16	153.972	153.972	154.147	154.147	154.147
Metal tanks.....	10	72		316.545	317.641	318.143	318.143	317.898
Metal tanks.....	10	7201		316.545	317.641	318.143	318.143	317.898
Metal tanks, heavy gauge, including field-erected.....	10	720123		316.545	317.641	318.143	318.143	317.898
Sheet metal products.....	10	73		322.112	319.881	321.198	317.518	317.209
Sheet metal products.....	10	7301		322.112	319.881	321.198	317.518	317.209
Sheet metal air-conditioning ducts and stove pipe.....	10	730120	12/03	288.968	289.182	289.244	289.244	289.244
Sheet metal roofing and roof drainage equipment.....	10	730170	12/03	247.168	246.221	251.805	242.203	243.405
Sheet metal electronic enclosures.....	10	7301C	06/11	140.156	140.267	140.319	140.139	140.188
Steel sheet metal computer & peripheral equipment enclosures.....	10	7301C1	06/11	121.394	121.567	122.558	122.407	122.575
Aluminum sheet metal computer & peripheral equipment enclosures.....	10	7301C2	06/11	167.649	167.886	167.861	167.648	167.648
Other sheet metal electronic enclosures (excl. computers).....	10	7301C3	06/11	139.496	139.517	138.996	138.812	138.803
Other sheet metal work.....	10	7301G	06/11	135.621	137.887	138.370	137.374	137.123
Aluminum and other sheet metal work.....	10	7301G3	06/11	131.180	131.293	132.041	130.499	130.112
Structural, architectural, and pre-engineered metal products.....	10	74		377.729	373.455	367.823	363.263	361.749
Fabricated structural metal.....	10	7405		374.454	370.470	364.901	362.835	360.500
Fabricated structural metal bar joists and concrete reinforcing bars.....	10	74051		367.305	362.175	353.146	350.248	346.795
Fabricated structural iron & steel for industrial bldgs metal bar joists, short span.....	10	740510	06/11	186.440	180.464	170.240	168.130	167.798
Fabricated structural iron & steel for commercial, residential, institutional, & public bldgs.....	10	740514	06/11	211.101	208.905	204.974	203.451	201.150
Other fabricated structural metal, including for bridges.....	10	74055	06/82	374.896	372.787	372.702	371.973	371.426
Fabricated structural metal for bridges.....	10	740553	12/07	167.821	166.025	170.469	170.856	169.022
Other fabricated structural iron and steel, aluminum, and other metals.....	10	740554	12/07	177.176	176.318	175.548	175.088	175.088
Custom roll form products.....	10	7407		267.421	260.172	249.849	237.394	237.293
Custom roll form products.....	10	740775	06/90	252.474	245.631	235.885	224.125	224.030
Ornamental and architectural metal work.....	10	7408	12/83	532.636	533.845	533.743	532.844	532.844
Iron, steel, and aluminum stairs, staircases and fire escapes.....	10	740803	12/83	586.195	585.722	585.144	583.236	583.236
Steel and aluminum fences, gates (not wire), and railings and window guards.....	10	740813	12/97	294.140	297.960	297.960	297.946	297.946
Open metal flooring, grating and studs.....	10	740814	12/97	—	—	—	289.823	—
Other architectural and ornamental metal work.....	10	74082	12/97	321.504	322.201	322.257	322.257	322.257
Other aluminum and metal architectural and ornamental work.....	10	740821	12/08	206.938	207.995	207.995	207.995	207.995
Other iron and steel architectural and ornamental work.....	10	740822	12/08	208.272	208.421	208.477	208.477	208.477
Fabricated metal pipe, tube, and fittings.....	10	7411	12/11	140.939	139.344	138.724	137.156	136.653
Fabricated metal pipe, tube, and fittings.....	10	741151	12/11	140.939	139.344	138.724	137.156	136.653
Heat exchangers and steam condensers.....	10	75		404.572	412.493	413.998	414.815	417.321
Heat exchangers, steam condensers, and steel power boilers.....	10	7501		404.245	412.160	413.664	414.479	416.984
Heat exchangers and steam condensers (except for nuclear applications).....	10	750103		406.631	416.594	417.107	418.051	420.333
Steel power boilers, incl. parts and attachments (excl. nuclear applications).....	10	750106	05/22	—	99.426	101.129	—	—
Fabricated steel plate.....	10	76		336.245	336.245	336.245	332.722	329.116
Fabricated steel plate.....	10	7601		336.245	336.245	336.245	332.722	329.116
Fabricated steel plate.....	10	760102	12/01	229.523	229.523	229.523	227.118	224.657

See footnotes at end of table.

Table 9. Producer price indexes for commodity and service groupings and individual items, not seasonally adjusted — Continued
 [December 2022, Index base 1982=100, unless otherwise indicated]

Title	Commodity code		Other index base	Unadjusted index ¹				
	Group code	Item code		Aug. 2022	Sept. 2022 ^P	Oct. 2022 ^P	Nov. 2022 ^P	Dec. 2022 ^P
Prefabricated metal buildings.....	10	79		543.896	532.865	518.999	518.476	511.027
Prefabricated metal building systems (excl. farm service bldgs, residential bldgs, and parts).....	10	7901		553.293	549.532	537.307	537.316	534.015
Prefabricated metal building systems (excl. farm service bldgs, residential bldgs, and parts).....	10	790101	12/97	401.959	399.227	390.346	390.352	387.954
Industrial & commercial prefab metal building systems (excl farm svc bldgs, residential, parts).....	10	7901012	12/07	265.330	263.405	257.155	257.160	255.474
Farm service buildings and other prefabricated and portable buildings, steel and aluminum.....	10	7902		486.380	483.444	474.063	474.072	470.652
Farm service buildings and other prefabricated and portable buildings, steel and aluminum.....	10	790201	12/97	330.232	328.239	321.870	321.876	319.553
Panels, parts, and sections for prefabricated buildings, steel and aluminum.....	10	7903		485.892	441.662	419.319	416.382	390.771
Panels, parts, and sections for prefabricated buildings, steel and aluminum.....	10	790354		485.892	441.662	419.319	416.382	390.771
Miscellaneous metal products.....	10	8		220.349	220.477	221.134	221.919	221.837
Bolts, nuts, screws, rivets, and washers.....	10	81		295.245	296.015	293.825	293.914	294.242
Externally threaded fasteners, except aircraft types.....	10	8102	06/82	259.405	259.293	254.231	253.957	253.313
Hex bolts, including heavy, tap-and-joint.....	10	810206	06/82	205.147	208.435	203.422	197.789	198.088
Cap, set, machine, lag, flange, and self-locking screws, except aircraft types.....	10	810231		317.835	315.739	311.108	309.171	308.117
Other metal bolts, incl. square, round, plow, high-strength structural, and bent.....	10	810262	12/99	272.359	272.359	254.006	254.008	254.008
Other externally threaded metal fasteners, including studs, except aircraft types.....	10	810263	12/99	186.883	186.443	185.113	188.491	187.666
Internally threaded fasteners, except aircraft types.....	10	8103	06/82	147.071	147.990	147.607	148.511	152.468
Internally threaded fasteners, except aircraft types.....	10	810312	06/82	147.071	147.990	147.607	148.511	152.468
Nonthreaded metal fasteners, except aircraft types.....	10	8104	06/82	257.365	266.468	269.501	270.362	269.609
Nonthreaded metal fasteners, except aircraft types.....	10	810424	06/82	257.365	266.468	269.501	270.362	269.609
Aircraft fasteners, except plastics (including aerospace).....	10	8105	06/82	570.889	570.889	571.542	571.542	571.542
Aircraft fasteners, except plastics (including aerospace).....	10	810536	06/82	570.889	570.889	571.542	571.542	571.542
Formed products, except fasteners, made by cold-, warm-, or hot-heading processes.....	10	8106	06/82	253.009	253.009	253.009	253.009	253.009
Formed products, except fasteners, made by cold-, warm-, or hot-heading processes.....	10	810648	06/82	253.009	253.009	253.009	253.009	253.009
Lighting fixtures.....	10	83		215.118	216.967	217.105	217.106	217.530
Residential electric lighting fixtures, except portable.....	10	8302		254.119	254.509	254.511	254.520	254.520
Residential electric lighting fixtures, except portable.....	10	830225	06/98	176.187	176.457	176.459	176.465	176.465
Commercial, institutional and industrial electric lighting fixtures.....	10	8303		234.303	238.146	238.997	238.397	239.292
Commercial and institutional electric lighting fixtures, including parts and accessories.....	10	830302	12/04	157.711	158.076	158.292	158.292	159.064
Industrial electric lighting fixtures, including parts and accessories.....	10	830304	12/04	178.391	190.243	190.243	190.243	190.243
Other lighting equipment.....	10	8305		199.426	199.426	199.470	199.470	199.470
Outdoor lighting equipment (including parts and accessories).....	10	830522	06/85	203.995	203.995	203.995	203.995	203.995
All other miscellaneous electric and nonelectric lighting equipment, incl parts and accessories.....	10	830524	06/85	125.785	125.785	125.854	125.854	125.854
Ammunition, except for small arms.....	10	85	12/85	235.780	237.484	241.232	241.232	241.232
Ammunition, except for small arms.....	10	8501	12/85	235.780	237.484	241.232	241.232	241.232
Ammunition, except for small arms.....	10	850101	12/85	235.780	237.484	241.232	241.232	241.232
Ordnance and ordnance accessories, n.e.c.....	10	86	12/85	223.603	223.603	223.603	223.603	223.603
Ordnance and ordnance accessories, n.e.c.....	10	8601	12/85	223.603	223.603	223.603	223.603	223.603
Ordnance and ordnance accessories, n.e.c.....	10	860101	12/85	223.603	223.603	223.603	223.603	223.603
Fabricated ferrous wire products.....	10	88	06/82	371.980	369.603	375.883	375.246	375.645
Ferrous wire rope, cable, forms and strand.....	10	8801	06/82	373.996	373.693	374.677	374.914	374.914
Ferrous wire rope, cable, forms and strand.....	10	880101	06/82	373.996	373.693	374.677	374.914	374.914
Ferrous wire cloth, other woven wire products.....	10	8807	06/82	212.203	213.930	215.652	215.652	215.652
Ferrous wire cloth, other woven wire products.....	10	880701	06/82	212.203	213.930	215.652	215.652	215.652
Other fabricated ferrous wire products.....	10	8809	06/82	358.476	355.754	365.933	364.669	365.252
Steel fencing and fence gates.....	10	880993	06/09	159.580	159.035	153.682	150.903	151.688
Other fabricated ferrous wire products, n.e.c.....	10	880996	12/11	166.406	164.975	172.190	172.161	172.300
Steel nails, staples, tacks, spikes and brads.....	10	8812	06/09	265.212	254.788	254.880	254.899	255.658
Steel nails, staples, tacks, spikes and brads.....	10	881201	06/09	265.212	254.788	254.880	254.899	255.658
Other miscellaneous metal products.....	10	89		200.130	200.133	200.691	201.734	201.525
Wire springs.....	10	8904		325.740	329.310	330.023	330.610	328.708
Precision mechanical wire springs.....	10	890424		261.666	262.131	263.624	264.853	265.066
Precision mechanical extension- and torsion-type wire springs.....	10	8904241	12/09	157.703	158.146	160.313	159.796	159.279
Precision mechanical compression-type springs.....	10	8904242	12/09	146.469	146.662	146.979	148.182	148.566
Other metal products.....	10	8905		182.691	182.637	182.488	182.313	182.237
Automotive job stampings.....	10	890507		124.850	124.770	124.859	124.704	124.748
Precision turned products, automotive.....	10	890521	12/83	156.058	156.058	155.228	155.228	155.228

See footnotes at end of table.

Table 9. Producer price indexes for commodity and service groupings and individual items, not seasonally adjusted — Continued

[December 2022, Index base 1982=100, unless otherwise indicated]

Title	Commodity code		Other index base	Unadjusted index ¹				
	Group code	Item code		Aug. 2022	Sept. 2022 ^P	Oct. 2022 ^P	Nov. 2022 ^P	Dec. 2022 ^P
Precision turned products, except automotive.....	10	890522	12/83	251.335	253.596	253.596	254.323	254.353
Metal powders, paste, and flake.....	10	890564	06/85	235.730	235.730	235.730	235.772	235.772
Powder metallurgy parts, except bearings, gears, etc.....	10	890571	12/91	137.369	137.084	134.961	134.961	—
Other fabricated metal products.....	10	890589	06/85	246.672	244.196	243.747	242.367	241.691
Metal stampings n.e.c.....	10	8907	06/84	249.936	249.871	250.053	250.053	249.562
Metal job stampings, except automotive.....	10	890701		284.663	284.570	286.093	286.093	285.397
Recreational vehicle metal job stamping.....	10	8907011	12/10	168.277	168.012	169.014	—	—
Motor and generator metal job stamping.....	10	8907012	12/10	124.707	124.707	118.070	118.070	118.070
Other metal job stampings.....	10	8907013	12/10	139.985	139.985	141.298	141.298	140.880
Metal foil and leaf.....	10	8908	12/84	187.116	187.230	206.567	206.567	206.567
Flexible packaging foil.....	10	890811	12/84	166.906	167.008	184.257	184.257	184.257
Heavy gauge springs.....	10	8909	06/04	220.960	218.324	218.326	297.712	294.831
Hot formed steel springs, except wire.....	10	890912	06/04	212.882	208.565	—	—	—
Cold formed steel springs, except wire.....	10	890913	06/04	229.626	228.823	228.826	394.585	394.186
Machinery and equipment.....	11	—		167.175	167.696	168.493	169.088	169.592
Agricultural machinery and equipment.....	11	1		305.652	308.633	314.609	314.415	314.213
Agricultural machinery and equipment.....	11	14	12/02	191.349	193.216	196.957	196.835	196.709
Commercial turf and grounds care equipment, including parts and attachments.....	11	1401	12/02	159.367	159.367	160.137	160.678	160.678
Commercial turf and grounds care equipment, including parts and attachments.....	11	140111	12/02	159.367	159.367	160.137	160.678	160.678
Farm plows, harrows, rollers, pulverizers, etc., and attachments.....	11	1402	12/02	274.834	283.843	283.843	283.843	283.843
Farm plows, harrows, rollers, pulverizers, etc., and attachments.....	11	140211	12/02	274.834	283.843	283.843	283.843	283.843
Farm dairy equipment, sprayers and dusters, farm blowers, and attachments.....	11	1404	12/02	174.233	174.233	174.233	173.782	173.782
Farm dairy equipment, sprayers and dusters, farm blowers, and attachments.....	11	140411	12/02	174.233	174.233	174.233	173.782	173.782
Planting, seeding, and fertilizing machinery and attachments.....	11	1405	12/02	186.066	192.341	192.341	192.341	194.979
Planting, seeding, and fertilizing machinery and attachments.....	11	140511	12/02	186.066	192.341	192.341	192.341	194.979
Harvesting machinery (except hay and straw) and attachments.....	11	1406	12/82	312.432	312.432	333.471	333.471	333.471
Harvesting machinery (except hay and straw) and attachments.....	11	140611	12/82	312.432	312.432	333.471	333.471	333.471
Haying machinery and attachments.....	11	1407	12/82	301.203	315.407	315.407	315.787	315.787
Haying machinery and attachments.....	11	140711	12/82	301.203	315.407	315.407	315.787	315.787
All other farm machinery and equipment, excluding parts, including attachments.....	11	1408	12/02	241.089	242.073	241.181	239.188	237.663
All other farm machinery and equipment, excluding parts, including attachments.....	11	140811	12/02	241.089	242.073	241.181	239.188	237.663
Parts for farm machinery, for sale separately.....	11	1409	12/02	182.055	182.339	183.147	183.707	182.685
Parts for farm machinery, for sale separately.....	11	140911	12/02	182.055	182.339	183.147	183.707	182.685
Construction machinery and equipment.....	11	2		282.317	282.714	282.777	283.298	283.375
Tractors and attachments, ex. parts.....	11	2A	12/99	182.585	182.585	181.273	180.077	180.077
Construction machinery for mounting (excluding parts, winches, snow clearing attachments).....	11	2A03	12/99	171.427	171.427	171.427	171.427	171.427
Construction machinery for mounting (excluding parts, winches, snow clearing attachments).....	11	2A0302	12/99	171.427	171.427	171.427	171.427	171.427
Tractor shovel loaders (skid steer, wheel, crawler, and integral design backhoes).....	11	2A04		269.201	269.201	269.373	269.551	269.551
Tractor shovel loaders (skid steer, wheel, crawler, and integral design backhoes).....	11	2A0406	06/86	256.738	256.738	256.902	257.072	257.072
Construction wheel and crawler tractors, dozers, self-propelled log skidders, etc.....	11	2A05	12/03	172.376	172.376	170.032	167.888	167.888
Construction wheel and crawler tractors, dozers, self-propelled log skidders, etc.....	11	2A0501	12/03	172.376	172.376	170.032	167.888	167.888
Power cranes, draglines, & shovels (excavators) (incl. surface mining equipment) (excl. parts).....	11	2B	12/99	180.296	180.319	180.826	181.071	181.071
Power cranes, draglines, & shovels (excavators) (incl. surface mining equip.) (excluding parts).....	11	2B05	12/99	180.296	180.319	180.826	181.071	181.071
Power cranes, draglines, & shovels (excavators) (incl. surface mining equip.) (excluding parts).....	11	2B0504	12/99	180.296	180.319	180.826	181.071	181.071
Mixers, pavers, and related equipment (excluding parts).....	11	2C		292.538	292.538	292.538	296.274	296.274
Mixers, pavers, and related equipment (excluding parts).....	11	2C01		292.538	292.538	292.538	296.274	296.274
Mixers, pavers, and related equipment (excluding parts).....	11	2C0109	12/99	210.058	210.058	210.058	212.740	212.740
Off-highway, equipment, ex. parts.....	11	2D	12/99	197.207	197.207	198.609	199.301	199.301
Off-highway trucks, haulers, truck-type tractor chassis, trailers, etc. (excluding parts).....	11	2D02	12/03	176.013	176.013	179.320	179.771	179.771
Off-highway trucks, haulers, truck-type tractor chassis, trailers, etc. (excluding parts).....	11	2D0201	12/03	176.013	176.013	179.320	179.771	179.771
Graders, rollers & compactors, rough-terrain forklifts, scrapers, trenchers, etc. (excl. parts).....	11	2D03	12/03	196.714	196.714	196.714	197.517	197.517
Graders, rollers & compactors, rough-terrain forklifts, scrapers, trenchers, etc. (excl. parts).....	11	2D0301	12/03	196.714	196.714	196.714	197.517	197.517

See footnotes at end of table.

Table 9. Producer price indexes for commodity and service groupings and individual items, not seasonally adjusted — Continued

[December 2022, Index base 1982=100, unless otherwise indicated]

Title	Commodity code		Other index base	Unadjusted index ¹				
	Group code	Item code		Aug. 2022	Sept. 2022 ^P	Oct. 2022 ^P	Nov. 2022 ^P	Dec. 2022 ^P
Misc. construction machinery and equipment.....	11	2J	12/05	173.462	173.462	173.545	174.832	174.832
Winches, aerial work platforms, and automotive wrecker hoists, including parts and attachments.....	11	2J01	12/05	180.185	180.185	180.347	180.347	180.347
Winches, aerial work platforms, and automotive wrecker hoists, including parts and attachments.....	11	2J0101	12/03	226.963	226.963	227.167	227.167	227.167
Other construction machinery and equipment (excluding parts).....	11	2J03	12/03	187.722	187.722	187.722	190.665	190.665
Other construction machinery and equipment (excluding parts).....	11	2J0301	12/03	187.722	187.722	187.722	190.665	190.665
Parts for construction machinery and equipment, sold separately.....	11	2K	12/99	181.335	184.301	186.279	187.508	188.099
Parts for construction machinery and equipment, sold separately.....	11	2K01	12/99	181.335	184.301	186.279	187.508	188.099
Parts for cranes, draglines, and shovels (including surface mining equipment) (sold separately).....	11	2K0101	12/11	139.528	149.111	154.093	154.088	154.088
Parts for off-highway wheel tractors and shovel loaders (sold separately).....	11	2K0102	12/11	121.248	121.293	121.293	128.038	128.038
Parts for other construction machinery (sold separately).....	11	2K0103	12/11	135.696	134.796	134.935	134.359	135.168
Metalworking machinery and equipment.....	11	3		228.412	228.969	229.590	230.587	231.699
Power-driven handtools, including parts and attachments.....	11	32		213.032	213.032	213.032	213.032	213.032
Power-driven handtools, including parts and attachments.....	11	3211	12/04	145.110	145.110	145.110	145.110	145.110
Power-driven handtools, including parts and attachments.....	11	321101	12/04	145.110	145.110	145.110	145.110	145.110
Power-driven handtools, pneumatic, hydraulic, and powder-actuated.....	11	3211011	06/11	146.826	146.826	146.826	146.826	146.826
Power-driven handtools, electric (except battery powered), including parts.....	11	3211014	06/11	136.248	136.248	136.248	136.248	136.248
Welding machines and equipment.....	11	33		389.101	389.101	385.828	386.525	386.525
Arc welding machines, components, and accessories, excluding electrodes and stud welding equip.....	11	3301		418.112	418.112	418.112	418.112	418.112
Arc welding machines, components, and accessories, excluding electrodes and stud welding equip.....	11	330175	12/97	274.705	274.705	274.705	274.705	274.705
Resistance welders, components, accessories, and electrodes.....	11	3302		291.551	291.551	291.551	291.551	291.551
Resistance welders, components, accessories, and electrodes.....	11	330276	12/84	270.185	270.185	270.185	270.185	270.185
Gas welding and cutting equipment, parts, attachments, and accessories.....	11	3304		259.825	259.825	259.825	259.825	259.825
Gas welding and cutting equipment, parts, attachments, and accessories.....	11	330461	06/83	255.553	255.553	255.553	255.553	255.553
Other welding equipment, components, and accessories (excluding arc, resistance, and gas).....	11	3306	12/00	152.431	152.431	152.431	152.431	152.431
Other welding equipment, components, and accessories (excluding arc, resistance, and gas).....	11	330629	12/00	152.431	152.431	152.431	152.431	152.431
Industrial process furnaces and ovens.....	11	34		263.383	263.427	263.427	264.320	264.907
Industrial process furnaces and ovens, except parts and attachments.....	11	3407	12/04	161.893	161.929	161.929	162.672	162.672
Industrial process furnaces and ovens, except parts and attachments.....	11	340711	12/04	161.893	161.929	161.929	162.672	162.672
Parts and attachments for industrial process furnaces and ovens.....	11	3409	06/11	140.580	140.580	140.580	140.580	141.781
Parts and attachments for industrial process furnaces and ovens.....	11	340901	06/11	140.580	140.580	140.580	140.580	141.781
Cutting tools and accessories.....	11	35		216.043	216.497	217.465	217.614	219.958
Small cutting tools.....	11	3501		202.441	202.456	203.388	203.583	206.667
End mills and milling cutters.....	11	350144	12/11	115.712	115.767	116.907	117.500	117.801
Threading tools, including blanks, tips and inserts.....	11	350145	12/11	118.300	118.300	118.300	118.580	118.580
Carbon and high-speed steel, shank, solid, tipped carbide twist drills.....	11	350146	12/11	123.131	123.131	123.131	123.131	123.131
Taps, carbide indexable, and throwaway inserts for machine tools.....	11	350147	12/11	129.835	129.835	134.684	134.684	134.684
Other cutting tools for machine tools, excluding tips and blanks.....	11	350149	12/11	115.771	115.771	115.771	115.771	118.643
Other machine tool attachments and accessories.....	11	3505	06/83	251.901	255.400	257.453	257.453	257.453
Other machine tool attachments and accessories.....	11	350501	06/83	251.901	255.400	257.453	257.453	257.453
Abrasive products.....	11	36		256.050	254.868	257.501	263.664	264.249
Nonmetallic sized grains, powders, and flour abrasives (incl. graded only).....	11	3601		190.429	190.429	190.585	190.585	190.585
Nonmetallic sized grains, powders, and flour abrasives (incl. graded only).....	11	360105	06/87	245.160	245.160	245.362	245.362	245.362
Nonmetallic abrasive products (including diamond abrasives).....	11	3603		236.320	236.815	240.265	250.711	250.711
Nonmetallic abrasive products (including diamond abrasives).....	11	360311	06/87	216.333	216.786	219.944	229.507	229.507
Nonmetallic coated abrasive products and buffing wheels, polishing wheels, and laps.....	11	3605		301.533	301.533	307.344	317.778	317.778
Nonmetallic coated abrasive products and buffing wheels, polishing wheels, and laps.....	11	360505		223.193	223.193	227.495	235.217	235.217
Metal cutting machine tools.....	11	37		223.671	223.680	224.490	226.188	226.188
Other metal-cutting machine tools.....	11	3720	12/09	122.340	122.390	122.443	123.785	123.785
Other metal-cutting machine tools.....	11	372041	12/09	122.340	122.390	122.443	123.785	123.785
Metal machining centers.....	11	3721	12/09	124.674	124.674	124.674	125.970	125.970
Metal machining centers.....	11	372121	12/09	124.674	124.674	124.674	125.970	125.970
Rebuilt metal-cutting machine tools and parts for metal-cutting machine tools.....	11	3753	12/02	150.106	150.106	152.149	152.149	152.149
Rebuilt metal-cutting machine tools and parts for metal-cutting machine tools.....	11	375311	12/02	150.106	150.106	152.149	152.149	152.149

See footnotes at end of table.

Table 9. Producer price indexes for commodity and service groupings and individual items, not seasonally adjusted — Continued
 [December 2022, Index base 1982=100, unless otherwise indicated]

Title	Commodity code		Other index base	Unadjusted index ¹				
	Group code	Item code		Aug. 2022	Sept. 2022 ^P	Oct. 2022 ^P	Nov. 2022 ^P	Dec. 2022 ^P
Metal forming machine tools.....	11	38		263.555	263.555	263.555	263.555	263.732
Metal-forming machine tools (except rebuilt and parts).....	11	3826	12/09	131.840	131.840	131.840	131.840	131.840
Metal punching and shearing (power & manual), and bending and forming machines (power only).....	11	382611		208.040	208.040	208.040	208.040	208.040
Metalworking presses (except forging and die-stamping presses).....	11	382631		274.628	274.628	274.628	274.628	274.628
Other metal-forming machine tools (except presses).....	11	382651		341.326	—	—	—	—
Rebuilt metal-forming machine tools and parts for metal-forming machine tools.....	11	3852	12/02	153.830	153.830	153.830	153.830	154.341
Rebuilt metal-forming machine tools and parts for metal-forming machine tools.....	11	385205	12/02	153.830	153.830	153.830	153.830	154.341
Tools, dies, jigs, fixtures & ind. molds.....	11	39		173.925	174.601	175.586	175.815	176.178
Special tools, dies, jigs, and fixtures.....	11	3901		193.939	194.671	195.180	195.458	196.046
Special tools, dies, jigs, and fixtures.....	11	390135	12/03	127.238	127.719	128.052	128.235	128.620
Jigs and fixtures, including parts.....	11	3901351	06/10	132.616	133.791	134.672	135.244	136.122
Metalworking dies and die sets.....	11	3901353	06/10	116.467	116.707	116.827	116.827	117.068
Standard punches, industrial prototypes, die parts & other special tooling for dies.....	11	3901357	06/10	123.444	123.444	123.444	123.444	123.444
Industrial molds and mold boxes.....	11	3903		147.807	148.402	149.839	150.010	150.133
Industrial injection-type molds made of metal for plastics.....	11	390312	12/09	125.252	125.252	125.252	125.467	125.467
Other industrial molds and mold boxes.....	11	390331	12/09	111.666	112.361	114.038	114.133	114.276
Metalworking machinery n. e. c.....	11	3A	06/83	237.510	245.608	245.893	245.893	245.893
Other metalworking machinery.....	11	3A02	06/83	313.340	314.895	316.256	316.256	316.256
Other metalworking machinery.....	11	3A0201	06/83	313.340	314.895	316.256	316.256	316.256
General purpose machinery and equipment.....	11	4		310.814	312.018	313.358	314.597	315.532
Pumps, compressors, and equipment.....	11	41		329.222	332.411	334.240	336.675	336.799
Industrial pumps, except hydraulic fluid power pumps.....	11	4102		327.274	328.596	331.184	331.184	331.184
Industrial pumps, except hydraulic fluid power pumps.....	11	410212	12/97	208.816	209.660	211.312	211.312	211.312
Parts and attachments for air and gas compressors and vacuum pumps.....	11	4107	06/84	386.645	386.665	393.201	394.222	394.222
Parts and attachments for air and gas compressors, ex. refrigeration, ice making, & a/c.....	11	410701	06/84	386.645	386.665	393.201	394.222	394.222
Domestic water systems.....	11	4113	12/03	203.310	203.310	203.310	—	—
Domestic water systems.....	11	411311	12/03	203.310	203.310	203.310	—	—
Air and gas compressors and vacuum pumps.....	11	4115	06/05	212.862	216.237	217.800	221.185	221.185
Air and gas compressors and vacuum pumps.....	11	411501	06/05	212.862	216.237	217.800	221.185	221.185
Other pumps, including parts and attachments.....	11	4119	12/83	342.434	344.515	345.193	346.966	347.490
Parts and attachments for pumps.....	11	411911	12/83	398.774	406.322	406.322	406.322	408.225
All other pumps, including domestic sump, oil well, and oil field pumps.....	11	411915	12/97	188.670	188.670	189.221	190.659	190.659
Other pumps, except automotive circulating pumps, and measuring & dispensing pumps.....	11	4119155	12/09	154.459	154.459	155.077	156.806	156.806
Elevators, escalators, and other lifts.....	11	42		198.690	200.096	201.688	201.394	201.443
Elevators and moving stairways.....	11	4201		193.486	195.219	196.444	196.444	196.496
Elevators and moving stairways.....	11	420112	12/03	169.048	170.562	171.633	171.633	171.678
Parts and attachments for elevators and moving stairs (sold separately).....	11	4202		221.603	221.577	224.780	223.193	223.231
Parts and attachments for elevators and moving stairs (sold separately).....	11	420221		221.603	221.577	224.780	223.193	223.231
Fluid power equipment.....	11	43		324.317	325.524	325.950	326.890	327.370
Fluid power pumps and parts.....	11	4301		278.988	278.988	278.988	279.682	281.348
Nonaerospace-type reciprocating fluid power pumps.....	11	430112	12/11	135.208	135.208	135.208	136.145	137.089
Nonaerospace-type rotary and other fluid power pumps.....	11	430113	12/14	106.655	106.655	106.655	106.655	—
Nonaerospace-type fluid power motors.....	11	430115	12/11	147.040	147.040	147.026	147.026	147.842
Parts for fluid power pumps, motors, and hydrostatic transmissions.....	11	430119	12/11	128.673	128.673	128.673	128.673	129.539
Fluid power valves.....	11	4302		344.943	344.931	345.193	345.644	345.071
Fluid power valves.....	11	430201	12/82	336.513	336.502	336.757	337.197	336.638
Nonaerospace type hydraulic directional control valves.....	11	4302013	12/07	160.816	160.816	160.816	160.816	—
Nonaerospace type pneumatic directional control valves.....	11	4302015	12/07	160.669	160.669	160.982	161.613	162.355
Aerospace type fluid power valves.....	11	430201A	06/09	151.495	151.485	151.502	151.784	151.131
Fluid power cylinders, actuators, accumulators, cushions, & parts.....	11	4303		302.660	305.801	306.783	308.614	309.353
Non-aerospace hydraulic & all aerospace-type fluid power cylinders.....	11	430312	06/98	212.490	213.403	213.458	215.154	215.838
Non-aerospace pneumatic fluid power cylinders.....	11	430313	06/98	172.131	172.782	172.782	172.782	172.782
Parts for hydraulic & pneumatic cylinders and actuators.....	11	430315	06/98	249.487	261.026	266.231	266.231	266.231
Fluid power hose and tube fittings.....	11	4304		372.546	372.546	372.546	372.546	372.546
Fluid power hose and tube fittings.....	11	430406		372.546	372.546	372.546	372.546	372.546
Nonaerospace type flared (metal) fittings, couplings, and assemblies.....	11	4304062	06/09	142.912	142.912	142.912	142.912	142.912
Parts for fluid power valves.....	11	4305	06/91	236.835	237.295	236.899	236.834	236.834
Parts for fluid power valves.....	11	430501	06/91	236.835	237.295	236.899	236.834	236.834
Industrial material handling equipment.....	11	44		282.875	283.097	283.989	288.523	288.726
Conveying equipment, except parts and accessories.....	11	4402		279.121	279.670	280.345	281.751	282.321

See footnotes at end of table.

Table 9. Producer price indexes for commodity and service groupings and individual items, not seasonally adjusted — Continued
 [December 2022, Index base 1982=100, unless otherwise indicated]

Title	Commodity code		Other index base	Unadjusted index ¹				
	Group code	Item code		Aug. 2022	Sept. 2022 ^P	Oct. 2022 ^P	Nov. 2022 ^P	Dec. 2022 ^P
Unit handling conveyors and conveying systems.....	11	440212	06/84	227.910	228.596	229.359	229.423	230.108
Unit handling gravity and trolley conveyors and conveying systems. . .	11	4402122	06/09	128.399	128.399	130.235	130.248	130.208
All other unit handling conveyors, including tow, belt, roller, pneumatic, portable, etc.....	11	4402124	06/09	144.264	144.800	144.913	144.960	145.505
Bulk material handling conveyors and conveying systems.....	11	440216	06/84	289.119	289.374	289.797	292.675	292.978
Industrial trucks, trailers, and stackers.....	11	4403		269.455	269.662	270.714	277.936	277.998
Industrial trucks, tractors, mobile straddle carriers & cranes, & automatic stacking machines.....	11	44035	12/11	149.484	149.512	150.199	154.961	155.002
Work trucks with lifting & handling equipment, riding, electric, self-propelled.....	11	440353	06/02	211.268	211.275	211.488	225.470	225.470
Work trucks with lifting & handling equipment, non-riding electric or any non-electric.....	11	440356	06/02	183.106	183.166	185.188	189.007	189.105
Work trucks not fitted with lifting & handling equipment, electric or non-electric.....	11	440357	06/02	205.723	205.793	206.411	206.600	206.700
Bulk powered material moving equipment, dock boards, and metal pallets and skids.....	11	440358	06/02	206.565	206.565	206.565	206.680	206.680
Parts and attachments for industrial trucks and tractors.....	11	440378	12/86	348.000	349.340	349.421	349.421	349.421
Hoists, overhead cranes, and monorail systems.....	11	4404		348.918	349.192	349.173	350.871	350.871
Hoists and parts and attachments for hoists (sold separately).....	11	440481	12/84	324.125	324.125	324.125	329.616	329.616
Overhead traveling cranes and monorail systems, including parts and attachments sold separately.....	11	440485	12/84	331.997	332.415	332.387	331.562	331.562
Parts and accessories for conveyors and conveying systems.....	11	4406	09/18	132.779	132.415	133.006	133.232	133.239
Parts and accessories for unit handling conveyors and conveying systems.....	11	440601	06/84	294.661	294.678	295.294	294.868	294.903
Parts and accessories for bulk material handling conveyors and conveying systems.....	11	440602	06/84	468.222	465.926	468.867	470.801	470.801
Mechanical power transmission equipment.....	11	45		341.483	345.227	347.481	352.758	355.478
Speed changers, drives, gears.....	11	4501		336.680	340.660	340.307	351.796	356.840
Speed changers and industrial high speed drives & parts other than loose gearing.....	11	450117	12/03	196.567	196.567	196.809	206.962	209.747
Other power transmission equipment.....	11	4502	12/84	327.622	330.934	335.595	334.560	334.878
Mechanical power transmission equipment, excl. speed changers, drives, & gears.....	11	450212	12/03	214.841	217.820	222.012	221.081	221.366
Scales and balances.....	11	46		220.940	222.970	223.510	226.750	228.139
Vehicle and industrial scales.....	11	4611	12/91	191.266	194.265	194.862	199.333	200.228
Vehicle and industrial scales.....	11	461101	06/03	166.355	168.964	169.483	173.371	174.149
Motor truck and railroad track scales.....	11	4611011	12/10	149.728	150.925	150.925	153.977	154.226
Industrial scales (including automatic checkweigher and bulkweigher scales).....	11	4611012	12/10	158.572	159.826	161.168	165.699	167.395
Miscellaneous non-vehicle scales (crane, susp., tank, hopper, measuring dev, lab, bulk conveyor).....	11	4611013	12/10	131.610	—	—	—	—
Retail, commercial, household, and mailing scales and balances.....	11	4612	12/91	182.111	182.111	182.111	182.274	183.004
Retail, commercial, household, and mailing scales and balances.....	11	461201	06/03	167.168	167.168	167.168	167.317	167.987
Parts, attachments, and accessories for scales and balances.....	11	4613	12/91	252.322	253.377	254.052	256.239	258.722
Parts, attachments, and accessories for scales and balances.....	11	461301	06/03	246.566	247.597	248.257	250.394	252.820
Air purification equipment and industrial and commercial fans and blowers...	11	47		290.886	290.460	294.178	293.579	293.646
Fan, blower, air purification equipment.....	11	4701		290.886	290.460	294.178	293.579	293.646
Dust collection and other air purification equipment for cleaning incoming air.....	11	470143	12/83	246.827	245.831	247.197	245.598	245.599
Air filters for air-conditioners and furnaces, etc., of 2400 CFM or less, except parts.....	11	4701431	06/09	160.631	159.524	160.920	159.716	159.716
Other dust collection and air purification equipment, except parts.....	11	4701432	06/09	134.583	134.602	134.904	134.904	134.908
Parts for dust collection and air purification equipment.....	11	4701433	06/09	148.871	148.871	148.871	147.516	147.516
Industrial and commercial fans and blowers.....	11	470145	12/03	223.244	223.135	229.692	229.692	229.827
Centrifugal blower filter units, and classes I-IV centrifugal fans, except parts.....	11	4701452	06/09	184.379	184.379	185.548	185.548	186.169
Other centrifugal fans and blowers, except parts.....	11	4701453	06/09	174.189	173.821	184.627	184.627	184.691
Axial fans and industrial propeller fans, except parts.....	11	4701457	06/09	159.811	159.811	159.916	159.916	159.916
Power roof ventilators, except parts.....	11	4701458	06/09	159.302	159.676	159.676	159.676	159.676
Parts and accessories for fans and blowers.....	11	4701459	06/09	176.264	176.284	172.911	172.911	172.911
Air conditioning and refrigeration equip.....	11	48		280.285	281.704	282.566	280.003	282.256
Unitary air-conditioners, except air source heat pumps.....	11	4802		254.704	258.999	253.572	247.845	251.989
Unitary air-conditioners, except air source heat pumps.....	11	480222	06/97	207.684	211.187	206.762	202.092	205.471
Commercial refrigeration equipment.....	11	4803		388.669	388.669	395.197	395.197	395.197
Commercial refrigeration equipment.....	11	480331	06/97	251.913	251.913	256.144	256.144	256.144
All other miscellaneous refrigeration and air-conditioning equipment.....	11	4806		340.418	340.418	340.418	340.418	340.418
All other miscellaneous refrigeration and air-conditioning equipment.....	11	480631	06/97	235.737	235.737	235.737	235.737	235.737
Heat transfer equipment, including heat pumps.....	11	4807	12/11	162.394	162.781	165.195	163.606	165.307
Heat transfer equipment, except dehumidifiers.....	11	480732	12/03	235.532	236.436	238.791	237.108	239.072
Heat pumps.....	11	480734	12/09	138.601	137.983	143.213	140.134	142.983
Parts and accessories for air conditioning and heat transfer equipment. . .	11	4809	12/89	260.193	260.362	259.492	258.608	259.322

See footnotes at end of table.

Table 9. Producer price indexes for commodity and service groupings and individual items, not seasonally adjusted — Continued
 [December 2022, Index base 1982=100, unless otherwise indicated]

Title	Commodity code		Other index base	Unadjusted index ¹				
	Group code	Item code		Aug. 2022	Sept. 2022 ^P	Oct. 2022 ^P	Nov. 2022 ^P	Dec. 2022 ^P
Parts and accessories for air conditioning and heat transfer equipment.....	11	480901	12/89	260.193	260.362	259.492	258.608	259.322
Refrigeration condensing units.....	11	4815	01/19	155.037	155.296	155.013	155.462	155.915
Refrigeration condensing units.....	11	481511	01/19	155.037	155.296	155.013	155.462	155.915
Miscellaneous general purpose equipment.....	11	49		347.846	347.730	349.363	350.916	351.662
Metal valves, except fluid power.....	11	4902	12/82	414.462	415.430	418.847	423.849	423.776
Gates, globes, angles, and checks.....	11	490201	12/82	451.251	452.785	452.885	454.599	454.599
Gates, globes, angles, straightway (Y-type) checks, stop & check, 3- & 4-way, etc.....	11	4902011	06/09	159.551	159.551	159.551	159.551	159.551
Industrial valves for water works and municipal equipment.....	11	4902012	06/09	150.768	152.494	152.607	154.536	154.536
Industrial ball valves, incl. manual and power operated.....	11	490202	12/82	544.775	543.783	545.571	558.630	558.214
Industrial butterfly valves, incl. manual and power operated.....	11	490203	12/82	285.224	286.895	286.895	297.609	297.609
Industrial plug valves.....	11	490204	12/82	269.630	282.981	282.981	297.667	297.667
Plumbing and heating valves and specialties, except plumbers' brass goods.....	11	490205	12/82	376.375	376.375	376.375	376.375	376.375
Other industrial valves, including nuclear.....	11	490209	12/82	391.481	391.481	391.532	392.616	392.616
Automatic regulating and control valves.....	11	490211	12/98	232.045	232.045	248.340	248.852	248.852
Metal pipe fittings, flanges, and unions.....	11	4903	12/82	475.735	469.771	476.144	476.446	476.467
Metal pipe fittings, flanges, and unions.....	11	490301	12/82	475.735	469.771	476.144	476.446	476.467
Ball and roller bearings.....	11	4905		329.777	326.344	325.814	326.362	325.988
Ball bearings, complete, unmounted.....	11	490531	12/03	165.034	164.814	164.814	164.814	164.836
Mounted bearings, except plain.....	11	490534	06/83	461.692	461.919	461.919	471.822	463.611
Parts and components for ball and roller bearings, incl. balls and rollers.....	11	490535	06/83	207.132	206.072	203.159	202.549	203.418
Tapered roller bearings (including cups & cones), unmounted.....	11	490537	06/83	387.142	376.241	376.241	376.241	376.241
Other roller bearings, unmounted.....	11	490538	06/83	358.742	357.097	357.097	357.097	357.097
Industrial patterns.....	11	4907	12/84	196.103	196.103	200.151	200.151	200.151
Industrial patterns.....	11	490701	12/84	196.103	196.103	200.151	200.151	200.151
Filters and strainers.....	11	4908	12/84	290.860	294.098	293.607	292.338	293.698
Filters and strainers, except fluid power.....	11	490805	12/03	178.339	180.831	180.453	179.476	180.523
Industrial filters and strainers and reusable media, except fluid power.....	11	4908051	12/11	131.964	134.016	133.597	132.810	133.719
Nonreusable media for filters and strainers, except fluid power.....	11	4908052	12/11	134.528	134.528	134.528	134.528	134.528
Parts and accessories for filters and strainers, except fluid power.....	11	4908053	12/11	133.871	136.520	138.641	137.198	137.198
Other miscellaneous general purpose equipment.....	11	4911	12/84	244.971	245.870	246.146	246.440	248.675
General industrial machinery equipment, n.e.c.....	11	491102	06/07	144.965	145.555	145.735	145.929	147.395
Electronic computers and computer equipment.....	11	5	12/98	27.368	27.231	27.177	27.313	27.577
Electronic computers.....	11	51	12/04	17.700	17.378	17.298	16.756	17.120
Electronic computers.....	11	5101	12/04	17.700	17.378	17.298	16.756	17.120
Personal computers and workstations (excluding portable computers).....	11	510114	06/07	21.851	21.973	21.959	21.586	22.271
Portable computers, laptops, tablets and other single user computers.....	11	510115	06/07	14.156	14.153	13.977	13.887	13.963
Host computers, multiusers (mainframes, UNIX and PC servers).....	11	510116	12/04	28.970	28.164	27.996	26.881	27.450
Computer storage devices.....	11	52	12/04	48.125	48.013	47.865	49.733	50.258
Computer storage devices (except parts, attachments and accessories).....	11	5201	12/04	47.842	47.706	47.524	49.803	49.803
Computer storage devices (except parts, attachments and accessories).....	11	520101	12/04	47.842	47.706	47.524	49.803	49.803
Computer peripheral equipment and parts.....	11	54	12/98	84.271	84.368	84.421	84.290	84.425
POS terminals, funds-transfer devices, computer terminals & other computer peripheral equip.....	11	5406	06/99	65.693	65.803	65.863	65.714	65.868
POS terminals, funds-transfer devices, computer terminals & other computer peripheral equip.....	11	540602	06/07	68.669	68.783	68.847	68.691	68.851
Special industry machinery and equipment.....	11	6		266.572	267.403	267.641	268.176	269.444
Food products machinery.....	11	61		350.039	351.308	353.004	354.461	356.245
Dairy and milk products plant machinery and equipment.....	11	6101		345.500	348.536	348.536	348.536	349.290
Dairy and milk products plant machinery and equipment.....	11	610111	12/83	337.982	340.952	340.952	340.952	341.689
Commercial food products machinery (except packaging and cooking equipment).....	11	6104		301.407	302.069	303.735	306.808	309.558
Commercial food products machinery (except packaging and cooking equipment).....	11	610409	12/83	297.355	298.007	299.651	302.683	305.395
Industrial food products machinery for processing foods, beverages, & animal & fowl feed.....	11	6105	12/83	366.571	367.492	369.938	369.672	370.369
Industrial food products machinery for processing foods, beverages, & animal & fowl feed.....	11	610501	12/83	366.571	367.492	369.938	369.672	370.369
Other industrial food and feed machinery.....	11	6105012	12/12	143.051	143.740	143.740	143.740	144.062
Machinery for sorting, grading, and cleaning fruits, vegetables, eggs, and for processing meat.....	11	6105013	12/12	145.698	145.698	149.152	149.152	149.152
Parts and attachments for industrial food and feed products machinery.....	11	6105014	12/12	140.386	140.386	140.386	139.868	140.386
Textile machinery and equipment.....	11	62		185.767	185.767	185.767	185.767	185.767
Textile machinery (except parts, attachments, and accessories).....	11	6212	06/86	158.564	158.564	158.564	158.564	158.564

See footnotes at end of table.

Table 9. Producer price indexes for commodity and service groupings and individual items, not seasonally adjusted — Continued
 [December 2022, Index base 1982=100, unless otherwise indicated]

Title	Commodity code		Other index base	Unadjusted index ¹				
	Group code	Item code		Aug. 2022	Sept. 2022 ^P	Oct. 2022 ^P	Nov. 2022 ^P	Dec. 2022 ^P
Textile machinery (except parts, attachments, and accessories).....	11	621201	06/86	158.564	158.564	158.564	158.564	158.564
Textile machinery parts and attachments.....	11	6277		202.872	202.872	202.872	202.872	202.872
Textile machinery parts and attachments.....	11	627701	06/86	182.071	182.071	182.071	182.071	182.071
Sawmill and woodworking machinery.....	11	63		285.730	288.044	288.827	288.832	289.861
Sawmill and woodworking machinery.....	11	6306	12/04	192.086	193.642	194.168	194.172	194.864
Sawmill and woodworking machinery, excluding parts and attachments (sold separately).....	11	630602	06/12	163.769	165.347	165.881	165.882	166.585
Parts, attachments, & accessories for sawmill & woodworking machinery.....	11	630603	06/12	160.870	160.870	160.870	160.884	160.884
Paper industries machinery.....	11	64	06/82	260.150	263.937	263.687	264.976	265.851
Paper industries machinery.....	11	6401	06/82	260.150	263.937	263.687	264.976	265.851
Paper industries machinery, excluding parts & attachments (sold separately).....	11	640114	12/03	140.429	143.564	143.663	143.741	144.661
Parts and attachments for paper industries machinery.....	11	640115	12/03	170.457	171.542	171.078	172.714	172.714
Printing trades machinery and equipment.....	11	65		177.180	177.821	178.465	178.496	178.640
Other printing machinery and equipment.....	11	6509	12/82	166.095	166.869	167.648	167.685	167.859
Other printing machinery and equipment, incl. pre-press preparation equipment & plates.....	11	650912	06/09	97.229	97.355	98.334	98.410	98.762
Parts, attachments, & accessories for printing trades machinery.....	11	650913	06/09	119.765	120.564	120.895	120.895	120.895
Other special industry machinery.....	11	66		250.824	250.585	249.493	249.819	250.616
Plastics and rubber working machinery.....	11	6603		225.684	226.432	226.365	226.693	228.075
Plastics working machinery and equipment, excluding patterns and molds, including parts.....	11	66039	09/15	104.485	104.896	104.859	105.040	105.388
Plasticworking machinery (excluding parts).....	11	660391	12/08	110.069	110.069	110.069	110.069	110.466
Parts for plasticworking machinery.....	11	660395	12/08	121.237	123.477	123.278	124.261	124.543
Miscellaneous special industry machinery.....	11	6606		244.587	244.229	243.047	243.359	244.051
Semiconductor manufacturing machinery and parts.....	11	660638	06/87	121.855	121.855	121.653	121.653	122.551
Packing, packaging, and bottling machinery and parts.....	11	67		335.482	342.889	343.770	343.770	345.425
Packing, packaging, and bottling machinery and parts.....	11	6705	06/06	163.941	167.561	167.992	167.992	168.800
Packing, packaging, and bottling machinery, excluding parts.....	11	670501	06/06	157.011	160.084	160.709	160.709	161.612
Parts for packing, packaging, and bottling machinery.....	11	670502	12/83	332.865	341.838	341.838	341.838	342.949
Service industry machinery and parts.....	11	68	06/82	307.822	307.983	309.787	310.290	312.902
Service industry machinery and parts.....	11	6801	06/82	307.822	307.983	309.787	310.290	312.902
Commercial cooking and food warming equipment.....	11	680118	12/03	223.809	223.817	227.608	227.805	227.967
Commercial cooking equipment incl. ranges, deep-fat fryers, etc. except electric.....	11	6801181	12/11	180.576	180.576	183.656	183.656	183.656
Commercial electric cooking equipment, incl. ranges, deep-fat fryers, etc.....	11	6801182	12/11	149.492	149.510	152.263	152.671	153.007
Parts and accessories for commercial cooking and food warming equipment.....	11	6801183	12/11	144.722	144.722	146.287	146.287	146.287
Other service industry machinery, incl. electronic teaching mach. & auto. maintenance equipment.....	11	680123	06/07	140.475	140.595	140.561	140.874	142.048
All other parts and attachments for service industry equipment.....	11	6801232	12/11	125.893	125.893	125.893	125.893	128.083
Commercial and industrial floor & carpet cleaning machines, excl. vacuum cleaners.....	11	6801233	09/16	131.742	131.742	131.742	131.742	136.223
Electronic teaching machines, teaching aids, etc., incl. kits.....	11	6801235	09/16	103.052	103.052	103.052	103.052	-
Other service industry equipment.....	11	6801236	09/16	128.381	128.579	128.522	129.039	130.341
Commercial laundry and drycleaning machinery products.....	11	69	12/82	322.528	322.528	328.201	334.151	334.151
Commercial laundry and drycleaning machinery products.....	11	6909	06/03	182.475	182.475	185.684	189.051	189.051
Commercial laundry and drycleaning machinery products.....	11	690901	06/03	182.475	182.475	185.684	189.051	189.051
Electrical machinery and equipment.....	11	7		130.969	131.313	131.558	132.122	132.542
Wiring devices.....	11	71		348.376	348.335	348.329	351.989	352.059
Current-carrying wiring devices.....	11	7101		214.342	213.727	214.137	215.962	216.032
Current-carrying switches for electrical circuitry (including vehicular switches).....	11	710143	12/99	174.298	174.349	174.349	175.566	175.622
Current-carrying wire connectors for electrical circuitry.....	11	710144	12/99	172.728	170.396	170.069	172.367	172.322
Current-carrying wiring devices n.e.c.....	11	710147	06/06	132.299	132.873	133.929	134.644	134.766
Noncurrent-carrying wiring devices.....	11	7102		551.897	552.860	552.129	558.668	558.733
Noncurrent-carrying electrical conduit and conduit fittings, incl. plastic conduit & fittings.....	11	710216	12/04	327.563	327.563	325.527	326.320	326.320
Other noncurrent-carrying wiring devices and supplies (boxes, covers, bar hangers, etc.).....	11	710217	12/04	204.284	205.159	205.996	206.424	206.488
Porcelain, steatite, and other ceramic electrical products.....	11	710252	12/03	183.540	184.765	185.409	186.991	187.065
Integrating and measuring instruments.....	11	72		176.066	176.261	176.851	176.889	177.182
Test equipment for electrical, radio, & communication circuits & motors.....	11	7205	12/83	165.646	165.924	166.766	166.821	167.238
Test equipment for electrical, radio, & communication circuits & motors.....	11	720501		174.533	174.826	175.714	175.771	176.211
Motors, generators, motor generator sets.....	11	73		271.188	276.332	276.686	276.686	277.287
Fractional horsepower motors and generators.....	11	7303	06/83	208.982	210.452	210.452	210.452	210.452

See footnotes at end of table.

Table 9. Producer price indexes for commodity and service groupings and individual items, not seasonally adjusted — Continued
 [December 2022, Index base 1982=100, unless otherwise indicated]

Title	Commodity code		Other index base	Unadjusted index ¹				
	Group code	Item code		Aug. 2022	Sept. 2022 ^P	Oct. 2022 ^P	Nov. 2022 ^P	Dec. 2022 ^P
Fractional horsepower motors and generators.....	11	730312	12/99	157.236	158.342	158.342	158.342	158.342
Integral horsepower motors and generators (excluding land transportation types).....	11	7304	06/83	396.805	407.330	407.330	407.330	407.330
Integral horsepower motors and generators (excluding land transportation types).....	11	730405	12/99	276.294	283.623	283.623	283.623	283.623
Parts and supplies for motors and generators.....	11	7309	06/83	279.476	290.560	294.146	294.146	300.228
Parts and supplies for motors and generators.....	11	730901	06/83	279.476	290.560	294.146	294.146	300.228
Other motors and generators.....	11	7311	06/06	144.466	146.401	146.401	146.401	146.401
Other motors and generators.....	11	731101	06/06	144.466	146.401	146.401	146.401	146.401
Prime mover generator sets, except steam & hydraulic turbine.....	11	7311012	12/14	118.662	121.658	121.658	121.658	121.658
Transformers and power regulators.....	11	74		382.603	382.853	372.655	379.019	388.054
Power and distribution transformers, except parts.....	11	7409	12/99	332.991	332.991	321.879	328.774	—
Power and distribution transformers, except parts.....	11	740999	12/99	332.991	332.991	321.879	328.774	—
Other transformers and parts for transformers.....	11	7411	12/99	227.895	228.570	227.895	228.412	228.412
Switchgear, switchboard, industrial controls equipment.....	11	75		303.125	303.667	304.176	305.199	313.710
Industrial controls and related parts and accessories.....	11	7507		289.463	289.469	289.475	289.624	305.629
Industrial controls and related parts and accessories.....	11	750799	06/85	275.494	275.500	275.506	275.648	290.881
General-purpose industrial controls.....	11	7507991	06/11	147.669	147.674	147.679	147.684	156.622
Parts for industrial controls and motor-control accessories.....	11	7507992	06/11	136.766	136.766	136.766	136.766	140.343
Specific-purpose industrial controls.....	11	7507993	06/11	126.994	126.994	126.994	127.230	133.617
Switchgear and switchboard apparatus.....	11	7522	06/05	176.958	177.505	178.018	178.987	180.409
Switchgear and switchboard apparatus.....	11	752201	06/05	176.958	177.505	178.018	178.987	180.409
Low voltage panelboards and distribution boards, 1000 volts or less..	11	7522013	12/07	140.299	140.299	140.299	140.299	143.437
Switchgear, except relays and ducts.....	11	752201A	12/07	175.438	176.530	177.364	179.305	179.971
Communications and related equipment and miscellaneous electronic systems & equipment.....	11	76	12/85	128.660	128.732	128.830	129.354	129.336
Telephone and wireline data networking equipment.....	11	7601	12/85	88.691	88.691	88.691	89.945	89.945
Carrier line equipment and external modems.....	11	760112	12/00	71.233	—	—	—	—
Wireline voice and data network equipment.....	11	760141	12/85	81.012	81.012	81.012	82.991	82.991
Other communications and related equipment, including broadcast and wireless.....	11	7603	06/13	107.191	107.375	107.580	108.577	108.531
Broadcast, studio, and related electronic equipment.....	11	760301	12/85	119.331	119.831	119.487	118.867	119.065
Radio station and wireless communication equipment.....	11	760302	12/85	99.639	99.632	99.754	100.088	100.088
Radio station equipment.....	11	7603022	06/13	109.891	109.891	109.891	109.891	109.891
Other broadcast and wireless communications systems and equipment.....	11	7603023	06/13	112.905	112.888	113.165	113.918	113.918
Intercommunications, alarm and traffic control systems.....	11	760303	12/85	154.286	155.581	156.682	163.187	162.685
Alarm systems, including electric sirens and horns.....	11	7603031	06/08	119.590	121.815	121.815	132.983	132.983
Intercommunications systems, including inductive paging systems....	11	7603033	06/08	151.408	151.408	151.408	151.408	148.005
Electronic systems and equipment, n.e.c.....	11	7605	12/03	138.152	138.152	138.489	138.505	138.505
Electronic systems and equipment, n.e.c.....	11	760512	12/03	138.152	138.152	138.489	138.505	138.505
Search, detection, navigation & guidance systems and equipment.....	11	7606	06/04	159.351	159.351	159.351	159.351	159.351
Search, detection, navigation & guidance systems and equipment.....	11	760613	06/04	159.351	159.351	159.351	159.351	159.351
Electric lamp bulbs, tubes, and components.....	11	77		101.328	101.328	101.328	101.328	101.328
Electric lamp bulbs, tubes, and components.....	11	7704	12/04	78.181	78.181	78.181	78.181	78.181
Electric lamp bulbs, tubes, and components.....	11	770401	12/04	78.181	78.181	78.181	78.181	78.181
Electronic components and accessories.....	11	78		67.211	67.472	67.972	68.282	68.186
Capacitors for electronic circuitry.....	11	7811		243.905	243.939	243.939	251.720	251.720
Capacitors for electronic circuitry.....	11	781148	12/02	181.510	181.536	181.536	187.326	187.326
Relays for electronic circuitry, industrial control overload, and switchgear type.....	11	7821		263.542	263.542	263.542	263.542	263.542
Relays for electronic circuitry, industrial control overload, and switchgear type.....	11	782116	06/90	195.937	195.937	195.937	195.937	195.937
Switches, mechanical, for electronic circuitry.....	11	7822	06/82	248.570	248.570	248.570	248.570	248.570
Switches, mechanical, for electronic circuitry.....	11	782299	06/82	248.570	248.570	248.570	248.570	248.570
Connectors for electronic circuitry.....	11	7824		234.438	234.724	241.270	241.254	242.439
Connectors for electronic circuitry.....	11	782481	12/11	135.418	135.584	139.364	139.355	140.039
Filters, crystals, and transducers.....	11	7828	06/82	116.400	116.717	116.717	116.717	116.717
Filters, crystals, and transducers.....	11	782890	06/82	116.400	116.717	116.717	116.717	116.717
Crystal, filter, piezoelectric, and other related electronic devices (exc. microwave filters).....	11	7828901	06/82	120.937	121.266	121.266	121.266	121.266
Integrated microcircuits.....	11	7839	06/05	32.740	32.918	33.683	33.762	33.790
Integrated microcircuits.....	11	783911	06/05	32.740	32.918	33.683	33.762	33.790
Other semiconductor and related devices.....	11	7847	06/05	72.588	73.454	73.685	74.614	74.614
Other semiconductor devices, including parts (such as chips, wafers and heat sinks).....	11	784711	06/05	70.713	71.558	71.782	72.687	72.687
Bare printed circuit boards.....	11	7849	12/00	118.715	119.186	119.887	119.887	117.405
Bare printed circuit boards.....	11	784901	06/82	124.196	124.689	125.422	125.422	122.825
Electronic coils, transformers, and other inductors.....	11	7853	06/82	227.783	229.322	232.452	233.039	233.198
Electronic coils, transformers, and other inductors.....	11	785399	06/00	156.367	157.424	159.572	159.975	160.085

See footnotes at end of table.

Table 9. Producer price indexes for commodity and service groupings and individual items, not seasonally adjusted — Continued
 [December 2022, Index base 1982=100, unless otherwise indicated]

Title	Commodity code		Other index base	Unadjusted index ¹				
	Group code	Item code		Aug. 2022	Sept. 2022 ^P	Oct. 2022 ^P	Nov. 2022 ^P	Dec. 2022 ^P
Microwave components, electron tubes, and other electronic components, n.e.c.	11	7856	06/00	167.867	167.902	167.933	169.201	168.176
Microwave components, electron tubes, and other electronic components, n.e.c.	11	785600	06/00	167.867	167.902	167.933	169.201	168.176
Printed circuit assemblies, loaded boards, modules and consumer external modems.	11	7861	06/82	93.441	93.492	92.038	92.236	92.217
Printed circuit assemblies, loaded boards, modules and consumer external modems.	11	786199	06/82	93.441	93.492	92.038	92.236	92.217
Miscellaneous electrical machinery and equipment.	11	79		135.700	136.040	136.145	136.527	136.947
Storage batteries.	11	7901		241.461	241.461	241.624	242.280	242.425
Storage batteries, lead acid type, BCI dimensional group 8D or smaller.	11	790103	12/84	256.181	256.181	256.433	256.433	256.433
Storage batteries, lead acid type, larger than BCI dimensional group 8D.	11	790104	12/84	309.651	309.651	309.651	309.651	310.583
Storage batteries (excluding lead acid), including parts for all storage batteries.	11	790105	12/84	253.349	253.349	253.349	259.375	259.375
Primary batteries.	11	7902		228.167	229.209	230.413	234.353	234.261
Primary batteries.	11	790229	12/03	147.987	148.663	149.444	152.000	151.940
Carbon and graphite products.	11	7903		219.866	225.202	226.067	226.535	237.398
X-ray and electromedical equipment.	11	7905		90.653	90.714	90.705	90.735	90.815
Irradiation equipment.	11	790512	06/85	124.804	124.804	124.804	124.804	124.804
Electromedical equipment, including diagnostic, therapeutic and patient monitoring equipment.	11	790541	06/09	99.907	99.996	99.982	100.026	100.140
Miscellaneous electrical industrial apparatus.	11	7929	12/85	196.582	196.582	196.582	197.589	195.979
Rectifying apparatus.	11	792902	12/85	201.831	201.831	201.831	203.957	204.020
Other electrical equipment for industrial use, except for electronic circuitry.	11	792904	12/03	175.667	175.667	175.667	175.667	172.814
All other electrical equipment and components, except industrial.	11	7939	12/06	132.779	132.985	132.985	133.111	133.111
All other electrical equipment and components, except industrial.	11	793901	12/06	132.779	132.985	132.985	133.111	133.111
Miscellaneous instruments.	11	8		232.855	233.393	234.877	236.421	237.947
Automatic environmental controls for monitoring residential, commercial, and appliance use.	11	81		202.883	203.712	204.978	205.730	205.730
Automatic environmental controls for monitoring residential, commercial, and appliance use.	11	8105	12/03	139.906	140.477	141.351	141.869	141.869
Automatic environmental controls for monitoring residential, commercial, and appliance use.	11	810501	12/03	139.906	140.477	141.351	141.869	141.869
Industrial process control instruments.	11	82	06/83	272.266	272.349	273.571	277.142	280.190
Industrial process control instruments.	11	8201	06/83	272.266	272.349	273.571	277.142	280.190
Industrial process control instruments.	11	820171	12/03	164.895	164.946	165.685	167.848	169.694
Fluid meters and counting devices.	11	84	12/85	220.784	221.402	221.402	221.402	221.771
Fluid meters and counting devices.	11	8401	12/85	220.784	221.402	221.402	221.402	221.771
Counting devices.	11	840103	12/85	215.704	215.704	215.704	215.704	—
Motor vehicle indicating instruments.	11	840104	12/85	152.107	153.584	153.584	153.584	—
Engineering and scientific instruments.	11	85	12/85	265.680	266.510	266.510	270.352	277.603
Aeronautical, nautical, and navigational instruments.	11	8501	12/85	303.823	305.243	305.243	307.536	319.934
Aeronautical, nautical, and navigational instruments.	11	850111	12/85	303.823	305.243	305.243	307.536	319.934
Hospital beds and specialized hospital furniture.	11	8504	12/11	121.712	121.712	121.712	125.171	125.171
Hospital beds and specialized hospital furniture.	11	850404	12/11	121.712	121.712	121.712	125.171	125.171
Measuring instruments and lenses.	11	86	12/85	163.795	163.850	164.166	164.412	164.916
Sighting, tracking, and fire-control equipment, optical type.	11	8601	12/85	139.561	139.561	139.561	139.561	139.561
Sighting, tracking, and fire-control equipment, optical type.	11	860111	12/85	139.561	139.561	139.561	139.561	139.561
All other miscellaneous optical instruments and lenses.	11	8602	12/85	142.853	142.853	143.670	144.036	144.012
All other miscellaneous optical instruments and lenses.	11	860211	12/85	142.853	142.853	143.670	144.036	144.012
Laboratory analytical instruments.	11	8603	12/85	173.442	173.520	173.796	174.067	174.780
Laboratory analytical instruments.	11	860311	12/85	173.442	173.520	173.796	174.067	174.780
Measuring & controlling devices, n.e.c.	11	89	06/85	183.348	184.575	189.275	190.998	190.859
Aircraft engine instruments.	11	8901	06/85	177.020	181.815	181.815	181.815	181.815
Aircraft engine instruments.	11	890199	06/85	177.020	181.815	181.815	181.815	181.815
Nuclear radiation detection & monitoring instruments.	11	8904	06/85	232.431	232.431	232.431	240.465	240.465
Nuclear radiation detection & monitoring instruments.	11	890499	06/85	232.431	232.431	232.431	240.465	240.465
Physical properties and kinematic testing equipment.	11	8905	06/04	119.950	120.610	128.676	130.303	130.303
Physical properties and kinematic testing equipment.	11	890599	06/04	119.950	120.610	128.676	130.303	130.303
Commercial, geophysical, meteorological & general-purpose instruments.	11	8906	06/04	130.992	131.137	131.973	132.022	131.746
Commercial, geophysical, meteorological & general-purpose instruments.	11	890699	06/04	130.992	131.137	131.973	132.022	131.746
Miscellaneous machinery.	11	9		204.045	204.765	207.280	207.699	207.825
Oil field and gas field machinery.	11	91		234.194	234.894	246.235	246.562	246.562

See footnotes at end of table.

Table 9. Producer price indexes for commodity and service groupings and individual items, not seasonally adjusted — Continued

[December 2022, Index base 1982=100, unless otherwise indicated]

Title	Commodity code		Other index base	Unadjusted index ¹				
	Group code	Item code		Aug. 2022	Sept. 2022 ^P	Oct. 2022 ^P	Nov. 2022 ^P	Dec. 2022 ^P
Oil and gas field drilling, surveying, and cementing machinery (except parts sold separately).....	11	9102		243.506	243.506	259.942	259.942	259.942
Oil and gas field drilling, surveying, and cementing machinery (except parts sold separately).....	11	910201	09/20	103.688	103.688	110.687	110.687	110.687
Oil field and gas field production machinery (except pumps and parts sold separately).....	11	9104		220.800	220.800	220.800	220.800	220.800
Oil field and gas field production machinery (except pumps and parts sold separately).....	11	910456	12/03	181.413	181.413	181.413	181.413	181.413
Parts and attachments for oil and gas field machinery and equipment.....	11	9106	12/10	120.637	123.368	128.452	129.726	129.726
Parts and attachments for oil and gas field drilling machinery and equipment.....	11	910602	12/10	118.404	122.616	130.170	—	—
Parts and attachments for oil and gas field production machinery and equipment.....	11	910604	12/10	125.941	125.941	126.479	130.136	130.136
Mining machinery and equipment.....	11	92		380.597	390.785	390.785	394.785	395.631
Mining machinery and equipment (except parts sold separately).....	11	9207	09/19	127.898	132.279	132.279	133.953	133.953
Underground mining machinery (except parts sold separately).....	11	920701	12/03	248.584	261.404	261.404	261.404	261.404
Crushing, pulverizing, & screening machinery (except parts sold separately).....	11	920702	12/03	238.322	238.322	238.322	249.314	249.314
Drills and other mining machinery (except parts sold separately).....	11	920703	12/03	232.417	233.507	233.507	233.507	233.507
Mineral processing & beneficiation machinery (except parts sold separately).....	11	920704	12/03	253.250	253.716	253.716	271.465	271.465
Parts and attachments for mining machinery and equipment (sold separately).....	11	9253		306.800	309.330	309.330	310.599	312.969
Parts and attachments for mining machinery and equipment (sold separately).....	11	925303	12/03	220.990	222.813	222.813	223.727	225.434
Office and store machines and equipment.....	11	93		124.668	124.668	124.668	124.668	124.668
Coin-operated machines and mechanisms.....	11	9309	05/18	104.766	104.766	104.766	104.766	104.766
Coin-operated machines and mechanisms.....	11	930910	05/18	104.766	104.766	104.766	104.766	104.766
Internal combustion engines.....	11	94		186.002	186.232	186.997	186.939	187.111
Diesel, semidiesel, and dual-fuel engines (except automotive).....	11	9407	12/82	201.086	201.086	201.086	201.086	201.086
Diesel, semidiesel, and dual-fuel engines (except automotive).....	11	940725	12/00	154.204	154.204	154.204	154.204	154.204
Diesel, semidiesel, and dual-fuel engines for automobiles, trucks, and buses.....	11	9408	12/82	160.622	160.859	160.751	160.751	160.751
Diesel, semidiesel, and dual-fuel engines for automobiles, trucks, and buses.....	11	940811	12/82	160.622	160.859	160.751	160.751	160.751
Parts & accessories for internal combustion engines, ex. aircraft & gasoline automotive engines.....	11	9413		231.570	232.104	236.316	236.316	236.316
Parts & accessories for internal combustion engines, ex. aircraft & gasoline automotive engines.....	11	941301		231.570	232.104	236.316	236.316	236.316
Machine shop products.....	11	95		212.400	212.872	214.000	214.575	214.783
Machine shop products.....	11	9505	06/84	192.417	192.844	193.866	194.387	194.575
Machine shop job work and job order repairs.....	11	950501	06/84	192.417	192.844	193.866	194.387	194.575
Turbines and turbine generator sets.....	11	97	06/87	255.179	255.624	256.084	256.714	256.594
Turbines and turbine generator sets (excluding parts).....	11	9701	06/87	255.179	255.624	256.084	256.714	256.594
Steam, gas, and other turbines and turbine generators.....	11	970103	06/11	109.220	109.410	109.596	109.782	109.181
Parts & accessories for turbines, turbine generators, and turbine generator sets.....	11	98	09/15	119.808	119.808	120.448	120.448	120.448
Parts & accessories for turbines, turbine generators, and turbine generator sets.....	11	9801	09/15	119.808	119.808	120.448	120.448	120.448
Parts & accessories for turbines, turbine generators, and turbine generator sets.....	11	980101	09/15	119.808	119.808	120.448	120.448	120.448
Furniture and household durables.....	12	—		213.150	214.068	214.274	215.162	216.833
Household furniture.....	12	1		273.002	273.370	272.365	271.986	273.532
Metal household furniture.....	12	11		223.766	222.652	216.764	215.279	223.278
Metal household furniture.....	12	1101		223.766	222.652	216.764	215.279	223.278
Metal household dining room and kitchen furniture.....	12	110102	06/84	268.139	265.143	249.299	245.301	266.826
Other metal household furniture.....	12	110104	06/84	199.318	199.318	199.318	199.318	199.318
Metal household furniture, beds, nonupholstered.....	12	1101041	12/11	140.398	140.398	140.398	140.398	140.398
Wood household furniture.....	12	12		302.964	303.697	301.039	301.101	302.226
Living room furniture (nonupholstered), wood.....	12	1201		300.694	302.088	298.945	299.082	301.161
Living room furniture (nonupholstered), wood.....	12	120181	12/04	161.386	162.134	160.447	160.520	161.636
Dining room furniture (nonupholstered), wood.....	12	1202		322.567	322.693	318.541	318.668	318.737
Dining room furniture (nonupholstered), wood.....	12	120281	12/04	164.133	164.197	162.084	162.149	162.184
Bedroom furniture (nonupholstered), wood.....	12	1203		303.387	304.291	303.494	303.494	305.000
Bedroom furniture (nonupholstered), wood.....	12	120381	12/04	160.091	160.569	160.148	160.148	160.943
Other wood household furniture.....	12	1204		278.762	278.762	279.124	279.124	279.124
Other wood household furniture.....	12	120481	12/04	198.341	198.341	198.598	198.598	198.598
Nonupholstered wood infants' & children's furniture.....	12	1204811	12/07	177.719	177.719	177.950	177.950	177.950
Custom nonupholstered wood household furniture sold direct, excl. kitchen cabinets and vanities.....	12	1205	06/12	114.883	114.883	107.808	107.808	107.808

See footnotes at end of table.

Table 9. Producer price indexes for commodity and service groupings and individual items, not seasonally adjusted — Continued
 [December 2022, Index base 1982=100, unless otherwise indicated]

Title	Commodity code		Other index base	Unadjusted index ¹				
	Group code	Item code		Aug. 2022	Sept. 2022 ^P	Oct. 2022 ^P	Nov. 2022 ^P	Dec. 2022 ^P
Custom nonupholstered wood household furniture sold direct, excl. kitchen cabinets and vanities.....	12	120581	06/12	114.883	114.883	107.808	107.808	107.808
Upholstered household furniture.....	12	13		259.997	259.958	259.650	261.404	262.856
Upholstered household furniture.....	12	1301		259.997	259.958	259.650	261.404	262.856
Dual purpose sleep furniture, incl. convertible sofa.....	12	130123	06/83	219.041	219.041	219.041	220.722	220.906
Upholstered household furniture.....	12	130141	06/05	165.267	165.240	165.032	166.137	167.112
Upholstered household davenports, sofas, loveseats, and settees.....	12	1301411	12/11	145.350	145.306	145.173	146.565	147.565
Upholstered household sectional sofa pieces.....	12	1301412	12/11	134.618	134.592	134.396	134.396	134.729
Upholstered household rocking chairs, including swivel rockers.....	12	1301413	12/11	144.557	144.542	144.542	145.560	149.699
Other upholstered household furniture, including custom.....	12	1301415	12/11	155.388	155.507	155.225	155.986	156.657
Bedding.....	12	14		236.727	237.321	237.122	233.621	233.829
Bedding.....	12	1401		236.727	237.321	237.122	233.621	233.829
Innerspring mattresses, excluding crib size.....	12	140104	12/95	214.125	215.548	215.548	214.354	214.354
Mattress foundations.....	12	140107	12/11	148.654	148.654	147.555	147.304	147.304
Mattresses, other types, including crib, foam, waterbed mattresses and mattress inserts.....	12	140114	06/83	247.311	247.311	247.311	247.362	248.455
Sleep system ensembles and mattresses, excluding conventional waterbeds.....	12	140122	12/95	175.533	175.533	175.533	162.620	162.620
Mattress and foundation sets.....	12	140134	12/03	143.581	143.581	143.581	138.093	138.093
Metal porch, lawn, outdoor & casual furniture.....	12	15		350.185	357.742	363.568	381.318	381.318
Porch and lawn furniture.....	12	1501		350.185	357.742	363.568	381.318	381.318
Metal porch, lawn, outdoor & casual furniture.....	12	150112	06/84	348.306	355.823	361.617	379.272	379.272
Nonupholstered household furniture, except wood and metal.....	12	16	12/85	147.684	147.684	147.684	-	-
Nonupholstered household furniture, except wood and metal.....	12	1601	12/85	147.684	147.684	147.684	-	-
Nonupholstered household furniture, except wood and metal.....	12	160101	12/85	147.684	147.684	147.684	-	-
Commercial furniture.....	12	2		297.261	299.698	300.856	305.075	306.098
Wood office furniture and store fixtures.....	12	21		288.887	289.584	291.971	292.265	292.779
Wood office furniture and store fixtures.....	12	2101		288.887	289.584	291.971	292.265	292.779
Wood office seating, including upholstered.....	12	210112	06/85	270.064	270.064	270.064	270.418	270.418
Wood office desks and extensions.....	12	210113	06/85	310.955	310.955	310.955	315.151	314.820
Wood office files, storage units, and tables.....	12	210114	06/85	284.138	284.138	284.138	284.138	284.138
Wood office furniture, other types (incl. panel/desk systems).....	12	210116	06/85	228.439	228.439	228.439	228.439	228.439
Fixtures for stores, banks and offices.....	12	210161	12/83	283.959	284.888	288.069	288.072	288.785
Custom architectural woodwork, millwork, and fixtures.....	12	2101611	06/08	140.822	141.223	142.898	142.898	142.898
Wood lockers, partitions, and shelving (except custom).....	12	2101612	06/08	154.163	158.734	159.096	163.138	163.607
Wood furniture dimensions and nonwood furniture parts and frames..	12	2101615	12/11	184.119	184.188	182.667	181.403	188.484
Nonwood furniture and store fixtures.....	12	22		290.432	294.961	295.499	302.224	303.631
Nonwood commercial storage units, files, and tables.....	12	2202		290.297	285.278	288.438	290.373	293.273
Nonwood commercial storage units, files, and tables.....	12	220202	06/95	208.512	204.907	207.177	208.566	210.650
Nonwood commercial furniture.....	12	2203		283.751	292.285	293.993	310.750	315.005
Nonwood office seating.....	12	220325		213.242	230.350	237.816	234.755	245.550
Nonwood office furniture panel systems, and other nonwood office furniture.....	12	220326	06/95	207.590	209.798	208.457	227.126	227.278
Nonwood partitions and fixtures.....	12	2204	12/83	281.436	285.665	283.928	282.274	280.153
Storage racks and accessories, except wood.....	12	220407	12/83	279.100	279.104	279.104	279.104	255.950
Fixtures (bank, office, and store) except wood.....	12	220409	12/83	260.640	262.296	265.903	266.903	281.514
Public building furniture.....	12	23	12/84	308.107	308.865	309.170	311.931	312.476
Public building furniture.....	12	2301	12/84	308.107	308.865	309.170	311.931	312.476
School furniture (except stone and concrete), excluding library furniture.....	12	230101	12/84	365.559	366.768	364.887	368.258	368.258
Public building and related furniture, excluding school & restaurant furniture.....	12	230102	12/84	296.743	297.314	298.763	301.374	302.232
Commercial furniture and fixtures, n.e.c.....	12	24	12/85	272.836	272.690	272.519	280.322	281.666
Commercial furniture and fixtures, n.e.c.....	12	2401	12/85	272.836	272.690	272.519	280.322	281.666
Bar, bowling center, cafeteria, and restaurant furniture.....	12	240104	12/10	174.102	174.341	174.341	175.480	175.480
Other commercial and institutional furniture and fixtures, n.e.c.....	12	240108	12/10	153.794	153.533	153.377	159.849	161.070
Floor coverings.....	12	3		210.451	211.145	212.472	214.341	214.341
Carpets and rugs.....	12	31		204.558	205.367	206.914	209.092	209.092
Carpet and rugs.....	12	3101		207.714	208.535	210.106	212.318	212.318
Carpet and rugs.....	12	310101		207.714	208.535	210.106	212.318	212.318
Resilient floor coverings.....	12	32		258.708	258.708	258.708	258.708	258.708
Resilient floor coverings.....	12	3201		258.708	258.708	258.708	258.708	258.708
Resilient floor coverings.....	12	320170	12/11	116.327	116.327	116.327	116.327	116.327
Household appliances.....	12	4		147.755	147.696	147.413	145.488	147.893
Major appliances.....	12	41		142.858	142.929	142.544	140.156	143.026
Household cooking appliances.....	12	4101		152.986	152.871	151.534	150.684	154.970

See footnotes at end of table.

Table 9. Producer price indexes for commodity and service groupings and individual items, not seasonally adjusted — Continued

[December 2022, Index base 1982=100, unless otherwise indicated]

Title	Commodity code		Other index base	Unadjusted index ¹				
	Group code	Item code		Aug. 2022	Sept. 2022 ^P	Oct. 2022 ^P	Nov. 2022 ^P	Dec. 2022 ^P
Electric household ranges, ovens (including microwave), surface cooking units, and equipment.....	12	410105	12/02	152.235	151.134	150.735	150.262	153.384
Gas household ranges, ovens, surface cooking units and equipment. ..	12	410139	12/02	145.568	144.059	145.198	139.865	145.394
Other household ranges and cooking equipment, including outdoor equipment.....	12	410169	12/02	181.857	188.450	178.477	184.341	191.503
Household refrigeration equipment.....	12	4103		120.503	120.894	120.838	120.020	120.721
Household refrigerators, including refrigerator-freezer combinations.....	12	410329	12/02	129.993	130.483	130.329	129.543	130.204
Other major household appliances including room air-conditioners.....	12	4104		175.651	177.356	176.836	169.588	176.798
Household vacuum cleaners, including parts and attachments.....	12	43		122.714	122.250	122.250	122.250	122.250
Household vacuum cleaners and other floor care machines (including parts and attachments).....	12	4301		115.121	114.685	114.685	114.685	114.685
Household vacuum cleaners and other floor care machines (including parts and attachments).....	12	430114	06/07	125.583	125.108	125.108	125.108	125.108
Electric housewares and fans.....	12	44		145.742	144.935	145.255	145.442	145.682
Parts and attachments for small electric household appliances, including fan parts.....	12	4403	12/82	191.406	191.406	191.406	191.406	191.406
Parts and attachments for small electric household appliances, including fan parts.....	12	440311	12/82	191.406	191.406	191.406	191.406	191.406
Small electric household appliances, including fans.....	12	4404	05/21	116.462	115.774	116.047	116.206	116.410
Small electric household appliances, including fans.....	12	440401	05/21	116.462	115.774	116.047	116.206	116.410
Portable residential lighting fixtures, including parts and accessories.....	12	45		279.438	279.438	279.444	281.099	281.099
Portable residential lighting fixtures, including parts and accessories.....	12	4501		279.438	279.438	279.444	281.099	281.099
Portable residential lighting fixtures, including parts and accessories.....	12	450135	06/98	188.341	188.341	188.344	189.460	189.460
Home electronic equipment.....	12	5		60.557	61.583	61.681	61.681	61.681
Speakers and commercial sound equipment.....	12	57	12/03	134.327	134.327	134.722	134.722	134.722
Speakers and commercial sound equipment.....	12	5707	12/03	134.327	134.327	134.722	134.722	134.722
Speakers and commercial sound equipment.....	12	570708	12/03	134.327	134.327	134.722	134.722	134.722
Other home electronic equipment.....	12	58	06/04	110.792	114.965	114.965	114.965	114.965
Other consumer audio and video equipment, including television receivers.....	12	5803	01/17	114.843	119.169	119.169	119.169	119.169
Other consumer audio and video equipment, excluding television receivers.....	12	580301	06/04	101.984	105.826	105.826	105.826	105.826
Other household durable goods.....	12	6		231.532	232.755	233.323	235.775	239.781
Vitreous china, fine earthenware, and other pottery products.....	12	61		319.851	319.851	319.851	319.851	322.011
Vitreous china, porcelain, and earthenware table and kitchenware and other pottery products.....	12	6101		319.805	319.805	319.805	319.805	321.965
Vitreous china, porcelain, and earthenware (semivitreous) table and kitchenware.....	12	610104	06/08	140.213	140.213	140.213	140.213	140.213
All other pottery products (including china decorated for the trade).....	12	610105	06/08	158.477	158.477	158.477	158.477	160.266
Mirrors (decorated and undecorated).....	12	65		205.466	205.466	205.466	205.466	205.466
Mirrors (decorated and undecorated), made from purchased glass.....	12	6501		205.466	205.466	205.466	205.466	205.466
Mirrors (decorated and undecorated), made from purchased glass.....	12	650104	12/04	132.352	132.352	132.352	132.352	132.352
Lawn/garden equipment.....	12	66		173.841	173.592	173.817	173.381	178.472
Parts and attachments for consumer lawn, garden, and snow equipment.....	12	6605	12/82	221.010	221.010	218.532	214.710	221.969
Parts and attachments for consumer lawn, garden, and snow equipment.....	12	660503	06/03	149.327	149.327	147.653	145.071	149.975
Consumer lawn, garden, and snow equipment.....	12	6607	05/18	116.422	116.214	116.722	116.853	120.160
Consumer lawn, garden, and snow equipment.....	12	660701	05/18	116.422	116.214	116.722	116.853	120.160
Consumer riding lawn, garden, and snow equipment.....	12	6607011	06/03	131.402	131.403	132.891	133.528	133.528
Consumer nonriding lawn, garden, and snow equipment.....	12	6607012	06/03	124.612	124.249	124.249	124.098	129.861
Cutlery, flatware (except precious), razors and razor blades.....	12	67		273.074	273.074	274.709	274.709	280.367
Cutlery, flatware (except precious), razors and razor blades.....	12	6701		273.074	273.074	274.709	274.709	280.367
Cutlery, scissors, shears, trimmers, and snips.....	12	670141	12/83	281.079	281.079	279.415	279.415	306.518
Metal kitchen utensil, pots, and pans.....	12	68		305.638	305.638	305.638	305.638	305.638
Metal kitchen utensil, pots, and pans.....	12	6801		305.638	305.638	305.638	305.638	305.638
Stamped and spun kitchen utensils, except aluminum.....	12	680102	06/84	284.680	284.680	284.680	284.680	284.680
Window shades, blinds, and accessories.....	12	69	06/84	258.031	269.670	271.236	294.251	294.251
Window shades, blinds, and accessories.....	12	6901	06/84	258.031	269.670	271.236	294.251	294.251
Window shades and window shade accessories and rollers.....	12	690101	06/84	300.017	315.214	318.217	360.530	360.530
Nonmetallic mineral products.....	13	-		311.432	312.671	313.667	314.867	315.425
Glass.....	13	1		176.384	176.364	178.458	180.237	180.206
Flat glass.....	13	11		165.198	165.130	167.577	169.761	169.761
Flat glass (float, sheet, and plate process).....	13	1105		145.626	144.193	147.210	150.652	-
Flat glass (float, sheet, and plate process).....	13	110511	06/83	140.372	138.991	141.899	145.217	-
Specialty glass.....	13	1107		193.859	194.397	196.882	198.761	198.761

See footnotes at end of table.

Table 9. Producer price indexes for commodity and service groupings and individual items, not seasonally adjusted — Continued

[December 2022, Index base 1982=100, unless otherwise indicated]

Title	Commodity code		Other index base	Unadjusted index ¹				
	Group code	Item code		Aug. 2022	Sept. 2022 ^P	Oct. 2022 ^P	Nov. 2022 ^P	Dec. 2022 ^P
Specialty glass.....	13	110703	06/11	141.343	141.735	143.547	144.917	144.917
Other glass products, made by flat glass producers.....	13	1107034	06/11	158.135	158.135	163.584	163.584	163.584
Other finished glassware.....	13	13	06/83	190.952	191.116	191.556	191.541	191.397
Pressed and blown glassware.....	13	1301	06/83	193.989	194.156	194.602	194.587	194.440
Machine-made pressed & blown table, kitchen, art, & novelty glassware.....	13	130116	12/11	148.656	148.656	149.108	149.108	149.108
All other machine-made pressed and blown glassware.....	13	130117	12/11	119.810	120.038	120.156	120.135	119.934
Handmade pressed and blown glassware.....	13	130118	12/11	120.058	120.058	120.095	120.095	120.095
Concrete ingredients and related products.....	13	2		374.117	375.060	376.574	376.837	376.917
Construction sand, gravel, and crushed stone.....	13	21		426.326	426.768	427.046	426.988	427.087
Construction sand, gravel and crushed stone.....	13	2101		426.326	426.768	427.046	426.988	427.087
Construction sand and gravel (run of pit/bank, washed, screened, etc.)..	13	210120	12/11	163.127	162.951	163.258	163.259	162.970
Construction sand and gravel, Northeast.....	13	2101201	12/12	169.497	169.497	169.497	169.497	169.497
Construction sand and gravel, Midwest.....	13	2101202	12/12	174.161	173.438	173.809	173.764	172.864
Construction sand and gravel, West.....	13	2101204	12/12	164.864	164.883	165.441	165.475	165.475
Crushed and broken stone.....	13	210121		416.423	417.252	417.293	417.209	417.682
Crushed and broken limestone.....	13	2101212	12/11	163.944	164.388	164.411	164.357	164.612
Crushed and broken granite.....	13	2101213	12/11	150.632	150.632	150.632	150.632	150.632
Bituminous limestone, sandstone, & other crushed & broken stone. ...	13	2101219	12/11	137.988	138.087	138.087	138.117	138.161
Cement, hydraulic.....	13	22		302.402	304.473	308.685	309.636	309.684
Cement, hydraulic.....	13	2201		302.402	304.473	308.685	309.636	309.684
Cement, hydraulic.....	13	220161	06/89	295.964	297.991	302.113	303.044	303.091
Concrete products.....	13	3		338.200	341.020	342.478	345.449	348.499
Concrete block and brick.....	13	31		329.539	334.003	335.085	335.000	335.310
Structural concrete block.....	13	3111		340.004	344.992	346.792	346.818	347.081
Structural concrete block.....	13	311135	12/87	277.482	281.553	283.022	283.043	283.257
Structural concrete block, lightweight units (weighing less than 105 lb/cubic ft.) (dry weight).....	13	3111351	12/11	150.753	152.478	153.613	153.613	153.613
Structural concrete block, mediumweight units (weighing 105 - 124 lb/cubic ft.) (dry weight).....	13	3111352	12/11	151.875	155.044	155.848	155.848	156.470
Structural concrete block, normalweight units (weighing 125 lb or more/cubic ft.) (dry weight).....	13	3111353	12/11	142.830	145.233	145.453	145.488	145.533
Decorative concrete block.....	13	3121		288.597	292.185	293.385	292.949	293.431
Decorative concrete block (including screen, split, slump, shadowal block, etc.).....	13	312101		288.597	292.185	293.385	292.949	293.431
Concrete brick.....	13	3131		301.347	302.440	302.440	302.440	302.440
Concrete brick.....	13	313101		301.347	302.440	302.440	302.440	302.440
Concrete pavers.....	13	3141		281.459	285.592	285.592	285.592	285.853
Concrete pavers (including grid, interlocking, etc.).....	13	314101		281.459	285.592	285.592	285.592	285.853
Concrete pipe.....	13	32		315.947	324.671	326.224	326.370	331.723
Concrete pipe.....	13	3201		315.947	324.671	326.224	326.370	331.723
Concrete pipe.....	13	320108	12/86	275.895	283.513	284.870	284.997	289.672
Concrete storm sewer pipe.....	13	3201082	12/11	193.904	196.060	199.966	200.173	200.173
Concrete pipe, except concrete culvert and storm sewer pipe.....	13	3201083	12/11	147.906	148.225	148.225	148.225	152.502
Ready-mix concrete.....	13	33		332.919	335.976	337.322	341.151	345.790
Ready-mix concrete.....	13	3301		332.919	335.976	337.322	341.151	345.790
Ready-mix concrete.....	13	330101		332.919	335.976	337.322	341.151	345.790
Northeast region ready-mix concrete.....	13	330101A	12/12	148.638	147.642	150.626	151.117	152.735
Midwest region ready-mix concrete.....	13	330101B	12/12	142.908	143.646	143.074	148.594	151.558
South region ready-mix concrete.....	13	330101C	12/12	152.217	154.560	154.753	153.634	156.063
West region ready-mix concrete.....	13	330101D	12/12	164.814	166.213	167.847	171.749	172.579
Precast concrete products.....	13	34		359.834	360.983	363.974	365.071	366.164
Precast concrete products.....	13	3401		359.834	360.983	363.974	365.071	366.164
Precast concrete products.....	13	340106	12/86	317.449	318.463	321.101	322.069	323.033
Precast concrete slabs and tile, roof and floor units.....	13	3401061	12/11	155.384	162.227	163.076	163.076	163.199
Precast concrete architectural wall panels.....	13	3401062	12/11	180.844	178.008	178.490	178.490	178.490
Burial vaults and boxes, precast concrete.....	13	3401063	12/11	152.264	152.264	153.170	153.677	153.677
Precast concrete products (excl burial vaults and boxes, slabs and tile, and arch. wall panels).....	13	3401064	12/11	162.041	161.806	163.670	164.478	165.325
Prestressed concrete products.....	13	35		349.768	347.776	347.039	353.637	350.601
Prestressed concrete products.....	13	3501		349.768	347.776	347.039	353.637	350.601
Prestressed concrete products.....	13	350107	12/86	356.937	354.905	354.152	360.885	357.787
Prestressed concrete bridge beams and solid and hollow cored slabs and panels.....	13	3501071	12/07	243.607	242.096	241.321	248.764	245.254
Prestressed concrete bridge beams.....	13	35010711	12/07	206.139	203.729	203.182	206.011	205.458
Prestressed concrete solid and hollow cored slabs and panels.....	13	35010712	12/07	280.089	280.410	279.321	294.187	285.754
Prestressed concrete products (excl bridge beams and solid and hollow cored slabs and panels).....	13	3501072	12/07	127.984	127.353	127.291	127.440	127.440

See footnotes at end of table.

Table 9. Producer price indexes for commodity and service groupings and individual items, not seasonally adjusted — Continued
 [December 2022, Index base 1982=100, unless otherwise indicated]

Title	Commodity code		Other index base	Unadjusted index ¹				
	Group code	Item code		Aug. 2022	Sept. 2022 ^P	Oct. 2022 ^P	Nov. 2022 ^P	Dec. 2022 ^P
Clay construction products ex. refractories.....	13	4		216.953	218.688	223.975	224.329	223.341
Brick and structural clay tile.....	13	42	12/84	238.046	238.132	252.867	252.867	252.867
Building or common brick.....	13	4201	12/84	235.204	235.293	250.504	250.504	250.504
Building or common brick.....	13	420101	12/84	235.204	235.293	250.504	250.504	250.504
Glazed brick and other brick (paving, floor, and sewer).....	13	4202	12/84	274.624	274.624	274.844	274.844	274.844
Glazed brick and other brick (paving, floor, and sewer).....	13	420201	12/84	274.624	274.624	274.844	274.844	274.844
Clay floor and wall tile, glazed and unglazed.....	13	44		132.188	134.527	132.362	132.362	130.850
Clay floor and wall tile, glazed and unglazed (including quarry tile and ceramic mosaic tile).....	13	4401		132.188	134.527	132.362	132.362	130.850
Clay floor and wall tile, glazed and unglazed (including quarry tile and ceramic mosaic tile).....	13	440131		132.189	134.528	132.363	132.363	130.851
Structural clay products, n.e.c.....	13	45		323.116	324.374	324.374	332.338	333.970
Structural clay products, n.e.c.....	13	4501		323.116	324.374	324.374	332.338	333.970
All other structural clay products, excluding clay refractories.....	13	450199	12/85	280.127	281.533	281.533	281.533	283.355
Refractories.....	13	5		334.694	335.259	333.479	334.405	340.519
Clay refractories.....	13	52		372.831	372.831	372.831	372.831	384.907
Clay refractories.....	13	5201		372.831	372.831	372.831	372.831	384.907
Clay refractories.....	13	520181	12/04	209.410	209.410	209.410	209.410	216.193
Nonclay refractories.....	13	53		301.665	302.533	299.795	301.220	303.719
Nonclay refractories (excluding dead-burned magnesia).....	13	5301		301.665	302.533	299.795	301.220	303.719
Nonclay refractories (excluding dead-burned magnesia).....	13	530112	12/04	197.875	198.445	196.649	197.583	199.223
Asphalt felts and coatings.....	13	6		326.065	328.446	328.580	330.591	331.769
Prepared asphalt and tar roofing and siding products.....	13	61		331.799	334.524	334.677	336.978	338.326
Prepared asphalt and tar roofing and siding products.....	13	6101		331.799	334.524	334.677	336.978	338.326
Prepared asphalt and tar roofing and siding products.....	13	610131	12/03	301.745	304.223	304.363	306.455	307.681
Asphalt smooth-surfaced roll roofing and cap sheets, organic and fiberglass base.....	13	6101311	12/12	135.082	135.082	136.191	136.191	136.561
Asphalt mineral-surfaced roll roofing and cap sheets, organic and fiberglass base.....	13	6101312	12/11	167.376	168.198	170.123	169.895	170.609
Other prepared asphalt and tar products for roofing and siding.....	13	6101317	12/11	126.516	126.849	127.872	128.012	127.874
Roofing asphalts, pitches, coatings, and cement.....	13	62		260.395	260.395	260.395	260.395	260.395
Roofing asphalts, pitches, coatings, and cement.....	13	6201		260.395	260.395	260.395	260.395	260.395
Roofing asphalts, pitches, coatings, and cement.....	13	620121	06/84	246.651	246.651	246.651	246.651	246.651
Gypsum products.....	13	7		461.283	462.744	461.345	463.091	462.413
Gypsum products.....	13	71		461.283	462.744	461.345	463.091	462.413
Gypsum products.....	13	7101		461.283	462.744	461.345	463.091	462.413
Gypsum building materials.....	13	710102	12/93	353.928	355.246	353.984	355.559	354.948
Other gypsum products.....	13	710116	12/99	245.245	245.245	245.245	245.245	245.245
Glass containers.....	13	8		251.523	251.523	251.523	255.699	255.699
Glass containers.....	13	81		251.523	251.523	251.523	255.699	255.699
Glass containers (including value of packaging).....	13	8101		251.523	251.523	251.523	255.699	255.699
Glass containers (including value of packaging).....	13	810104	06/95	192.370	192.370	192.370	195.563	195.563
Other nonmetallic minerals.....	13	9		308.187	308.733	308.657	307.540	306.128
Insulation materials.....	13	92		261.271	262.650	262.160	261.730	261.977
Mineral wool for thermal and acoustical envelope insulation.....	13	9201		259.733	260.009	259.337	258.747	259.021
Mineral wool for thermal and acoustical envelope insulation.....	13	920105	06/07	197.911	198.122	197.609	197.160	197.369
Mineral wool for industrial, equipment, and appliance insulation.....	13	9202		220.742	224.351	224.351	224.351	224.496
Mineral wool for industrial, equipment, and appliance insulation.....	13	920201		220.742	224.351	224.351	224.351	224.496
Paving mixtures and blocks.....	13	94		395.383	394.819	392.229	388.930	379.778
Paving mixtures and blocks.....	13	9401		395.383	394.819	392.229	388.930	379.778
Paving mixtures and blocks.....	13	940113	12/03	278.945	278.548	276.720	274.393	267.936
Emulsified asphalt, including liquid additives.....	13	940113A	12/09	157.320	156.292	155.191	153.231	150.822
Other liquid asphalt and tar paving materials, including cut-backs.....	13	940113B	12/09	204.370	205.322	206.161	204.008	194.415
Asphalt and tar paving mixtures (excluding liquid).....	13	940113C	12/09	141.203	141.207	139.935	139.007	135.443
Cut stone and stone products.....	13	95	12/84	229.525	230.809	230.982	230.982	230.982
Cut stone and stone products.....	13	9501	12/84	229.525	230.809	230.982	230.982	230.982
Dressed dimension granite (including gneiss, syenite, diorite, and cut granite).....	13	950111	12/84	226.647	227.165	227.165	227.165	227.165
Dressed dimension limestone (including dolomite, travertine, calcareous, tufa, & cut limestone).....	13	950121	12/84	208.310	208.310	208.310	208.310	208.310
Dressed dimension marble and other stone.....	13	950151	12/04	151.188	153.961	154.479	154.479	154.479
Gaskets, packing, and sealing devices.....	13	98	12/85	232.487	232.503	234.694	234.694	237.905
Gaskets and gasketing material.....	13	9801	12/85	254.669	254.702	259.301	259.301	262.108
Nonmetallic gaskets and gasketing.....	13	980111	12/90	227.629	227.685	227.705	227.705	232.536

See footnotes at end of table.

Table 9. Producer price indexes for commodity and service groupings and individual items, not seasonally adjusted — Continued
 [December 2022, Index base 1982=100, unless otherwise indicated]

Title	Commodity code		Other index base	Unadjusted index ¹				
	Group code	Item code		Aug. 2022	Sept. 2022 ^P	Oct. 2022 ^P	Nov. 2022 ^P	Dec. 2022 ^P
Metallic gaskets and machined seals.....	13	980112	12/90	201.739	201.739	209.298	209.298	209.298
Packing and sealing.....	13	9802	12/85	217.103	217.103	217.103	217.103	220.763
Compression packing.....	13	980211	12/90	250.897	250.897	250.897	250.897	—
Molded packing and sealing devices.....	13	980212	12/90	190.558	190.558	190.558	190.558	192.860
Rotary oil seals.....	13	980214	12/90	167.705	167.705	167.705	167.705	180.362
Nonmetallic minerals and products, n.e.c.....	13	99	06/82	281.064	281.899	282.504	281.748	282.241
Industrial sand.....	13	9901	06/82	290.469	290.469	290.469	290.469	—
Hydraulic fracturing sand and all other industrial sand.....	13	990121	06/82	182.810	182.810	182.810	182.810	—
All other industrial sand.....	13	9901212	12/12	167.726	167.726	167.726	167.726	—
Clay and stone mining and quarrying.....	13	9902	06/84	294.031	295.122	295.911	294.322	295.257
Ground or treated minerals and earths.....	13	990209	06/85	290.486	290.627	291.760	289.995	291.476
Treated lightweight aggregate and crushed slag, minerals and earths.....	13	9902094	12/14	149.606	149.606	149.651	149.651	149.651
Other minerals and earths, treated.....	13	9902096	12/14	87.493	85.621	85.694	86.113	87.117
Dimension stone mining and quarrying.....	13	990211	06/85	261.744	261.744	261.744	261.744	261.744
Clay, excluding kaolin and ball clay.....	13	990214	06/90	222.465	222.207	223.570	223.492	223.401
Bentonite.....	13	990214C	12/07	152.092	152.092	153.356	153.391	153.391
All other nonmetallic minerals, including talc and gypsum.....	13	990299	06/85	345.128	352.923	351.527	348.249	348.249
All other miscellaneous nonmetallic mineral products.....	13	9903	12/85	226.361	227.050	227.551	227.551	227.655
Dry-mixed concrete materials (prepackaged sand, gravel, mortar, and cement premixes).....	13	990312	12/11	145.796	146.276	146.276	146.276	146.276
Other nonmetallic mineral products.....	13	990313	12/11	108.916	109.168	110.119	110.119	110.316
Transportation equipment.....	14	—		199.095	199.501	200.549	200.706	201.259
Motor vehicles and equipment.....	14	1		166.428	166.706	167.892	167.970	168.410
Motor vehicles.....	14	11		167.896	168.007	169.925	170.131	170.871
Passenger cars and chassis.....	14	1101		142.284	142.307	142.492	142.542	142.577
Passenger cars and chassis.....	14	110131	06/82	141.993	142.016	142.200	142.251	142.285
Motorcycles, including three-wheel motorbikes, motorscooters, mopeds, and parts.....	14	1104		193.475	197.365	197.365	197.365	198.131
Motorcycles, including three-wheel motorbikes, motorscooters, mopeds, and parts.....	14	110401		208.382	212.572	212.572	212.572	213.397
Trucks, truck tractors, & bus chassis 14,000 lb or less, incl. minivans & suvs.....	14	1105		192.493	192.612	196.777	197.129	198.762
Trucks, truck tractors, & bus chassis 14,000 lb or less, incl. minivans & suvs.....	14	110571	12/82	185.207	185.322	189.329	189.668	191.238
Trucks, over 14,000 lbs GVW.....	14	1106		243.046	242.901	243.183	243.579	243.598
Trucks, over 14,000 lbs GVW.....	14	110684	12/05	146.720	146.632	146.803	147.042	147.053
Buses, including military and firefighting vehicles (chassis of own manufacture).....	14	1106843	06/11	140.432	140.432	140.432	140.546	140.596
Motor vehicles parts.....	14	12		139.259	139.592	139.569	139.483	139.548
Motor vehicles parts.....	14	1205	12/03	124.791	125.090	125.069	124.992	125.050
Gasoline engines and engine parts, excl. carburetors, pistons, and valves.....	14	120501	12/03	133.078	132.887	133.147	134.293	134.281
Motor vehicle steering and suspension parts.....	14	120502	12/03	109.576	109.939	111.846	111.846	112.218
Motor vehicle transmission and power train.....	14	120503	12/03	121.634	121.611	121.749	121.520	121.509
Motor vehicle drive train components, except wheels and brakes, new.....	14	1205031	12/11	112.525	112.504	112.614	112.400	112.390
Motor vehicle transmissions except auxiliary and parts, new.....	14	12050310	06/12	108.977	108.977	109.202	109.202	109.202
Parts for manual and automatic transmissions, new.....	14	12050313	12/11	125.203	125.176	125.112	124.514	124.475
Other motor vehicle drive train components, except wheels and brakes, new.....	14	12050315	12/11	102.708	102.588	102.268	101.355	101.323
Motor vehicle drive train components, rebuilt.....	14	1205033	12/11	127.560	127.560	129.801	129.801	129.801
Motor vehicle brake systems.....	14	120504	12/03	143.723	143.803	141.798	141.400	141.368
Motor vehicle brake parts and assemblies, new.....	14	1205041	12/11	131.980	132.058	130.075	129.682	129.650
Motor vehicle drum brake assemblies and parts, new.....	14	1205041A	12/11	158.602	158.561	165.275	165.275	165.275
Other motor vehicle brake parts and assemblies, new.....	14	1205041B	12/11	115.833	116.141	118.047	117.273	117.262
Motor vehicle disc brake assemblies and parts, new.....	14	1205041C	12/11	138.642	138.477	127.596	127.525	127.454
Filters for internal combustion engines and motor vehicles.....	14	120505	12/03	158.650	158.650	158.650	160.162	160.162
Other motor vehicle parts.....	14	120508	12/03	112.204	112.164	112.227	112.189	112.201
Vehicle seating and interior trim.....	14	120511	06/04	113.625	114.065	115.079	114.059	114.326
Automobile trimmings.....	14	1205111	06/09	89.913	89.913	92.827	92.850	92.898
Seats for public conveyance and aircraft.....	14	1205113	06/09	118.416	119.185	119.216	118.409	118.862
Motor vehicle air conditioning systems and compressors.....	14	120512	12/11	102.974	102.974	102.155	102.155	102.155
Carburetors, pistons, piston rings, and valves.....	14	120513		200.343	200.498	200.189	199.724	199.722
Motor vehicle electrical and electronic equipment.....	14	120514		136.388	139.071	138.941	138.996	138.996
Vehicle lighting equipment.....	14	1205141		147.462	147.501	147.878	147.986	147.987
Other motor vehicle electrical and electronic equipment.....	14	1205142		138.551	141.860	141.621	141.668	141.668
Battery charging alternators, generators, and regulators.....	14	12051422	06/00	107.597	107.061	106.444	106.513	106.513
Parts for electrical and electronic engine equipment.....	14	12051424	06/00	98.218	100.475	100.057	100.057	100.057

See footnotes at end of table.

Table 9. Producer price indexes for commodity and service groupings and individual items, not seasonally adjusted — Continued
 [December 2022, Index base 1982=100, unless otherwise indicated]

Title	Commodity code		Other index base	Unadjusted index ¹				
	Group code	Item code		Aug. 2022	Sept. 2022 ^P	Oct. 2022 ^P	Nov. 2022 ^P	Dec. 2022 ^P
All other miscellaneous non-engine electrical and electronic equipment.....	14	12051425	12/03	115.028	118.190	118.093	118.102	118.102
All other miscellaneous complete engine electrical equipment, including spark plugs.....	14	12051426	06/00	106.912	109.305	108.812	109.069	109.069
Truck and bus bodies.....	14	13	12/82	322.792	324.091	329.830	329.837	330.076
Truck and bus bodies sold separately.....	14	1301	12/82	330.385	329.693	334.693	334.304	334.339
Other truck and vehicle bodies, sold separately.....	14	13015	12/08	146.541	145.947	150.961	150.718	150.733
Dump truck bodies, sold separately.....	14	130151	12/08	193.944	187.744	187.744	185.561	185.561
All other truck and vehicle bodies, sold separately.....	14	130152	12/08	139.925	139.925	145.364	145.364	145.364
Service truck bodies, sold separately.....	14	130153	09/15	131.855	132.364	138.319	138.311	138.397
Complete vehicles on purchased chassis.....	14	1302	12/82	314.088	317.455	323.947	324.365	324.815
Buses and firefighting vehicles, complete, produced on purchased chassis.....	14	13027	12/08	126.949	126.949	126.949	127.482	128.017
Buses and firefighting vehicles, complete, produced on purchased chassis.....	14	130275	12/08	126.949	126.949	126.949	127.482	128.017
Other trucks and vehicles, complete, produced on purchased chassis.....	14	13029	12/08	153.191	155.232	159.167	159.265	159.381
Other trucks and vehicles, complete, produced on purchased chassis, except upfitting trucks.....	14	130294	09/15	134.856	137.123	141.493	141.601	141.730
Upfitting trucks, complete, produced on purchased chassis.....	14	130299	09/15	148.709	—	—	—	—
Truck trailers.....	14	14		335.513	336.049	337.832	337.717	337.967
Truck trailers.....	14	1406	12/86	325.254	325.774	327.502	327.391	327.633
Truck trailers and chassis, axle rating 10,000 lb or more.....	14	140602	12/86	316.703	317.290	317.716	317.590	317.864
Truck trailers and chassis, axle rating less than 10,000 lb.....	14	140603	12/11	211.629	211.629	218.022	218.022	218.022
Motor homes, built on purchased chassis.....	14	15	06/84	213.396	213.730	215.179	215.238	215.238
Motor homes, built on purchased chassis.....	14	1501	06/84	213.396	213.730	215.179	215.238	215.238
Motor homes, built on purchased chassis.....	14	150101	06/84	213.396	213.730	215.179	215.238	215.238
Travel trailers and campers.....	14	16	06/84	291.965	295.310	297.078	297.274	297.274
Travel trailers.....	14	1601	06/84	279.135	282.075	284.221	284.418	284.418
Travel trailers.....	14	160101	06/84	279.135	282.075	284.221	284.418	284.418
Conventional travel trailers.....	14	1601016	12/11	163.653	166.478	168.540	168.729	168.729
Camping trailers, campers, pick-up covers, and parts.....	14	1602	06/84	331.132	336.063	336.063	336.246	336.246
Camping trailers, campers, pick-up covers, and parts.....	14	160201	06/84	331.132	336.063	336.063	336.246	336.246
Other parts and components, excluding appliances and furnishings.....	14	1602013	12/11	192.022	196.082	196.082	196.082	196.082
Truck campers, caps, box covers, and fold-down camping trailers.....	14	1602014	06/14	—	—	145.061	145.276	145.276
Aircraft and aircraft equipment.....	14	2		295.772	296.794	297.294	297.868	298.890
Aircraft.....	14	21		329.955	330.031	330.969	331.679	333.105
Civilian aircraft.....	14	2102	12/85	315.084	316.255	317.598	318.614	320.655
Civilian aircraft.....	14	210206	12/03	170.605	171.240	171.967	172.517	173.622
Military aircraft.....	14	2104	06/13	105.324	104.610	104.610	104.610	104.610
Military aircraft.....	14	210401	06/13	105.324	104.610	104.610	104.610	104.610
Aircraft engine and engine parts.....	14	23	12/85	245.128	245.895	245.978	246.086	247.149
Aircraft engine and engine parts.....	14	2301	12/85	245.128	245.895	245.978	246.086	247.149
Aircraft engine and engine parts.....	14	230101	12/85	245.128	245.895	245.978	246.086	247.149
Aeronautical services on aircraft engines.....	14	2301015	12/11	139.778	140.649	140.649	140.649	140.649
Aircraft engine parts and accessories.....	14	2301017	12/11	114.864	115.214	115.288	115.384	116.332
Parts and accessories for military aircraft engines.....	14	23010175	12/11	123.203	123.563	123.883	123.898	123.898
Parts and accessories for civilian aircraft engines.....	14	23010177	12/11	113.101	113.448	113.470	113.583	114.735
Other aircraft parts and equipment.....	14	25	06/85	197.582	199.963	199.963	200.523	200.599
Other aircraft parts and equipment.....	14	2501	06/85	197.582	199.963	199.963	200.523	200.599
Aircraft propellers and helicopter rotors.....	14	250102	06/08	153.945	160.743	160.743	160.839	161.203
Aircraft parts and auxiliary equipment.....	14	250103	06/08	118.257	119.391	119.391	119.791	119.814
Aircraft landing gear for civilian and military aircraft.....	14	2501032	06/08	163.893	164.664	164.664	164.664	164.664
Other aircraft subassemblies and parts for military aircraft.....	14	2501033	06/08	123.978	123.978	123.978	125.731	125.855
Other aircraft subassemblies and parts for civilian aircraft.....	14	2501034	06/08	107.998	110.358	110.358	110.531	110.531
Ships and boats.....	14	3		300.042	299.713	300.128	300.389	301.421
Ships.....	14	31	12/85	246.717	245.875	245.875	245.850	246.691
Military self-propelled ships, new construction.....	14	3102	06/96	149.164	148.306	148.306	148.285	148.440
Military self-propelled ships, new construction.....	14	310201	06/96	149.164	148.306	148.306	148.285	148.440
Nonmilitary self-propelled ships, new construction.....	14	3103	06/96	262.526	263.864	263.864	263.864	261.961
Nonmilitary self-propelled ships, new construction.....	14	310301	12/85	400.696	402.737	402.737	402.737	399.833
Boats.....	14	32		341.946	343.162	344.582	345.546	346.742
Outboard motorboats, including commercial and military (except sailboats and lifeboats).....	14	3201		390.970	393.590	395.337	395.797	397.266
Outboard motorboats, wood or metal, incl. comm. and military (exc. sailboats and lifeboats).....	14	320107	06/11	170.440	172.388	172.717	173.046	173.404
Outboard motorboats, plastics/fiberglass, incl. comm. and mil. (exc. sailboats and lifeboats).....	14	320108	06/11	164.325	164.734	165.840	165.922	166.783

See footnotes at end of table.

Table 9. Producer price indexes for commodity and service groupings and individual items, not seasonally adjusted — Continued
 [December 2022, Index base 1982=100, unless otherwise indicated]

Title	Commodity code		Other index base	Unadjusted index ¹				
	Group code	Item code		Aug. 2022	Sept. 2022 ^P	Oct. 2022 ^P	Nov. 2022 ^P	Dec. 2022 ^P
Inboard motorboats, including commercial and military (except sailboats and lifeboats).....	14	3202		343.919	343.919	346.760	350.262	352.659
Inboard cabin cruisers, including commercial and military (except sailboats and lifeboats).....	14	320206	12/03	173.955	173.955	173.955	175.625	178.282
Other inboard motorboats, including commercial and military (except sailboats and lifeboats).....	14	320207	06/11	151.316	151.316	153.615	155.229	155.229
Inboard-outdrive boats, including commercial and military (except sailboats and lifeboats).....	14	3203		282.969	282.969	282.969	282.969	282.969
All other inboard-outdrive boats, incl. comm. and military (except sailboats and lifeboats).....	14	320310	12/03	162.012	162.012	162.012	162.012	162.012
All other boats (excluding military and commercial).....	14	3204		268.519	268.537	268.537	268.537	268.537
All other boats (excluding military and commercial).....	14	320406	12/03	152.097	152.108	152.108	152.108	152.108
Railroad equipment.....	14	4		211.724	212.243	212.331	212.588	212.681
Railroad cars and locomotives.....	14	44	05/22	100.000	100.000	100.000	100.000	100.000
Railroad cars and locomotives.....	14	4401	05/22	100.000	100.000	100.000	100.000	100.000
Railroad cars.....	14	440102	12/01	167.624	167.624	167.624	—	—
Railway maintenance of way equipment and parts.....	14	45	05/22	102.183	103.633	103.876	104.596	104.856
Railway maintenance of way equipment and parts.....	14	4501		204.999	207.907	208.396	209.839	210.360
Air brake and other brake equipment.....	14	450101	12/03	104.746	104.746	104.719	104.719	104.719
Railway maintenance of way & all other railroad and streetcar equipment, parts and accessories.....	14	450102	12/03	154.355	156.825	157.246	158.472	158.915
Transportation equipment, n.e.c.....	14	9	06/85	202.038	202.028	202.342	201.038	200.688
Transportation equipment, n.e.c.....	14	91	06/85	202.038	202.028	202.342	201.038	200.688
Other transportation equipment, incl. golf carts, vehicle trailers, and all-terrain vehicles.....	14	9111	06/85	202.038	202.028	202.342	201.038	200.688
Automobile and light truck trailers.....	14	911104	12/92	271.102	271.848	271.848	266.218	264.686
All other miscellaneous transportation equipment, including all-terrain vehicles.....	14	911105	06/85	155.899	155.618	156.012	156.042	156.066
All-terrain vehicles and parts.....	14	9111051	06/08	110.043	110.043	110.146	110.177	110.086
All other miscellaneous transportation equipment and parts.....	14	9111052	06/08	119.170	118.457	119.198	119.198	119.488
Miscellaneous products.....	15	—		324.937	325.864	326.244	328.883	329.618
Toys, sporting goods, small arms, etc.....	15	1		200.702	200.194	200.481	202.959	205.386
Toys, games, and children's vehicles.....	15	11		176.566	176.566	178.666	178.661	178.661
Toys, games, and children's vehicles.....	15	1101		176.566	176.566	178.666	178.661	178.661
Nonelectronic games and puzzles (excl. toys), and electronic toys (incl. parts).....	15	110152	06/85	148.512	148.512	148.512	148.512	—
Nonelectronic games and puzzles, including parts.....	15	1101521	12/07	118.500	118.500	118.500	118.500	—
Other nonelectronic toys, including parts.....	15	110154	06/85	192.588	192.588	200.660	200.660	200.660
Models, science & craft kits/supply, & collectors' miniatures.....	15	110155	06/85	271.988	271.988	272.723	272.670	272.670
Sporting and athletic goods.....	15	12		191.734	190.905	191.111	195.141	199.098
Sporting and athletic goods.....	15	1201		191.734	190.905	191.111	195.141	199.098
Golf equipment, excluding apparel and shoes.....	15	120127	12/85	145.749	144.049	144.039	152.040	160.042
Bicycles, adult tricycles, unicycles and parts.....	15	120182	12/84	168.325	168.325	168.325	169.998	170.713
Playground equipment.....	15	120185	12/98	343.332	343.332	347.826	347.826	347.826
Gymnasium and exercise equipment.....	15	120192	12/98	152.156	152.156	152.108	152.108	152.108
Other sporting and athletic goods.....	15	120193	12/85	171.743	171.743	171.743	171.743	171.743
Small arms and ammunition.....	15	13		311.989	311.989	311.989	312.022	312.022
Small arms.....	15	1301		255.705	255.705	255.705	255.705	255.705
Single barrel shotguns, other small firearms n.e.c., and parts & attachments for small arms.....	15	130128	06/13	106.027	106.027	106.027	106.027	106.027
Small arms ammunition.....	15	1302		416.816	416.816	416.816	416.816	416.816
Small arms ammunition.....	15	130281	06/02	289.284	289.284	289.284	289.284	289.284
Other small arms ammunition products.....	15	1303	06/85	278.114	278.114	278.114	278.564	278.564
All other small arms ammunition products.....	15	130308	06/02	191.317	191.317	191.317	191.626	191.626
Tobacco products, incl. stemmed & redried.....	15	2		1,151.096	1,158.741	1,158.972	1,181.566	1,181.621
Cigarettes, excluding electronic.....	15	21		1,445.468	1,456.399	1,456.399	1,486.814	1,486.814
Cigarettes, excluding electronic.....	15	2101		1,445.468	1,456.399	1,456.399	1,486.814	1,486.814
Cigarettes, excluding electronic.....	15	210105	12/04	277.798	279.899	279.899	285.744	285.744
Stemmed and redried tobacco.....	15	24	06/84	105.461	105.461	106.552	109.365	109.365
Stemmed and redried tobacco.....	15	2402	06/84	104.073	104.073	105.149	107.925	107.925
Stemmed and redried tobacco.....	15	240208	06/99	114.118	114.118	115.298	118.343	118.343
Tobacco, unstemmed leaf, redried before packing.....	15	2402081	12/11	106.056	106.056	106.372	111.796	111.796
Tobacco, stemmed.....	15	2402084	12/11	99.846	99.846	101.681	101.681	101.681
Other tobacco products.....	15	25	12/05	205.717	206.162	206.162	208.307	208.377
Other tobacco products.....	15	2501	12/05	205.717	206.162	206.162	208.307	208.377
Other tobacco products.....	15	250101	12/05	205.717	206.162	206.162	208.307	208.377
Cigars.....	15	2501011	12/11	124.280	124.280	124.280	124.280	124.280

See footnotes at end of table.

Table 9. Producer price indexes for commodity and service groupings and individual items, not seasonally adjusted — Continued
 [December 2022, Index base 1982=100, unless otherwise indicated]

Title	Commodity code		Other index base	Unadjusted index ¹				
	Group code	Item code		Aug. 2022	Sept. 2022 ^P	Oct. 2022 ^P	Nov. 2022 ^P	Dec. 2022 ^P
Chewing and smoking tobacco.....	15	2501014	12/11	180.662	180.665	180.665	182.971	183.046
Notions.....	15	3		256.408	256.408	256.408	256.408	257.102
Fasteners, zippers, buttons, needles, pins, and buckles.....	15	32		262.439	262.439	262.439	262.439	263.149
Fasteners, zippers, buttons, needles, pins, and buckles.....	15	3201		262.439	262.439	262.439	262.439	263.149
Fasteners, zippers, buttons, needles, pins, and buckles (except precious metal).....	15	320100		262.439	262.439	262.439	262.439	263.149
Photographic equipment and supplies.....	15	4		162.490	163.575	157.157	160.928	159.938
Photographic and photocopying equipment.....	15	41		98.872	98.872	98.872	—	—
Photographic and photocopying equipment.....	15	4107	12/83	121.083	121.083	121.083	—	—
Photographic and photocopying equipment.....	15	410701	12/83	121.083	121.083	121.083	—	—
Motion picture & other photographic equipment, n.e.c.....	15	4107019	12/11	138.208	138.208	138.208	—	—
Photographic supplies.....	15	42		190.653	192.329	182.417	188.240	186.712
Photographic supplies.....	15	4206	12/83	187.255	188.902	179.166	184.886	183.385
Photographic supplies.....	15	420601	12/83	187.255	188.902	179.166	184.886	183.385
Prepared photographic chemicals.....	15	4206011	12/07	102.950	103.784	103.633	104.307	103.667
Photographic sensitized film, plates, paper, & cloth.....	15	4206012	12/07	174.142	175.708	164.068	170.616	169.128
Photographic sensitized film, plates, paper, & cloth, silver-halide-type (excluding X-ray).....	15	42060121	12/07	177.255	177.477	—	—	—
Photographic sensitized film etc., less silver halide type (inc. X-ray)...	15	42060122	12/07	159.606	162.696	163.416	163.293	165.808
Mobile homes.....	15	5		502.995	498.490	494.732	493.024	492.839
Manufactured homes (mobile homes), all sizes (incl. multisection).....	15	53		515.939	511.318	507.463	505.712	505.522
Manufactured mobile homes and nonresidential mobile buildings.....	15	5303	12/86	483.302	478.973	475.362	473.721	473.543
Manufactured homes (mobile homes), all width sizes (incl. multisection).....	15	530301	12/86	483.302	478.973	475.362	473.721	473.543
Medical, surgical & personal aid devices.....	15	6		194.557	195.096	195.685	195.684	196.156
Surgical and medical instruments.....	15	62	06/82	146.897	148.038	148.553	148.596	148.648
Surgical and medical instruments.....	15	6201	06/82	146.897	148.038	148.553	148.596	148.648
Surgical and medical instruments.....	15	620103	06/05	108.800	109.645	110.026	110.058	110.097
Surgical and medical catheters.....	15	6201031	12/11	92.924	92.924	92.924	92.924	92.924
Orthopedic and surgical instruments.....	15	6201033	06/12	114.006	114.101	114.120	114.215	114.337
Other surgical and medical apparatus and instruments, excluding parts.....	15	6201037	06/12	100.642	101.984	101.673	101.287	101.287
Parts for surgical and medical apparatus and instruments.....	15	6201038	06/12	109.575	110.010	111.835	111.835	111.835
Medical and surgical appliances and supplies.....	15	63	06/83	225.719	225.728	226.385	226.826	227.046
Medical and surgical appliances and supplies.....	15	6301	06/83	225.719	225.728	226.385	226.826	227.046
Medical and surgical appliances and supplies.....	15	630104	12/03	124.792	124.797	125.160	125.404	125.525
Other orthopedic and prosthetic appliances.....	15	6301042	12/11	99.106	99.106	99.106	99.106	99.106
All other surgical and medical items.....	15	6301044	12/11	119.916	119.922	120.363	120.660	120.807
Ophthalmic goods.....	15	64	12/83	165.254	165.254	165.254	165.254	166.449
Ophthalmic goods.....	15	6401	12/83	165.254	165.254	165.254	165.254	166.449
Ophthalmic fronts, temples, and focal and contact lenses.....	15	640107	12/11	118.041	—	—	—	—
Dental equipment and supplies.....	15	65	06/85	407.571	402.127	403.683	399.298	406.177
Dental equipment and supplies.....	15	6501	06/85	407.571	402.127	403.683	399.298	406.177
Dental equipment and supplies.....	15	650107	12/05	208.409	205.626	206.421	204.179	207.697
Professional dental equipment and supplies.....	15	6501071	12/07	149.416	149.416	149.416	149.416	151.991
Professional dental equipment.....	15	65010711	12/07	153.463	153.463	153.463	153.463	159.404
Professional dental supplies.....	15	65010712	12/07	144.236	144.236	144.236	144.236	144.236
Other industrial safety equipment.....	15	7		313.317	313.404	324.988	324.988	324.988
Personal safety equipment and clothing.....	15	71		313.317	313.404	324.987	324.987	324.987
Personal safety equipment and clothing.....	15	7108	06/04	146.755	146.796	152.221	152.221	152.221
Personal safety equipment and clothing.....	15	710802	06/04	146.755	146.796	152.221	152.221	152.221
Other miscellaneous products.....	15	9		243.134	243.522	244.709	245.553	246.205
Burial caskets.....	15	91		466.864	466.957	475.607	491.374	491.374
Burial caskets.....	15	9101		466.864	466.957	475.607	491.374	491.374
Burial caskets.....	15	910109	12/04	213.950	213.993	217.957	225.182	225.182
Metal burial caskets & coffins, completely lined & trimmed, adult sizes.....	15	9101091	12/11	148.047	148.100	153.000	159.133	159.133
Other burial caskets & coffins, including burial boxes and vaults (except concrete and stone).....	15	9101095	12/11	150.136	150.136	—	—	—
Musical instruments.....	15	93		281.895	281.895	286.036	287.760	284.856
Musical instruments.....	15	9301		281.895	281.895	286.036	287.760	284.856
Nonelectronic pianos, organs, and nonelectronic piano and organ parts, excluding benches.....	15	930113	12/09	163.881	163.881	163.881	163.881	163.881
Other musical instruments and parts.....	15	930117	06/85	262.445	262.445	266.918	268.780	265.643
Other nonelectronic musical instruments.....	15	9301172	12/09	137.236	137.236	137.236	137.236	137.236

See footnotes at end of table.

Table 9. Producer price indexes for commodity and service groupings and individual items, not seasonally adjusted — Continued

[December 2022, Index base 1982=100, unless otherwise indicated]

Title	Commodity code		Other index base	Unadjusted index ¹				
	Group code	Item code		Aug. 2022	Sept. 2022 ^P	Oct. 2022 ^P	Nov. 2022 ^P	Dec. 2022 ^P
Other musical instrument parts & accessories, sold separately, excl. benches & instrument cases.....	15	9301173	12/09	136.179	136.179	137.189	137.189	137.189
Jewelry and jewelry products.....	15	94		253.486	251.046	250.316	256.611	258.952
Jewelry (gold and platinum) and silverware.....	15	9402		278.813	274.587	273.308	283.510	285.530
Jewelry, gold and platinum.....	15	940222	12/11	118.088	116.269	115.727	120.047	120.902
Costume jewelry and novelties.....	15	9404		224.311	224.311	224.311	224.311	224.311
Costume jewelry and novelties.....	15	940415	12/03	154.262	154.262	154.262	154.262	154.262
All other jewelry and personal goods (excluding costume).....	15	9407	06/07	151.791	151.221	150.985	154.409	155.824
All other jewelry and personal goods (excluding costume).....	15	940714	06/07	151.791	151.221	150.985	154.409	155.824
Jewelers' material and lapidary work.....	15	9408	12/08	161.972	161.586	161.586	161.924	166.147
Pens, pencils, and marking devices.....	15	95		218.021	218.147	218.147	218.516	218.516
Pens, markers, mechanical pencils, and associated parts.....	15	9502	12/85	206.442	206.442	206.442	—	—
Pens, markers, mechanical pencils, and associated parts.....	15	950210	12/85	206.442	206.442	206.442	—	—
Lead pencils, art goods, office supplies and small office equipment, excluding paper.....	15	9503	12/85	208.620	208.620	208.620	209.341	209.341
Lead pencils, art goods, office supplies and small office equipment, excluding paper.....	15	950307	12/85	208.620	208.620	208.620	209.341	209.341
Marking devices.....	15	9504	12/85	186.794	187.282	187.282	187.282	187.282
Marking devices.....	15	950406	12/05	130.969	131.311	131.311	131.311	131.311
Watches, clocks, watchcases, and parts.....	15	96		164.529	—	—	—	—
Watches, clocks, watchcases, and parts.....	15	9603	06/01	135.063	—	—	—	—
Watches, clocks, watchcases, and parts.....	15	960313	06/04	126.642	—	—	—	—
Brooms and brushes.....	15	97		220.451	220.779	220.795	223.277	223.277
Brooms, brushes and mops.....	15	9705	12/85	211.045	211.358	211.373	213.749	213.749
Brooms, mops, and dusters.....	15	970501	12/85	239.594	240.847	240.908	248.877	248.877
Brooms.....	15	9705011	12/11	130.839	132.152	132.216	136.883	136.883
Mops and dusters, including refills.....	15	9705012	12/11	125.742	125.742	125.742	129.595	129.595
Paint and varnish brushes and rollers.....	15	970502	12/85	180.790	180.790	180.790	180.790	180.790
Paint and varnish brushes.....	15	9705021	12/11	118.097	118.097	118.097	118.097	118.097
Paint holders, pads, roller frames, and rollers.....	15	9705022	12/11	110.448	110.448	110.448	110.448	110.448
Other brushes, excl. paint and varnish brushes.....	15	970503	12/85	220.730	220.730	220.730	221.412	221.412
Personal brushes.....	15	9705031	12/11	104.179	104.179	104.179	104.179	104.179
Brushes, other than personal.....	15	9705032	12/11	136.905	136.905	136.905	137.821	137.821
Miscellaneous products, n.e.c.....	15	9A	12/85	246.870	247.373	249.177	248.145	248.864
Candles.....	15	9A01	12/85	202.754	202.754	202.754	202.754	202.754
Candles.....	15	9A0101	12/85	202.754	202.754	202.754	202.754	202.754
Signs and advertising displays.....	15	9A04	12/85	224.002	224.444	225.603	225.619	227.039
Non-electric signs and displays.....	15	9A0402	12/85	265.713	266.612	268.964	268.966	271.880
Electric signs and displays.....	15	9A0404	12/85	195.712	195.712	195.712	195.712	—
All other miscellaneous fabricated products and recyclable materials.....	15	9A09	12/85	297.722	298.466	301.709	298.939	298.939
Other miscellaneous fabricated products.....	15	9A0901	12/85	288.445	296.680	296.680	296.680	296.680
Reproduction of audio and video media and software.....	15	9D	12/03	122.656	125.613	125.684	125.788	125.763
Reproduction of audio and video media and software.....	15	9D01	12/03	122.656	125.613	125.684	125.788	125.763
Services²								
Transportation services.....	30	—	06/09	164.069	163.131	164.525	163.491	163.015
Transportation of freight and mail.....	30	1	06/09	169.949	169.848	169.206	170.174	168.290
Rail transportation of freight and mail.....	30	11	12/08	150.565	150.731	149.887	150.855	150.755
Rail transportation of freight and mail.....	30	1101	12/08	150.565	150.731	149.887	150.855	150.755
Rail transportation of freight and mail.....	30	110101	12/08	150.565	150.731	149.887	150.855	150.755
Truck transportation of freight.....	30	12	06/09	167.565	166.601	165.587	166.822	164.021
Local motor carrying.....	30	1201	06/09	146.222	146.188	146.832	147.179	141.211
Local motor carrying.....	30	120101	06/09	146.222	146.188	146.832	147.179	141.211
Long-distance motor carrying.....	30	1202	06/09	175.602	174.275	172.611	174.192	172.644
Long-distance motor carrying.....	30	120201	06/09	175.602	174.275	172.611	174.192	172.644
Water transportation of freight.....	30	13	06/09	167.226	169.004	168.924	171.398	172.265
Deep sea water transportation of freight.....	30	1301	12/08	176.764	180.241	179.400	181.953	183.113
Deep sea water transportation of freight.....	30	130101	12/08	176.764	180.241	179.400	181.953	183.113
Coastal and intercoastal water transportation of freight.....	30	1302	12/08	129.287	130.106	130.570	132.969	133.435
Coastal and intercoastal water transportation of freight.....	30	130201	12/08	129.287	130.106	130.570	132.969	133.435
Great Lakes-St Lawrence Seaway water transportation of freight.....	30	1303	12/08	153.862	152.798	153.264	157.527	157.202
Great lakes-St Lawrence Seaway water transportation of freight.....	30	130301	12/08	153.862	152.798	153.264	157.527	157.202
Inland waterways transportation of freight.....	30	1304	12/08	104.861	103.980	104.755	105.770	106.196
Inland waterways transportation of freight.....	30	130401	12/08	104.861	103.980	104.755	105.770	106.196
Air transportation of freight.....	30	14	12/08	130.307	129.491	126.069	122.911	122.823
Air transportation of freight.....	30	1401	12/08	130.307	129.491	126.069	122.911	122.823

See footnotes at end of table.

Table 9. Producer price indexes for commodity and service groupings and individual items, not seasonally adjusted — Continued
 [December 2022, Index base 1982=100, unless otherwise indicated]

Title	Commodity code		Other index base	Unadjusted index ¹				
	Group code	Item code		Aug. 2022	Sept. 2022 ^P	Oct. 2022 ^P	Nov. 2022 ^P	Dec. 2022 ^P
Air transportation of freight, domestic.....	30	140102	01/16	115.066	115.197	115.225	115.013	114.754
Air transportation of freight, international.....	30	140103	01/16	109.486	108.424	104.200	100.407	100.412
Courier, messenger, and U.S. postal services.....	30	16	06/09	176.107	176.180	176.464	177.133	175.948
U.S. Postal Service.....	30	1601	06/89	268.005	268.005	270.390	270.390	270.390
Mailing services (market dominant services).....	30	160107	12/12	133.333	133.333	133.510	133.510	133.510
First class mail.....	30	1601071	06/89	238.569	238.569	239.129	239.129	239.129
Periodicals mail.....	30	1601072	06/89	319.001	319.001	319.001	319.001	319.001
Standard class mail.....	30	1601073	06/89	301.872	301.872	301.872	301.872	301.872
Package services mail.....	30	1601074	06/89	303.045	303.045	303.045	303.045	303.045
Special services and fees.....	30	1601075	06/89	319.306	319.306	319.306	319.306	319.306
Shipping services (competitive services).....	30	160108	12/12	160.580	160.580	166.855	166.855	166.855
Courier and messenger services, except air.....	30	1602	04/09	196.150	196.092	195.573	196.555	196.045
Courier and messenger services, except air.....	30	160201	04/09	196.150	196.092	195.573	196.555	196.045
Air mail and package delivery services, excluding by USPS.....	30	1603	04/09	230.834	231.531	230.106	232.441	225.055
Air mail and package delivery services, excluding by USPS.....	30	160301	04/09	230.834	231.531	230.106	232.441	225.055
Pipeline transportation.....	30	17	05/22	102.825	105.938	105.870	105.869	104.509
Pipeline transportation of petroleum products.....	30	1701	12/08	182.568	182.564	182.930	182.949	182.949
Pipeline transportation of crude petroleum.....	30	170101	12/08	199.400	199.382	200.075	199.885	199.885
Pipeline transportation of refined petroleum products.....	30	170102	12/08	164.634	164.642	164.713	164.916	164.916
Pipeline transportation of natural gas.....	30	1702	05/22	99.901	104.797	104.567	104.558	102.420
Pipeline transportation of natural gas.....	30	170201	05/22	99.901	104.797	104.567	104.558	102.420
Transportation of passengers (partial).....	30	2	06/09	143.451	139.590	148.097	140.066	144.514
Rail transportation of passengers.....	30	21	12/08	133.552	133.552	133.552	133.552	133.552
Rail transportation of passengers.....	30	2101	12/08	133.552	133.552	133.552	133.552	133.552
Rail transportation of passengers.....	30	210101	12/08	133.552	133.552	133.552	133.552	133.552
Airline passenger services.....	30	22	12/08	132.282	128.670	136.628	129.115	133.277
Airline passenger services.....	30	2201	12/08	132.282	128.670	136.628	129.115	133.277
Airline passenger services, domestic.....	30	220101	12/08	134.444	132.317	141.004	132.342	136.245
Airline passenger services, international.....	30	220102	12/08	124.214	115.762	121.272	117.580	122.558
Services related to transportation activities.....	31	—	06/09	147.074	139.075	142.842	134.400	135.138
Services related to water transportation.....	31	1	06/09	135.178	134.823	135.632	136.196	136.445
Towing, tugging, docking, and related services.....	31	11	03/09	137.965	137.405	138.305	138.684	139.028
Towing, tugging, docking and related services.....	31	1101	03/09	137.965	137.405	138.305	138.684	139.028
Towing, tugging, docking and related services.....	31	110101	03/09	137.965	137.405	138.305	138.684	139.028
Operation of port waterfront terminals.....	31	12	12/08	156.943	155.765	157.114	159.819	160.636
Operation of port waterfront terminals.....	31	1201	12/08	156.943	155.765	157.114	159.819	160.636
Operation of port waterfront terminals.....	31	120101	12/08	156.943	155.765	157.114	159.819	160.636
Marine cargo handling.....	31	13	12/08	129.005	129.059	129.644	129.644	129.644
Marine cargo handling.....	31	1301	12/08	129.005	129.059	129.644	129.644	129.644
Marine cargo handling.....	31	130101	12/08	129.005	129.059	129.644	129.644	129.644
Services related to air transportation.....	31	2	04/09	134.213	131.059	131.618	131.639	131.623
Other airport operations, excluding aircraft maintenance and repair.....	31	21	04/09	134.213	131.059	131.618	131.639	131.623
Other airport operations, excluding aircraft maintenance and repair.....	31	2101	04/09	134.213	131.059	131.618	131.639	131.623
Other airport operations, excluding aircraft maintenance and repair.....	31	210101	04/09	134.213	131.059	131.618	131.639	131.623
Other services related to transportation activities (partial).....	31	3	06/09	156.498	143.883	149.997	134.961	136.181
Arrangement of freight and cargo.....	31	31	12/08	181.769	158.326	169.716	145.356	147.637
Arrangement of freight and cargo.....	31	3101	12/08	181.769	158.326	169.716	145.356	147.637
Arrangement of freight and cargo.....	31	310101	12/08	181.769	158.326	169.716	145.356	147.637
Freight forwarding.....	31	32	12/08	114.110	113.956	114.002	110.133	110.133
Freight forwarding.....	31	3201	12/08	114.110	113.956	114.002	110.133	110.133
Freight forwarding.....	31	320101	12/08	114.110	113.956	114.002	110.133	110.133
Warehousing, storage, and related services.....	32	—	12/08	123.693	126.972	125.653	125.794	125.053
Warehousing, storage, and related services.....	32	1	12/08	123.693	126.972	125.653	125.794	125.053
Warehousing, storage, and related services.....	32	11	12/08	123.693	126.972	125.653	125.794	125.053
Warehousing, storage, and related services.....	32	1101	12/08	123.693	126.972	125.653	125.794	125.053
Warehousing, storage, and related services.....	32	110101	12/08	123.693	126.972	125.653	125.794	125.053
Publishing sales, excluding software.....	33	—	06/09	136.700	138.336	138.987	137.275	137.919
Book, periodical, and newspaper publishing sales and subscriptions.....	33	1	06/09	145.167	148.110	149.143	145.981	147.531
Sales of books.....	33	11		450.158	445.851	451.520	448.289	454.539
Sales of textbooks.....	33	1101		747.618	738.323	770.644	747.602	783.347
Sales of textbooks.....	33	110101	06/88	477.466	471.530	492.171	477.456	500.284

See footnotes at end of table.

Table 9. Producer price indexes for commodity and service groupings and individual items, not seasonally adjusted — Continued

[December 2022, Index base 1982=100, unless otherwise indicated]

Title	Commodity code		Other index base	Unadjusted index ¹				
	Group code	Item code		Aug. 2022	Sept. 2022 ^P	Oct. 2022 ^P	Nov. 2022 ^P	Dec. 2022 ^P
Sales of technical, scientific, and professional books.....	33	1102		723.266	723.207	721.823	721.040	721.040
Sales of technical, scientific, and professional books.....	33	110201	06/88	564.888	564.842	563.761	563.150	563.150
Sales of religious books.....	33	1103		223.735	218.486	228.746	220.224	218.384
Sales of religious books.....	33	110301	06/88	169.805	165.822	173.608	167.140	165.744
Sales of general adult and juvenile books.....	33	1104		207.231	205.826	205.297	206.953	205.352
Sales of general adult and juvenile books.....	33	110402		207.231	205.826	205.297	206.953	205.352
Sales of general reference books.....	33	1105		179.321	179.413	182.962	175.897	177.776
Sales of general reference books.....	33	110501	06/88	152.655	152.734	155.755	149.741	151.340
Sales of digital books.....	33	1106	09/15	111.254	108.570	108.448	110.107	112.031
Sales of digital books.....	33	110601	09/15	111.254	108.570	108.448	110.107	112.031
Sales and subscriptions of periodicals and newspapers.....	33	12	06/09	144.719	153.128	153.152	147.323	148.279
Sales and subscriptions of periodicals.....	33	1201	06/07	119.779	119.779	119.779	110.400	110.400
Sales and subscriptions of periodicals.....	33	120101	06/07	119.779	119.779	119.779	110.400	110.400
Newspaper subscription and single copy sales.....	33	1202		530.259	588.904	589.070	585.927	592.597
Newspaper subscriptions, print and online bundled.....	33	120203	09/15	193.825	194.352	194.912	195.465	195.655
Newspaper subscriptions, print only.....	33	120204	09/15	157.577	177.072	177.072	175.970	178.175
Directory, mailing list, and related compilations publishing sales.....	33	2	12/08	136.829	137.059	138.072	133.927	135.432
Directory, mailing list, and related compilations publishing sales.....	33	21	12/08	136.829	137.059	138.072	133.927	135.432
Directory, mailing list, and related compilations publishing sales.....	33	2101	12/08	136.829	137.059	138.072	133.927	135.432
Directory, mailing list, and related compilations publishing sales.....	33	210101	12/08	136.829	137.059	138.072	133.927	135.432
Greeting card publishing sales.....	33	3	12/85	236.231	239.864	239.360	239.613	239.782
Greeting card publishing sales.....	33	31	12/85	236.231	239.864	239.360	239.613	239.782
Greeting card publishing sales.....	33	3101	12/85	236.231	239.864	239.360	239.613	239.782
Greeting card publishing sales.....	33	310101	12/85	236.231	239.864	239.360	239.613	239.782
Calendars, yearbooks, and other miscellaneous publishing sales.....	33	4	12/89	208.113	208.656	208.624	208.773	208.927
Calendars, yearbooks, and other miscellaneous publishing sales.....	33	41	12/89	208.113	208.656	208.624	208.773	208.927
Calendars, yearbooks, and other miscellaneous publishing sales.....	33	4101	12/89	208.113	208.656	208.624	208.773	208.927
Calendars, yearbooks, and other miscellaneous publishing sales.....	33	410101	12/89	208.113	208.656	208.624	208.773	208.927
Internet publishing and broadcasting subscription, content access, and licensing sales.....	33	5	12/09	129.025	129.043	129.361	129.397	128.853
Internet publishing and broadcasting subscription, content access, and licensing sales.....	33	51	12/09	129.025	129.043	129.361	129.397	128.853
Internet publishing and broadcasting subscription, content access, and licensing sales.....	33	5101	12/09	129.025	129.043	129.361	129.397	128.853
Internet publishing and broadcasting subscription, content access, and licensing sales.....	33	510101	12/09	129.025	129.043	129.361	129.397	128.853
Software publishing.....	34	—	06/09	94.530	95.679	95.146	93.242	93.705
System software publishing.....	34	1	05/22	100.457	100.129	99.591	98.492	98.992
System software publishing.....	34	11	05/22	100.457	100.129	99.591	98.492	98.992
System software publishing.....	34	1101	05/22	100.457	100.129	99.591	98.492	98.992
System software publishing.....	34	110101	05/22	100.457	100.129	99.591	98.492	98.992
Application software publishing.....	34	2	06/09	105.117	107.157	106.550	103.978	104.489
Application software publishing.....	34	21	06/09	105.117	107.157	106.550	103.978	104.489
Desktop and portable device application software publishing.....	34	2101	12/08	100.980	106.971	104.330	102.361	103.354
Desktop and portable device application software publishing.....	34	210101	12/08	100.980	106.971	104.330	102.361	103.354
Application software publishing, cross-industry, vertical market, utilities, and other.....	34	2103	12/08	116.726	116.091	117.013	113.740	113.727
Application software publishing, cross-industry, vertical market, utilities, and other.....	34	210301	12/08	116.726	116.091	117.013	113.740	113.727
Application software publishing, game software.....	34	2104	12/13	87.314	85.367	86.267	83.901	84.752
Application software publishing, game software.....	34	210401	12/13	87.314	85.367	86.267	83.901	84.752
Network compensation from broadcast and cable television and radio.....	35	—	06/09	158.398	158.373	158.373	158.373	158.373
Affiliate agreements, programming sales, and retransmission fees for cable and broadcast tv.....	35	1	06/09	158.477	158.477	158.477	158.477	158.477
Affiliate agreements, programming sales, and retransmission fees for cable and broadcast tv.....	35	11	06/09	158.477	158.477	158.477	158.477	158.477
Affiliate agreements, programming sales, and retransmission fees for cable and broadcast tv.....	35	1101	12/08	161.417	161.417	161.417	161.417	161.417
Affiliate agreements, programming sales, and retransmission fees for cable and broadcast tv.....	35	110101	12/08	161.417	161.417	161.417	161.417	161.417
Affiliate agreements, programming sales, and retransmission fees for radio.....	35	2	06/09	161.389	159.746	159.746	159.746	159.746
Affiliate agreements, programming sales, and retransmission fees for radio.....	35	21	06/09	161.389	159.746	159.746	159.746	159.746
Affiliate agreements, programming sales, and retransmission fees for radio.....	35	2101	12/08	161.117	159.477	159.477	159.477	159.477

See footnotes at end of table.

Table 9. Producer price indexes for commodity and service groupings and individual items, not seasonally adjusted — Continued
 [December 2022, Index base 1982=100, unless otherwise indicated]

Title	Commodity code		Other index base	Unadjusted index ¹				
	Group code	Item code		Aug. 2022	Sept. 2022 ^P	Oct. 2022 ^P	Nov. 2022 ^P	Dec. 2022 ^P
Affiliate agreements, programming sales, and retransmission fees for radio.....	35	210101	12/08	161.117	159.477	159.477	159.477	159.477
Advertising space and time sales.....	36	—	06/09	95.917	97.052	101.112	101.012	100.801
Advertising space sales in periodicals, newspapers, directories, and mailing lists.....	36	1	06/09	99.891	99.346	99.894	99.556	100.527
Advertising space sales in periodicals and newspapers.....	36	11	06/09	100.455	99.788	100.450	100.042	101.214
Advertising space sales in periodicals.....	36	1101		443.262	443.262	443.262	443.262	443.262
Advertising space sales in specialized, business, and professional periodicals.....	36	110101	06/99	157.813	157.813	157.813	157.813	157.813
Advertising space sales in general and consumer periodicals.....	36	110102	06/99	179.732	179.732	179.732	179.732	179.732
Advertising space sales in newspapers.....	36	1102		361.814	357.289	361.781	359.013	366.958
Advertising space sales in newspapers, print only.....	36	110203	09/15	86.480	85.167	86.471	85.667	87.974
Advertising space sales in newspapers, digital only and print and digital bundled.....	36	110204	09/15	104.357	104.357	104.357	104.357	104.357
Advertising space sales in directories and mailing lists.....	36	12	12/08	100.905	100.945	100.945	100.945	100.952
Advertising space sales in directories and mailing lists.....	36	1201	12/08	100.905	100.945	100.945	100.945	100.952
Advertising space sales in directories and mailing lists.....	36	120101	12/08	100.905	100.945	100.945	100.945	100.952
Television advertising time sales.....	36	2	06/09	94.859	96.789	106.284	105.285	105.001
Television advertising time sales.....	36	21	06/09	94.859	96.789	106.284	105.285	105.001
Broadcast and network television advertising time sales.....	36	2101	12/08	88.077	92.716	105.210	97.162	96.457
Broadcast and network television advertising time sales.....	36	210101	12/08	88.077	92.716	105.210	97.162	96.457
Cable network advertising time sales.....	36	2102	12/08	87.233	84.280	87.999	99.505	99.976
Cable network advertising time sales.....	36	210201	12/08	87.233	84.280	87.999	99.505	99.976
Local cable system advertising time sales.....	36	2103	12/08	81.550	81.550	81.550	81.550	81.550
Local cable system advertising time sales.....	36	210301	12/08	81.550	81.550	81.550	81.550	81.550
Radio advertising time sales.....	36	3	03/09	97.554	103.680	101.691	104.406	99.923
Radio advertising time sales.....	36	31	03/09	97.554	103.680	101.691	104.406	99.923
Radio advertising time sales.....	36	3101	03/09	97.554	103.680	101.691	104.406	99.923
Radio advertising time sales.....	36	310101	03/09	97.554	103.680	101.691	104.406	99.923
Internet advertising sales, excluding Internet advertising sold by print publishers.....	36	5	12/09	73.898	74.048	75.323	75.766	75.767
Internet advertising sales, excluding Internet advertising sold by print publishers.....	36	51	12/09	73.898	74.048	75.323	75.766	75.767
Internet advertising sales, excluding Internet advertising sold by print publishers.....	36	5101	12/09	73.898	74.048	75.323	75.766	75.767
Telecommunication, cable, and internet user services.....	37	—	06/09	108.103	108.857	109.297	109.326	109.375
Wired telephone services.....	37	1	06/09	118.668	119.513	119.591	119.663	119.812
Residential wired telephone services.....	37	11	06/09	148.031	151.542	152.217	152.268	152.317
Local residential wired telephone service.....	37	1101	12/08	150.871	153.333	154.002	153.996	153.989
Local residential wired telephone service.....	37	110101	12/08	150.871	153.333	154.002	153.996	153.989
Long distance residential wired telephone service.....	37	1102	03/09	143.868	149.690	150.466	150.641	150.737
Long distance residential wired telephone service.....	37	110201	03/09	143.868	149.690	150.466	150.641	150.737
All-distance residential wired telephone service.....	37	1103	12/11	140.424	140.649	140.905	140.783	141.004
All-distance residential wired telephone service.....	37	110301	12/11	140.424	140.649	140.905	140.783	141.004
Business wired telephone services.....	37	12	06/09	101.497	101.477	101.341	101.435	101.644
Local business wired telephone service.....	37	1201	12/08	129.539	129.305	128.535	128.272	128.451
Local business wired telephone service.....	37	120101	12/08	129.539	129.305	128.535	128.272	128.451
Long distance business wired telephone and other toll service.....	37	1202	04/09	95.793	96.661	98.609	99.660	100.642
Long distance business wired telephone and other toll service.....	37	120201	04/09	102.788	103.720	105.810	106.938	107.992
Private line wired telephone service.....	37	1204	12/11	93.710	93.647	93.456	93.545	93.687
Private line wired telephone service.....	37	120401	12/11	93.710	93.647	93.456	93.545	93.687
All-distance business wired telephone service (partial).....	37	1205	05/22	99.896	99.708	99.500	99.883	99.379
All-distance business wired telephone service.....	37	120501	05/22	99.896	99.708	99.500	99.883	99.379
Other telephone services.....	37	13	12/08	102.994	102.994	102.994	102.994	102.994
Other telephone services.....	37	1301	12/08	102.994	102.994	102.994	102.994	102.994
Other telephone services.....	37	130104	12/08	102.329	102.329	102.329	102.329	102.329
Wireless telecommunication services.....	37	2	06/09	66.180	66.181	66.181	66.184	66.202
Cellular phone and other wireless telecommunication services.....	37	21	03/09	64.654	64.655	64.655	64.658	64.676
Cellular phone and other wireless telecommunication services.....	37	2101	03/09	64.654	64.655	64.655	64.658	64.676
Cellular phone and other wireless telecommunication services.....	37	210101	03/09	64.654	64.655	64.655	64.658	64.676
Cable and satellite subscriber services.....	37	3	12/08	151.331	151.879	152.307	153.471	154.216
Cable and satellite subscriber services.....	37	31	12/08	151.331	151.879	152.307	153.471	154.216
Cable and satellite subscriber services.....	37	3101	12/08	151.331	151.879	152.307	153.471	154.216
Cable and satellite subscriber services.....	37	310101	12/08	151.331	151.879	152.307	153.471	154.216

See footnotes at end of table.

Table 9. Producer price indexes for commodity and service groupings and individual items, not seasonally adjusted — Continued
 [December 2022, Index base 1982=100, unless otherwise indicated]

Title	Commodity code		Other index base	Unadjusted index ¹				
	Group code	Item code		Aug. 2022	Sept. 2022 ^P	Oct. 2022 ^P	Nov. 2022 ^P	Dec. 2022 ^P
Internet access services.....	37	4	03/09	90.739	90.925	90.779	90.183	89.903
Internet access services.....	37	41	03/09	90.739	90.925	90.779	90.183	89.903
Residential Internet access services.....	37	4102	12/11	87.889	88.229	87.886	88.154	88.027
Residential Internet access services.....	37	410201	12/11	87.889	88.229	87.886	88.154	88.027
Business Internet access services.....	37	4103	12/11	97.935	97.972	98.022	96.512	96.063
Business Internet access services.....	37	410301	12/11	97.935	97.972	98.022	96.512	96.063
Bundled wired telecommunications access services.....	37	5	12/11	122.104	124.172	125.682	125.337	125.104
Bundled wired telecommunications access services.....	37	51	12/11	122.104	124.172	125.682	125.337	125.104
Bundled wired telecommunications access services.....	37	5101	12/11	122.104	124.172	125.682	125.337	125.104
Bundled wired telecommunications access services.....	37	510101	12/11	122.104	124.172	125.682	125.337	125.104
Data processing and related services.....	38	—	06/09	104.113	103.940	104.083	104.092	104.127
Data processing and related services.....	38	1	06/09	104.113	103.940	104.083	104.092	104.127
Data processing and related services.....	38	11	06/09	104.113	103.940	104.083	104.092	104.127
Hosting, ASP and other IT infrastructure provisioning services.....	38	1101	12/08	108.119	107.795	108.063	108.050	108.117
Hosting, ASP and other IT infrastructure provisioning services.....	38	110101	12/08	108.119	107.795	108.063	108.050	108.117
Business process management services.....	38	1102	12/08	96.557	96.557	96.557	96.622	96.622
Business process management services.....	38	110201	12/08	96.557	96.557	96.557	96.622	96.622
Data management, information transformation and other services.....	38	1103	12/08	99.488	99.488	99.488	99.488	99.488
Data management, information transformation and other services.....	38	110301	12/08	99.488	99.488	99.488	99.488	99.488
Credit intermediation services (partial).....	39	—	06/09	97.833	101.069	101.263	107.325	108.732
Loan services (partial).....	39	1	06/09	165.731	171.126	171.767	187.644	180.526
Business loans (partial).....	39	11	04/09	281.579	300.376	304.474	347.523	342.574
Business loans (partial).....	39	1101	04/09	281.579	300.376	304.474	347.523	342.574
Business loans (partial).....	39	110101	04/09	281.579	300.376	304.474	347.523	342.574
Consumer loans (partial).....	39	12	06/09	123.862	123.567	122.691	127.630	117.897
Residential real estate loans (partial).....	39	1201	04/09	152.813	151.673	150.589	155.789	142.126
Residential real estate loans, except home equity (partial).....	39	120101	04/09	128.790	125.804	126.470	128.896	113.758
Home equity loans (partial).....	39	120102	04/09	381.786	398.704	380.577	412.665	413.877
Vehicle loans (partial).....	39	1202	04/09	62.516	61.799	60.283	67.312	56.113
Vehicle loans (partial).....	39	120201	04/09	62.516	61.799	60.283	67.312	56.113
Credit cards, overdraft credit, and related plans (partial).....	39	1203	04/09	165.830	169.449	168.977	176.890	175.669
Credit cards, overdraft credit, and related plans (partial).....	39	120301	04/09	165.830	169.449	168.977	176.890	175.669
Other loans and loan services (partial).....	39	13	04/09	105.812	104.448	103.372	104.116	101.583
Other loans and loan services (partial).....	39	1301	04/09	105.812	104.448	103.372	104.116	101.583
Other loans and loan services (partial).....	39	130101	04/09	105.812	104.448	103.372	104.116	101.583
Deposit services (partial).....	39	2	04/09	55.790	58.034	57.893	57.362	66.792
Deposit services (partial).....	39	21	04/09	55.790	58.034	57.893	57.362	66.792
Deposit services (partial).....	39	2101	04/09	55.790	58.034	57.893	57.362	66.792
Deposit services (partial).....	39	210101	04/09	55.790	58.034	57.893	57.362	66.792
Other credit intermediation services, including trust services (partial).....	39	3	04/09	97.788	98.304	98.287	95.836	95.836
Other credit intermediation services, including trust services (partial).....	39	31	04/09	97.788	98.304	98.287	95.836	95.836
Other credit intermediation services, including trust services (partial).....	39	3101	04/09	97.788	98.304	98.287	95.836	95.836
Other credit intermediation services, including trust services (partial).....	39	310101	04/09	97.788	98.304	98.287	95.836	95.836
Investment services.....	40	—	06/09	198.064	199.920	200.882	209.618	208.174
Securities brokerage, dealing, investment advice, and related services.....	40	1	06/09	171.652	168.567	175.440	194.242	194.958
Securities brokerage, dealing, investment advice, and related services.....	40	11	06/09	171.652	168.567	175.440	194.242	194.958
Securities brokerage, dealing, and investment advice.....	40	1101	12/08	101.539	98.879	96.949	99.564	100.094
Securities brokerage, dealing, and investment advice.....	40	110101	12/08	101.539	98.879	96.949	99.564	100.094
Securities brokerage and dealing related services (partial).....	40	1102	12/08	424.550	423.861	490.703	607.917	608.801
Securities brokerage and dealing related services.....	40	110201	12/08	424.550	423.861	490.703	607.917	608.801
Portfolio management.....	40	2	12/08	242.940	246.777	242.522	245.569	243.146
Portfolio management.....	40	21	12/08	242.940	246.777	242.522	245.569	243.146
Portfolio management.....	40	2101	12/08	242.940	246.777	242.522	245.569	243.146
Portfolio management.....	40	210101	12/08	242.940	246.777	242.522	245.569	243.146
Investment banking.....	40	3	12/08	223.341	236.331	236.468	235.240	229.041
Investment banking.....	40	31	12/08	223.341	236.331	236.468	235.240	229.041
Investment banking.....	40	3101	12/08	223.341	236.331	236.468	235.240	229.041
Investment banking.....	40	310101	12/08	223.341	236.331	236.468	235.240	229.041
Insurance and annuities.....	41	—	06/09	126.474	126.801	126.859	126.906	127.589
Insurance.....	41	1	06/09	128.797	129.084	129.202	129.264	130.059

See footnotes at end of table.

Table 9. Producer price indexes for commodity and service groupings and individual items, not seasonally adjusted — Continued
 [December 2022, Index base 1982=100, unless otherwise indicated]

Title	Commodity code		Other index base	Unadjusted index ¹				
	Group code	Item code		Aug. 2022	Sept. 2022 ^P	Oct. 2022 ^P	Nov. 2022 ^P	Dec. 2022 ^P
Insurance.....	41	11	06/09	128.797	129.084	129.202	129.264	130.059
Life insurance.....	41	1101	03/09	109.050	109.053	109.115	109.116	109.116
Life insurance.....	41	110101	03/09	109.050	109.053	109.115	109.116	109.116
Disability insurance, including accidental death.....	41	1102	03/09	101.986	101.986	101.986	101.986	101.986
Disability insurance, including accidental death.....	41	110201	03/09	101.986	101.986	101.986	101.986	101.986
Health and medical insurance.....	41	1103	03/09	144.115	144.155	144.339	144.339	144.339
Health and medical insurance.....	41	110301	03/09	144.115	144.155	144.339	144.339	144.339
Property and casualty insurance.....	41	1104	03/09	126.809	127.316	127.413	127.527	128.995
Property and casualty insurance.....	41	110401	03/09	126.809	127.316	127.413	127.527	128.995
Annuities.....	41	2	03/09	114.516	115.119	114.780	114.725	114.675
Annuities.....	41	21	03/09	114.516	115.119	114.780	114.725	114.675
Annuities.....	41	2101	03/09	114.516	115.119	114.780	114.725	114.675
Annuities.....	41	210101	03/09	114.516	115.119	114.780	114.725	114.675
Commissions and fees from sales and administration of insurance policies (partial).....	42	—	06/09	109.362	109.414	109.414	109.414	109.479
Commissions from sales of insurance.....	42	1	06/09	109.362	109.414	109.414	109.414	109.479
Commissions from sales of insurance.....	42	11	06/09	109.362	109.414	109.414	109.414	109.479
Commissions from sales of life insurance and annuities.....	42	1101	06/09	104.636	104.636	104.636	104.636	104.636
Commissions from sales of life insurance and annuities.....	42	110101	06/09	104.636	104.636	104.636	104.636	104.636
Commissions from sales of health and medical insurance.....	42	1102	06/09	109.807	109.807	109.807	109.807	109.807
Commissions from sales of health and medical insurance.....	42	110201	06/09	109.807	109.807	109.807	109.807	109.807
Commissions from sales of property and casualty insurance.....	42	1103	06/09	112.184	112.277	112.277	112.277	112.388
Commissions from sales of property and casualty insurance.....	42	110301	06/09	112.184	112.277	112.277	112.277	112.388
Commissions from sales of other insurance.....	42	1104	06/09	100.643	100.621	100.621	100.621	100.622
Commissions from sales of other insurance.....	42	110401	06/09	100.643	100.621	100.621	100.621	100.622
Real estate services (partial).....	43	—	06/09	144.755	145.769	144.663	144.118	144.614
Nonresidential real estate services.....	43	1	06/09	128.907	130.400	128.970	128.381	129.489
Nonresidential real estate rents.....	43	11	06/09	129.461	131.186	129.001	128.189	129.383
Office buildings, gross rents.....	43	1101	12/08	130.172	129.415	129.191	129.580	128.687
Office buildings, gross rents.....	43	110101	12/08	130.172	129.415	129.191	129.580	128.687
Retail properties, gross rents.....	43	1102	04/09	125.455	130.037	126.337	122.961	127.539
Retail properties, gross rents.....	43	110201	04/09	125.455	130.037	126.337	122.961	127.539
Industrial buildings, gross rents.....	43	1103	04/09	111.375	111.249	111.297	111.261	112.280
Industrial buildings, gross rents.....	43	110301	04/09	111.375	111.249	111.297	111.261	112.280
Self-service storage and miniwarehouses, gross rents.....	43	1104	12/08	166.551	168.942	170.290	170.757	170.289
Self-service storage and miniwarehouses, gross rents.....	43	110401	12/08	166.551	168.942	170.290	170.757	170.289
Other nonresidential buildings, gross rents.....	43	1105	12/08	114.430	117.529	104.862	108.344	105.843
Other nonresidential buildings, gross rents.....	43	110501	12/08	114.430	117.529	104.862	108.344	105.843
Nonresidential property sales and leases including land, brokerage fees and commissions.....	43	12	12/08	145.249	145.368	145.406	146.153	147.065
Nonresidential property sales and leases including land, brokerage fees and commissions.....	43	1201	12/08	145.249	145.368	145.406	146.153	147.065
Nonresidential property sales and leases including land, brokerage fees and commissions.....	43	120101	12/08	145.249	145.368	145.406	146.153	147.065
Nonresidential property management fees.....	43	13	12/08	94.209	94.894	98.995	99.087	99.503
Nonresidential property management fees.....	43	1301	12/08	94.209	94.894	98.995	99.087	99.503
Nonresidential property management fees.....	43	130101	12/08	94.209	94.894	98.995	99.087	99.503
Residential real estate services (partial).....	43	2	06/09	172.968	173.013	172.522	172.186	171.377
Residential property sales and rental, brokerage fees and commissions.....	43	21	12/08	192.900	193.065	192.256	191.420	190.859
Residential property sales and rental, brokerage fees and commissions.....	43	2101	12/08	192.900	193.065	192.256	191.420	190.859
Residential property sales and rental, brokerage fees and commissions.....	43	210101	12/08	192.900	193.065	192.256	191.420	190.859
Residential property management fees.....	43	22	12/08	127.064	126.850	127.051	127.792	126.468
Residential property management fees.....	43	2201	12/08	127.064	126.850	127.051	127.792	126.468
Residential property management fees.....	43	220101	12/08	127.064	126.850	127.051	127.792	126.468
Real estate appraisal fees.....	43	3	12/08	124.455	123.995	124.682	123.048	123.048
Real estate appraisal fees.....	43	31	12/08	124.455	123.995	124.682	123.048	123.048
Real estate appraisal fees.....	43	3101	12/08	124.455	123.995	124.682	123.048	123.048
Real estate appraisal fees.....	43	310101	12/08	124.455	123.995	124.682	123.048	123.048
Rental and leasing of goods (partial).....	44	—	06/09	114.080	110.030	112.509	109.327	107.463
Passenger car rental.....	44	1	03/09	118.674	109.849	115.288	108.079	104.171
Passenger car rental.....	44	11	03/09	118.674	109.849	115.288	108.079	104.171
Passenger car rental.....	44	1101	03/09	118.674	109.849	115.288	108.079	104.171
Passenger car rental.....	44	110101	03/09	118.674	109.849	115.288	108.079	104.171

See footnotes at end of table.

Table 9. Producer price indexes for commodity and service groupings and individual items, not seasonally adjusted — Continued

[December 2022, Index base 1982=100, unless otherwise indicated]

Title	Commodity code		Other index base	Unadjusted index ¹				
	Group code	Item code		Aug. 2022	Sept. 2022 ^P	Oct. 2022 ^P	Nov. 2022 ^P	Dec. 2022 ^P
Truck, trailer, and RV rental and leasing.....	44	2	06/09	125.008	124.513	124.731	124.815	123.863
Truck, trailer, and RV rental and leasing.....	44	21	06/09	117.444	116.978	117.183	117.262	116.367
Truck, truck trailer and RV rental.....	44	2101	12/08	129.647	128.128	128.701	128.625	126.091
Truck, truck trailer and RV rental.....	44	210101	12/08	129.647	128.128	128.701	128.625	126.091
Truck, truck trailer and RV leasing.....	44	2102	12/08	117.852	118.107	118.065	118.261	118.472
Truck, truck trailer and RV leasing.....	44	210201	12/08	117.852	118.107	118.065	118.261	118.472
Construction, mining, and forestry machinery and equipment rental and leasing.....	44	3	03/09	102.540	102.540	102.547	102.604	102.870
Construction, mining, and forestry machinery and equipment rental and leasing.....	44	31	03/09	102.540	102.540	102.547	102.604	102.870
Construction, mining, and forestry machinery and equipment rental and leasing.....	44	3101	03/09	102.540	102.540	102.547	102.604	102.870
Construction, mining, and forestry machinery and equipment rental and leasing.....	44	310101	03/09	102.540	102.540	102.547	102.604	102.870
Professional services (partial).....	45	—	06/09	133.066	133.276	133.194	133.244	133.343
Legal services.....	45	1	03/09	154.209	154.767	155.096	155.012	154.810
Legal services.....	45	11	03/09	154.209	154.767	155.096	155.012	154.810
Legal services.....	45	1101	03/09	154.209	154.767	155.096	155.012	154.810
Legal services.....	45	110101	03/09	154.209	154.767	155.096	155.012	154.810
Accounting services (partial).....	45	2	06/09	119.606	120.452	120.907	120.124	120.129
Accounting services, excluding payroll.....	45	21	06/09	119.606	120.452	120.907	120.124	120.129
Financial auditing.....	45	2101	12/08	107.647	109.396	109.167	109.771	109.724
Financial auditing.....	45	210101	12/08	107.647	109.396	109.167	109.771	109.724
Tax preparation and planning.....	45	2102	04/09	121.500	122.481	122.622	123.344	123.418
Tax preparation and planning.....	45	210201	04/09	121.500	122.481	122.622	123.344	123.418
Bookkeeping and compilation.....	45	2103	12/08	136.286	135.362	135.149	135.413	135.288
Bookkeeping and compilation.....	45	210301	12/08	136.286	135.362	135.149	135.413	135.288
Other accounting services, including billing and review.....	45	2104	12/08	117.098	117.371	119.180	114.502	114.503
Other accounting services, including billing and review.....	45	210401	12/08	117.098	117.371	119.180	114.502	114.503
Architectural and engineering services.....	45	3	06/09	128.430	128.459	128.704	129.224	129.111
Architectural services.....	45	31	03/09	111.375	111.380	111.624	111.870	111.805
Architectural services.....	45	3101	03/09	111.375	111.380	111.624	111.870	111.805
Architectural services.....	45	310101	03/09	111.375	111.380	111.624	111.870	111.805
Engineering services.....	45	32	03/09	131.531	131.564	131.810	132.374	132.252
Engineering services.....	45	3201	03/09	131.531	131.564	131.810	132.374	132.252
Engineering services.....	45	320101	03/09	131.531	131.564	131.810	132.374	132.252
Management, scientific, and technical consulting services.....	45	4	06/09	114.508	114.146	113.215	113.387	114.249
Management consulting services.....	45	41	06/09	114.508	114.146	113.215	113.387	114.249
Administrative and general management consulting services.....	45	4101	12/08	136.069	135.573	134.384	134.444	135.531
Administrative and general management consulting services.....	45	410101	12/08	136.069	135.573	134.384	134.444	135.531
Human resources consulting services.....	45	4102	12/08	103.630	102.839	102.774	103.735	104.579
Human resources consulting services.....	45	410201	12/08	103.630	102.839	102.774	103.735	104.579
Marketing consulting services.....	45	4103	12/08	64.692	64.692	64.692	64.692	64.692
Marketing consulting services.....	45	410301	12/08	64.692	64.692	64.692	64.692	64.692
Process, physical distribution, and logistics consulting services.....	45	4104	12/08	108.634	108.507	106.246	106.908	108.709
Process, physical distribution, and logistics consulting services.....	45	410401	12/08	108.634	108.507	106.246	106.908	108.709
Other management consulting services.....	45	4105	12/08	89.948	90.222	89.490	89.742	89.157
Other management consulting services.....	45	410501	12/08	89.948	90.222	89.490	89.742	89.157
Advertising and related services (partial).....	45	5	12/08	117.005	117.023	117.036	117.095	117.095
Advertising agency services.....	45	51	12/08	117.005	117.023	117.036	117.095	117.095
Advertising agency services.....	45	5101	12/08	117.005	117.023	117.036	117.095	117.095
Advertising agency services.....	45	510101	12/08	117.005	117.023	117.036	117.095	117.095
Information technology (IT) technical support and consulting services (partial).....	45	6	12/08	117.348	117.493	113.355	113.032	112.959
Information technology (IT) technical support and consulting services (partial).....	45	61	12/08	117.348	117.493	113.355	113.032	112.959
Information technology (IT) technical support and consulting services (partial).....	45	6101	12/08	117.348	117.493	113.355	113.032	112.959
Information technology (IT) technical support and consulting services (partial).....	45	610101	12/08	117.348	117.493	113.355	113.032	112.959
Employment services.....	46	—	06/09	128.567	128.759	128.735	128.782	128.735
Permanent placement services.....	46	1	03/09	126.976	129.823	130.747	129.894	130.487
Permanent placement services.....	46	11	03/09	126.976	129.823	130.747	129.894	130.487
Employment placement services.....	46	1101	03/09	126.976	129.823	130.747	129.894	130.487

See footnotes at end of table.

Table 9. Producer price indexes for commodity and service groupings and individual items, not seasonally adjusted — Continued
 [December 2022, Index base 1982=100, unless otherwise indicated]

Title	Commodity code		Other index base	Unadjusted index ¹				
	Group code	Item code		Aug. 2022	Sept. 2022 ^P	Oct. 2022 ^P	Nov. 2022 ^P	Dec. 2022 ^P
Employment placement services.....	46	110101	03/09	126.976	129.823	130.747	129.894	130.487
Executive search services.....	46	2	12/08	100.155	99.076	103.690	101.154	100.755
Executive search services.....	46	21	12/08	100.155	99.076	103.690	101.154	100.755
Executive search services.....	46	2101	12/08	100.155	99.076	103.690	101.154	100.755
Executive search services.....	46	210101	12/08	100.155	99.076	103.690	101.154	100.755
Staffing services.....	46	3	06/09	129.291	129.358	129.154	129.323	129.248
Temporary help services.....	46	31	03/09	139.027	139.157	138.761	138.926	138.739
Temporary help services.....	46	3101	03/09	139.027	139.157	138.761	138.926	138.739
Temporary help services.....	46	310101	03/09	139.027	139.157	138.761	138.926	138.739
Co-employment staffing services.....	46	32	12/08	119.672	119.672	119.672	119.846	119.889
Co-employment staffing services.....	46	3201	12/08	119.672	119.672	119.672	119.846	119.889
Co-employment staffing services.....	46	320101	12/08	119.672	119.672	119.672	119.846	119.889
Travel arrangement services (partial).....	47	—	06/09	103.459	102.282	102.734	103.087	103.996
Arrangement of flights (partial).....	47	1	06/09	102.513	102.144	101.016	101.435	100.413
Arrangement of international flights.....	47	11	12/08	111.406	110.751	108.465	109.125	107.928
Arrangement of international flights.....	47	1101	12/08	111.406	110.751	108.465	109.125	107.928
Arrangement of international flights.....	47	110101	12/08	111.406	110.751	108.465	109.125	107.928
Arrangement of domestic flights.....	47	12	12/08	82.455	82.512	83.081	83.134	82.431
Arrangement of domestic flights (partial).....	47	1201	12/08	82.455	82.512	83.081	83.134	82.431
Arrangement of domestic flights.....	47	120101	12/08	82.455	82.512	83.081	83.134	82.431
Arrangement of vehicle rentals and lodging.....	47	2	12/08	95.466	95.251	94.921	95.617	96.231
Arrangement of vehicle rentals and lodging.....	47	21	12/08	95.466	95.251	94.921	95.617	96.231
Arrangement of vehicle rentals and lodging (partial).....	47	2101	12/08	95.466	95.251	94.921	95.617	96.231
Arrangement of vehicle rentals and lodging.....	47	210101	12/08	95.466	95.251	94.921	95.617	96.231
Arrangement of cruises and tours.....	47	3	12/08	103.793	98.328	102.994	103.586	110.439
Arrangement of cruises and tours.....	47	31	12/08	103.793	98.328	102.994	103.586	110.439
Arrangement of cruises and tours.....	47	3101	12/08	103.793	98.328	102.994	103.586	110.439
Arrangement of cruises and tours.....	47	310101	12/08	103.793	98.328	102.994	103.586	110.439
Other travel arrangements (partial).....	47	4	12/08	116.956	116.956	116.956	116.956	116.540
Other travel arrangements (partial).....	47	41	12/08	116.956	116.956	116.956	116.956	116.540
Other travel arrangements (partial).....	47	4101	12/08	116.956	116.956	116.956	116.956	116.540
Other travel arrangements (partial).....	47	410101	12/08	116.956	116.956	116.956	116.956	116.540
Selected security services (partial).....	48	—	03/09	135.926	139.386	139.767	139.699	139.631
Security guard services.....	48	1	03/09	135.926	139.386	139.767	139.699	139.631
Security guard services.....	48	11	03/09	135.926	139.386	139.767	139.699	139.631
Security guard services.....	48	1101	03/09	135.926	139.386	139.767	139.699	139.631
Security guard services.....	48	110101	03/09	135.926	139.386	139.767	139.699	139.631
Cleaning and building maintenance services (partial).....	49	—	03/09	123.764	123.749	123.636	123.934	124.195
Janitorial services.....	49	1	03/09	123.764	123.749	123.636	123.934	124.195
Janitorial services.....	49	11	03/09	123.764	123.749	123.636	123.934	124.195
Janitorial services.....	49	1101	03/09	123.764	123.749	123.636	123.934	124.195
Janitorial services.....	49	110101	03/09	123.764	123.749	123.636	123.934	124.195
Waste collection and remediation services (partial).....	50	—	12/08	153.601	154.574	156.449	156.665	157.022
Waste collection.....	50	1	12/08	153.601	154.574	156.449	156.665	157.022
Solid waste collection.....	50	11	12/08	153.601	154.574	156.449	156.665	157.022
Solid waste collection.....	50	1101	12/08	153.601	154.574	156.449	156.665	157.022
Solid waste collection.....	50	110101	12/08	153.601	154.574	156.449	156.665	157.022
Health care services.....	51	—	06/09	132.236	132.301	132.821	132.933	133.041
Outpatient care (partial).....	51	1	06/09	126.044	126.099	125.864	126.068	126.096
Outpatient care (partial).....	51	11	06/09	126.044	126.099	125.864	126.068	126.096
Physician care.....	51	1101	03/09	115.882	116.000	116.428	116.510	116.754
Medicare patients: physician care.....	51	110102	06/14	109.161	109.161	109.220	109.220	109.220
Medicaid patients: physician care.....	51	110103	06/14	87.866	87.866	87.736	87.737	87.737
Private insurance patients: physician care.....	51	110104	06/14	109.166	109.346	109.769	109.773	110.197
All other patients: physician care.....	51	110105	06/14	114.134	114.239	115.509	116.072	116.072
Medical laboratory and diagnostic imaging center care.....	51	1102	03/09	94.768	94.768	94.744	94.412	94.479
Medical laboratory care.....	51	110201	03/09	91.071	91.071	91.034	90.521	90.624
Medicare patients: medical laboratory care.....	51	1102011	06/14	77.416	77.416	77.416	77.416	77.416
Medicaid patients: medical laboratory care.....	51	1102012	06/14	95.885	95.885	95.946	95.946	95.946

See footnotes at end of table.

Table 9. Producer price indexes for commodity and service groupings and individual items, not seasonally adjusted — Continued

[December 2022, Index base 1982=100, unless otherwise indicated]

Title	Commodity code		Other index base	Unadjusted index ¹				
	Group code	Item code		Aug. 2022	Sept. 2022 ^P	Oct. 2022 ^P	Nov. 2022 ^P	Dec. 2022 ^P
Private insurance patients: medical laboratory care.....	51	1102013	06/14	98.868	98.868	98.790	97.833	97.833
All other patients: medical laboratory care.....	51	1102014	06/14	102.144	102.144	102.144	102.144	102.787
Diagnostic imaging center care.....	51	110202	03/09	100.424	100.424	100.424	100.424	100.424
Medicare and Medicaid patients: diagnostic imaging center care.....	51	1102021	06/14	91.573	91.573	91.573	91.573	91.573
Private insurance and all other patients: diagnostic imaging center care.....	51	1102024	06/14	102.690	102.690	102.690	102.690	102.690
Home health and hospice care.....	51	1103	12/08	119.632	119.638	121.185	121.185	121.204
Home health and hospice care.....	51	110301	12/08	119.632	119.638	121.185	121.185	121.204
Medicare and Medicaid patients: home health and hospice care.....	51	11030101	12/08	115.409	115.416	116.904	116.904	116.927
Medicare patients: home health and hospice care.....	51	110301011	12/08	110.676	110.676	112.109	112.109	112.109
Medicaid patients: home health and hospice care.....	51	110301012	12/08	120.449	120.464	122.008	122.008	122.057
Private insurance and all other patients: home health and hospice care.....	51	11030102	12/08	134.740	134.740	136.507	136.507	136.507
Private insurance patients: home health and hospice care.....	51	110301021	06/14	105.874	105.874	105.874	105.874	105.874
All other patients: home health and hospice care.....	51	110301022	06/14	138.262	138.262	140.958	140.958	140.958
Hospital outpatient care.....	51	1104	12/08	145.877	145.629	144.213	144.746	144.529
Hospital outpatient care.....	51	110401	12/08	145.877	145.629	144.213	144.746	144.529
Hospital outpatient care, general medical & surgical hospitals.....	51	1104011	12/08	144.978	144.719	143.242	143.798	143.572
Medicare patients: hospital outpatient care, general medical and surgical hospitals.....	51	11040111	06/14	112.779	112.779	112.776	112.783	112.946
Medicaid patients: hospital outpatient care, general medical and surgical hospitals.....	51	11040112	06/14	98.704	98.704	97.398	97.398	97.398
Private insurance and all other patients: outpatient care, gen. medical and surgical hospitals.....	51	11040113	06/14	129.572	129.283	127.727	128.343	128.056
Dental care.....	51	1105	06/10	127.318	128.154	127.973	127.973	127.973
Private insurance patients: dental care.....	51	110502	06/14	116.704	117.517	117.224	117.224	117.224
Private insurance patients: dental visits and consultations.....	51	1105021	06/14	129.430	130.329	129.560	129.560	129.560
Private insurance patients: dental surgical intervention services.....	51	1105022	06/14	113.720	113.720	113.470	113.470	113.470
Private insurance patients: dental non-surgical intervention services.....	51	1105023	06/14	109.450	110.461	110.461	110.461	110.461
Medicare, Medicaid and all other patients: dental care.....	51	110503	06/14	121.497	122.232	122.232	122.232	122.232
Medicare, Medicaid and all other patients: dental visits and consultations.....	51	1105031	06/14	130.921	130.921	130.921	130.921	130.921
Medicare, Medicaid and all other patients: dental surgical intervention services.....	51	1105032	06/14	110.461	110.405	110.405	110.405	110.405
Medicare and Medicaid and all other patients: dental non-surgical intervention services.....	51	1105033	06/14	118.795	120.256	120.256	120.256	120.256
Inpatient care.....	51	2	06/09	141.682	141.761	143.596	143.531	143.776
Inpatient care.....	51	21	06/09	141.682	141.761	143.596	143.531	143.776
Hospital inpatient care.....	51	2101	12/08	143.419	143.462	145.562	145.416	145.681
Hospital inpatient care.....	51	210101	12/08	143.419	143.462	145.562	145.416	145.681
Hospital inpatient care, general medical and surgical hospitals.....	51	2101011	12/08	144.760	144.862	147.158	146.972	147.256
Medicare patients: hospital inpatient care, general medical and surgical hospitals.....	51	21010111	06/14	114.796	114.796	120.002	120.002	120.002
Medicaid patients: hospital inpatient care, general medical and surgical hospitals.....	51	21010112	06/14	113.094	113.094	113.116	113.116	113.116
Private insur. & all other patients: hospital inpatient, general medical and surgical hospitals.....	51	21010113	06/14	133.140	133.312	133.284	132.969	133.451
Private insurance patients: hospital inpatient care, general medical and surgical hospitals.....	51	210101131	06/14	133.309	133.513	133.480	133.143	133.712
All other patients: hospital inpatient care, general medical and surgical hospitals.....	51	210101132	06/14	132.509	132.509	132.509	132.312	132.312
Hospital inpatient care, psychiatric & substance abuse hospitals.....	51	2101012	12/08	128.852	128.822	128.736	129.147	129.219
Hospital inpatient care, specialty hospitals.....	51	2101013	12/08	126.167	125.039	124.939	125.131	125.172
Medicare patients: hospital inpatient care, specialty hospitals.....	51	21010131	06/14	114.776	112.341	111.803	112.004	112.101
Medicaid patients: hospital inpatient care, specialty hospitals.....	51	21010132	06/14	113.713	114.847	115.430	116.096	116.096
Private insurance and all other patients: hospital inpatient care, specialty hospitals.....	51	21010133	06/14	108.692	108.256	108.341	108.371	108.371
Nursing home care.....	51	2102	12/08	139.660	139.933	141.092	141.336	141.548
Nursing home care.....	51	210201	12/08	139.660	139.933	141.092	141.336	141.548
Medicare and Medicaid patients: Nursing home care.....	51	21020101	12/08	136.119	136.546	137.864	138.094	137.958
Medicaid patients: Nursing home care.....	51	210201011	06/12	137.963	138.657	138.636	138.991	138.770
Medicare patients: Nursing home care.....	51	210201012	06/12	116.205	116.205	119.230	119.255	119.255
Private insurance and all other patients: Nursing home care.....	51	21020102	12/08	144.975	145.050	146.010	146.271	146.935
Private insurance patients: Nursing home care.....	51	210201021	06/14	106.720	106.720	106.720	106.720	106.720
All other patients: Nursing home care.....	51	210201022	06/14	129.104	129.183	130.190	130.464	131.161
Intellectual and developmental disability center care.....	51	2103	12/08	176.338	176.203	176.498	176.548	176.634
Intellectual and developmental disability center care.....	51	210301	12/08	176.338	176.203	176.498	176.548	176.634
Medicaid patients: Intellectual and developmental disability center care.....	51	21030101	06/14	140.800	140.669	140.956	141.004	141.088
Medicare, private ins. & all other patients: Intellectual & develop. disability center care.....	51	21030102	06/14	126.098	126.098	126.098	126.098	126.098
Sales of blood and blood products, organs, and tissues.....	51	3	03/09	113.162	113.293	113.307	114.308	114.365

See footnotes at end of table.

Table 9. Producer price indexes for commodity and service groupings and individual items, not seasonally adjusted — Continued

[December 2022, Index base 1982=100, unless otherwise indicated]

Title	Commodity code		Other index base	Unadjusted index ¹				
	Group code	Item code		Aug. 2022	Sept. 2022 ^P	Oct. 2022 ^P	Nov. 2022 ^P	Dec. 2022 ^P
Sales of blood and blood products, organs, and tissues.	51	31	03/09	113.162	113.293	113.307	114.308	114.365
Sales of blood and blood products, organs, and tissues.	51	3101	03/09	113.162	113.293	113.307	114.308	114.365
Sales of blood and blood products, organs, and tissues.	51	310101	03/09	113.162	113.293	113.307	114.308	114.365
Accommodation services.	53	—	06/09	139.332	136.807	141.374	137.525	131.815
Traveler accommodation services.	53	1	06/09	139.332	136.807	141.374	137.525	131.815
Traveler accommodation services.	53	11	06/09	139.332	136.807	141.374	137.525	131.815
Guestroom or unit rental.	53	1101	03/09	144.208	141.319	146.385	142.060	135.636
Guestroom or unit rental.	53	110101	03/09	144.208	141.319	146.385	142.060	135.636
Other traveler accommodation services.	53	1102	03/09	137.074	137.613	138.393	138.340	138.347
Other traveler accommodation services.	53	110201	03/09	137.074	137.613	138.393	138.340	138.347
Food and beverage for immediate consumption services (partial).	54	—	06/09	128.287	127.060	126.595	127.170	126.182
Food and beverage for immediate consumption services (partial).	54	1	06/09	128.287	127.060	126.595	127.170	126.182
Food and nonalcoholic beverages for immediate consumption (partial).	54	11	04/09	123.027	121.608	121.071	121.731	120.590
Food and nonalcoholic beverages for immediate consumption (partial).	54	1101	04/09	123.027	121.608	121.071	121.731	120.590
Food and nonalcoholic beverages for immediate consumption (partial).	54	110101	04/09	123.027	121.608	121.071	121.731	120.590
Alcoholic beverages for immediate consumption (partial).	54	12	12/08	161.531	161.545	161.541	161.564	161.564
Alcoholic beverages for immediate consumption (partial).	54	1201	12/08	161.531	161.545	161.541	161.564	161.564
Alcoholic beverages for immediate consumption (partial).	54	120101	12/08	161.531	161.545	161.541	161.564	161.564
Repair and maintenance services (partial).	55	—	06/09	145.176	145.826	146.506	146.872	147.082
Commercial and industrial machinery and equipment repair and maintenance.	55	1	03/09	147.015	148.378	150.134	150.317	150.317
Commercial and industrial machinery and equipment repair and maintenance.	55	11	03/09	147.015	148.378	150.134	150.317	150.317
Commercial machinery repair and maintenance.	55	1101	03/09	147.015	148.378	150.134	150.317	150.317
Commercial machinery repair and maintenance.	55	110101	03/09	147.015	148.378	150.134	150.317	150.317
Motor vehicle repair and maintenance (partial).	55	2	12/08	152.200	152.803	153.413	154.020	153.979
Motor vehicle repair and maintenance (partial).	55	21	12/08	152.200	152.803	153.413	154.020	153.979
Motor vehicle repair and maintenance (partial).	55	2101	12/08	152.200	152.803	153.413	154.020	153.979
Motor vehicle repair and maintenance (partial).	55	210101	12/08	152.200	152.803	153.413	154.020	153.979
Ship repair and maintenance.	55	3	06/09	123.084	124.051	124.051	124.072	125.462
Ship repair and maintenance.	55	31	06/09	123.084	124.051	124.051	124.072	125.462
Ship repair, military.	55	3101	12/08	114.988	114.988	114.988	114.988	115.424
Ship repair, military.	55	310101	12/08	114.988	114.988	114.988	114.988	115.424
Ship repair, nonmilitary.	55	3102	12/08	144.311	148.168	148.168	148.252	152.480
Ship repair, nonmilitary.	55	310201	12/08	144.311	148.168	148.168	148.252	152.480
Aircraft repair and maintenance.	55	4	04/09	136.786	136.789	136.789	136.889	137.556
Aircraft repair and maintenance.	55	41	04/09	136.786	136.789	136.789	136.889	137.556
Aircraft repair and maintenance.	55	4101	04/09	136.786	136.789	136.789	136.889	137.556
Aircraft repair and maintenance.	55	410101	04/09	136.786	136.789	136.789	136.889	137.556
Entertainment services (partial).	56	—	06/09	120.404	123.472	124.009	122.803	123.859
Membership dues and admissions and recreation facility use fees (partial).	56	1	06/09	132.302	132.797	134.114	136.421	138.009
Membership dues and admissions and recreation facility use fees (partial).	56	11	06/09	132.302	132.797	134.114	136.421	138.009
Membership dues.	56	1101	04/09	121.459	121.459	122.004	122.058	122.058
Membership dues, golf courses and country clubs.	56	110101	04/09	149.509	149.509	149.377	149.523	149.523
Membership dues, fitness and recreational sports centers.	56	110102	04/09	104.718	104.718	105.645	105.645	105.645
Admissions and recreational facilities use fees (partial).	56	1102	12/08	149.192	150.757	153.719	160.905	165.934
Admissions and recreational facilities use fees, golf courses and country clubs.	56	110201	12/08	115.686	114.172	114.354	125.746	131.482
Admissions and recreational facilities use fees, fitness and recreational sports centers.	56	110202	12/08	142.832	142.832	144.351	144.351	144.351
Admissions and recreational facilities use fees, amusement and theme parks.	56	110203	12/08	179.687	183.936	189.351	194.047	199.137
Recreational activity instruction fees (partial).	56	2	12/08	123.016	123.016	123.016	123.016	123.016
Recreational activity instruction fees (partial).	56	21	12/08	123.016	123.016	123.016	123.016	123.016
Recreational activity instruction fees (partial).	56	2101	12/08	123.016	123.016	123.016	123.016	123.016
Recreational activity instruction fees (partial).	56	210101	12/08	123.016	123.016	123.016	123.016	123.016
Gaming receipts (partial).	56	3	12/08	109.133	115.022	114.749	109.786	110.310
Gaming receipts (partial).	56	31	12/08	109.133	115.022	114.749	109.786	110.310
Gaming receipts (partial).	56	3101	12/08	109.133	115.022	114.749	109.786	110.310
Gaming receipts (partial).	56	310101	12/08	109.133	115.022	114.749	109.786	110.310
Wholesale trade services.	57	—	06/09	155.530	156.187	155.945	158.045	157.572

See footnotes at end of table.

Table 9. Producer price indexes for commodity and service groupings and individual items, not seasonally adjusted — Continued
 [December 2022, Index base 1982=100, unless otherwise indicated]

Title	Commodity code		Other index base	Unadjusted index ¹				
	Group code	Item code		Aug. 2022	Sept. 2022 ^P	Oct. 2022 ^P	Nov. 2022 ^P	Dec. 2022 ^P
Machinery and equipment and parts and supplies wholesaling.....	57	1	06/09	159.763	161.807	161.288	164.631	164.578
Machinery and equipment and parts and supplies wholesaling.....	57	11	06/09	159.763	161.807	161.288	164.631	164.578
Parts and supplies for machinery and equipment wholesaling.....	57	1102	03/09	175.736	178.169	178.274	182.039	183.107
Parts and supplies for machinery and equipment wholesaling.....	57	110201	03/09	175.736	178.169	178.274	182.039	183.107
Machinery and vehicle wholesaling.....	57	1103	05/19	121.742	123.829	123.318	125.634	123.889
Machinery and vehicle wholesaling.....	57	110301	05/19	121.742	123.829	123.318	125.634	123.889
Professional and commercial equipment wholesaling.....	57	1104	05/19	95.668	95.146	93.677	96.083	97.980
Professional and commercial equipment wholesaling.....	57	110401	05/19	95.668	95.146	93.677	96.083	97.980
Furnishings wholesaling.....	57	2	03/09	140.709	141.770	143.985	141.883	141.833
Furnishings wholesaling.....	57	21	03/09	140.709	141.770	143.985	141.883	141.833
Furnishings wholesaling.....	57	2101	03/09	140.709	141.770	143.985	141.883	141.833
Furnishings wholesaling.....	57	210101	03/09	140.709	141.770	143.985	141.883	141.833
Building materials, paint, and hardware wholesaling.....	57	3	03/09	144.558	141.945	142.873	142.457	141.541
Building materials, paint, and hardware wholesaling.....	57	31	03/09	144.558	141.945	142.873	142.457	141.541
Building materials, paint, and hardware wholesaling.....	57	3101	03/09	144.558	141.945	142.873	142.457	141.541
Building materials, paint, and hardware wholesaling.....	57	310101	03/09	144.558	141.945	142.873	142.457	141.541
Metals, minerals, and ores wholesaling.....	57	4	03/09	261.525	254.474	252.319	256.554	254.922
Metals, minerals, and ores wholesaling.....	57	41	03/09	261.525	254.474	252.319	256.554	254.922
Metals, minerals, and ores wholesaling.....	57	4101	03/09	261.525	254.474	252.319	256.554	254.922
Metals, minerals, and ores wholesaling.....	57	410101	03/09	261.525	254.474	252.319	256.554	254.922
Chemicals and allied products wholesaling.....	57	5	03/09	132.885	131.116	129.841	133.070	131.926
Chemicals and allied products wholesaling.....	57	51	03/09	132.885	131.116	129.841	133.070	131.926
Chemicals and allied products wholesaling.....	57	5101	03/09	132.885	131.116	129.841	133.070	131.926
Chemicals and allied products wholesaling.....	57	510101	03/09	132.885	131.116	129.841	133.070	131.926
Paper and plastics products wholesaling.....	57	6	03/09	198.612	206.428	205.547	206.238	211.597
Paper and plastics products wholesaling.....	57	61	03/09	198.612	206.428	205.547	206.238	211.597
Paper and plastics products wholesaling.....	57	6101	03/09	198.612	206.428	205.547	206.238	211.597
Paper and plastics products wholesaling.....	57	610101	03/09	198.612	206.428	205.547	206.238	211.597
Apparel wholesaling.....	57	7	03/09	121.173	124.728	131.101	129.116	121.387
Apparel wholesaling.....	57	71	03/09	121.173	124.728	131.101	129.116	121.387
Apparel wholesaling.....	57	7101	03/09	121.173	124.728	131.101	129.116	121.387
Apparel wholesaling.....	57	710101	03/09	121.173	124.728	131.101	129.116	121.387
Food and alcohol wholesaling.....	57	8	06/09	137.501	136.047	138.677	138.156	139.125
Food and alcohol wholesaling.....	57	81	06/09	137.501	136.047	138.677	138.156	139.125
Food wholesaling.....	57	8101	03/09	134.963	132.813	135.467	134.577	136.018
Food wholesaling.....	57	810101	03/09	134.963	132.813	135.467	134.577	136.018
Alcohol wholesaling.....	57	8102	02/09	148.970	150.688	153.206	154.374	153.182
Alcohol wholesaling.....	57	810201	02/09	148.970	150.688	153.206	154.374	153.182
Other commodities wholesaling.....	57	9	03/09	155.775	156.609	153.856	156.094	154.687
Other commodities wholesaling.....	57	91	03/09	155.775	156.609	153.856	156.094	154.687
Other commodities wholesaling.....	57	9101	03/09	155.775	156.609	153.856	156.094	154.687
Other commodities wholesaling.....	57	910101	03/09	155.775	156.609	153.856	156.094	154.687
Retail trade services.....	58	—	06/09	155.795	154.728	156.763	154.103	154.341
Food and alcohol retailing.....	58	1	03/09	165.589	168.988	174.227	171.285	169.878
Food and alcohol retailing.....	58	11	03/09	165.589	168.988	174.227	171.285	169.878
Food retailing.....	58	1102	09/15	132.982	135.841	139.627	137.223	135.944
Food retailing.....	58	110201	09/15	132.982	135.841	139.627	137.223	135.944
Alcohol retailing.....	58	1103	09/15	118.639	120.108	127.014	125.215	125.321
Alcohol retailing.....	58	110301	09/15	118.639	120.108	127.014	125.215	125.321
Health and beauty care retailing, including optical goods.....	58	2	03/09	140.273	134.879	138.121	133.406	133.745
Health and beauty care retailing, including optical goods.....	58	21	03/09	140.273	134.879	138.121	133.406	133.745
Health and beauty care retailing, including optical goods.....	58	2101	03/09	140.273	134.879	138.121	133.406	133.745
Health and beauty care retailing, including optical goods.....	58	210101	03/09	140.273	134.879	138.121	133.406	133.745
Apparel, jewelry, footwear, and accessories retailing.....	58	3	06/09	119.437	125.881	133.506	127.777	121.980
Apparel, jewelry, footwear, and accessories retailing.....	58	31	06/09	119.437	125.881	133.506	127.777	121.980
Apparel, footwear, and accessories retailing.....	58	3101	03/09	114.522	123.163	131.302	124.372	117.311
Apparel, footwear, and accessories retailing.....	58	310101	03/09	114.522	123.163	131.302	124.372	117.311
Jewelry retailing.....	58	3102	03/09	133.549	126.882	130.745	132.435	134.417
Jewelry retailing.....	58	310201	03/09	133.549	126.882	130.745	132.435	134.417
Computer hardware, software, and supplies retailing.....	58	4	03/09	97.349	97.656	98.474	92.360	92.426

See footnotes at end of table.

Table 9. Producer price indexes for commodity and service groupings and individual items, not seasonally adjusted — Continued
 [December 2022, Index base 1982=100, unless otherwise indicated]

Title	Commodity code		Other index base	Unadjusted index ¹				
	Group code	Item code		Aug. 2022	Sept. 2022 ^P	Oct. 2022 ^P	Nov. 2022 ^P	Dec. 2022 ^P
Computer hardware, software, and supplies retailing.....	58	41	03/09	97.349	97.656	98.474	92.360	92.426
Computer hardware, software, and supplies retailing.....	58	4101	03/09	97.349	97.656	98.474	92.360	92.426
Computer hardware, software, and supplies retailing.....	58	410101	03/09	97.349	97.656	98.474	92.360	92.426
TV, video, and photographic equipment and supplies retailing.....	58	5	03/09	61.944	54.773	59.590	44.981	43.314
TV, video, and photographic equipment and supplies retailing.....	58	51	03/09	61.944	54.773	59.590	44.981	43.314
TV, video, and photographic equipment and supplies retailing.....	58	5101	03/09	61.944	54.773	59.590	44.981	43.314
TV, video, and photographic equipment and supplies retailing.....	58	510101	03/09	61.944	54.773	59.590	44.981	43.314
Automobiles and automobile parts retailing.....	58	6	06/09	209.762	208.866	202.019	201.847	195.490
Automobiles and automobile parts retailing.....	58	61	06/09	209.762	208.866	202.019	201.847	195.490
Automobile retailing (Partial).....	58	6101	03/09	247.256	244.255	232.002	229.170	217.440
Automobile retailing (Partial).....	58	610101	03/09	247.256	244.255	232.002	229.170	217.440
Automotive parts, including tires, retailing.....	58	6102	03/09	149.221	151.137	151.749	155.077	156.111
Automotive parts, including tires, retailing.....	58	610201	03/09	149.221	151.137	151.749	155.077	156.111
RVs, trailers, and campers retailing.....	58	8	03/09	173.236	157.953	147.993	121.274	120.165
RVs, trailers, and campers retailing.....	58	81	03/09	173.236	157.953	147.993	121.274	120.165
RVs, trailers, and campers retailing.....	58	8101	03/09	173.236	157.953	147.993	121.274	120.165
RVs, trailers, and campers retailing.....	58	810101	03/09	173.236	157.953	147.993	121.274	120.165
Sporting goods, including boats, retailing.....	58	9	03/09	128.504	125.266	131.130	120.471	118.684
Sporting goods, including boats, retailing.....	58	91	03/09	128.504	125.266	131.130	120.471	118.684
Sporting goods, including boats, retailing.....	58	9101	03/09	128.504	125.266	131.130	120.471	118.684
Sporting goods, including boats, retailing.....	58	910101	03/09	128.504	125.266	131.130	120.471	118.684
Lawn, garden, and farm equipment and supplies retailing.....	58	A	03/09	164.231	165.311	159.148	160.046	152.764
Lawn, garden, and farm equipment and supplies retailing.....	58	A1	03/09	164.231	165.311	159.148	160.046	152.764
Lawn, garden, and farm equipment and supplies retailing.....	58	A101	03/09	164.231	165.311	159.148	160.046	152.764
Lawn, garden, and farm equipment and supplies retailing.....	58	A10101	03/09	164.231	165.311	159.148	160.046	152.764
Furniture retailing.....	58	B	03/09	140.297	140.295	135.234	133.568	133.396
Furniture retailing.....	58	B1	03/09	140.297	140.295	135.234	133.568	133.396
Furniture retailing.....	58	B101	03/09	140.297	140.295	135.234	133.568	133.396
Furniture retailing.....	58	B10101	03/09	140.297	140.295	135.234	133.568	133.396
Flooring and floor coverings retailing.....	58	C	03/09	134.753	129.804	134.323	134.833	135.280
Flooring and floor coverings retailing.....	58	C1	03/09	134.753	129.804	134.323	134.833	135.280
Flooring and floor coverings retailing.....	58	C101	03/09	134.753	129.804	134.323	134.833	135.280
Flooring and floor coverings retailing.....	58	C10101	03/09	134.753	129.804	134.323	134.833	135.280
Hardware and building materials and supplies retailing.....	58	D	03/09	171.038	164.633	167.270	169.181	169.362
Hardware and building materials and supplies retailing.....	58	D1	03/09	171.038	164.633	167.270	169.181	169.362
Hardware and building materials and supplies retailing.....	58	D101	03/09	171.038	164.633	167.270	169.181	169.362
Hardware and building materials and supplies retailing.....	58	D10101	03/09	171.038	164.633	167.270	169.181	169.362
Major household appliance retailing.....	58	E	03/09	123.428	121.630	119.846	117.767	119.166
Major household appliance retailing.....	58	E1	03/09	123.428	121.630	119.846	117.767	119.166
Major household appliance retailing.....	58	E101	03/09	123.428	121.630	119.846	117.767	119.166
Major household appliance retailing.....	58	E10101	03/09	123.428	121.630	119.846	117.767	119.166
Fuels and lubricants retailing.....	58	F	06/09	308.506	284.699	280.694	287.970	339.320
Fuels and lubricants retailing.....	58	F1	06/09	308.506	284.699	280.694	287.970	339.320
Automotive fuels and lubricants retailing.....	58	F101	03/09	409.155	374.777	372.234	377.269	443.964
Automotive fuels and lubricants retailing.....	58	F10101	03/09	409.155	374.777	372.234	377.269	443.964
Household fuels retailing.....	58	F102	03/09	159.290	157.926	145.071	166.814	198.813
Household fuels retailing.....	58	F10201	03/09	159.290	157.926	145.071	166.814	198.813
Cleaning supplies and paper products retailing.....	58	G	03/09	185.030	183.184	180.860	178.467	176.018
Cleaning supplies and paper products retailing.....	58	G1	03/09	185.030	183.184	180.860	178.467	176.018
Cleaning supplies and paper products retailing.....	58	G101	03/09	185.030	183.184	180.860	178.467	176.018
Cleaning supplies and paper products retailing.....	58	G10101	03/09	185.030	183.184	180.860	178.467	176.018
Book retailing.....	58	H	03/09	139.515	138.810	141.305	141.729	141.846
Book retailing.....	58	H1	03/09	139.515	138.810	141.305	141.729	141.846
Book retailing.....	58	H101	03/09	139.515	138.810	141.305	141.729	141.846
Book retailing.....	58	H10101	03/09	139.515	138.810	141.305	141.729	141.846
Other merchandise retailing (partial).....	58	I	03/09	136.268	136.795	136.715	136.231	134.993
Other merchandise retailing (partial).....	58	I1	03/09	136.268	136.795	136.715	136.231	134.993
Other merchandise retailing (partial).....	58	I101	03/09	136.268	136.795	136.715	136.231	134.993
Other merchandise retailing (partial).....	58	I10101	03/09	136.268	136.795	136.715	136.231	134.993

See footnotes at end of table.

Table 9. Producer price indexes for commodity and service groupings and individual items, not seasonally adjusted — Continued
 [December 2022, Index base 1982=100, unless otherwise indicated]

Title	Commodity code		Other index base	Unadjusted index ¹				
	Group code	Item code		Aug. 2022	Sept. 2022 ^p	Oct. 2022 ^p	Nov. 2022 ^p	Dec. 2022 ^p
Metal treatment services.....	59	—	12/84	222.828	222.875	223.889	223.859	222.270
Metal treatment services.....	59	1	12/84	222.828	222.875	223.889	223.859	222.270
Metal treatment services.....	59	11	12/84	222.828	222.875	223.889	223.859	222.270
Metal plating and polishing.....	59	1101	12/84	239.229	239.229	239.229	239.229	239.229
Metal plating and polishing.....	59	110111	12/84	239.229	239.229	239.229	239.229	239.229
Metal coating and allied services.....	59	1102	12/84	217.695	217.148	216.806	216.746	213.543
Metal coating and allied services.....	59	110222	12/84	217.695	217.148	216.806	216.746	213.543
Metal heat treating.....	59	1103	06/85	185.824	186.936	191.059	191.059	191.059
Metal heat treating.....	59	110349	06/06	146.984	147.864	151.125	151.125	151.125
Mining services.....	60	—	06/85	252.406	258.375	258.957	259.940	260.350
Mining services.....	60	1	06/85	252.406	258.375	258.957	259.940	260.350
Mining services.....	60	11	06/85	252.406	258.375	258.957	259.940	260.350
Metal mining services.....	60	1101	12/85	277.779	277.779	277.779	277.779	271.249
Metal mining services.....	60	110101	12/85	277.779	277.779	277.779	277.779	271.249
Support activities for coal mining.....	60	1102	06/85	206.209	207.294	207.294	210.657	210.657
Support activities for coal mining.....	60	110201	06/85	206.209	207.294	207.294	210.657	210.657
Drilling oil and gas wells services.....	60	1103	12/85	375.069	399.563	400.647	403.119	407.834
Drilling oil and gas wells services.....	60	110301	12/85	375.069	399.563	400.647	403.119	407.834
Support activities for oil and gas operations.....	60	1104	12/85	212.141	214.424	214.903	215.508	215.253
Support activities for oil and gas operations.....	60	110401	12/85	212.141	214.424	214.903	215.508	215.253
Nonmetallic minerals mining services.....	60	1105	06/85	140.563	140.563	—	—	—
Nonmetallic minerals mining services.....	60	110501	06/85	140.563	140.563	—	—	—
Contract work on textile products, apparel, and leather.....	61	—	06/10	130.205	130.293	130.597	132.542	132.542
Contract work on textile products and apparel.....	61	1	06/10	130.192	130.273	130.584	132.570	132.570
Contract work on textile products and apparel.....	61	11	06/10	130.192	130.273	130.584	132.570	132.570
Contract work on textile products.....	61	1102	06/87	228.548	228.893	229.206	229.206	229.206
Commission finishing of broadwoven fabrics.....	61	110201	06/87	253.777	254.227	254.517	254.517	254.517
Commission finishing of cotton broadwoven fabrics.....	61	1102011	06/08	177.844	178.077	178.354	178.354	178.354
Other commission finishing of broadwoven fabrics (excl. cotton & wool).....	61	1102012	06/08	193.103	193.527	193.674	193.674	193.674
Commission knit or knit & finishing of weft & warp knit fabric.....	61	110204	12/94	138.749	138.749	139.121	139.121	139.121
Contract work on apparel.....	61	1103	06/87	139.753	139.753	140.199	143.872	143.872
Contract work on women's, girls' and infants' apparel.....	61	11031	12/11	109.727	109.727	109.801	109.801	—
Contract work on women's, girls', and infants' nontailored coats, jackets, & other outerwear.....	61	110313	06/07	106.699	106.699	106.782	—	—
Contract work on men's and boys' (including unisex) apparel.....	61	11032	12/11	116.848	116.848	117.642	125.106	125.106
Contract work on men's and boys' pants, work apparel, and other outerwear.....	61	110321	06/07	111.223	111.223	112.211	122.095	122.095
Contract work on men's and boys' shirts, tailored suits/coats/jackets, & underwear/nightwear.....	61	110323	06/07	136.009	136.009	136.201	136.201	—
Contract & commission receipts for tanning or finishing leather owned by others.....	61	2	06/11	129.445	129.830	129.830	129.830	129.830
Contract & commission receipts for tanning or finishing leather owned by others.....	61	21	06/11	129.445	129.830	129.830	129.830	129.830
Contract and commission receipts for tanning or finishing leather owned by others.....	61	2101	12/97	170.680	171.188	171.188	171.188	171.188
Contract and commission receipts for tanning or finishing leather owned by others.....	61	210101	12/97	170.680	171.188	171.188	171.188	171.188
Construction (partial).....	80	—	06/09	158.179	158.536	162.164	162.270	162.344
New nonresidential building construction.....	80	1	06/09	166.790	167.137	171.884	172.019	172.086
New nonresidential building construction.....	80	11	06/09	166.790	167.137	171.884	172.019	172.086
New warehouse building construction.....	80	1101	12/04	230.129	230.699	235.520	236.180	235.752
New warehouse building construction.....	80	110101	12/04	230.129	230.699	235.520	236.180	235.752
New school building construction.....	80	1102	12/05	216.165	216.871	223.936	223.920	223.613
New school building construction.....	80	110201	12/05	216.165	216.871	223.936	223.920	223.613
New office building construction.....	80	1103	06/06	193.358	193.719	198.437	198.503	199.072
New office building construction.....	80	110301	06/06	193.358	193.719	198.437	198.503	199.072
New industrial building construction.....	80	1104	06/07	186.662	186.920	192.247	192.561	192.397
New industrial building construction.....	80	110401	06/07	186.662	186.920	192.247	192.561	192.397
New health care building construction.....	80	1105	06/12	151.755	151.966	157.025	157.146	157.304
New health care building construction.....	80	110501	06/12	151.755	151.966	157.025	157.146	157.304
Maintenance and repair of nonresidential buildings (partial).....	80	2	04/09	141.408	141.805	142.653	142.687	142.780
Maintenance and repair of nonresidential buildings (partial).....	80	21	04/09	141.408	141.805	142.653	142.687	142.780
Maintenance and repair of nonresidential buildings (partial).....	80	2101	04/09	141.408	141.805	142.653	142.687	142.780
Maintenance and repair of nonresidential buildings (partial).....	80	210101	04/09	141.408	141.805	142.653	142.687	142.780

¹ All indexes are subject to revision for 4 months after their originally scheduled publication to incorporate late reports and corrections by survey respondents.

² Due to incomplete coverage of the services sector, some services indexes in this table reflect only a portion of their wherever-provided output. These indexes are flagged using the term "partial" at the end of their titles. For more information regarding wherever-provided services indexes, go to <https://www.bls.gov/ppi/wepnotice.htm>. This webpage includes methodology documentation, a table identifying missing coverage areas for those indexes with incomplete coverage, and a concordance table between wherever-provided services indexes and Census product codes.

^p Preliminary

—" Data not available.

Table 10. Producer price indexes and percentage changes for net output of selected industries and industry groups, not seasonally adjusted
 [December 2022]

Title ¹	Index base	Industry code	Unadjusted index ²					Unadjusted 1-month percent change ²	Unadjusted 12-month percent change ²
			Aug. 2022	Sept. 2022 ^P	Oct. 2022 ^P	Nov. 2022 ^P	Dec. 2022 ^P	Nov. to Dec. ^P	Dec. 2021 to Dec. 2022 ^P
Total mining, utilities, and manufacturing industries.....	12/06	AMUM--	163.129	162.914	160.935	159.370	157.772	-1.0	10.3
Total mining industries.....	12/84	OMIN--	311.239	296.635	259.675	249.368	261.529	4.9	15.2
Oil and gas extraction.....	12/85	211--	350.329	322.595	258.617	239.369	263.231	10.0	14.8
Mining (except oil & gas).....	12/03	212--	323.803	323.991	321.218	323.638	315.225	-2.6	20.8
Mining support activities.....	06/09	213--	119.724	122.387	122.675	123.158	123.038	-0.1	11.1
Utilities.....	12/03	221--	230.464	226.776	198.873	189.010	217.905	15.3	26.8
Total manufacturing industries.....	12/84	OMFG--	251.494	252.030	253.999	252.853	244.462	-3.3	7.9
Food mfg.....	12/84	311--	256.454	255.824	254.321	256.404	254.361	-0.8	10.8
Beverage & tobacco mfg.....	12/03	312--	186.066	187.819	188.220	190.520	189.973	-0.3	9.9
Textile mills.....	12/84	313--	177.173	176.267	174.879	174.607	174.039	-0.3	9.9
Textile product mills.....	12/03	314--	155.346	155.763	156.637	157.855	158.450	0.4	5.7
Apparel manufacturing.....	12/03	315--	124.141	124.822	124.806	125.550	125.561	0.0	5.4
Leather and allied product manufacturing.....	12/84	316--	195.642	197.927	198.157	197.870	197.476	-0.2	5.5
Wood product manufacturing.....	12/03	321--	204.025	199.568	195.847	192.658	189.708	-1.5	-2.8
Paper manufacturing.....	12/03	322--	184.653	185.472	186.772	188.150	188.796	0.3	13.6
Printing and related support activities.....	12/03	323--	151.463	152.275	152.584	153.605	154.895	0.8	16.0
Petroleum and coal products manufacturing.....	12/84	324--	434.716	439.916	459.950	439.910	352.307	-19.9	7.1
Chemical mfg.....	12/84	325--	366.526	365.527	364.516	362.991	360.724	-0.6	6.3
Plastics and rubber products mfg.....	12/84	326--	255.367	255.122	254.086	253.825	254.141	0.1	8.2
Nonmetallic mineral product mfg.....	12/84	327--	269.541	270.760	272.114	274.025	275.301	0.5	12.5
Primary metal mfg.....	12/84	331--	324.107	311.098	299.901	296.816	293.212	-1.2	-15.0
Fabricated metal product mfg.....	12/84	332--	272.988	272.639	272.370	272.493	272.036	-0.2	8.1
Machinery mfg.....	12/03	333--	169.603	170.429	171.493	171.998	172.548	0.3	10.6
Computer & electronic product mfg.....	12/03	334--	96.711	96.933	97.272	97.727	97.953	0.2	5.3
Electrical equipment, appliance & component mfg.....	12/03	335--	190.356	190.805	190.731	192.056	193.875	0.9	12.5
Transportation equipment mfg.....	12/03	336--	136.463	136.682	137.395	137.634	138.051	0.3	5.2
Furniture & related product mfg.....	12/84	337--	261.192	262.621	262.626	265.238	266.777	0.6	11.2
Miscellaneous mfg.....	12/03	339--	140.333	140.483	141.034	141.326	141.692	0.3	7.0
Material recyclers.....	12/86	429930	426.677	404.455	381.945	372.124	391.921	5.3	-20.8
Total trade industries.....	12/06	ATRADE	172.316	172.625	173.407	173.291	173.042	-0.1	7.7
Total wholesale trade industries.....	12/06	AWHLTR	181.304	182.075	181.755	183.543	183.101	-0.2	9.1
Merchant wholesalers, durable goods.....	06/04	423--	189.634	191.303	190.640	192.364	192.721	0.2	4.9
Merchant wholesalers, nondurable goods.....	06/05	424--	204.224	203.970	204.196	205.393	203.983	-0.7	14.6
Total retail trade industries.....	12/06	ARETTR	164.185	164.005	166.147	163.622	163.484	-0.1	5.9
Motor vehicle and parts dealers.....	12/03	441--	210.453	209.753	206.866	204.824	203.226	-0.8	0.8
Furniture and home furnishings stores.....	12/03	442--	201.158	202.672	205.708	206.681	205.934	-0.4	7.9
Electronics and appliance stores.....	12/03	443--	89.990	88.575	94.514	83.906	82.396	-1.8	2.7
Bldg material and garden equip and supp dealers.....	12/03	444--	208.342	203.558	205.807	207.703	206.716	-0.5	5.6
Food and beverage stores.....	12/99	445--	240.730	244.720	254.492	253.118	251.051	-0.8	15.3
Health and personal care stores.....	12/03	446--	148.586	148.129	145.090	144.707	143.245	-1.0	-4.1
Gasoline stations.....	06/01	447--	189.277	176.006	176.469	176.180	195.937	11.2	22.2
Clothing and clothing accessories stores.....	12/03	448--	139.576	150.873	157.861	148.214	142.671	-3.7	-3.6
Sporting goods hobby, book and music stores.....	12/03	451--	129.806	121.615	132.260	126.998	120.830	-4.9	-4.5
General merchandise stores.....	12/03	452--	154.246	154.034	156.400	153.644	153.625	0.0	12.6
Office supplies, stationery and gift stores.....	12/03	4532--	175.262	175.351	173.283	173.420	172.724	-0.4	8.0
Nonstore retailers.....	12/03	454--	184.685	185.191	179.336	184.936	194.383	5.1	10.5
Transportation and warehousing industries.....	12/06	ATRNRW	171.384	169.148	170.986	169.396	168.768	-0.4	8.2
Transportation industries.....	12/06	ATRANS	166.399	163.563	165.800	163.688	163.200	-0.3	8.3
Air transportation.....	12/92	481--	265.250	255.960	269.577	258.821	264.045	2.0	14.8
Rail transportation.....	12/96	482--	231.349	231.597	230.339	231.782	231.632	-0.1	8.2
Water transportation.....	12/03	483--	199.024	201.192	200.886	203.619	205.037	0.7	26.8
Truck transportation.....	12/03	484--	198.870	197.122	196.865	197.299	193.952	-1.7	8.0
Pipeline transportation.....	05/22	486--	105.552	106.938	106.999	107.026	106.421	-0.6	-
Transportation support activities.....	12/03	488--	155.620	147.814	151.507	143.524	144.063	0.4	-8.5
Delivery and warehouse industries.....	12/06	ADLVWR	191.839	192.333	192.286	192.948	191.646	-0.7	7.1
U.S. Postal Service.....	06/89	491--	267.984	267.984	270.369	270.369	270.369	0.0	4.8
Couriers and messengers.....	12/03	492--	290.052	290.330	289.299	291.248	287.819	-1.2	9.8
Warehousing and storage.....	12/06	493--	128.329	130.230	128.589	128.754	127.823	-0.7	4.6
Services less trade, transportation, and warehousing ³	12/06	ATTDSV	133.843	134.425	135.045	135.999	136.058	0.0	4.0
Information.....	12/06	AINFO-	108.003	108.696	109.281	108.945	109.095	0.1	2.2
Publishing industries, except Internet.....	12/03	511--	120.349	121.478	120.974	119.324	120.011	0.6	1.0

See footnotes at end of table.

Table 10. Producer price indexes and percentage changes for net output of selected industries and industry groups, not seasonally adjusted — Continued
 [December 2022]

Title ¹	Index base	Industry code	Unadjusted index ²					Unadjusted 1-month percent change ²	Unadjusted 12-month percent change ²
			Aug. 2022	Sept. 2022 ^p	Oct. 2022 ^p	Nov. 2022 ^p	Dec. 2022 ^p	Nov. to Dec. ^p	Dec. 2021 to Dec. 2022 ^p
Information - Continued									
Broadcasting, except Internet.....	12/03	515--	131.334	131.973	137.303	138.690	138.329	-0.3	3.2
Telecommunications.....	12/03	517--	104.825	105.577	105.997	106.013	106.051	0.0	3.6
Data processing and related services.....	12/03	5182--	113.057	112.925	113.034	113.040	113.067	0.0	1.2
Internet publishing and web search portals.....	12/09	519130	88.238	88.324	89.587	89.835	89.654	-0.2	-1.3
Selected health care industries.....									
Offices of physicians.....	12/06	ASHC--	137.271	137.316	137.919	137.756	137.937	0.1	2.6
Offices of dentists.....	12/06	6211--	143.006	143.137	143.584	143.746	144.006	0.2	0.4
Medical and diagnostic laboratories.....	06/10	6212--	127.180	128.011	127.830	127.830	127.830	0.0	3.7
Home health care services.....	12/03	6215--	103.323	103.323	103.297	102.934	103.007	0.1	-0.7
Blood and organ banks.....	12/96	6216--	153.605	153.612	155.740	155.740	155.764	0.0	2.2
Hospitals.....	06/06	621991	125.909	126.052	126.066	127.150	127.216	0.1	3.9
Nursing care facilities.....	12/92	622--	224.471	224.288	225.338	224.712	225.023	0.1	3.2
Residential developmental disability homes.....	12/03	6231--	168.732	169.051	170.402	170.686	170.941	0.1	4.5
Residential developmental disability homes.....	12/03	62321-	209.262	209.108	209.446	209.502	209.602	0.0	5.1
Other selected services less trade, transportation, and warehousing industries.....									
Depository credit intermediation.....	12/06	ASTDSV	138.757	139.526	140.124	141.850	141.841	0.0	5.1
Security, commodity contracts and like activity.....	12/03	5221--	113.459	117.264	117.534	124.634	126.255	1.3	25.1
Insurance carriers and related activities.....	12/03	523--	220.710	223.094	226.272	238.593	236.717	-0.8	1.3
Lessors of nonres bldg (exc miniwarehouse).....	12/03	524--	146.598	146.842	146.982	147.041	147.602	0.4	2.6
Lessors of miniwarehouse and self storage units.....	12/03	53112-	138.358	140.333	137.541	136.583	138.151	1.1	3.5
Offices of real estate agents and brokers.....	12/03	53113-	189.700	192.449	193.998	194.530	193.996	-0.3	14.3
Real estate property managers.....	12/03	5312--	186.481	186.639	186.004	185.510	185.272	-0.1	6.8
Offices of real estate appraisers.....	12/03	53131-	125.484	125.598	127.357	127.910	126.814	-0.9	3.0
Automotive equipment rental and leasing.....	12/03	531320	118.206	117.769	118.422	116.870	116.870	0.0	5.8
Other heavy machinery rental and leasing.....	06/01	5321--	165.356	156.528	161.948	154.924	150.784	-2.7	-0.8
Legal services.....	12/03	532412	131.407	131.899	134.993	135.480	135.244	-0.2	10.0
Offices of certified public accountants.....	12/96	5411--	255.959	256.885	257.431	257.292	256.956	-0.1	4.8
Other accounting services.....	12/03	541211	131.999	133.336	133.834	132.544	132.623	0.1	4.7
Architectural, engineering and related services.....	12/03	541219	149.110	148.161	149.006	149.006	149.006	0.0	-0.4
Management and technical consulting services.....	12/96	5413--	183.935	183.980	184.284	184.925	184.777	-0.1	5.1
Advertising agencies.....	06/06	5416--	128.063	127.607	126.436	126.651	127.735	0.9	0.5
Employment services.....	12/03	54181-	123.101	123.118	123.131	123.187	123.187	0.0	4.4
Travel agencies.....	12/03	5613--	158.954	159.199	159.236	159.356	159.176	-0.1	3.0
Security guards and patrol services.....	12/03	56151-	103.295	102.353	102.749	103.048	103.767	0.7	6.7
Janitorial services.....	12/04	561612	146.860	150.599	151.010	150.936	150.863	0.0	7.4
Waste collection.....	12/03	56172-	135.029	135.014	134.895	135.207	135.478	0.2	4.7
Amusement and theme parks.....	12/03	5621--	168.097	169.251	171.255	171.487	171.639	0.1	9.7
Golf courses and country clubs.....	06/06	71311-	199.733	201.854	205.524	208.584	211.605	1.4	5.8
Fitness and recreational sports centers.....	12/05	71391-	148.301	147.933	148.399	151.416	152.885	1.0	8.2
Accommodation.....	12/04	71394-	112.311	112.311	113.341	113.341	113.582	0.2	2.6
Commercial machinery repair and maintenance.....	12/96	721--	190.173	189.648	193.682	188.956	183.659	-2.8	4.0
Commercial machinery repair and maintenance.....	06/06	8113--	174.348	175.473	179.217	179.366	179.375	0.0	17.2

¹ Indexes in this table are derived from the net-output-weighted industry price indexes. Because of differences in coverage and aggregation methodology, they will generally not match the movements of similarly titled indexes which are derived from traditional commodity groupings.

² All indexes are subject to revision for 4 months after their originally scheduled publication to incorporate late reports and corrections by survey respondents.

³ Formerly titled "Total traditional service industries."

^p Preliminary

"-" Data not available.

Table 11. Producer price indexes for net output of selected industries and their products, not seasonally adjusted
 [December 2022]

Title ¹	Industry code	Product code	Index base	Unadjusted index ²					
				Aug. 2022	Sept. 2022 ^P	Oct. 2022 ^P	Nov. 2022 ^P	Dec. 2022 ^P	
Logging.....	1133		12/81	221.600	221.294	220.188	220.656	219.914	
Logging.....	11331		12/81	221.600	221.294	220.188	220.656	219.913	
Logging.....	113310		12/81	221.733	221.427	220.321	220.788	220.046	
Primary products.....		113310-P	12/81	230.475	230.158	229.007	229.493	228.722	
Secondary products and miscellaneous receipts.....		113310-SM							
Mining									
Total mining industries.....			12/84	311.239	296.635	259.675	249.368	261.529	
Oil and gas extraction.....	211		12/85	350.329	322.595	258.617	239.369	263.231	
Oil and gas extraction.....	2111		12/85	350.329	322.595	258.617	239.369	263.231	
Crude petroleum and natural gas extraction.....	211111		06/02	359.028	331.373	268.701	244.853	266.277	
Primary products.....		211111-P	06/84	316.241	291.882	236.679	215.673	234.544	
Crude petroleum.....		211111-1	06/84	278.247	259.555	266.424	259.103	220.384	
Natural gas (from the wellhead).....		211111-3	06/84	312.892	286.406	183.554	153.060	219.862	
Natural gas liquids extraction.....	211112		06/02	299.788	272.229	203.038	207.130	242.663	
Primary products.....		211112-P	06/02	298.441	271.006	202.125	206.199	241.573	
Natural gas liquids.....		211112-1	06/84	293.058	250.257	214.922	242.143	211.050	
Isopentane and natural gasoline.....		211112-11	06/84	293.822	266.606	281.543	268.330	256.989	
Propane.....		211112-12	06/84	239.626	212.999	179.111	184.367	143.347	
Butane.....		211112-13	06/84	205.211	181.250	165.175	169.829	153.411	
Plant condensate, ethane, gas mixtures, and other natural gas liquids.....		211112-14	06/96	339.628	280.915	228.511	281.124	246.323	
Residue gas shipped from natural gas liquids plants.....		211112-3	06/84	322.432	308.353	202.242	183.860	286.665	
Mining (except oil & gas).....	212		12/03	323.803	323.991	321.218	323.638	315.225	
Coal mining.....	2121		12/85	313.145	316.892	317.849	312.641	291.048	
Coal mining.....	21211		12/01	337.373	341.410	342.441	336.830	313.566	
Bituminous coal and lignite surface mining.....	212111		12/01	200.905	205.087	207.761	209.189	210.341	
Primary products.....		212111-P	12/01	202.239	206.484	209.077	210.461	211.579	
Raw bituminous coal and lignite from surface mining operations.....		212111-1	12/01	208.828	213.748	214.355	213.976	213.357	
Raw bituminous coal and lignite from surface operations, for use without processing.....		212111-11	12/01	268.766	273.417	276.549	274.594	–	
Processed bituminous coal and lignite from surface operations.....		212111-3	12/01	201.121	205.193	208.353	210.237	211.847	
Processed bituminous coal and lignite from surface operations (wet-washing or other method).....		212111-31	12/01	166.187	166.187	166.187	166.187	166.187	
Processed bituminous coal and lignite (mechanically crushed, screened, or sized only).....		212111-35	12/11	129.051	133.152	136.336	138.234	139.855	
Bituminous coal underground mining.....	212112		12/01	509.471	512.727	511.148	495.436	437.445	
Primary products.....		212112-P	12/01	513.023	516.336	514.745	498.923	440.524	
Processed bituminous coal shipped from underground operations.....		212112-3	12/01	584.851	588.627	586.814	568.776	502.201	
Processed bituminous coal washed by wet-washing, pneumatic, or other methods.....		212112-31	12/01	537.384	541.904	545.249	545.851	466.164	
Processed bituminous coal mechanically crushed, screened, or sized only.....		212112-32	12/01	772.977	772.977	746.765	641.300	641.300	
Secondary products and miscellaneous receipts.....		212112-SM							
Anthracite mining.....	212113		12/79	420.938	440.616	445.825	445.825	445.825	
Primary products.....		212113-P	12/79	413.193	433.202	438.499	438.499	438.499	
Processed anthracite.....		212113-3	12/79	505.300	529.769	536.247	536.247	536.247	
Secondary products and miscellaneous receipts.....		212113-SM2							
Metal ore mining.....	2122		12/84	410.774	402.410	387.709	408.976	414.273	
Iron ore mining.....	21221		12/84	209.843	209.247	209.989	209.989	209.989	
Iron ore mining.....	212210		12/84	209.843	209.247	209.989	209.989	209.989	
Primary products.....		212210-P	12/84	214.878	214.268	215.028	215.028	215.028	
Iron ore (including crude, concentrates, agglomerates and pellets).....		212210-0	12/97	222.767	222.135	222.922	222.922	222.922	
Copper, nickel, lead & zinc mining.....	21223		06/88	382.569	378.924	368.654	420.355	–	
Copper, nickel, lead and zinc mining.....	212230		06/88	394.042	390.269	379.723	432.947	–	
Primary products.....		212230-P	12/03	349.299	347.743	335.211	385.195	–	
Secondary products and miscellaneous receipts.....		212230-SM							
Other metal ore mining.....	21229		12/85	1,027.066	1,002.068	912.571	–	–	
Other metal ore mining.....	212290		12/85	3,390.012	3,307.553	3,012.346	–	–	
Primary products.....		212290-P	12/03	2,624.167	2,559.458	2,327.797	–	–	
Other metal ores, including uranium.....		212290-1	12/03	2,624.167	2,559.458	2,327.797	–	–	
Secondary products and miscellaneous receipts.....		212290-SM2							
Nonmetallic mineral mining & quarrying.....	2123		12/84	350.739	352.319	352.831	352.515	352.535	
Stone mining & quarrying.....	21231		12/84	387.249	387.981	388.009	387.922	388.203	

See footnotes at end of table.

Table 11. Producer price indexes for net output of selected industries and their products, not seasonally adjusted — Continued
 [December 2022]

Title ¹	Industry code	Product code	Index base	Unadjusted index ²				
				Aug. 2022	Sept. 2022 ^P	Oct. 2022 ^P	Nov. 2022 ^P	Dec. 2022 ^P
Stone mining & quarrying - Continued								
Dimension stone mining and quarrying	212311		06/85	284.217	284.217	284.217	284.217	284.217
Primary products.....		212311-P	06/85	272.569	272.569	272.569	272.569	272.569
Dimension stone.....		212311-0	06/85	272.569	272.569	272.569	272.569	272.569
Secondary products and miscellaneous receipts.....		212311-SM						
Crushed and broken limestone mining.....	212312		12/83	398.427	399.479	399.535	399.406	399.865
Primary products.....		212312-P	12/83	404.073	405.192	405.251	405.114	405.602
Crushed and broken limestone.....		212312-0	12/83	404.073	405.192	405.251	405.114	405.602
Secondary products and miscellaneous receipts.....		212312-SM						
Crushed and broken granite mining.....	212313		12/83	496.947	496.947	496.947	496.947	496.947
Primary products.....		212313-P	12/83	496.513	496.513	496.513	496.513	496.513
Crushed and broken granite.....		212313-0	12/83	496.513	496.513	496.513	496.513	496.513
Secondary products and miscellaneous receipts.....		212313-SM						
Other crushed and broken stone mining.....	212319		12/83	330.369	330.581	330.526	330.514	330.379
Primary products.....		212319-P	12/83	335.990	336.224	336.224	336.292	336.468
Bituminous limestone and sandstone, and other crushed and broken stone.....		212319-0	12/83	335.990	336.224	336.224	336.292	336.468
Secondary products and miscellaneous receipts.....		212319-SM						
Sand/gravel/clay/refractory minerals mining.....	21232		12/03	223.374	223.945	224.398	224.220	223.890
Construction sand and gravel mining.....	212321		06/82	468.054	467.520	468.580	468.061	467.217
Primary products.....		212321-P	06/82	475.390	474.732	475.937	475.946	475.091
Construction sand and gravel (run of pit/bank, washed, screened, etc).....		212321-0	06/82	475.390	474.732	475.937	475.946	475.091
Construction sand and gravel, Midwest.....		212321-02	12/12	178.411	177.671	178.051	178.005	177.083
Construction sand and gravel, West.....		212321-04	12/12	164.212	164.232	164.842	164.879	164.879
Secondary products and miscellaneous receipts.....		212321-SM						
Miscellaneous receipts.....		212321-M	06/82	444.711	444.711	444.711	444.711	444.711
Kaolin and ball clay mining.....	212324		06/84	240.276	249.537	249.537	249.537	249.537
Primary products.....		212324-P	06/84	238.314	247.499	247.499	247.499	247.499
Kaolin and ball clay.....		212324-0	06/84	238.314	247.499	247.499	247.499	247.499
Clay, ceramic, and refractory minerals mining.....	212325		06/84	258.650	258.379	260.018	259.878	259.789
Primary products.....		212325-P	06/84	264.158	263.857	265.544	265.420	265.314
Bentonite.....		212325-5	06/84	219.457	219.457	221.364	221.364	221.364
Secondary products and miscellaneous receipts.....		212325-SM						
Other nonmetallic mineral mining & quarrying.....	21239		12/84	285.140	289.040	290.145	289.392	289.625
Potash, soda, and borate mineral mining.....	212391		12/84	369.904	375.020	377.771	377.350	377.825
Primary products.....		212391-P	12/84	370.082	375.213	377.974	377.549	378.022
Secondary products and miscellaneous receipts.....		212391-SM1						
Other chemical and fertilizer mineral mining.....	212393		12/89	208.705	208.705	208.705	208.881	208.881
Primary products.....		212393-P	12/89	203.893	203.893	203.893	204.048	204.048
Rock salt.....		212393-3	12/84	402.071	402.071	402.071	402.393	-
Secondary products and miscellaneous receipts.....		212393-SM						
All other nonmetallic mineral mining.....	212399		06/85	345.658	353.465	352.067	348.784	348.784
Primary products.....		212399-P	06/85	350.895	358.821	357.401	354.069	354.069
All other nonmetallic minerals.....		212399-A	06/85	350.895	358.821	357.401	354.069	354.069
Mining support activities.....	213		06/09	119.724	122.387	122.675	123.158	123.038
Mining support activities.....	2131		06/09	119.724	122.387	122.675	123.158	123.038
Mining support activities.....	21311		06/09	119.724	122.387	122.675	123.158	123.038
Drilling oil and gas wells.....	213111		12/85	371.952	396.242	397.318	399.768	404.445
Primary services.....		213111-P	12/85	369.426	393.551	394.619	397.053	401.698
Oil and gas well directional drilling control.....		213111-03	12/03	131.087	131.229	135.063	135.601	152.272
Drilling oil and gas wells, including drilling in, spudding in or tailing in.....		213111-04	12/85	358.621	388.493	388.493	390.890	390.890
Reworking oil and gas wells.....		213111-05	12/92	397.550	400.697	400.697	403.839	403.839
Support activities for oil and gas operations.....	213112		12/85	208.862	210.901	211.404	212.057	211.100
Primary services.....		213112-P	12/85	209.794	212.050	212.519	213.192	212.940
Oil and gas field support services.....		213112-0	12/85	209.794	212.050	212.519	213.192	212.940
Secondary products and miscellaneous receipts.....		213112-SM						
Support activities for coal mining.....	213113		06/85	204.388	205.463	205.463	208.797	208.797
Primary services.....		213113-P	06/85	206.155	207.239	207.239	210.602	210.602
Coal mining services.....		213113-0	06/85	206.155	207.239	207.239	210.602	210.602
Support activities for metal mining.....	213114		12/85	274.986	274.986	274.986	274.986	268.506
Primary services.....		213114-P	12/85	278.193	278.193	278.193	278.193	271.638
Metal mining services.....		213114-0	12/85	278.193	278.193	278.193	278.193	271.638
Support activities for nonmetallic minerals (except fuels) mining.....	213115		06/85	146.044	146.044	-	-	-

See footnotes at end of table.

Table 11. Producer price indexes for net output of selected industries and their products, not seasonally adjusted — Continued
 [December 2022]

Title ¹	Industry code	Product code	Index base	Unadjusted index ²				
				Aug. 2022	Sept. 2022 ^P	Oct. 2022 ^P	Nov. 2022 ^P	Dec. 2022 ^P
Support activities for nonmetallic minerals (except fuels) mining - Continued								
Primary services.....		213115-P	06/85	140.563	140.563	—	—	—
Nonmetallic minerals (except fuels) mining support activity.....		213115-0	06/85	140.563	140.563	—	—	—
Utilities.....	221		12/03	230.464	226.776	198.873	189.010	217.905
Electric power generation, transmission, and distribution.....	2211		12/03	233.141	227.699	195.309	184.345	218.571
Electric power generation.....	22111		12/03	274.945	285.770	206.329	190.656	293.756
Electric power generation.....	221110		12/03	274.912	285.734	206.305	190.634	293.717
Primary products.....		221110-P	12/03	282.016	293.810	210.598	194.494	304.065
Utilities.....		221110-4	12/03	271.511	286.738	208.880	192.466	203.643
Non-utilities.....		221110-5	12/03	267.384	274.549	193.315	178.990	380.720
Secondary products and miscellaneous receipts.....		221110-SM						
Electric power transmission, control, and distribution.....	22112		12/03	213.273	201.145	188.665	179.779	185.005
Electric bulk power transmission and control.....	221121		12/03	200.896	204.013	202.802	204.118	203.060
Primary products.....		221121-P	12/03	201.352	204.476	203.263	204.581	203.521
Electric bulk power transmission and control.....		221121-3	12/03	201.352	204.476	203.263	204.581	203.521
Electric power distribution.....	221122		12/03	214.031	201.264	188.316	179.012	184.499
Primary products.....		221122-P	12/90	226.742	226.874	218.615	212.004	213.820
Residential electric power.....		221122-41	12/90	219.299	218.395	215.035	211.828	212.664
New England.....		221122-411	12/90	194.612	194.601	209.997	209.997	212.282
Middle Atlantic.....		221122-412	12/90	182.624	185.821	189.357	183.279	187.886
East North Central.....		221122-413	12/90	205.731	206.845	190.962	191.553	196.209
West North Central.....		221122-414	12/90	182.592	183.104	172.510	163.946	158.894
South Atlantic.....		221122-415	12/90	199.579	201.260	197.383	195.132	196.344
East South Central.....		221122-416	12/90	252.693	233.384	228.821	226.874	229.735
West South Central.....		221122-417	12/90	256.108	252.030	246.246	240.400	234.639
Mountain.....		221122-418	12/90	172.246	169.760	170.616	165.139	165.262
Pacific.....		221122-419	12/90	300.823	300.878	301.316	301.266	301.266
Commercial electric power.....		221122-42	12/90	224.115	224.288	212.813	204.154	205.864
New England.....		221122-421	12/90	249.349	249.336	252.417	252.417	255.484
Middle Atlantic.....		221122-422	12/90	209.228	207.855	193.614	181.063	189.602
East North Central.....		221122-423	12/90	194.761	196.138	180.467	179.581	184.489
West North Central.....		221122-424	12/90	169.961	170.610	166.231	157.788	148.669
South Atlantic.....		221122-425	12/90	161.745	163.547	162.750	162.509	163.958
East South Central.....		221122-426	12/90	227.972	219.980	205.946	201.464	205.854
West South Central.....		221122-427	12/90	252.363	257.771	249.652	236.964	229.214
Mountain.....		221122-428	12/90	151.347	147.924	148.604	144.929	145.055
Pacific.....		221122-429	12/90	369.645	369.831	331.249	301.432	301.432
Industrial electric power.....		221122-43	12/90	251.478	254.327	239.917	228.540	233.261
New England.....		221122-431	12/90	169.260	168.736	179.887	206.870	272.063
Middle Atlantic.....		221122-432	12/90	225.401	231.614	228.789	218.353	202.242
East North Central.....		221122-433	12/90	283.931	285.056	247.014	247.862	251.268
West North Central.....		221122-434	12/90	209.786	199.572	187.976	174.433	174.290
South Atlantic.....		221122-435	12/90	158.379	160.015	161.142	160.536	161.050
East South Central.....		221122-436	12/90	218.942	223.300	198.475	194.803	199.590
West South Central.....		221122-437	12/90	291.201	300.180	296.816	298.540	291.953
Mountain.....		221122-438	12/90	245.623	257.339	257.099	185.072	192.200
Pacific.....		221122-439	12/90	333.517	333.847	294.238	263.263	263.263
Transportation electric power.....		221122-45	12/10	125.266	126.175	119.631	119.011	119.483
Secondary products and miscellaneous receipts.....		221122-SM						
Miscellaneous receipts.....		221122-M	12/90	189.403	189.656	189.622	188.950	186.500
Natural gas distribution.....	2212		12/03	192.556	196.266	189.383	185.041	189.392
Natural gas distribution.....	22121		12/03	192.556	196.266	189.383	185.041	189.392
Natural gas distribution.....	221210		12/03	192.465	196.179	189.292	184.948	189.322
Primary products.....		221210-P	12/90	313.548	320.151	308.168	300.524	310.515
Natural gas to ultimate consumers.....		221210-11	12/90	317.703	325.200	311.346	302.460	312.566
Residential natural gas.....		221210-112	12/90	305.210	313.870	308.210	303.487	310.072
New England residential natural gas.....		221210-1121	06/12	150.275	169.451	172.642	188.242	185.425
Middle Atlantic residential natural gas.....		221210-1122	06/12	149.086	149.150	153.136	152.918	154.697
East North Central residential natural gas.....		221210-1123	06/12	185.265	186.077	181.886	176.248	178.425
West North Central residential natural gas.....		221210-1124	06/12	164.623	177.785	161.466	153.961	166.752
South Atlantic residential natural gas.....		221210-1125	06/12	146.246	159.945	156.819	147.330	146.269
East South Central residential natural gas.....		221210-1126	06/12	127.959	138.260	141.471	131.771	123.947
West South Central residential natural gas.....		221210-1127	06/12	230.166	232.124	224.967	219.416	217.536
Mountain residential natural gas.....		221210-1128	06/12	190.381	190.785	197.166	196.775	196.516
Pacific residential natural gas.....		221210-1129	06/12	182.574	185.798	173.526	175.445	194.144

See footnotes at end of table.

Table 11. Producer price indexes for net output of selected industries and their products, not seasonally adjusted — Continued
 [December 2022]

Title ¹	Industry code	Product code	Index base	Unadjusted index ²				
				Aug. 2022	Sept. 2022 ^P	Oct. 2022 ^P	Nov. 2022 ^P	Dec. 2022 ^P
Natural gas distribution - Continued								
Commercial natural gas.....		221210-113	12/90	320.983	330.101	318.050	312.841	325.970
New England commercial natural gas.....		221210-1131	06/12	153.912	180.063	183.832	201.624	196.427
Middle Atlantic commercial natural gas.....		221210-1132	06/12	149.782	150.960	142.963	142.208	146.439
East North Central commercial natural gas.....		221210-1133	06/12	197.387	199.555	195.263	193.078	198.624
West North Central commercial natural gas.....		221210-1134	06/12	192.546	202.176	177.008	167.215	188.967
South Atlantic commercial natural gas.....		221210-1135	06/12	152.144	162.311	160.285	145.199	147.937
East South Central commercial natural gas.....		221210-1136	06/12	161.199	171.329	165.054	151.764	146.678
West South Central commercial natural gas.....		221210-1137	06/12	268.017	258.509	257.261	240.639	237.617
Mountain commercial natural gas.....		221210-1138	06/12	203.609	203.677	213.670	213.260	213.090
Pacific commercial natural gas.....		221210-1139	06/12	212.990	222.207	199.239	210.763	246.953
Industrial natural gas.....		221210-114	12/90	279.347	289.311	269.098	261.586	271.817
New England industrial natural gas.....		221210-1141	09/16	154.802	188.164	193.777	211.195	204.774
Middle Atlantic industrial natural gas.....		221210-1142	09/16	171.692	172.840	203.688	201.172	206.135
East North Central industrial natural gas.....		221210-1143	06/12	206.766	208.548	184.420	182.118	195.487
West North Central industrial natural gas.....		221210-1144	06/12	176.026	190.803	182.211	174.188	187.821
South Atlantic industrial natural gas.....		221210-1145	09/16	163.855	179.177	172.786	165.603	167.100
East South Central industrial natural gas.....		221210-1146	09/16	171.732	179.274	182.451	171.951	169.324
West South Central industrial natural gas.....		221210-1147	09/16	253.466	257.992	222.745	202.057	206.426
Mountain industrial natural gas.....		221210-1148	09/16	148.776	149.032	150.153	150.183	150.183
Pacific industrial natural gas.....		221210-1149	09/16	131.414	138.323	129.314	144.898	156.409
To electric power.....		221210-115	12/90	288.510	292.834	272.848	259.543	270.739
Delivered to ultimate consumers for the account of others (transportation only).....		221210-12	12/90	252.531	253.441	253.151	253.230	261.373
Industrial consumer.....		221210-122	12/90	242.930	245.371	246.311	245.730	247.073
Other consumers.....		221210-123	12/90	518.635	518.424	516.207	517.243	542.590
Secondary products and miscellaneous receipts.....		221210-SM						
Miscellaneous receipts.....		221210-M	12/90	198.766	199.080	196.861	197.600	198.735
Construction industries								
New industrial building construction.....	236211		06/07	186.194	186.450	191.769	192.082	191.921
Primary products.....		236211-P	06/07	186.194	186.450	191.769	192.082	191.921
New warehouse building construction.....	236221		12/04	230.562	231.140	235.854	236.521	236.088
Primary products.....		236221-P	12/04	230.562	231.140	235.854	236.521	236.088
New school building construction.....	236222		12/05	216.167	216.886	223.957	223.939	223.625
Primary products.....		236222-P	12/05	216.167	216.886	223.957	223.939	223.625
New office building construction.....	236223		06/06	194.502	194.744	199.420	199.487	200.138
Primary products.....		236223-P	06/06	194.502	194.744	199.420	199.487	200.138
New health care building construction.....	236224		06/12	151.749	151.961	157.018	157.139	157.297
Primary products.....		236224-P	06/12	151.749	151.961	157.018	157.139	157.297
Concrete contractors, nonresidential building work.....	23811X		12/07	176.497	176.902	178.741	179.082	179.586
Primary products.....		23811X-P	12/07	176.497	176.902	178.741	179.082	179.586
Roofing contractors, nonresidential building work.....	23816X		12/07	184.332	184.776	188.047	187.981	188.506
Primary products.....		23816X-P	12/07	184.332	184.776	188.047	187.981	188.506
Electrical contractors, nonresidential building work.....	23821X		12/07	160.232	160.820	162.574	162.470	162.209
Primary products.....		23821X-P	12/07	160.232	160.820	162.574	162.470	162.209
Plumbing, heating and air-conditioning contractors, nonresidential building work.....	23822X		12/07	164.558	164.696	170.241	170.538	171.023
Primary products.....		23822X-P	12/07	164.558	164.696	170.241	170.538	171.023
Manufacturing								
Total manufacturing industries.....			12/84	251.494	252.030	253.999	252.853	244.462
Food mfg.....	311		12/84	256.454	255.824	254.321	256.404	254.361
Animal food mfg.....	3111		12/03	219.502	220.288	218.137	218.260	217.698
Animal food mfg.....	31111		12/03	220.765	221.556	219.392	219.516	218.951
Dog and cat food manufacturing.....	311111		12/85	274.560	274.564	274.652	276.951	277.170
Primary products.....		311111-P	12/85	281.080	281.080	281.157	283.770	284.039
Dog food.....		311111-1	12/85	297.143	297.143	297.255	301.004	301.395
Canned dog food.....		311111-11	12/98	218.987	218.987	218.987	219.129	219.129
Dry and semi moist dog food.....		311111-14	12/11	136.920	136.920	136.995	139.449	139.709
Cat food.....		311111-4	12/85	255.126	255.126	255.126	255.245	255.245
Canned cat food.....		311111-44	12/11	157.473	157.473	157.473	157.492	157.492
Dry and semi moist cat food.....		311111-45	12/98	202.359	202.359	202.359	202.581	202.581
Secondary products and miscellaneous receipts.....		311111-SM						
Miscellaneous receipts.....		311111-M1	12/10	140.190	140.190	140.190	140.432	140.432
Other animal food manufacturing.....	311119		12/80	256.853	258.396	254.105	252.888	251.642
Primary products.....		311119-P	12/80	251.182	252.622	248.312	247.567	246.318

See footnotes at end of table.

Table 11. Producer price indexes for net output of selected industries and their products, not seasonally adjusted — Continued
 [December 2022]

Title ¹	Industry code	Product code	Index base	Unadjusted index ²				
				Aug. 2022	Sept. 2022 ^P	Oct. 2022 ^P	Nov. 2022 ^P	Dec. 2022 ^P
Other animal food manufacturing - Continued								
Complete swine feed, supplements, concentrates, and premixes.....		311119-B	12/11	135.578	133.329	129.639	129.476	124.420
Complete beef cattle feed, supplements, concentrates, and premixes.....		311119-H	12/11	141.042	137.753	138.318	138.375	134.566
Poultry, exc. chicken and turkey, and livestock, exc. cattle and swine, feed.....		311119-N	12/80	349.639	354.667	355.390	356.030	356.727
Pet (excluding dog and cat), laboratory, and fur animal feed.....		311119-R	06/91	254.057	258.525	258.829	257.736	259.258
Chicken and turkey feed, supplements, concentrates, and premixes.....		311119-1	12/80	213.093	214.373	207.541	205.768	204.905
Complete dairy cattle feed, supplements, concentrates, and premixes.....		311119-5	12/11	139.193	142.347	140.884	141.189	143.637
Other prepared animal feeds, including feeding materials and adjuncts.....		311119-9	12/80	312.748	316.772	314.332	314.418	311.576
Secondary products and miscellaneous receipts.....		311119-SM						
Miscellaneous receipts.....		311119-M	12/80	284.622	287.903	284.048	274.713	273.335
Secondary products.....		311119-S	12/80	367.969	368.076	368.307	367.820	369.164
Grain & oilseed milling.....	3112		12/03	199.327	200.911	198.098	199.851	197.444
Flour milling & malt mfg.....	31121		12/03	213.124	219.431	224.874	225.586	223.565
Flour milling.....	311211		06/83	250.468	259.142	266.909	267.576	262.812
Primary products.....		311211-P	06/83	253.434	262.428	270.927	271.793	267.437
Prepared flour mixes, including refrigerated and frozen doughs and batters, made in flour mills.....		311211-A	06/83	248.244	259.387	259.396	259.606	260.999
Wheat flour (except flour mixes), made in flour mills.....		311211-1	06/83	275.403	284.417	292.028	294.054	285.506
Wheat mill products, except flour.....		311211-4	06/83	148.709	153.696	178.243	181.629	196.732
Corn mill products.....		311211-7	06/83	201.917	212.187	231.889	229.366	229.753
Other grain mill products.....		311211-9	06/83	348.299	358.988	334.013	326.526	323.463
Secondary products and miscellaneous receipts.....		311211-SM						
Miscellaneous receipts.....		311211-M	06/92	203.669	209.315	208.751	203.518	185.625
Rice milling.....	311212		06/84	230.943	235.802	239.097	240.670	245.358
Primary products.....		311212-P	06/84	230.185	235.028	238.312	239.880	244.552
Milled rice and byproducts.....		311212-0	12/03	221.666	226.330	229.492	231.002	235.502
Milled rice (incl second heads, screenings, brewers, bran, sharps, rice flour, and byproducts).....		311212-04	06/03	250.265	256.613	258.884	262.999	266.840
Head rice not packaged with other ingredients.....		311212-06	12/11	131.226	133.457	135.597	136.343	137.286
Malt manufacturing.....	311213		06/85	185.309	185.184	185.188	185.066	185.174
Primary products.....		311213-P	06/85	182.279	182.146	182.149	182.029	182.136
Malt and malt byproducts.....		311213-0	06/85	182.279	182.146	182.149	182.029	182.136
Secondary products and miscellaneous receipts.....		311213-SM1						
Starch & vegetable fats & oils mfg.....	31122		12/03	207.184	207.063	200.498	202.603	199.262
Wet corn milling.....	311221		06/85	240.246	240.709	240.122	236.574	235.987
Primary products.....		311221-P	06/85	265.424	265.989	265.326	261.078	260.231
Wet process corn byproducts.....		311221-A	06/85	326.197	319.619	323.990	329.051	328.326
Corn sweeteners, made by wet milling.....		311221-1	06/85	244.405	246.604	245.177	232.021	228.720
Manufactured starch, made by wet milling.....		311221-4	06/85	272.368	264.714	267.515	264.767	265.365
Secondary products and miscellaneous receipts.....		311221-SM						
Soybean and other oilseed processing.....	311224		12/11	126.303	126.776	121.345	123.282	120.972
Primary products.....		311224-P	12/11	110.307	110.195	106.867	110.822	106.903
Cottonseed cake, meal, hulls, and other byproducts.....		311224-B	06/85	578.960	636.285	687.638	685.570	653.128
Cottonseed cake and meal.....		311224-B1	12/11	117.351	133.879	149.249	148.055	137.753
Soybean oil.....		311224-3	12/79	250.483	245.765	241.389	260.057	238.703
Crude soybean oil, degummed, made from soybeans crushed in the same establishment.....		311224-31	05/88	193.114	188.823	190.071	195.099	194.337
Soybean oil, all other types.....		311224-32	12/03	327.659	321.961	312.888	344.095	304.781
Soybean cake, meal, and other byproducts.....		311224-4	12/79	140.515	142.046	134.660	136.920	136.472
Soybean cake and meal.....		311224-41	12/09	97.293	96.441	92.926	91.657	92.892
Other soybean products, including isolates and concentrates.....		311224-42	12/09	189.111	232.296	187.978	251.960	218.130
Cotton linters.....		311224-7	06/85	217.185	218.993	228.741	229.072	229.950
Other crude and refined vegetable oils and other vegetable mill products.....		311224-9	12/11	201.158	200.158	201.678	198.599	198.698
Other crude vegetable oils, including linseed, peanut, sunflower, safflower, etc.....		311224-91	01/99	389.331	387.434	391.751	388.334	388.404
Other vegetable oil mill products, including all oil seed cake and meal.....		311224-93	12/85	313.325	318.158	321.489	312.771	313.331
Secondary products and miscellaneous receipts.....		311224-SM						
Miscellaneous products.....		311224-M	12/11	127.037	131.444	131.294	126.635	123.669
Fats and oils refining and blending.....	311225		12/81	406.270	401.879	389.825	399.563	388.917
Primary products.....		311225-P	12/81	441.456	436.114	421.757	433.555	418.575
Shortening and cooking oils.....		311225-2	12/81	428.544	423.019	407.435	420.241	403.981
Margarine, butter blends, and butter substitutes.....		311225-4	02/04	155.840	155.000	155.000	-	-
Secondary products and miscellaneous receipts.....		311225-SM						
Secondary products.....		311225-S	02/04	159.833	159.833	158.443	-	-
Breakfast cereal manufacturing.....	31123		12/03	154.860	156.212	155.725	158.136	158.136
Breakfast cereal manufacturing.....	311230		12/83	257.586	259.834	259.024	263.033	263.033

See footnotes at end of table.

Table 11. Producer price indexes for net output of selected industries and their products, not seasonally adjusted — Continued
 [December 2022]

Title ¹	Industry code	Product code	Index base	Unadjusted index ²				
				Aug. 2022	Sept. 2022 ^P	Oct. 2022 ^P	Nov. 2022 ^P	Dec. 2022 ^P
Breakfast cereal manufacturing - Continued								
Primary products.....		311230-P	12/83	267.664	267.675	267.675	272.388	272.388
Breakfast cereal.....		311230-1	12/83	266.290	266.301	266.301	270.990	270.990
Secondary products and miscellaneous receipts.....		311230-SM						
Sugar & confectionery product mfg.....	3113		12/84	239.581	242.279	244.094	246.265	246.234
Sugar mfg.....	31131		12/03	173.773	179.457	180.362	180.401	182.068
Beet sugar manufacturing.....	311313		06/82	172.467	187.386	187.376	184.600	185.935
Primary products.....		311313-P	06/82	176.235	191.804	191.793	188.896	190.242
Beet sugar.....		311313-0	06/82	179.187	195.017	195.005	192.060	193.429
Secondary products and miscellaneous receipts.....		311313-SM1						
Cane sugar manufacturing.....	311314		12/11	109.531	109.539	110.461	111.568	112.741
Primary products.....		311314-P	12/11	109.721	109.678	110.664	111.695	112.847
Raw cane sugar and sugarcane mill products and byproducts.....		311314-1	06/82	204.210	204.153	207.281	208.043	210.629
Refined granulated cane sugar and byproducts.....		311314-3	06/82	236.089	235.978	237.039	240.206	242.321
Secondary products and miscellaneous receipts.....		311314-SM						
Nonchocolate confectionery mfg.....	31134		12/03	173.796	173.880	174.724	176.245	176.221
Nonchocolate confectionery manufacturing.....	311340		12/03	173.743	173.827	174.671	176.192	176.168
Primary products.....		311340-P	12/03	175.129	175.226	175.846	177.365	177.457
Nonchocolate-type confectioneries, made and packaged for shipment.....		311340-1	06/83	267.573	267.573	268.921	271.667	271.866
Other confectionery-type products.....		311340-7	06/91	220.066	223.126	223.126	223.126	223.126
Secondary products and miscellaneous receipts.....		311340-SM						
Secondary products.....		311340-S	12/03	181.438	181.438	184.231	186.173	185.252
Chocolate and confectionery manufacturing.....	31135		12/11	121.305	121.790	123.067	124.841	124.108
Chocolate and confectionery mfg. from cacao.....	311351		12/11	132.186	135.059	137.754	139.343	139.366
Primary products.....		311351-P	12/11	131.005	133.257	136.245	138.008	138.033
Chocolate coatings, made from cacao beans.....		311351-1	12/11	145.287	146.724	152.725	154.402	154.836
Chocolate/chocolate-type confectionery products, made from cacao beans.....		311351-4	12/11	122.721	125.336	125.932	125.932	125.932
Other chocolate and cocoa products, made from cacao beans.....		311351-7	12/11	127.485	129.897	133.129	136.612	136.389
Secondary products and miscellaneous receipts.....		311351-SM1						
Confectionery mfg. from purchased chocolate.....	311352		12/11	116.674	116.118	116.793	118.654	117.592
Primary products.....		311352-P	12/11	116.969	116.294	117.054	119.118	117.835
Chocolate/confectionery products, made from purchased chocolate, not retailed...		311352-1	12/11	115.705	114.987	115.749	117.941	116.578
Chocolate/confectionery products, made from purchased chocolate, retailed.....		311352-2	12/11	138.684	138.693	139.442	139.442	139.442
Secondary products and miscellaneous receipts.....		311352-SM						
Miscellaneous receipts.....		311352-M	12/11	132.741	132.741	132.741	132.741	132.741
Fruit & vegetable preserving & specialty food mfg.....	3114		12/84	229.876	234.953	236.500	239.543	239.920
Frozen food manufacturing.....	31141		12/03	161.282	167.328	168.075	171.498	171.483
Frozen fruit and vegetable manufacturing.....	311411		06/81	299.450	312.554	317.219	327.803	328.121
Primary products.....		311411-P	06/81	265.606	279.858	280.667	288.059	288.182
Frozen fruits, juices, ades, drinks, and cocktails.....		311411-1	06/81	226.797	226.218	220.929	231.289	231.241
Frozen fruits.....		311411-11	12/90	300.030	298.676	282.901	277.450	277.338
Frozen vegetables.....		311411-4	06/81	289.333	309.216	312.143	318.811	318.997
Frozen vegetables, other than potato products.....		311411-47	12/11	137.648	139.472	140.925	142.284	142.488
Frozen potato products (French-fried, patties, puffs, etc.).....		311411-48	12/11	127.083	141.265	142.507	146.729	146.729
Secondary products and miscellaneous receipts.....		311411-SM						
Miscellaneous receipts.....		311411-M	06/97	440.921	420.335	477.974	527.379	527.379
Frozen specialty food manufacturing.....	311412		12/82	190.226	196.469	195.620	197.464	197.271
Primary products.....		311412-P	12/82	193.718	200.119	199.459	201.079	201.053
Frozen dinners (beef, pork, and poultry pies) and nationality foods, incl. frozen pizza.....		311412-1	12/82	175.278	181.291	180.550	182.286	182.256
Other frozen specialties, incl. all whipped topping, waffles, soups, etc., excluding seafood.....		311412-4	06/91	216.666	222.690	222.690	223.117	223.117
Secondary products and miscellaneous receipts.....		311412-SM						
Secondary products.....		311412-S	12/82	183.746	190.751	184.600	193.344	188.913
Fruit & vegetable canning, pickling & drying.....	31142		12/03	181.215	183.366	184.827	186.257	186.763
Fruit and vegetable canning.....	311421		06/81	265.913	269.641	271.868	275.491	276.262
Primary products.....		311421-P	06/81	266.647	270.483	272.905	276.515	277.419
Canned catsup and other tomato based sauces.....		311421-D	06/81	224.071	229.636	234.026	236.670	236.990
Canned jams, jellies, and preserves.....		311421-G	06/81	257.726	257.834	257.936	258.012	257.804
Canned and fresh fruit juices, nectars, and concentrates.....		311421-K	12/11	125.718	126.478	127.695	129.368	129.237
Pickles and other pickled products, including horseradish.....		311421-Q	06/81	327.822	327.822	330.051	332.013	331.982
Canned fruits, excluding baby foods.....		311421-1	06/81	315.083	316.056	317.940	318.855	319.404
Canned vegetables.....		311421-5	06/81	284.407	291.339	292.316	299.728	304.707
Secondary products and miscellaneous receipts.....		311421-SM						

See footnotes at end of table.

Table 11. Producer price indexes for net output of selected industries and their products, not seasonally adjusted — Continued
 [December 2022]

Title ¹	Industry code	Product code	Index base	Unadjusted index ²				
				Aug. 2022	Sept. 2022 ^P	Oct. 2022 ^P	Nov. 2022 ^P	Dec. 2022 ^P
Fruit and vegetable canning - Continued								
Miscellaneous receipts.....		311421-M	06/81	153.315	155.362	157.884	162.879	153.107
Secondary products.....		311421-S	06/81	307.035	310.063	309.436	312.440	316.832
Specialty canning.....	311422		12/82	312.800	312.808	312.808	313.020	313.512
Primary products.....		311422-P	12/82	336.262	336.274	336.274	336.587	337.313
Canned baby foods and other canned specialty/nationality foods.....		311422-5	06/08	139.066	139.066	139.066	139.066	139.066
Canned soups and stews, excluding frozen and seafood.....		311422-6	12/82	456.111	456.111	456.111	456.111	456.111
Canned dry beans.....		311422-7	12/82	195.150	195.188	195.188	196.224	198.629
Secondary products and miscellaneous receipts.....		311422-SM						
Secondary products.....		311422-S	12/82	235.751	—	—	—	—
Dried and dehydrated food manufacturing.....	311423		12/82	272.195	278.472	283.928	283.362	284.570
Primary products.....		311423-P	12/82	283.453	290.927	297.486	296.315	297.879
Soup mixes (including dried/dehydrated/freeze-dried) and bouillon.....		311423-1	12/82	201.921	210.198	224.384	214.006	214.006
Dried and dehydrated fruits and vegetables, including freeze-dried.....		311423-5	12/82	276.183	283.038	286.868	289.551	291.753
Secondary products and miscellaneous receipts.....		311423-SM						
Dairy product mfg.....	3115		12/84	251.977	250.852	251.908	251.897	250.861
Dairy product (except frozen) mfg.....	31151		12/03	180.975	180.029	180.786	180.733	179.930
Fluid milk manufacturing.....	311511		12/82	302.145	298.004	298.944	303.024	301.671
Primary products.....		311511-P	12/82	282.348	277.844	277.467	281.657	279.839
Yogurt, except frozen.....		311511-A	12/82	174.876	174.886	176.757	176.681	176.667
Perishable dairy product substitutes.....		311511-D	12/91	155.554	155.554	155.767	155.767	166.134
Fluid milk and cream, bulk sales.....		311511-1	12/91	246.000	244.634	248.616	249.026	245.235
Fluid milk and related products, packaged (incl. cartons, bottles, cans, etc.) excl. U.H.T.....		311511-5	12/82	307.176	299.571	296.805	303.931	300.373
Whole fluid milk, packaged, excluding U.H.T. and flavored.....		311511-51	12/82	287.487	279.383	276.725	283.407	278.315
Fluid milk, lowfat, incl. 2.0, 1.0, and 0.5 percent packaged, excl. U.H.T. and flavored.....		311511-52	12/82	317.010	307.286	302.914	310.883	307.835
Fat free or skim milk, packaged, excluding U.H.T. and flavored.....		311511-53	12/82	319.691	307.662	301.144	310.269	309.823
Other fluid milk related products, incl. heavy & light cream, unflavored sour cream, etc.....		311511-59	06/98	258.546	259.418	261.828	265.802	263.123
Cottage cheese (including bakers', pot, and farmers' cheese).....		311511-7	12/82	315.807	315.160	313.911	317.389	312.311
Other packaged milk products incl. flavored milks, eggnog, buttermilk etc.....		311511-9	12/91	278.778	274.157	273.554	278.754	277.634
Secondary products and miscellaneous receipts.....		311511-SM						
Miscellaneous receipts.....		311511-M	12/82	454.321	449.855	460.269	463.136	460.807
Secondary products.....		311511-S	12/82	254.207	254.127	258.455	261.153	264.049
Creamery butter manufacturing.....	311512		06/84	211.877	225.912	227.083	206.690	198.323
Primary products.....		311512-P	06/84	208.599	222.418	223.570	203.493	195.254
Creamery butter.....		311512-0	06/84	208.599	222.418	223.570	203.493	195.254
Cheese manufacturing.....	311513		06/81	216.409	216.349	221.741	221.494	221.948
Primary products.....		311513-P	06/81	196.664	195.564	201.588	200.552	201.750
Raw liquid whey.....		311513-A	12/04	304.141	301.865	300.854	257.433	239.692
Natural cheese (cheddar, Swiss, Italian, brick, cream, grated, dried etc.) excl. cottage cheese.....		311513-1	06/81	184.415	183.058	188.399	187.746	190.009
Natural cheese, except lowfat, shipped in consumer packages or containers (3 lbs. or less).....		311513-1111	12/04	143.567	144.224	144.083	143.686	143.851
Natural cheese, except lowfat, shipped in packages or containers (more than 3 lbs.) or bulk.....		311513-1121	12/04	125.029	122.938	129.335	128.870	131.389
Lowfat natural cheese, except cottage cheese, shipped in consumer packages (3 lbs. or less).....		311513-1131	06/10	111.630	113.061	113.189	113.224	113.226
Lowfat natural cheese, except cottage cheese, shipped in packages (more than 3 lbs.) or in bulk.....		311513-1141	06/10	137.655	133.579	144.215	142.583	147.526
Process cheese and related products.....		311513-4	06/81	202.808	201.686	210.040	207.571	203.703
Process cheese, shipped in consumer packages or containers (3 lbs. or less).....		311513-41	06/10	132.163	133.422	138.779	135.837	133.296
All other process cheese and related products.....		311513-49	06/10	152.486	149.877	156.235	155.562	152.672
Process cheese, shipped in packages or containers (more than 3 lbs.) or in bulk.....		311513-4921	06/10	156.576	147.156	144.392	153.947	152.868
Cheese food, spread, and other related products.....		311513-4961	12/11	116.460	121.011	134.887	124.428	120.388
Secondary products and miscellaneous receipts.....		311513-SM						
Miscellaneous receipts.....		311513-M	06/81	253.486	252.671	256.545	258.499	253.719
Secondary products.....		311513-S	06/81	274.520	284.792	281.348	287.763	282.076
Dry, condensed, and evaporated dairy products.....	311514		12/83	239.917	237.456	230.055	228.290	226.365
Primary products.....		311514-P	12/83	264.966	259.259	246.677	245.847	243.744
Ice cream mixes and related products.....		311514-A	04/00	160.721	158.797	158.847	158.257	155.468
Dairy product substitutes.....		311514-D	06/92	178.454	178.403	178.397	185.733	185.729
Dry milk products and mixtures.....		311514-1	12/83	243.455	236.407	216.131	213.551	212.175
Milk products, shipped in consumer-type cans, excluding substitutes.....		311514-5	12/83	325.997	324.761	325.992	326.702	321.103
Concentrated milk products shipped in bulk (barrels, drums, and tanks).....		311514-7	12/83	206.372	192.033	189.966	179.237	179.440
Secondary products and miscellaneous receipts.....		311514-SM						

See footnotes at end of table.

Table 11. Producer price indexes for net output of selected industries and their products, not seasonally adjusted — Continued
 [December 2022]

Title ¹	Industry code	Product code	Index base	Unadjusted index ²				
				Aug. 2022	Sept. 2022 ^P	Oct. 2022 ^P	Nov. 2022 ^P	Dec. 2022 ^P
Dry, condensed, and evaporated dairy products - Continued								
Secondary products.....		311514-S	12/83	150.394	154.556	158.329	155.088	153.837
Ice cream and frozen dessert mfg.....	31152		12/03	169.470	170.188	170.486	171.049	170.945
Ice cream and frozen dessert manufacturing.....	311520		06/83	272.303	273.457	273.935	274.839	274.673
Primary products.....		311520-P	06/83	274.570	275.935	276.500	277.569	277.373
Ice cream and frozen dessert manufacturing.....		311520-0	06/83	274.570	275.935	276.500	277.569	277.373
Ice cream, incl. custards (excl. lowfat and nonfat) shipped in bulk (containers 3 gal or more).....		311520-01	06/83	286.042	286.042	285.726	285.726	285.726
Ice cream, incl. custards (excl. lowfat and nonfat) shipped in sizes less than 3 gallons.....		311520-02	06/83	271.816	273.677	274.232	276.529	276.529
Ice cream, including custards (excluding lowfat and nonfat), novelty forms.....		311520-03	06/92	208.223	209.563	210.663	210.838	210.179
Ice cream, including custards, lowfat and nonfat.....		311520-04	12/98	158.802	158.802	158.802	158.802	158.802
Other frozen desserts (yogurt, sherbet, water ices, mellorine, frozen pudding, gelato, etc.).....		311520-05	12/98	204.813	205.424	205.424	205.500	205.553
Secondary products and miscellaneous receipts.....		311520-SM						
Miscellaneous receipts.....		311520-M	06/83	301.347	301.347	301.347	301.347	301.347
Animal slaughtering & processing.....	31161		12/84	236.559	229.184	220.665	223.168	216.557
Animal, except poultry, slaughtering.....	311611		12/80	234.779	229.117	223.014	227.500	227.991
Primary products.....		311611-P	12/80	230.265	224.259	217.959	222.681	223.087
Pork, fresh/frozen, unprocessed, all cuts, except sausage, made in slaughtering plants.....		311611-A	12/80	150.809	146.375	146.075	146.315	141.128
Pork, processed or cured, not canned or made into sausage, made in slaughtering plants.....		311611-G	12/80	214.949	261.082	256.496	248.138	255.502
Fresh and processed sausage, deli, and cooked meats, made in slaughtering plants.....		311611-J	12/80	326.781	328.022	326.174	333.776	323.397
Hides, skins, and pelts, made in slaughtering plants.....		311611-Q	12/80	97.990	98.782	102.517	94.456	94.053
Miscellaneous byproducts of slaughtering plants.....		311611-R	12/80	673.108	667.261	682.087	700.359	661.736
Beef, fresh or frozen, not canned or made into sausage, made in slaughtering plants.....		311611-1	12/80	245.373	234.560	223.727	230.297	234.940
Beef, fresh/frozen whole/half carcass, not canned or made into sausage, misp.....		311611-10	12/80	252.226	237.904	240.036	273.401	241.861
Beef, fresh/frozen variety meats, not canned or made into sausage, made in slaughtering plants.....		311611-16	12/80	250.734	257.862	257.971	270.464	261.803
Beef, fresh/frozen, primal and subprimal cuts, made in slaughtering plants.....		311611-17	12/95	218.875	208.651	197.820	202.023	208.653
Lamb/mutton, fresh or frozen, not canned or made into sausage, made in slaughtering plants.....		311611-7	12/95	199.439	197.571	197.571	351.086	350.410
Secondary products and miscellaneous receipts.....		311611-SM						
Miscellaneous receipts.....		311611-M	06/01	449.352	-	-	-	-
Secondary products.....		311611-S	12/80	203.759	209.810	210.272	206.788	210.234
Meat processed from carcasses.....	311612		12/82	233.590	233.777	233.099	231.409	229.383
Primary products.....		311612-P	12/82	227.416	227.495	226.761	224.953	222.862
Other processed, frozen, or cooked meats, made from purchased carcasses.....		311612-A	12/82	218.059	217.519	214.841	213.065	212.282
Boxed meat (beef, pork, lamb, etc.), made from purchased carcasses.....		311612-A1	06/08	129.047	131.721	133.953	132.921	133.308
Frozen ground meat patties and other processed, frozen, or cooked meats, mfpc.....		311612-A5	09/16	131.197	129.508	126.158	125.081	124.222
Pork, processed or cured, not canned or made into sausage, mfpc.....		311612-1	12/82	192.364	191.289	194.643	190.883	188.368
Pork, sweet-pickled, dry-cured, or dry salt, not canned or made into sausage, mfpc.....		311612-11	09/16	127.325	127.989	127.629	126.984	126.956
Smoked hams and picnics, excluding canned, made from purchased carcasses.....		311612-12	06/08	158.136	150.860	163.133	164.490	165.153
Smoked slab bacon, made from purchased carcasses.....		311612-13	09/16	173.631	172.363	165.498	161.301	156.362
Smoked sliced bacon, made from purchased carcasses.....		311612-14	06/08	191.838	193.605	191.971	180.176	173.502
Other smoked pork, not canned or made into sausage, made from purchased carcasses.....		311612-15	06/08	161.796	165.748	166.741	166.547	165.145
Boiled ham, barbecue pork, and other cooked pork, except canned meats and sausage, mfpc.....		311612-16	06/08	140.619	147.718	144.150	147.447	147.892
Sausage and similar products, excluding canned, made from purchased carcasses.....		311612-4	12/82	262.291	260.217	255.282	255.093	250.538
Fresh sausage (pork sausage, breakfast links, etc.), excluding canned, mfpc.....		311612-41	12/82	329.856	326.265	316.129	315.753	302.427
Dry or semidry sausage (salami, cervelat, pepperoni, summer sausage, pork roll, etc), mfpc.....		311612-42	12/82	247.838	246.088	240.076	239.314	235.708
Frankfurters, including wieners, excluding canned, made from purchased carcasses.....		311612-43	12/82	276.093	275.053	272.161	272.190	271.226
Other sausage (smoked or cooked) & jellied goods & similar preparations, excluding canned, mfpc.....		311612-44	12/82	216.962	215.134	215.319	216.014	215.976
Secondary products and miscellaneous receipts.....		311612-SM						
Secondary products.....		311612-S	12/82	244.959	247.412	247.920	248.816	247.314
Rendering and meat byproduct processing.....	311613		12/82	402.774	405.378	387.679	383.353	384.787
Primary products.....		311613-P	12/82	387.215	388.072	370.871	367.283	369.615
Lard, inedible tallow, and other greases, excluding wool grease.....		311613-2	12/82	540.426	542.359	550.548	553.369	529.961
Animal and marine feed and fertilizer byproducts.....		311613-5	12/82	286.063	286.448	262.926	257.646	268.324
Meat and bone meal.....		311613-51	12/82	244.617	223.285	197.633	203.809	214.517

See footnotes at end of table.

Table 11. Producer price indexes for net output of selected industries and their products, not seasonally adjusted — Continued
 [December 2022]

Title ¹	Industry code	Product code	Index base	Unadjusted index ²				
				Aug. 2022	Sept. 2022 ^P	Oct. 2022 ^P	Nov. 2022 ^P	Dec. 2022 ^P
Rendering and meat byproduct processing - Continued								
Animal and marine feed and fertilizer byproducts, except meat and bone meal...		311613-52	12/82	347.352	370.515	347.757	330.144	341.458
Secondary products and miscellaneous receipts.....		311613-SM						
Poultry processing.....	311615		12/81	241.620	225.624	208.237	211.529	191.301
Primary products.....		311615-P	12/81	247.587	230.933	212.813	216.317	195.258
Processed poultry and small game (except soups), containing 20 percent or more poultry or meat.....		311615-D	12/81	215.831	183.404	160.611	179.521	131.625
Young chickens, including bulk, chilled, frozen, whole, and in parts.....		311615-1	12/81	255.428	245.728	225.329	217.384	212.145
Turkeys (including frozen, whole, and parts).....		311615-7	12/81	310.539	313.126	316.986	317.108	316.010
Other poultry and small game (including frozen), whole, and parts.....		311615-9	12/90	285.973	286.128	284.827	305.383	306.421
Secondary products and miscellaneous receipts.....		311615-SM						
Secondary products.....		311615-S	12/81	43.915	44.047	44.688	42.461	42.593
Seafood product preparation & packaging.....	3117		12/03	191.753	193.022	193.271	192.340	191.341
Seafood product preparation and packaging.....	31171		12/03	191.753	193.022	193.271	192.340	191.341
Seafood product preparation and packaging.....	311710		12/11	134.235	135.124	135.300	134.647	133.947
Primary products.....		311710-P	12/11	134.016	135.026	135.289	134.590	133.799
Seafood canning.....		311710-1	12/84	261.517	268.106	268.106	268.106	268.106
Fresh and frozen seafood processing.....		311710-2	12/82	312.393	313.818	314.536	312.631	310.476
Prepared fresh fish/seafood, inc. surimi/surimi-based products.....		311710-21	12/82	420.220	431.331	429.483	428.174	431.207
Prepared frozen fish.....		311710-22	12/82	337.785	338.823	333.879	337.375	329.124
Prepared frozen shellfish.....		311710-23	12/96	195.804	193.625	197.883	194.205	192.701
Other prepared fresh and frozen seafood.....		311710-24	12/96	174.812	175.015	180.800	172.974	178.595
Secondary products and miscellaneous receipts.....		311710-SM						
Miscellaneous receipts.....		311710-M	12/82	255.551	250.993	248.149	247.717	249.564
Bakeries & tortilla mfg.....	3118		12/03	177.890	180.411	181.525	183.745	183.684
Bread & bakery product mfg.....	31181		12/03	188.989	190.473	191.507	194.468	194.702
Retail bakeries.....	311811		12/03	217.808	218.200	220.418	220.418	221.832
Primary products.....		311811-P	12/99	238.573	239.013	241.498	241.498	243.082
Retail bakery products.....		311811-0	12/99	238.573	239.013	241.498	241.498	243.082
Secondary products and miscellaneous receipts.....		311811-SM						
Miscellaneous receipts.....		311811-M	06/07	233.884	233.884	233.884	233.884	233.884
Commercial bakeries.....	311812		06/80	423.714	428.275	429.925	438.644	438.903
Primary products.....		311812-P	06/80	417.873	422.195	422.679	432.634	433.038
Bread (white, wheat, rye, etc.), including frozen.....		311812-1	06/80	424.894	429.879	426.871	431.275	435.935
White pan bread.....		311812-15	12/11	136.713	138.572	137.458	138.240	138.812
White hearth bread (French, Italian, etc.).....		311812-16	12/11	139.115	140.485	139.973	141.237	141.396
Dark wheat breads (whole wheat, cracked wheat, multigrain, etc.).....		311812-17	12/11	133.033	133.793	132.608	133.409	135.262
Other variety breads (rye, unleavened, raisin, potato, self-rising, salt-free, canned, etc.).....		311812-18	12/11	121.415	123.155	122.516	125.574	129.133
Rolls, bread-type (including muffins, bagels, and croissants), including frozen.....		311812-5	06/80	387.490	393.680	393.696	417.606	413.231
Rolls, hamburger and wiener.....		311812-51	12/11	123.938	127.240	126.462	137.501	138.267
All other rolls, bread-type (incl. muffins, bagels, and croissants).....		311812-59	12/11	140.696	141.435	142.334	147.145	143.085
Soft cakes, excluding frozen.....		311812-7	06/80	468.792	469.948	470.752	466.984	465.099
Other sweet goods, excluding frozen.....		311812-9	06/80	415.541	415.100	430.383	434.270	433.784
Secondary products and miscellaneous receipts.....		311812-SM						
Miscellaneous receipts.....		311812-M	06/80	495.609	495.609	506.649	510.980	508.814
Secondary products.....		311812-S	06/80	397.488	408.327	418.495	412.606	412.738
Frozen cakes and other pastries manufacturing.....	311813		06/91	226.675	225.795	228.257	228.211	228.412
Primary products.....		311813-P	12/82	327.380	325.825	328.745	328.479	328.759
Frozen cakes, pies, and other pastries.....		311813-0	12/82	327.380	325.825	328.745	328.479	328.759
Secondary products and miscellaneous receipts.....		311813-SM						
Secondary products.....		311813-S	06/91	180.246	180.694	186.011	186.892	187.133
Cookie, cracker & pasta mfg.....	31182		12/03	161.796	165.470	166.358	167.171	166.663
Cookie and cracker manufacturing.....	311821		06/83	255.398	256.250	256.519	256.519	256.519
Primary products.....		311821-P	06/83	254.463	254.913	254.913	254.913	254.913
Crackers, biscuits, and related products.....		311821-2	06/83	251.596	251.596	251.596	251.596	251.596
Crackers, biscuits, and related products.....		311821-24	01/12	101.181	101.181	101.181	101.181	101.181
Cookies, wafers, and ice cream cones and cups (excluding frozen).....		311821-4	06/83	255.209	255.985	255.985	255.985	255.985
Secondary products and miscellaneous receipts.....		311821-SM						
Secondary products.....		311821-S	06/83	255.248	262.871	267.456	267.456	267.456
Dry pasta, dough, and flour mixes manufacturing from purchased flour.....	311824		06/85	249.081	258.486	260.713	262.934	261.547
Primary products.....		311824-P	12/11	131.659	136.722	138.669	138.523	138.480
Prepared flour mixes (incl refrigerated & frozen doughs & batters) made from purchased flour.....		311824-1	06/85	232.926	244.790	246.612	247.877	247.767
Flour mixes (refrigerated & frozen doughs & batters), ex cake mixes, made from purchased flour.....		311824-12	06/85	230.591	241.776	243.724	245.077	244.960

See footnotes at end of table.

Table 11. Producer price indexes for net output of selected industries and their products, not seasonally adjusted — Continued
 [December 2022]

Title ¹	Industry code	Product code	Index base	Unadjusted index ²				
				Aug. 2022	Sept. 2022 ^P	Oct. 2022 ^P	Nov. 2022 ^P	Dec. 2022 ^P
Dry pasta, dough, and flour mixes manufacturing from purchased flour - Continued								
Dry macaroni, spaghetti and egg noodle products (excluding canned or frozen) . . .		311824-3	06/85	278.069	281.168	289.519	285.227	285.227
Secondary products and miscellaneous receipts.....		311824-SM						
Secondary products.....		311824-S	06/85	329.825	330.448	328.741	331.936	331.936
Tortilla mfg.....	31183		12/03	158.017	162.996	166.357	170.117	170.117
Tortilla manufacturing.....	311830		12/03	158.018	162.998	166.359	170.119	170.119
Primary products.....		311830-P	06/91	192.075	198.639	203.216	208.753	208.753
Tortillas, sold in bulk or packages, excluding frozen or canned.....		311830-0	06/91	192.075	198.639	203.216	208.753	208.753
Secondary products and miscellaneous receipts.....		311830-SM						
Miscellaneous receipts.....		311830-M	12/03	126.007	131.738	133.948	133.948	133.948
Secondary products.....		311830-S	12/03	171.765	173.775	174.977	175.035	175.035
Other food manufacturing.....	3119		12/03	174.325	176.237	181.400	183.183	185.095
Snack food mfg.....	31191		12/03	172.328	173.240	174.714	176.457	175.762
Roasted nuts and peanut butter manufacturing.....	311911		12/03	153.916	154.930	154.869	154.184	152.321
Primary products.....		311911-P	12/03	153.756	154.356	154.291	153.562	151.642
Nuts and seeds (salted, roasted, cooked, or blanched).....		311911-1	06/91	195.375	196.432	196.365	195.456	192.752
Nuts (salted, roasted, cooked, or blanched), sold in bulk.....		311911-11	06/91	167.118	167.966	165.610	163.756	158.046
Canned nuts (salted, roasted, cooked, or blanched).....		311911-12	06/91	153.197	153.626	155.149	159.285	154.719
All other packaged nuts, including all types of seeds (salted, roasted, cooked, or blanched).....		311911-13	06/91	259.691	261.609	262.850	257.742	261.363
Peanut butter.....		311911-4	12/85	232.629	231.551	231.345	230.131	229.010
Secondary products and miscellaneous receipts.....		311911-SM						
Secondary products.....		311911-S	06/91	147.761	157.792	157.792	157.822	157.242
Other snack food manufacturing.....	311919		06/91	227.028	228.094	230.934	234.691	234.585
Primary products.....		311919-P	12/85	257.522	258.852	262.391	267.074	266.941
Potato chips and sticks, plain and flavored.....		311919-1	12/85	238.204	241.225	247.759	252.166	251.836
Corn chips and related products.....		311919-4	12/85	259.397	259.713	262.291	270.565	270.565
Other chips, sticks (hard pretzels, bacon rinds, popcorn (except candied), etc.)....		311919-7	12/03	183.371	183.371	183.371	183.381	183.381
Secondary products and miscellaneous receipts.....		311919-SM						
Coffee & tea mfg.....	31192		12/03	167.709	173.077	174.652	175.683	176.263
Coffee and tea manufacturing.....	311920		06/81	234.508	242.016	244.219	245.661	246.471
Primary products.....		311920-P	06/81	220.330	227.987	230.233	231.704	232.531
Roasted coffee.....		311920-1	06/81	232.612	242.283	244.711	246.444	247.488
Coffee, concentrated, including coffee substitutes.....		311920-5	06/81	206.380	206.380	206.380	206.380	206.380
Tea in consumer packages.....		311920-7	12/85	160.755	160.755	162.755	163.361	163.361
Secondary products and miscellaneous receipts.....		311920-SM						
Miscellaneous receipts.....		311920-M	12/00	220.466	220.466	220.466	220.466	220.466
Flavoring syrup & concentrate mfg.....	31193		12/03	154.865	154.976	156.332	156.332	156.196
Flavoring syrup and concentrate manufacturing.....	311930		12/85	229.764	229.929	231.940	231.940	231.738
Primary products.....		311930-P	12/85	239.201	239.201	241.540	241.540	241.829
Liquid beverage bases, excluding use by soft drink bottlers.....		311930-1	12/85	304.533	304.533	304.533	304.533	310.091
Soft drink flavoring syrup, sold in bulk.....		311930-6	05/15	129.007	129.007	129.007	129.007	129.007
Other flavoring agents (except chocolate syrups).....		311930-8	12/85	156.018	156.018	157.810	157.810	157.810
Secondary products and miscellaneous receipts.....		311930-SM						
Secondary products.....		311930-S	06/07	160.563	160.563	160.563	160.564	157.012
Seasoning & dressing mfg.....	31194		12/03	180.912	184.621	185.652	186.835	187.418
Mayonnaise, dressing, and sauce manufacturing.....	311941		12/03	164.882	172.086	173.258	175.427	175.458
Primary products.....		311941-P	06/81	298.362	313.225	315.106	316.102	316.102
Vinegar and cider.....		311941-1	12/85	177.232	177.232	177.232	177.232	177.232
Prepared sauces, excluding tomato-based sauces and sauces comprised of 20 percent or more meat.....		311941-4	06/81	232.879	242.223	247.141	248.713	248.713
Mayonnaise, salad dressings, and sandwich spreads.....		311941-7	06/81	316.816	335.434	335.434	336.085	336.085
Spoon-type salad dressing incl. mayonnaise, sandwich spreads, refrigerated dressings, semisolid.....		311941-75	06/07	174.651	178.675	178.675	179.352	179.352
Pourable-type salad dressing (reduced calorie, cheese, vinegar and oil, etc.)....		311941-76	06/07	147.325	161.920	161.920	161.920	161.920
Secondary products and miscellaneous receipts.....		311941-SM						
Miscellaneous receipts.....		311941-M	06/94	147.282	147.282	147.282	147.282	147.282
Secondary products.....		311941-S	06/81	246.743	251.682	254.703	270.606	270.892
Spice and extract manufacturing.....	311942		12/03	190.396	190.529	191.385	191.548	192.655
Primary products.....		311942-P	12/03	192.417	192.563	193.339	193.500	194.729
Table salt (evaporated), pepper (white and black), and other spices.....		311942-1	06/85	263.270	262.753	263.221	264.136	267.832
Pepper and other spices in commercial sizes (1 lb or more).....		311942-16	05/17	108.980	110.346	109.846	111.074	115.160
Flavoring extracts, emulsions, liquid flavors, and food colorings.....		311942-6	12/85	355.638	355.638	355.638	355.638	355.638
Dry mix food preparations.....		311942-7	06/91	160.100	160.794	162.826	162.826	164.520
Secondary products and miscellaneous receipts.....		311942-SM						

See footnotes at end of table.

Table 11. Producer price indexes for net output of selected industries and their products, not seasonally adjusted — Continued
 [December 2022]

Title ¹	Industry code	Product code	Index base	Unadjusted index ²				
				Aug. 2022	Sept. 2022 ^P	Oct. 2022 ^P	Nov. 2022 ^P	Dec. 2022 ^P
Spice and extract manufacturing - Continued								
All other food mfg.	31199		12/03	183.656	184.366	201.471	204.988	213.063
Perishable prepared food manufacturing.	311991		12/03	141.598	144.173	155.825	164.957	168.444
Primary products.		311991-P	12/85	201.565	205.199	223.171	237.165	242.537
Perishable prepared foods.		311991-0	12/85	201.565	205.199	223.171	237.165	242.537
Secondary products and miscellaneous receipts.		311991-SM						
Miscellaneous receipts.		311991-M	12/03	224.394	224.964	225.535	225.711	226.984
All other miscellaneous food manufacturing.	311999		12/03	220.088	218.941	241.001	238.948	251.328
Primary products.		311999-P	12/03	218.504	216.519	241.334	239.533	253.160
All other miscellaneous manufactured foods.		311999-0	12/03	218.504	216.519	241.334	239.533	253.160
Secondary products and miscellaneous receipts.		311999-SM						
Beverage & tobacco mfg.	312		12/03	186.066	187.819	188.220	190.520	189.973
Beverage mfg.	3121		12/84	222.509	224.980	225.709	227.591	226.557
Soft drink & ice mfg.	31211		12/03	171.655	175.111	174.719	174.985	173.485
Soft drink manufacturing.	312111		06/81	285.130	291.249	290.161	290.605	287.200
Primary products.		312111-P	06/81	294.659	301.307	299.240	300.146	295.360
Soft drinks, non-carbonated.		312111-A	12/00	182.637	188.921	186.071	186.507	176.641
Soft drinks, non-carbonated, all other types.		312111-A3	06/07	122.134	127.103	128.490	129.585	129.546
Soft drinks, non-carbonated, fruit drinks, cocktails, ades.		312111-A4	12/11	146.194	150.466	144.920	144.473	130.072
Soft drinks, bottled, canned, glass, plastic, carbonated.		312111-2	12/11	153.548	156.185	155.708	156.227	156.369
Secondary products and miscellaneous receipts.		312111-SM						
Miscellaneous receipts.		312111-M	06/81	209.577	213.878	219.584	216.619	221.365
Secondary products.		312111-S	06/81	309.129	310.543	309.657	310.532	310.957
Bottled water manufacturing.	312112		12/03	108.921	110.104	110.224	110.233	111.395
Primary products.		312112-P	12/03	107.429	108.642	108.767	108.776	109.982
Bottled water.		312112-0	12/00	105.481	106.671	106.794	106.803	107.987
Secondary products and miscellaneous receipts.		312112-SM						
Miscellaneous receipts.		312112-M	12/03	114.266	114.457	114.457	114.457	-
Secondary products.		312112-S2	09/18	136.903	137.971	137.752	137.692	137.681
Ice manufacturing.	312113		12/85	264.304	264.304	283.202	286.252	301.279
Primary products.		312113-P	12/85	253.221	253.221	271.862	274.871	289.694
Ice, manufactured (cubed, crushed, etc.), including can or block.		312113-0	12/03	169.641	169.641	182.130	184.145	194.076
Secondary products and miscellaneous receipts.		312113-SM						
Miscellaneous receipts.		312113-M	08/98	165.908	166.476	167.044	167.044	167.044
Breweries.	31212		12/03	150.455	150.532	151.878	152.711	152.687
Breweries.	312120		06/82	225.700	225.815	227.835	229.085	229.049
Primary products.		312120-P	06/82	223.837	223.921	226.433	227.678	227.641
Canned beer and ale case goods.		312120-1	06/82	234.376	234.129	236.712	238.162	237.996
Bottled beer and ale case goods.		312120-5	06/82	194.827	195.137	197.714	198.827	199.051
Beer and ale in barrels and kegs.		312120-7	06/82	310.077	310.618	311.523	312.138	311.755
All other malt beverages and brewing products.		312120-9	06/82	172.941	175.273	179.030	179.280	177.523
Secondary products and miscellaneous receipts.		312120-SM						
Miscellaneous receipts.		312120-M	12/02	172.467	173.554	158.001	158.001	158.001
Wineries.	31213		12/03	135.925	135.893	137.731	143.484	143.484
Wineries.	312130		12/83	188.887	188.842	191.396	199.388	199.388
Primary products.		312130-P	12/83	193.411	193.664	196.452	205.179	205.179
Wines, brandy, and brandy spirits.		312130-0	12/98	138.106	138.287	140.278	146.509	146.509
Wines, white, red & rose grape, and other fruit, 14 percent or less alcohol.		312130-08	12/11	112.156	112.359	114.596	114.597	114.597
Wines, white grape, 14 percent or less alcohol content.		312130-0811	12/83	160.788	160.788	168.096	168.096	168.096
Wines, red grape, 14 percent or less alcohol content.		312130-0821	12/83	217.414	217.414	217.410	217.414	217.414
Wines, rose grape & other fruits & berries, 14 percent or less alcohol.		312130-0831	12/11	140.100	142.935	142.935	142.935	142.935
Wines, dessert, effervescent, and wine coolers.		312130-09	12/11	119.698	119.698	119.698	121.012	121.012
Wines, effervescent, including sparkling (carbonated), wine coolers.		312130-0921	12/11	121.133	121.133	121.133	122.774	122.774
Other wines, brandy, and brandy spirits.		312130-0B	06/06	133.826	133.826	133.826	161.222	161.222
Secondary products and miscellaneous receipts.		312130-SM						
Miscellaneous receipts.		312130-M	12/91	155.669	152.009	152.009	152.009	152.009
Distilleries.	31214		12/03	108.644	109.322	109.675	110.291	110.291
Distilleries.	312140		06/83	178.807	179.924	180.506	181.519	181.519
Primary products.		312140-P	06/83	173.873	175.005	175.594	176.621	176.621
Distilled liquor, excluding brandy.		312140-2	07/98	80.576	81.669	82.239	83.233	83.233
Distilled whiskey, all other distilled liquor, excluding brandy.		312140-22	12/11	129.163	129.163	129.163	129.509	129.509
Bottled liquor, excluding brandy.		312140-5	06/83	199.236	199.242	199.242	199.242	199.242
Bottled whiskey.		312140-5B	06/12	101.919	101.922	101.922	101.922	101.922
Bottled gin, vodka, rum, cordials, cocktails, and similiar compounds.		312140-5C	06/12	104.379	104.383	104.383	104.383	104.383

See footnotes at end of table.

Table 11. Producer price indexes for net output of selected industries and their products, not seasonally adjusted — Continued
 [December 2022]

Title ¹	Industry code	Product code	Index base	Unadjusted index ²				
				Aug. 2022	Sept. 2022 ^P	Oct. 2022 ^P	Nov. 2022 ^P	Dec. 2022 ^P
Distilleries - Continued								
Secondary products and miscellaneous receipts.....		312140-SM						
Miscellaneous receipts.....		312140-M	08/83	183.324	183.324	183.324	183.324	183.324
Tobacco mfg.....	3122		12/84	987.508	993.908	994.100	1,013.028	1,013.076
Tobacco manufacturing.....	31223		12/82	1,081.159	1,088.166	1,088.376	1,109.100	1,109.152
Tobacco manufacturing.....	312230		12/11	180.156	181.324	181.359	184.812	184.821
Primary products.....		312230-P	12/11	184.839	186.064	186.101	189.722	189.731
Tobacco stemming and redrying.....		312230-0	06/84	115.677	115.677	116.873	119.959	119.959
Tobacco, unstemmed leaf, redried before packing.....		312230-01	12/03	117.969	117.969	118.319	124.353	124.353
Tobacco, stemmed.....		312230-04	06/84	105.065	105.065	106.995	106.995	106.995
Cigarettes, excluding electronic.....		312230-1	12/82	1,186.134	1,195.105	1,195.104	1,220.062	1,220.062
Other tobacco products.....		312230-9	12/03	222.445	222.927	222.927	225.250	225.326
Cigars.....		312230-91	12/82	613.250	613.250	613.250	613.250	613.250
Chewing and smoking tobacco.....		312230-94	12/82	921.043	921.060	921.060	932.836	933.217
Secondary products and miscellaneous receipts.....		312230-SM						
Textile mills.....	313		12/03	177.173	176.267	174.879	174.607	174.039
Fiber, yarn, and thread mills.....	3131		12/84	200.772	194.856	187.686	184.849	186.343
Fiber, yarn, and thread mills.....	31311		12/84	200.772	194.856	187.686	184.849	186.343
Fiber, yarn, and thread mills.....	313110		12/11	139.776	135.657	130.665	128.690	129.731
Primary products.....		313110-P	12/11	139.700	135.584	130.594	128.620	129.660
Spun yarns.....		313110-4	12/82	195.470	187.267	175.444	171.539	173.637
Spun cotton yarns.....		313110-42	05/22	102.057	98.680	91.819	88.564	87.401
Rayon, acetate, and lyocell spun yarns.....		313110-45	12/82	185.680	185.680	184.842	184.842	184.842
Noncellulosic fiber and other natural fiber (excluding cotton and wool) spun yarns.....		313110-47	12/96	187.185	176.331	165.957	165.271	173.284
Textured and twisted yarns.....		313110-6	12/82	220.453	217.835	217.895	216.589	217.206
Fabric mills.....	3132		12/03	162.701	162.864	162.530	163.192	163.233
Broadwoven fabric mills.....	31321		12/03	158.321	158.721	158.228	158.068	157.628
Broadwoven fabric mills.....	313210		12/03	158.272	158.672	158.180	158.020	157.580
Primary products.....		313210-P	12/03	157.096	157.517	156.998	156.665	156.201
Fabricated textile products, made in weaving mills.....		313210-W	12/06	151.067	151.067	145.933	145.935	145.935
Cotton broadwoven fabrics.....		313210-4	09/21	114.734	116.456	114.660	113.350	111.119
Manmade, silk, and other natural fiber (excluding cotton and wool) broadwoven fabrics.....		313210-8	09/21	109.760	109.734	109.797	109.805	109.925
Greige manmade, silk, and other natural fiber (exc cotton/wool) broadwoven fabrics.....		313210-81	06/11	119.662	119.442	119.564	119.475	119.593
Finished manmade, silk, & natural fiber (exc cotton/wool) broadwoven, finished in weaving mills.....		313210-83	06/81	184.285	184.835	184.779	185.093	185.334
Secondary products and miscellaneous receipts.....		313210-SM						
Narrow fabric mills and schiffli embroidery.....	31322		06/84	236.485	239.383	241.342	241.334	241.426
Narrow fabric mills and schiffli embroidery.....	313220		06/84	239.732	242.678	244.677	244.669	244.759
Primary products.....		313220-P	06/84	240.952	244.314	246.911	246.902	246.902
Woven narrow fabrics (12 inches or less in width).....		313220-2	06/84	233.985	234.019	233.990	233.990	233.990
Braided narrow fabrics (12 inches or less in width).....		313220-4	06/84	343.829	357.712	368.587	368.548	368.548
Secondary products and miscellaneous receipts.....		313220-SM						
Secondary products.....		313220-S	06/84	281.548	281.919	281.919	281.919	283.538
Nonwoven fabric mills.....	31323		12/03	155.532	155.179	154.301	155.584	155.623
Nonwoven fabric mills.....	313230		12/85	185.735	185.313	184.265	185.797	185.844
Primary products.....		313230-P	12/85	191.499	191.024	189.843	191.569	191.618
Nonwoven fabrics.....		313230-1	12/85	194.048	193.822	192.399	194.295	194.426
Pressed, punched, or needled felts, excluding hats.....		313230-5	12/85	170.603	170.885	171.044	174.955	173.310
Secondary products and miscellaneous receipts.....		313230-SM						
Knit fabric mills.....	31324		12/03	162.036	162.830	164.504	164.355	165.562
Knit fabric mills.....	313240		12/11	136.271	136.938	138.347	138.221	139.237
Primary products.....		313240-P	12/11	132.862	133.359	134.943	134.802	135.994
Weft (circular) knit fabrics.....		313240-2	06/81	158.240	158.602	162.327	162.334	162.378
Weft (circular) knit fabrics, greige goods (excl uding hosiery).....		313240-21	06/81	164.312	164.312	164.312	164.312	164.312
Weft (circular) knit fabrics, knit and finished in the same establishment (excl hosiery).....		313240-23	12/94	155.719	156.288	162.128	162.139	162.208
Other knit fabrics and laces.....		313240-4	06/81	175.182	176.097	176.097	175.713	178.847
Warp knit fabrics, greige goods (excluding hosiery).....		313240-41	06/81	233.069	232.828	232.828	231.240	231.240
Warp knit fabrics, knit and finished in same establishment.....		313240-43	12/03	141.276	142.389	142.389	142.389	145.968
Secondary products and miscellaneous receipts.....		313240-SM1						
Textile and fabric finishing mills.....	3133		12/03	193.937	194.785	195.791	195.603	192.058

See footnotes at end of table.

Table 11. Producer price indexes for net output of selected industries and their products, not seasonally adjusted — Continued
 [December 2022]

Title ¹	Industry code	Product code	Index base	Unadjusted index ²				
				Aug. 2022	Sept. 2022 ^P	Oct. 2022 ^P	Nov. 2022 ^P	Dec. 2022 ^P
Textile and fabric finishing mills - Continued								
Textile and fabric finishing mills.....	31331		12/03	199.030	200.177	201.237	200.808	195.954
Textile and fabric finishing mills.....	313310		12/11	157.093	157.998	158.834	158.496	154.665
Primary products.....		313310-P	12/11	159.054	160.018	160.908	160.548	156.468
Textile and fabric finishing, except broadwoven.....		313310-B	12/03	174.146	180.576	184.974	184.420	183.291
Finished broadwoven fabrics, finished in finishing mills.....		313310-4	12/03	219.104	216.480	215.191	214.811	206.736
Commission finishing of cotton broadwoven fabrics.....		313310-43	06/84	294.429	294.814	295.274	295.274	295.274
Other finished broadwoven fabrics (excl. cotton and wool), finished in finishing mills.....		313310-45	06/84	344.427	336.954	333.217	332.197	310.493
Other commission finishing of broadwoven fabrics (excl. cotton & wool).....		313310-47	06/84	284.126	284.749	284.967	284.967	284.967
Secondary products and miscellaneous receipts.....		313310-SM						
Fabric coating mills.....	31332		12/03	189.153	189.293	190.211	190.612	190.170
Fabric coating mills.....	313320		06/85	267.108	267.306	268.603	269.168	268.544
Primary products.....		313320-P	06/85	260.406	260.617	261.984	262.468	261.816
Vinyl coated fabrics, including expanded vinyl coated.....		313320-1	06/85	263.263	263.133	264.915	263.724	263.709
Rubber coated fabrics, garment and footwear.....		313320-4	12/03	206.050	206.051	208.782	208.782	208.782
Coated or laminated fabrics and coated yarns, incl. impregnated fabrics.....		313320-5	06/06	153.546	153.780	154.244	155.004	154.383
Secondary products and miscellaneous receipts.....		313320-SM						
Secondary products.....		313320-S	06/85	208.541	208.404	208.433	214.831	214.508
Textile product mills.....	314		12/03	155.346	155.763	156.637	157.855	158.450
Textile furnishings mills.....	3141		12/03	150.942	151.405	152.985	154.064	154.244
Carpet and rug mills.....	31411		12/84	186.701	187.306	188.464	190.395	190.395
Carpet and rug mills.....	314110		06/90	170.871	171.426	172.485	174.250	174.250
Primary products.....		314110-P	06/90	172.613	173.182	174.269	175.803	175.803
Carpet and rugs.....		314110-0	06/90	172.613	173.182	174.269	175.803	175.803
Secondary products and miscellaneous receipts.....		314110-SM						
Curtain and linen mills.....	31412		12/03	152.973	153.385	156.355	156.425	156.990
Curtain and linen mills.....	314120		06/83	178.957	179.438	182.911	182.993	183.658
Primary products.....		314120-P	06/83	176.988	177.507	181.377	181.377	181.377
Curtains and draperies, made from purchased materials.....		314120-1	06/84	210.335	210.335	221.354	221.354	221.354
Other household textile products, made from purchased materials.....		314120-8	06/83	176.220	176.888	179.176	179.176	179.176
Bedspreads, made from purchased materials.....		314120-83	06/83	152.318	152.318	152.318	152.318	152.318
Other household furnishings, made from purchased materials.....		314120-89	06/83	161.356	162.104	164.669	164.669	164.669
Secondary products and miscellaneous receipts.....		314120-SM						
Miscellaneous receipts.....		314120-M	06/83	190.469	190.469	190.469	190.469	196.741
Secondary products.....		314120-S	06/83	240.219	241.478	245.937	249.444	250.765
Other textile product mills.....	3149		12/03	159.197	159.550	159.461	160.850	161.995
Textile bag and canvas mills.....	31491		12/03	165.272	165.280	165.283	165.318	166.219
Textile bag and canvas mills.....	314910		12/11	137.912	137.918	137.920	137.950	138.702
Primary products.....		314910-P	12/11	139.458	139.469	139.472	139.472	140.335
Textile bags.....		314910-1	12/85	203.678	203.678	203.678	-	-
Canvas and related products.....		314910-5	12/85	361.091	361.128	361.135	361.135	363.371
Secondary products and miscellaneous receipts.....		314910-SM						
Miscellaneous receipts.....		314910-M	12/11	115.661	115.661	115.661	115.661	115.661
Secondary products.....		314910-S	12/11	159.934	159.842	159.842	160.607	160.710
All other textile product mills.....	31499		12/03	155.188	155.694	155.564	157.554	158.800
Rope, twine, tire cord, and tire fabric mills.....	314994		12/11	122.155	122.313	121.101	118.436	118.133
Primary products.....		314994-P	12/11	120.542	120.620	119.244	116.425	116.100
Rope, cordage, and twine.....		314994-4	06/85	280.362	280.860	277.884	276.660	274.590
Tire cord and tire fabrics.....		314994-7	06/84	166.490	166.490	164.513	158.802	158.802
Secondary products and miscellaneous receipts.....		314994-SM						
Miscellaneous receipts.....		314994-M	12/11	137.767	138.995	140.079	139.656	139.656
All other miscellaneous textile product mills.....	314999		12/03	146.930	147.506	147.834	151.430	153.132
Primary products.....		314999-P	12/03	146.592	147.110	147.503	151.051	152.976
Embroideries (excluding Schiffl machine products) and embroidery contractors.....		314999-6	12/11	125.579	126.052	126.052	126.843	126.843
Trimmings and findings, excluding automobile and apparel.....		314999-7	12/03	199.376	199.376	199.376	199.376	199.376
All other miscellaneous fabricated textile products.....		314999-8	12/03	143.290	143.673	144.198	148.732	149.469
Secondary products and miscellaneous receipts.....		314999-SM						
Miscellaneous receipts.....		314999-M	12/03	165.820	165.919	165.919	173.305	173.484
Secondary products.....		314999-S	12/03	135.129	136.585	136.585	137.670	138.575
Apparel manufacturing.....	315		12/03	124.141	124.822	124.806	125.550	125.561
Apparel knitting mills.....	3151		12/84	137.885	137.885	137.886	137.886	137.886
Hosiery and sock mills.....	31511		12/84	143.487	143.487	143.488	143.488	143.488

See footnotes at end of table.

Table 11. Producer price indexes for net output of selected industries and their products, not seasonally adjusted — Continued
 [December 2022]

Title ¹	Industry code	Product code	Index base	Unadjusted index ²				
				Aug. 2022	Sept. 2022 ^P	Oct. 2022 ^P	Nov. 2022 ^P	Dec. 2022 ^P
Hosiery and sock mills - Continued								
Hosiery and sock mills.....	315110		12/10	120.813	120.813	120.813	120.813	120.813
Primary products.....		315110-P	12/10	116.151	116.151	116.152	116.152	116.152
Hosiery and socks.....		315110-0	05/20	106.937	106.937	106.937	106.937	106.937
Other apparel knitting mills.....	31519		12/06	118.625	118.625	118.625	118.625	118.625
Other apparel knitting mills.....	315190		12/11	108.220	108.220	108.220	108.220	108.220
Primary products.....		315190-P	12/11	111.992	111.992	111.992	111.992	111.992
Secondary products and miscellaneous receipts.....		315190-SM						
Cut and sew apparel manufacturing.....	3152		12/03	121.569	122.002	121.967	122.931	122.927
Cut and sew apparel contractors.....	31521		12/03	117.148	117.148	117.359	120.860	120.860
Cut and sew apparel contractors.....	315210		12/11	111.731	111.731	111.933	115.272	115.272
Primary products.....		315210-P	12/11	111.646	111.646	111.857	115.352	115.352
Contract receipts for women's, girls', and infants' apparel.....		315210-2	12/03	111.391	111.391	111.391	111.391	—
Contract receipts for men's and boys' (including unisex) apparel.....		315210-4	12/03	132.461	132.461	133.059	142.997	142.997
Contract receipts for men's and boys' pants, work apparel, and other outerwear.....		315210-48	06/07	112.800	112.800	113.802	123.826	123.826
Secondary products and miscellaneous receipts.....		315210-SM						
Men's and boys' cut and sew apparel mfg.....	31522		12/03	146.127	146.294	146.310	147.156	147.156
Men's and boys' cut and sew apparel manufacturing.....	315220		12/11	132.748	132.900	132.915	133.685	133.685
Primary products.....		315220-P	12/11	134.981	135.146	135.146	136.107	136.107
Men's and boys' work clothing.....		315220-C	12/81	171.484	173.232	173.232	174.304	174.304
Men's and boys' work clothing and washable service apparel (excl. work shirts and jeans), mfgm.....		315220-C3	12/81	174.432	176.274	176.274	176.992	176.992
Men's and boys' other outerwear.....		315220-E	12/83	214.228	213.596	213.596	218.236	218.236
Men's and boys' nontailored coats, jackets, and vests (excl. ski apparel & work jackets), mfgm.....		315220-E1	12/83	243.498	242.606	242.606	249.157	249.157
Men's and boys' heavyweight nontailored coats, jackets, and vests (excl. ski apparel & work).....		315220-E11	06/07	176.107	176.983	176.983	178.200	178.200
Men's and boys' lightweight nontailored coats, jackets, and vests (excl. ski apparel & work).....		315220-E12	06/07	181.572	179.489	179.489	187.654	187.654
Men's and boys' nightwear, robes, and underwear, made from purchased fabrics.....		315220-1	12/03	165.532	165.532	165.532	165.532	165.532
Men's and boys' shirts, except work shirts.....		315220-6	06/83	182.047	182.047	182.047	182.047	182.047
Men's and boys' knit dress and sport shirts, made from purchased fabrics.....		315220-61	06/83	160.964	160.964	160.964	160.964	160.964
Men's and boys' woven dress and sport shirts, made from purchased fabrics.....		315220-63	06/83	184.167	184.167	184.167	184.167	184.167
Secondary products and miscellaneous receipts.....		315220-SM						
Secondary products.....		315220-S	12/11	121.490	121.789	121.986	122.194	122.194
Women's & girls' cut & sew apparel mfg.....	31524		12/03	111.605	112.384	112.244	112.207	112.201
Women's, girls', and infants' cut and sew apparel manufacturing.....	315240		12/11	109.140	109.902	109.766	109.730	109.723
Primary products.....		315240-P	12/11	107.219	107.283	107.077	107.028	107.019
Women's and girls' lingerie and nightwear.....		315240-1	12/03	118.337	118.337	118.337	118.337	—
Women's and girls' underwear, excluding foundation garments, made from purchased fabrics.....		315240-11	12/03	118.942	118.942	118.942	118.942	—
Women's and girls' nightwear, excluding robes and dressing gowns, made from purchased fabrics.....		315240-13	12/03	119.542	119.542	119.542	119.542	—
Women's and girls' blouses and shirts.....		315240-2	06/83	175.371	175.371	175.371	175.371	175.371
Women's and girls' knit shirts and blouses, made from purchased fabrics.....		315240-21	06/93	140.637	140.637	140.637	140.637	140.637
Women's and girls' woven shirts and blouses, made from purchased fabrics.....		315240-23	06/83	202.728	202.728	202.728	202.728	202.728
Women's and girls' dresses, made from purchased fabrics.....		315240-3	12/80	132.216	132.216	132.216	132.216	132.216
Women's and girls' suits, coats, and skirts.....		315240-4	12/82	134.216	134.216	128.013	128.013	128.013
Women's and girls' skirts, made from purchased fabrics.....		315240-46	12/82	139.444	139.444	131.702	131.702	131.702
Women's and girls' other outerwear.....		315240-8	06/83	108.863	109.116	109.116	108.920	108.885
Women's and girls' shorts, including tennis skirts, made from purchased fabrics.....		315240-84	06/93	120.180	120.180	120.180	120.180	120.180
Women's and girls' slacks, jeans, & jean-cut casual slacks (exc. sweatpants), mfgm.....		315240-86	06/83	67.231	67.231	67.231	67.231	67.231
Women's and girls' swimwear, made from purchased fabrics.....		315240-8A	12/83	164.446	165.832	165.832	164.754	164.566
Women's and girls' nontailored coats, jackets, vests, and washable service apparel, mfgm.....		315240-8T	06/07	88.537	88.537	88.537	88.537	88.537
Secondary products and miscellaneous receipts.....		315240-SM						
Secondary products.....		315240-S	12/11	106.401	116.022	116.240	116.240	116.241
Other cut and sew apparel manufacturing.....	31528		12/03	153.796	153.796	153.652	153.939	153.939
Other cut and sew apparel manufacturing.....	315280		12/03	151.274	151.274	151.132	151.414	151.414
Primary products.....		315280-P	12/03	154.135	154.135	153.961	154.305	154.305
Fur and leather apparel, made from purchased materials.....		315280-2	12/03	197.986	197.986	197.986	201.366	201.366
All other cut and sew apparel, made from purchased materials.....		315280-6	12/03	152.392	152.392	152.194	152.194	152.194
Team sport uniforms, men's and boys', made from purchased fabrics.....		315280-65	12/06	150.880	150.880	149.730	149.730	149.730
Vestments and costumes, made from purchased materials.....		315280-69	12/03	141.364	141.364	141.364	141.364	—

See footnotes at end of table.

Table 11. Producer price indexes for net output of selected industries and their products, not seasonally adjusted — Continued
 [December 2022]

Title ¹	Industry code	Product code	Index base	Unadjusted index ²				
				Aug. 2022	Sept. 2022 ^P	Oct. 2022 ^P	Nov. 2022 ^P	Dec. 2022 ^P
Other cut and sew apparel manufacturing - Continued								
Secondary products and miscellaneous receipts.....		315280-SM						
Secondary products.....		315280-S	12/03	105.752	105.752	105.752	105.835	105.835
Accessories and other apparel manufacturing.....	3159		12/03	153.305	157.371	157.498	157.498	157.660
Accessories and other apparel manufacturing.....	31599		12/03	153.301	157.368	157.494	157.494	157.656
Accessories and other apparel manufacturing.....	315990		12/11	137.902	141.564	141.678	141.678	141.824
Primary products.....		315990-P	12/11	136.161	136.424	136.577	136.577	136.773
All other accessories and apparel.....		315990-B	12/03	137.193	137.193	137.193	137.193	137.661
Leather belts, made from purchased materials.....		315990-BC	06/85	173.027	173.027	173.027	173.027	—
All other apparel accessories, made from purchased materials.....		315990-BE	12/11	136.635	136.635	136.635	136.635	137.202
Hats, caps, and millinery products.....		315990-4	12/90	253.072	254.792	254.792	254.792	254.792
Men's and boys' fabric, straw, and felt hats, made from purchased materials....		315990-41	12/90	277.937	277.937	277.937	277.937	277.937
Women's, girls', and infants' fabric, straw, and felt hats, made from purchased materials.....		315990-43	12/90	159.903	159.903	159.903	159.903	—
Hat bodies and fabric caps, made from purchased materials.....		315990-45	12/90	253.140	256.523	256.523	256.523	—
Gloves and mittens, made from purchased materials.....		315990-7	12/03	178.336	178.336	179.729	179.729	179.729
Secondary products and miscellaneous receipts.....		315990-SM						
Miscellaneous receipts.....		315990-M	12/11	143.266	157.917	157.917	157.917	157.917
Secondary products.....		315990-S	12/11	135.966	135.966	135.981	135.981	135.988
Leather and allied product manufacturing.....	316		12/84	195.642	197.927	198.157	197.870	197.476
Leather and hide tanning and finishing.....	3161		06/81	205.572	205.878	204.629	203.041	201.058
Leather and hide tanning and finishing.....	31611		06/81	205.572	205.878	204.629	203.041	201.058
Leather and hide tanning and finishing.....	316110		06/81	205.425	205.732	204.483	202.895	200.913
Primary products.....		316110-P	06/81	201.614	201.925	200.655	199.039	197.022
Finished and unfinished leather.....		316110-1	12/97	110.778	110.919	110.089	109.033	107.716
Tanning or finishing leather owned by others, and furs, dressed and dyed or bleached.....		316110-2	06/11	129.772	130.158	130.158	130.158	130.158
Contract and commission receipts for tanning or finishing leather owned by others.....		316110-21	06/81	204.991	205.601	205.601	205.601	205.601
Secondary products and miscellaneous receipts.....		316110-SM						
Footwear manufacturing.....	3162		12/03	151.220	155.144	155.908	155.937	155.937
Footwear manufacturing.....	31621		12/03	151.220	155.144	155.908	155.937	155.937
Footwear manufacturing.....	316210		12/11	133.672	137.140	137.815	137.841	137.841
Primary products.....		316210-P	12/11	132.286	135.927	136.656	136.684	136.684
Rubber and plastics footwear, including athletic footwear.....		316210-1	12/80	164.202	164.202	164.202	164.202	164.202
Men's footwear (size 6 and larger), excluding athletic.....		316210-2	12/93	188.791	198.911	200.567	200.600	200.600
Women's footwear (size 4 and larger), excluding athletic.....		316210-5	12/93	145.783	145.783	146.468	146.551	146.551
Secondary products and miscellaneous receipts.....		316210-SM						
Miscellaneous receipts.....		316210-M	12/11	159.339	163.742	163.742	163.742	163.742
Other leather product manufacturing.....	3169		12/03	148.989	148.989	149.157	149.262	149.358
Other leather product manufacturing.....	31699		12/03	148.989	148.989	149.157	149.262	149.358
Women's handbag and purse manufacturing.....	316992		06/82	192.748	192.748	193.006	193.006	193.076
Primary products.....		316992-P	06/82	181.379	181.379	181.650	181.650	181.723
Women's and children's handbags and purses.....		316992-0	06/06	132.616	132.616	132.814	132.814	132.867
Secondary and miscellaneous receipts.....		316992-SM						
All other leather and allied good mfg.....	316998		12/11	132.628	132.628	132.770	132.886	132.981
Primary products.....		316998-P	12/11	128.880	128.880	129.065	129.217	129.340
Luggage (including suitcases, travel bags, backpacks, and other types).....		316998-1	12/84	157.819	157.819	157.819	157.819	157.819
Personal leather goods (excluding women's handbags and purses).....		316998-2	06/82	202.682	202.682	202.682	202.682	202.682
Boot and shoe cut stock and findings.....		316998-4	12/06	131.907	131.907	133.762	133.762	133.762
All other miscellaneous leather goods.....		316998-5	12/03	168.052	168.052	168.052	168.493	168.847
Secondary products and miscellaneous receipts.....		316998-SM						
Miscellaneous receipts.....		316998-M	12/11	150.425	150.425	150.425	150.425	150.425
Wood product manufacturing.....	321		12/03	204.025	199.568	195.847	192.658	189.708
Sawmills and wood preservation.....	3211		12/03	168.105	161.371	157.309	154.392	149.476
Sawmills and wood preservation.....	32111		12/03	168.105	161.371	157.309	154.392	149.476
Sawmills.....	321113		12/80	240.509	229.519	222.396	217.397	209.330
Primary products.....		321113-P	12/03	163.014	154.603	149.411	146.083	139.708
Hardwood lumber, made in sawmills.....		321113-1	12/03	131.099	122.819	108.917	98.549	93.898
Softwood lumber, made in sawmills.....		321113-3	12/03	166.957	157.298	154.124	152.808	144.171
Softwood dressed lumber, less than 2 inches in nominal thickness, not edge worked.....		321113-32	06/12	179.653	173.776	178.061	182.457	183.508
Softwood dressed 2-inch lumber, 2 inches in nominal thickness only, not edge worked.....		321113-33	06/12	190.803	175.070	168.899	166.809	150.031

See footnotes at end of table.

Table 11. Producer price indexes for net output of selected industries and their products, not seasonally adjusted — Continued
 [December 2022]

Title ¹	Industry code	Product code	Index base	Unadjusted index ²				
				Aug. 2022	Sept. 2022 ^P	Oct. 2022 ^P	Nov. 2022 ^P	Dec. 2022 ^P
Sawmills - Continued								
Softwood dressed lumber and timbers, more than 2 inches in nominal thickness, not edge worked.....		321113-34	06/12	173.098	162.139	155.472	150.384	149.797
Wood chips, excluding field chips.....		321113-5	12/80	145.247	144.554	144.438	143.048	146.836
Wood ties, siding, shingles, and shakes, and contract sawing of logs owned by others.....		321113-7	12/03	164.070	167.993	168.263	168.108	170.306
Secondary products and miscellaneous receipts.....		321113-SM						
Wood preservation.....	321114		06/85	289.891	285.505	285.566	285.111	282.214
Primary products.....		321114-P	06/85	280.694	276.143	276.207	276.737	274.402
Wood poles, piles, and posts owned and treated by the same establishment.....		321114-1	06/85	395.023	404.423	403.232	406.094	410.393
Other wood products owned and treated by the same establishment.....		321114-5	06/85	251.885	242.713	243.255	243.335	238.904
Receipts for treating wood owned by others w/ arsenical chemicals, creosote, & other chemicals.....		321114-9	06/85	223.417	222.944	222.248	221.123	220.040
Secondary products and miscellaneous receipts.....		321114-SM						
Plywood and engineered wood product mfg.....	3212		12/03	213.342	207.454	202.276	196.192	192.245
Plywood and engineered wood product mfg.....	32121		12/03	213.342	207.454	202.276	196.192	192.245
Hardwood veneer and plywood manufacturing.....	321211		06/85	229.824	231.270	235.161	234.216	232.726
Primary products.....		321211-P	06/85	241.213	242.891	247.347	245.384	244.867
Hardwood veneer, including veneer backed with paper, cloth, or other flexible material.....		321211-1	12/03	137.574	140.858	141.241	141.789	142.202
Hardwood plywood.....		321211-4	12/12	168.090	166.736	173.254	170.469	169.177
Hardwood veneered panels, including two-ply veneers.....		321211-7	06/85	240.028	244.951	241.773	240.471	241.648
Secondary products and miscellaneous receipts.....		321211-SM						
Softwood veneer and plywood manufacturing.....	321212		12/80	299.007	297.941	283.275	266.953	267.172
Primary products.....		321212-P	12/80	315.797	314.459	296.045	275.373	271.420
Softwood veneer, incl. veneer backed w/ paper, cloth, or other flexible material.....		321212-1	12/80	255.733	240.101	224.575	210.029	199.321
Softwood plywood products: rough, sanded, and specialties.....		321212-4	12/11	210.829	213.303	201.152	186.844	185.943
Secondary products and miscellaneous receipts.....		321212-SM						
Secondary products.....		321212-S	12/80	264.914	264.914	264.914	265.707	284.490
Engineered wood member manufacturing.....	321213		12/03	287.800	286.869	286.708	277.137	276.267
Primary products.....		321213-P	12/03	285.236	284.242	284.070	273.855	272.927
Engineered wood members (excluding trusses).....		321213-0	12/06	240.631	239.793	239.648	231.030	230.247
Laminated veneer lumber.....		321213-01	12/03	273.459	273.435	273.040	273.040	271.646
Other engineered structural wood members, excluding trusses & laminated veneer lumber.....		321213-02	12/03	302.735	300.788	300.826	280.587	280.086
Secondary products and miscellaneous receipts.....		321213-SM						
Truss manufacturing.....	321214		12/03	327.088	317.995	310.020	293.447	284.573
Primary products.....		321214-P	12/03	348.194	337.219	328.902	310.050	300.024
Wood trusses.....		321214-0	12/03	348.194	337.219	328.902	310.050	300.024
Secondary products and miscellaneous receipts.....		321214-SM						
Reconstituted wood product manufacturing.....	321219		06/91	334.316	315.138	306.426	305.120	294.648
Primary products.....		321219-P	06/91	335.344	315.918	307.003	305.666	295.280
Hardboard products.....		321219-B	12/11	179.531	179.906	185.427	185.012	184.017
Particleboard made from particleboard produced at the same location.....		321219-1	12/82	397.281	402.759	395.518	396.228	393.957
Secondary products and miscellaneous receipts.....		321219-SM						
Other wood product manufacturing.....	3219		12/03	213.588	210.906	208.126	206.309	204.797
Millwork.....	32191		12/03	204.952	201.142	200.386	198.518	196.347
Wood window and door manufacturing.....	321911		12/03	204.081	201.640	202.906	202.482	200.699
Primary products.....		321911-P	12/03	200.917	198.737	200.054	199.651	197.756
Wood window units.....		321911-1	06/83	359.830	359.830	359.830	359.830	359.830
Double hung wood window units.....		321911-11	06/13	160.299	160.299	160.299	160.299	160.299
Casement wood window units.....		321911-12	06/13	176.415	176.415	176.415	176.415	176.415
All other wood window units, including horizontal sliding, awning and single hung.....		321911-13	06/13	151.009	151.009	151.009	151.009	151.009
Wood sash, excluding sash shipped in window units.....		321911-3	06/83	362.135	362.135	362.135	362.135	362.135
Wood window & door frames, incl. door frames in door units, excl. window frames in window units.....		321911-5	06/83	289.368	266.883	266.883	261.592	243.074
Wood panel, flush, & molded face doors, interior & exterior, incl. doors with glazed sections.....		321911-7	06/83	331.622	332.774	342.672	343.093	343.617
Other wood doors, incl. garage, patio, bifold, cabinet, screen, storm and louver.....		321911-9	06/83	314.863	315.095	314.031	314.617	314.597
Secondary products and miscellaneous receipts.....		321911-SM						
Secondary products.....		321911-S	12/03	201.139	192.942	194.105	193.002	190.761
Cut stock, resawing lumber, and planing.....	321912		12/03	210.015	205.426	201.508	196.546	192.909
Primary products.....		321912-P	12/03	204.722	198.358	193.487	187.319	182.794
Softwood lumber, made from purchased lumber.....		321912-3	12/03	259.719	253.310	249.319	243.330	235.625
Hardwood cut stock and dimension.....		321912-6	06/84	301.240	286.553	272.910	272.910	272.910
Softwood cut stock and dimension.....		321912-8	12/80	261.673	247.442	240.221	235.893	225.400

See footnotes at end of table.

Table 11. Producer price indexes for net output of selected industries and their products, not seasonally adjusted — Continued
 [December 2022]

Title ¹	Industry code	Product code	Index base	Unadjusted index ²				
				Aug. 2022	Sept. 2022 ^P	Oct. 2022 ^P	Nov. 2022 ^P	Dec. 2022 ^P
Cut stock, resawing lumber, and planing - Continued								
Sawn wood fence stock, wood lath, and contract resawing and planing.....		321912-9	12/03	213.544	213.544	213.544	213.544	213.544
Secondary products and miscellaneous receipts.....		321912-SM						
Other millwork, including flooring.....	321918		12/03	196.531	191.401	191.315	191.035	190.101
Primary products.....		321918-P	12/03	193.294	189.487	188.837	188.166	187.059
Wood moldings.....		321918-2	06/83	380.340	380.545	380.545	380.545	376.747
Other wood millwork products, including stairwork, exterior millwork, and softwood flooring.....		321918-5	12/03	181.905	173.501	169.041	164.182	161.211
Hardwood flooring.....		321918-7	06/84	265.009	258.969	260.120	261.488	262.246
Hardwood flooring, other than oak and maple.....		321918-72	12/03	177.100	177.100	177.100	176.729	176.729
Oak and maple hardwood flooring.....		321918-73	06/84	239.790	233.271	234.513	236.087	236.905
Secondary products and miscellaneous receipts.....		321918-SM						
Miscellaneous receipts.....		321918-M	12/03	—	154.752	155.720	159.796	—
Secondary products.....		321918-S	12/03	263.254	239.803	252.806	257.020	238.424
Wood container and pallet manufacturing.....	32192		12/03	224.907	223.901	217.518	213.486	212.020
Wood container and pallet manufacturing.....	321920		12/03	224.894	223.887	217.504	213.471	212.006
Primary products.....		321920-P	12/03	218.481	217.169	210.602	206.279	205.214
Nailed and lock-corner wood boxes.....		321920-1	06/85	216.715	212.185	212.185	212.185	211.762
Wood box and crate shook.....		321920-3	06/85	274.508	270.926	261.519	246.162	244.514
Wood pallets and pallet containers, wood and metal combination.....		321920-5	12/03	234.423	233.159	228.522	223.970	222.712
Other wood container parts and wood containers.....		321920-7	12/03	146.496	146.496	125.120	125.120	125.120
Secondary products and miscellaneous receipts.....		321920-SM						
Miscellaneous receipts.....		321920-M	12/03	358.117	361.776	356.088	356.043	347.380
Secondary products.....		321920-S	12/03	188.303	189.259	188.820	187.598	186.020
All other wood product manufacturing.....	32199		12/03	210.566	209.244	204.906	204.837	204.751
Manufactured home, mobile home, manufacturing.....	321991		06/81	511.189	506.287	502.517	500.760	500.574
Primary products.....		321991-P	06/81	510.940	506.364	502.547	500.813	500.624
Manufactured homes (mobile homes), all width sizes (incl. multisection).....		321991-1	06/81	511.986	507.401	503.576	501.838	501.649
Secondary products and miscellaneous receipts.....		321991-SM						
Prefabricated wood building manufacturing.....	321992		12/84	410.996	407.411	402.082	403.834	406.301
Primary products.....		321992-P	12/84	399.870	398.772	392.980	391.994	391.286
Prefabricated stationary wood buildings, components (not sold as complete units).....		321992-1	12/89	189.533	189.533	189.533	189.118	189.118
Prefabricated stationary wood buildings, shipped in panel form (complete units).....		321992-5	12/84	623.713	620.497	605.150	597.422	591.861
Prefabricated stationary wood buildings, precut packages (complete units).....		321992-6	12/84	523.566	520.617	521.047	522.380	522.003
Prefabricated stationary wood buildings, shipped in three-dimensional assemblies.....		321992-7	12/84	410.720	409.768	396.541	396.541	396.541
Prefabricated stationary wood buildings, three-dimensional assemblies, residential.....		321992-71	12/84	398.175	398.175	382.934	382.934	382.934
Prefabricated stationary wood buildings, three-dimensional assemblies, nonresidential.....		321992-72	12/84	506.884	499.479	499.492	499.492	499.492
Secondary products and miscellaneous receipts.....		321992-SM						
Miscellaneous receipts.....		321992-M	06/98	279.465	265.758	263.917	277.450	293.486
Miscellaneous wood product manufacturing.....	321999		12/03	147.669	147.513	141.581	141.617	140.954
Primary products.....		321999-P	06/84	220.157	219.925	210.420	210.459	209.398
All other miscellaneous wood products.....		321999-0	06/02	143.852	143.700	137.490	137.516	136.822
Secondary products and miscellaneous receipts.....		321999-SM						
Paper manufacturing.....	322		12/03	184.653	185.472	186.772	188.150	188.796
Pulp, paper & paperboard mills.....	3221		12/03	180.085	181.414	182.733	186.159	185.985
Pulp mills.....	32211		12/82	271.732	271.623	273.619	285.978	282.733
Pulp mills.....	322110		12/82	271.730	271.621	273.617	285.976	282.731
Primary products.....		322110-P	12/82	300.761	300.640	302.850	316.529	312.938
Special alpha and dissolving wood pulp, incl. sulfite and sulfate and other wood pulp.....		322110-6	12/11	137.850	137.772	138.123	145.087	143.444
All other miscellaneous pulp, other than wood, and pulp mill by-products, incl. turpentine.....		322110-9	06/88	426.964	427.066	438.290	449.226	444.087
Paper mills.....	32212		06/81	233.261	236.510	239.581	246.464	246.904
Paper, except newsprint, mills.....	322121		12/03	159.523	162.003	164.234	169.234	169.553
Primary products.....		322121-P	12/03	160.445	163.135	165.232	170.338	170.835
Sanitary tissue paper products, made in paper mills.....		322121-Q	06/83	229.308	232.721	236.292	250.765	249.883
Paper table napkins, industrial & retail pkgs, bulk and dispenser types, made in paper mills.....		322121-Q2	06/83	285.012	287.929	288.367	324.259	324.259
Paper towels, industrial packages (rolled, folded, and interfolded), made in paper mills.....		322121-Q6	12/06	123.989	124.023	129.767	140.222	140.196
Other sanitary tissue paper products, made in paper mills.....		322121-Q9	12/02	122.687	124.187	125.332	128.869	128.039
Bleached bristol, clay-coated, uncoated, and industrial converted paper.....		322121-6	12/11	126.328	129.010	130.696	131.420	132.597

See footnotes at end of table.

Table 11. Producer price indexes for net output of selected industries and their products, not seasonally adjusted — Continued
 [December 2022]

Title ¹	Industry code	Product code	Index base	Unadjusted index ²				
				Aug. 2022	Sept. 2022 ^P	Oct. 2022 ^P	Nov. 2022 ^P	Dec. 2022 ^P
Paper, except newsprint, mills - Continued								
Secondary products and miscellaneous receipts.....		322121-SM						
Newsprint mills.....	322122		12/03	137.238	135.578	135.578	135.578	135.578
Primary products.....		322122-P	12/03	138.325	136.651	136.651	136.651	136.651
Newsprint.....		322122-1	06/81	172.935	177.869	177.869	177.869	177.869
Secondary products and miscellaneous receipts.....		322122-SM1						
Paperboard mills.....	32213		12/82	394.731	394.701	394.536	395.244	394.008
Paperboard mills.....	322130		12/82	395.166	395.137	394.974	395.684	394.446
Primary products.....		322130-P	12/82	375.649	375.934	376.872	378.105	376.556
Bleached packaging and industrial converting paperboard.....		322130-B	05/21	127.095	127.095	128.594	130.842	130.842
Unbleached kraft packaging and industrial converting paperboard.....		322130-1	12/82	367.874	367.874	367.874	367.874	367.874
Recycled paperboard.....		322130-7	12/82	443.112	444.302	444.765	444.743	438.277
Secondary products and miscellaneous receipts.....		322130-SM						
Secondary products.....		322130-S	12/82	543.997	545.637	526.626	-	-
Converted paper product mfg.....	3222		12/03	190.109	190.580	191.808	191.876	192.896
Paper container mfg.....	32221		12/84	331.660	331.690	332.294	333.634	334.019
Corrugated and solid fiber box manufacturing.....	322211		03/80	453.530	452.253	452.015	451.661	451.005
Primary products.....		322211-P	03/80	453.353	453.723	453.713	453.475	452.817
Corrugated and solid fiber boxes, including pallets.....		322211-0	03/80	453.353	453.723	453.713	453.475	452.817
Corrugated shipping containers for food and beverages and carryout boxes for retail food.....		322211-01	03/80	378.974	379.725	379.725	378.835	378.670
Corrugated shipping containers for paper and allied products.....		322211-02	03/80	470.412	470.412	470.483	470.408	468.009
Corrugated shipping containers for metal and electrical machinery.....		322211-03	06/02	270.656	270.656	270.656	270.656	270.422
Corrugated shipping containers for all other end uses.....		322211-04	03/80	452.873	452.873	452.873	452.873	452.725
Corrugated paperboard in sheets and rolls, lined and unlined.....		322211-05	03/80	402.103	403.002	403.461	403.461	403.461
Other corrugated and solid fiber products, including containers, pallets, pads, etc.....		322211-09	06/02	262.630	262.630	262.137	262.137	262.137
Secondary products and miscellaneous receipts.....		322211-SM						
Miscellaneous receipts.....		322211-M	06/02	316.093	297.483	294.830	293.355	292.725
Secondary products.....		322211-S	12/90	213.423	213.378	213.406	213.250	213.256
Folding paperboard box manufacturing.....	322212		12/83	225.646	226.780	228.731	233.066	234.805
Primary products.....		322212-P	12/83	220.604	221.802	223.881	228.499	230.263
Folding paperboard boxes, packaging, and packaging components.....		322212-0	12/83	220.604	221.802	223.881	228.499	230.263
Secondary products and miscellaneous receipts.....		322212-SM						
Other paperboard container manufacturing.....	322219		12/11	142.146	143.201	143.617	144.243	144.823
Primary products.....		322219-P	12/11	146.805	147.795	148.278	149.004	149.501
Setup (rigid) paperboard boxes.....		322219-1	12/83	431.793	438.609	437.198	449.411	456.567
Paperboard fiber drums with ends of any material.....		322219-7	12/85	523.113	523.017	521.871	520.416	520.416
Fiber cans, tubes, and similar fiber products.....		322219-8	12/85	412.660	418.447	420.447	420.329	420.772
Fiber cans, all fiber and composite.....		322219-81	12/85	360.276	361.545	363.853	362.296	363.419
Fiber cores and tubes.....		322219-82	12/85	452.173	461.097	462.931	463.768	463.768
Paperboard cones, reels, spools, bobbins, blocks, and all vulcanized fiber products.....		322219-83	12/02	153.644	153.644	153.791	153.791	153.791
Secondary products and miscellaneous receipts.....		322219-SM						
Miscellaneous receipts.....		322219-M	12/11	105.125	109.747	109.747	109.747	109.747
Paper bag and coated and treated paper mfg.....	32222		12/03	172.962	173.548	175.770	175.368	177.123
Paper bag and coated and treated paper manufacturing.....	322220		12/11	131.473	131.919	133.609	133.304	134.639
Primary products.....		322220-P	12/11	130.117	130.772	132.664	132.363	133.860
Specialty bags, pouches, and liners, multiweb laminations and foil, except film-film.....		322220-C	12/83	295.906	295.826	304.120	305.105	305.914
Uncoated single-web paper grocers' bags and sacks and variety and shopping bags.....		322220-D	12/83	423.850	423.850	423.850	423.850	429.747
Laminated aluminum foil rolls and sheets for flexible packaging uses.....		322220-F	12/03	145.016	145.105	160.220	160.220	160.220
Pasted, lined, laminated, or surface-coated paperboard.....		322220-G	12/84	344.537	346.385	346.385	346.385	346.385
Single-web paper, rolls and sheets, including waxed, for flexible packaging uses.....		322220-H	12/87	285.051	285.046	289.676	289.676	291.202
Multiweb laminated rolls and sheets, except foil, for flexible packaging uses.....		322220-J	12/03	170.285	168.560	170.751	170.723	171.231
Printing paper, coated at establishments other than where paper was produced.....		322220-K	12/82	262.875	262.875	262.875	262.875	262.875
Pressure-sensitive products.....		322220-N	12/82	243.426	246.512	246.906	247.144	250.431
Wallcoverings.....		322220-7	06/85	182.992	182.992	182.992	182.992	182.992
Converted foil for nonpackaging applications.....		322220-8	06/13	113.189	123.754	123.754	123.754	123.754
Other coated and processed papers, except for packaging uses.....		322220-9	12/11	118.330	117.452	119.947	116.975	123.143
Secondary products and miscellaneous receipts.....		322220-SM						
Miscellaneous receipts.....		322220-M	12/11	145.800	136.931	136.931	135.722	135.722
Stationery product mfg.....	32223		12/03	206.137	203.162	207.687	200.590	208.046
Stationery product manufacturing.....	322230		12/11	161.168	158.842	162.380	156.831	162.661
Primary products.....		322230-P	12/11	162.590	160.521	164.361	158.336	164.592

See footnotes at end of table.

Table 11. Producer price indexes for net output of selected industries and their products, not seasonally adjusted — Continued
 [December 2022]

Title ¹	Industry code	Product code	Index base	Unadjusted index ²				
				Aug. 2022	Sept. 2022 ^P	Oct. 2022 ^P	Nov. 2022 ^P	Dec. 2022 ^P
Stationery product manufacturing - Continued								
Die-cut paper and paperboard office supplies.....		322230-4	12/89	263.101	263.101	263.101	263.101	265.323
Envelopes, commercial, all types and materials.....		322230-5	12/84	260.718	260.811	262.083	262.763	264.146
Tablets, pads and related products.....		322230-9	06/85	249.901	250.518	250.865	258.949	264.381
Secondary products and miscellaneous receipts.....		322230-SM						
Miscellaneous receipts.....		322230-M	12/11	128.127	119.615	119.400	119.760	119.363
Other converted paper product mfg.....	32229		12/03	141.227	144.040	145.143	146.315	146.154
Sanitary paper product manufacturing.....								
Primary products.....	322291	322291-P	06/83	184.971	188.165	191.242	193.185	193.297
Disposable diapers and similar disposable products, made from purchased sanitary paper stock.....		322291-2	12/03	100.983	101.249	103.668	103.668	103.668
Sanitary tissue paper products, made from purchased sanitary paper stock or wadding.....		322291-5	12/03	155.603	161.381	162.423	166.279	166.501
Secondary products and miscellaneous receipts.....		322291-SM						
Miscellaneous receipts.....		322291-M	12/03	245.839	319.072	272.052	278.168	260.281
All other converted paper product mfg.....								
Primary products.....	322299	322299-P	12/03	177.981	179.453	180.140	180.709	180.665
Molded pulp goods, including egg cartons, florist pots, food trays, etc.....		322299-1	12/03	173.749	175.187	175.936	176.460	176.741
Miscellaneous converted paper and paperboard products.....		322299-3	12/03	183.711	186.988	187.111	188.483	194.298
Secondary products and miscellaneous receipts.....		322299-SM						
Printing and related support activities.....	323		12/03	151.463	152.275	152.584	153.605	154.895
Printing and related support activities.....	3231		12/03	151.644	152.457	152.766	153.788	155.080
Printing.....	32311		12/03	153.096	153.911	154.219	155.281	156.610
Commercial screen printing.....								
Primary products.....	323113	323113-P	12/03	126.296	126.499	127.100	127.107	128.099
Screen printing on garments, apparel accessories, and other fabric articles, excluding labels.....		323113-4	06/90	163.618	163.644	163.868	163.868	163.829
Screen printing (excluding on textiles, apparel, apparel accessories, and labels)...		323113-6	12/06	118.499	118.499	120.249	-	123.343
Secondary products and miscellaneous receipts.....		323113-SM						
Miscellaneous receipts.....		323113-M	12/03	134.571	136.290	136.290	136.290	137.728
Secondary products.....		323113-S	12/03	118.921	119.458	119.824	119.896	120.635
Books printing.....								
Primary products.....	323117	323117-P	12/83	254.641	257.474	260.248	264.153	267.150
Other book and pamphlet printing and binding.....		323117-E	06/93	154.660	154.771	154.799	154.799	157.718
Textbook printing and binding.....		323117-1	06/93	155.542	155.968	156.992	157.169	157.169
Technical, scientific, & professional book printing & binding.....		323117-3	06/93	152.005	154.545	155.642	155.624	156.773
Religious book printing and binding.....		323117-5	06/93	188.335	192.501	194.592	195.676	195.825
General book (trade, etc.) printing & binding.....		323117-7	06/93	212.309	215.579	220.421	228.792	228.969
Secondary products and miscellaneous receipts.....		323117-SM						
Commercial printing, except screen and books.....								
Primary products.....	32311K	32311K-P	12/11	136.273	136.991	137.143	138.099	139.267
Commercial lithographic printing.....		32311K-0	06/82	211.279	212.432	212.745	213.701	215.732
Other commercial and general job printing (lithographic).....		32311K-0B	12/01	137.172	137.646	137.764	138.590	142.780
Magazine and periodical printing (lithographic).....		32311K-01	06/82	174.876	180.141	180.793	180.793	183.432
Label and wrapper printing (lithographic).....		32311K-03	06/82	173.644	173.644	173.644	173.644	173.644
Catalog and directory printing (lithographic).....		32311K-05	06/82	172.569	172.258	171.929	172.833	173.119
Advertising printing (lithographic).....		32311K-09	06/82	180.653	180.993	181.467	182.843	183.578
Commercial flexographic printing.....		32311K-2	12/03	193.075	194.844	195.306	195.602	195.602
Label and wrapper printing (flexographic).....		32311K-21	12/01	187.863	189.586	189.846	189.846	189.846
Quick printing.....		32311K-4	12/03	134.164	134.164	134.164	134.164	136.827
Digital printing.....		32311K-5	12/03	120.601	121.841	121.841	123.321	123.645
Manifold business forms printing.....		32311K-6	12/03	217.729	217.729	217.729	217.729	217.912
Other commercial printing.....		32311K-9	12/03	129.401	129.401	129.401	129.401	129.401
All other commercial and general job printing.....		32311K-9V	09/18	129.104	129.104	129.104	129.104	129.104
Secondary products and miscellaneous receipts.....		32311K-SM						
Miscellaneous receipts.....		32311K-M	12/11	143.428	143.665	143.788	143.729	143.748
Secondary products.....		32311K-S	12/11	208.176	208.231	208.367	219.206	230.390
Support activities for printing.....	32312		12/03	116.449	117.169	117.500	117.508	117.849
Support activities for printing.....	323120		12/11	118.161	118.893	119.228	119.237	119.583
Primary products.....		323120-P	12/11	116.374	116.883	117.238	117.238	117.587
Softcover, pamphlet, sample book, and other binding of books and materials printed elsewhere.....		323120-3	12/06	140.012	142.477	144.758	144.758	147.149
Miscellaneous binding and postpress work, incl collating, perforating, folding, gluing, etc.....		323120-5	12/06	133.014	133.295	133.295	133.295	133.295
Prepress services, excl platemaking (incl film, assembled flats, color sep., typesetting, etc.).....		323120-7	12/03	97.756	97.756	97.756	97.756	97.756

See footnotes at end of table.

Table 11. Producer price indexes for net output of selected industries and their products, not seasonally adjusted — Continued
 [December 2022]

Title ¹	Industry code	Product code	Index base	Unadjusted index ²				
				Aug. 2022	Sept. 2022 ^P	Oct. 2022 ^P	Nov. 2022 ^P	Dec. 2022 ^P
Support activities for printing - Continued								
Printing plates and cylinders, prepared for printing (excl blank plates and blank cylinders).....		323120-9	12/03	105.112	105.112	105.112	105.112	105.112
Secondary products and miscellaneous receipts.....		323120-SM						
Petroleum and coal products manufacturing.....	324		12/84	434.716	439.916	459.950	439.910	352.307
Petroleum and coal products mfg.....	3241		12/84	434.716	439.916	459.950	439.910	352.307
Petroleum refineries.....	32411		06/85	438.556	443.781	465.394	443.645	348.777
Petroleum refineries.....	324110		06/85	438.637	443.865	465.489	443.724	348.806
Primary products.....		324110-P	06/85	457.900	463.534	486.832	462.949	360.578
Kerosene, except jet fuel.....		324110-B	06/85	453.220	492.353	496.721	486.911	383.577
Light fuel oils.....		324110-C	06/85	589.738	647.839	715.152	689.648	495.423
Home heating oil and other distillates, NEC.....		324110-C1	06/85	431.819	435.155	480.818	443.497	378.236
Diesel fuel.....		324110-C2	06/85	622.653	686.785	758.113	732.512	521.973
Heavy fuel oils, including No. 5, No. 6, heavy diesel, gas enrichment oils, etc.....		324110-E	06/85	336.881	329.822	270.632	288.856	279.094
Unfinished oils and lubricating oil base stock.....		324110-J	06/85	722.066	682.786	664.822	637.240	612.970
Liquefied refinery gases, including other aliphatics (feed stock and other uses)....		324110-R	06/85	900.580	863.742	765.275	722.718	594.125
Other finished petroleum products, including waxes.....		324110-T	06/85	518.055	477.506	456.612	500.676	486.757
Gasoline, including finished base stocks and blending agents.....		324110-I	06/85	334.737	318.380	332.796	305.758	246.895
Motor gasoline, including finished base stocks and blending agents.....		324110-12	06/85	336.697	319.182	334.282	306.745	247.979
Regular gasoline.....		324110-121	06/85	325.391	307.255	322.887	294.616	239.205
Mid-premium gasoline.....		324110-122	12/87	483.092	473.377	490.208	451.448	364.379
Premium gasoline.....		324110-123	06/85	362.027	350.628	359.526	342.416	269.063
Jet fuel.....		324110-6	06/85	447.494	455.983	460.173	449.803	370.413
Asphalt.....		324110-9	06/85	403.847	358.687	332.138	308.042	189.218
Secondary products and miscellaneous receipts.....		324110-SM1						
Asphalt paving and roofing materials mfg.....	32412		12/84	345.042	345.933	344.871	344.452	341.113
Asphalt paving mixture & block manufacturing.....	324121		06/81	399.997	399.452	396.952	393.908	385.254
Primary products.....		324121-P	06/81	400.758	400.177	397.509	394.262	384.862
Asphalt paving mixtures & blocks.....		324121-0	06/81	400.758	400.177	397.509	394.262	384.862
Emulsified asphalt, including liquid additives.....		324121-0111	12/04	283.144	281.292	279.312	275.784	271.449
Other liquid asphalt and tar paving materials, including cut-backs.....		324121-0121	12/04	428.853	430.851	432.612	428.093	407.964
Asphalt and tar paving mixt. (excl liquid), incl bitum. or asph. concrete, asph. paving cement.....		324121-0131	12/04	249.134	249.128	246.834	245.305	238.880
Secondary products and miscellaneous receipts.....		324121-SM						
Miscellaneous receipts.....		324121-M	12/04	197.850	197.850	197.850	197.850	197.850
Secondary products.....		324121-S	06/81	352.697	352.697	352.697	352.697	358.780
Asphalt shingle and coating materials manufacturing.....	324122		06/84	334.391	336.691	336.819	338.746	339.874
Primary products.....		324122-P	06/84	337.238	339.661	339.797	341.844	343.042
Roofing asphalts and pitches, coatings, and cements.....		324122-1	06/84	295.304	295.304	295.304	295.304	295.304
Prepared asphalt and tar roofing and siding products, incl. saturated felts for nonbuilding use.....		324122-2	06/84	338.962	341.745	341.902	344.253	345.629
Asphalt smooth-surfaced roll roofing and cap sheets, organic and fiberglass base.....		324122-21	12/12	135.082	135.082	136.191	136.191	136.561
Asphalt mineral-surfaced roll roofing and cap sheets, organic and fiberglass base.....		324122-22	06/06	265.019	266.322	269.369	269.009	270.140
Other prepared asphalt and tar products for roofing and siding.....		324122-27	06/06	173.874	174.332	175.738	175.930	175.741
Secondary products and miscellaneous receipts.....		324122-SM						
Other petroleum and coal products mfg.....	32419		12/84	559.511	571.702	577.642	578.253	576.209
Petroleum lubricating oil and grease mfg.....	324191		12/80	620.629	636.911	646.279	648.561	646.655
Primary products.....		324191-P	12/80	655.671	673.969	684.564	686.822	685.762
Petroleum lubricating oils and greases, refined petroleum.....		324191-0	12/80	655.671	673.969	684.564	686.822	685.762
Lubricating oils (incl. hydraulic fluids, etc.), refined petroleum.....		324191-011	12/80	683.840	704.948	716.898	719.503	718.280
Secondary products and miscellaneous receipts.....		324191-SM						
Miscellaneous receipts.....		324191-M	12/80	395.476	395.476	380.018	388.027	361.553
All other petroleum and coal products mfg.....	324199		12/03	389.323	391.494	389.275	386.026	383.786
Primary products.....		324199-P	12/03	402.833	405.137	402.675	399.227	396.846
Coke oven and blast furnace products, made in coke oven establishments.....		324199-3	12/09	198.430	197.791	199.617	195.511	195.462
All other petroleum and coal products (excl. coke oven products), made in coke oven estab.....		324199-9	12/02	447.722	453.898	444.968	446.043	441.108
Secondary products and miscellaneous receipts.....		324199-SM						
Chemical mfg.....	325		12/84	366.526	365.527	364.516	362.991	360.724
Basic chemical mfg.....	3251		12/84	472.479	466.989	463.979	463.640	456.559
Petrochemical mfg.....	32511		12/03	193.964	183.454	174.420	161.816	151.891
Petrochemical manufacturing.....	325110		12/03	194.646	184.490	175.004	162.692	152.537
Primary products.....		325110-P	12/03	205.482	198.370	184.474	174.584	162.064

See footnotes at end of table.

Table 11. Producer price indexes for net output of selected industries and their products, not seasonally adjusted — Continued
 [December 2022]

Title ¹	Industry code	Product code	Index base	Unadjusted index ²				
				Aug. 2022	Sept. 2022 ^P	Oct. 2022 ^P	Nov. 2022 ^P	Dec. 2022 ^P
Petrochemical manufacturing - Continued								
Secondary products and miscellaneous receipts.....		325110-SM						
Industrial gas mfg.	32512		12/03	238.036	238.893	239.482	252.977	250.961
Industrial gas manufacturing.....	325120		12/03	238.775	239.634	240.226	253.784	251.758
Primary products.....		325120-P	06/81	397.687	399.122	400.106	423.189	419.743
Oxygen.....		325120-A	06/81	541.625	542.995	542.627	548.869	549.274
Argon and hydrogen.....		325120-C	06/09	85.891	86.791	86.687	86.652	87.632
Other industrial gases (including fluorocarbon and acetylene).....		325120-T	06/09	281.283	281.283	281.283	304.465	301.873
Carbon dioxide.....		325120-4	06/81	640.931	657.626	656.691	649.440	632.539
Nitrogen.....		325120-7	06/81	279.634	282.375	288.893	293.914	289.210
Secondary products and miscellaneous receipts.....		325120-SM						
Synthetic dye and pigment mfg.	32513		12/03	184.184	186.788	183.539	193.019	193.783
Synthetic dye and pigment manufacturing.....	325130		12/11	121.691	123.411	121.265	127.526	128.030
Primary products.....		325130-P	12/11	119.983	121.714	119.491	126.033	126.616
All other inorganic pigments, including TiO ₂ , chrome colors, and other white opaque pigments.....		325130-N	09/21	126.257	128.473	126.436	134.558	134.558
Synthetic organic dyes, pigments, lakes, and toners.....		325130-R	09/21	116.969	117.682	114.768	118.088	120.172
Synthetic organic dyes.....		325130-R8	12/82	139.456	137.767	137.811	138.037	138.421
Synthetic organic pigments, lakes, and toners.....		325130-R9	12/82	208.382	211.378	203.798	212.247	217.385
Secondary products and miscellaneous receipts.....		325130-SM						
Secondary products.....		325130-S	12/11	137.305	138.545	138.136	138.665	138.665
Other basic inorganic chemical manufacturing.....	32518		12/03	410.035	414.108	405.574	408.179	408.464
Other basic inorganic chemical manufacturing.....	325180		12/10	178.625	180.409	176.786	177.935	178.066
Primary products.....		325180-P	12/10	147.174	149.122	150.829	152.506	152.949
Potassium and sodium compounds, excluding bleaches, alkalis, and alum.....		325180-A	12/82	576.699	583.810	605.839	622.741	645.988
All other inorganic chemicals.....		325180-H	12/03	375.643	376.449	375.511	378.319	382.962
Inorganic acids, excluding nitric, sulfuric and phosphoric.....		325180-3	12/82	158.538	165.677	171.465	175.510	170.879
Sodium hydroxide (caustic soda).....		325180-4	12/80	721.556	727.205	751.632	770.709	771.727
Carbon black, all processes.....		325180-6	12/83	690.509	689.475	647.911	633.839	623.599
Other alkalis.....		325180-7	12/11	168.986	176.985	181.909	184.174	—
Sulfuric acid.....		325180-9	12/82	243.127	259.309	256.489	—	—
Secondary products and miscellaneous receipts.....		325180-SM						
Miscellaneous receipts.....		325180-M	12/10	328.753	329.309	271.521	273.795	271.521
Secondary products.....		325180-S	12/10	247.936	—	273.921	—	—
Other basic organic chemical mfg.	32519		12/03	244.474	242.493	244.441	246.585	243.417
Ethyl alcohol manufacturing.....	325193		12/03	262.493	264.552	260.153	266.565	253.995
Primary products.....		325193-P	12/82	288.907	287.973	280.701	292.654	272.862
Ethyl alcohol.....		325193-0	12/82	288.907	287.973	280.701	292.654	272.862
Secondary products and miscellaneous receipts.....		325193-SM						
Secondary products.....		325193-S	12/03	229.421	239.478	239.668	236.225	234.459
Cyclic crude, intermediate, and gum and wood chemical mfg.	325194		06/11	133.675	130.928	129.121	128.273	128.208
Primary products.....		325194-P	06/11	149.388	146.382	147.023	147.282	147.161
Gum and wood chemicals, including wood distillation products.....		325194-1	06/84	538.449	535.134	543.187	547.481	547.090
Cyclic crude and intermediate chemicals.....		325194-2	12/03	261.075	254.707	254.974	254.928	254.709
Secondary products and miscellaneous receipts.....		325194-SM						
All other basic organic chemical manufacturing.....	325199		12/03	246.975	243.578	248.712	249.640	249.781
Primary products.....		325199-P	12/82	427.000	419.449	429.993	431.579	431.548
Natural organic chemicals.....		325199-E	12/08	160.759	152.942	167.804	165.450	165.450
Synthetic organic chemicals for use as flavor and perfume materials.....		325199-H	12/03	—	—	—	137.127	137.127
Synthetic organic plasticizers.....		325199-N	12/03	264.774	249.043	238.705	235.969	209.738
Other synthetic organic chemicals.....		325199-R	12/03	205.561	206.074	202.182	196.809	197.309
Miscellaneous end use chemicals and chemical products, excluding urea.....		325199-T	12/82	411.595	410.097	419.855	423.715	442.817
Miscellaneous cyclic and acyclic chemicals and chemical products, excluding fatty acid esters.....		325199-V	12/82	424.138	407.506	439.328	444.232	431.118
Fatty acids.....		325199-1	06/85	411.372	390.596	370.361	379.963	354.466
Industrial organic flavor oil mixtures and blends.....		325199-7	12/08	463.068	463.068	463.068	463.068	463.068
Secondary products and miscellaneous receipts.....		325199-SM						
Miscellaneous receipts.....		325199-M	12/82	1,509.596	1,509.596	1,537.852	1,537.852	1,559.799
Secondary products.....		325199-S	12/82	317.924	319.222	319.371	320.907	321.188
Resin, synthetic rubber, and artificial/synthetic fiber/filaments mfg.	3252		12/84	273.816	272.744	267.339	258.420	252.855
Resin and synthetic rubber mfg.	32521		12/03	221.903	220.847	216.096	208.300	203.721
Plastics material and resins mfg.	325211		12/80	362.990	361.248	353.303	340.548	333.681
Primary products.....		325211-P	12/80	334.128	331.983	323.279	309.392	302.066
Thermoplastic resins and plastics materials.....		325211-1	12/80	329.278	326.451	316.901	300.185	291.825
Thermosetting resins and plastics materials.....		325211-4	12/80	360.049	363.078	360.984	368.713	369.360

See footnotes at end of table.

Table 11. Producer price indexes for net output of selected industries and their products, not seasonally adjusted — Continued
 [December 2022]

Title ¹	Industry code	Product code	Index base	Unadjusted index ²				
				Aug. 2022	Sept. 2022 ^P	Oct. 2022 ^P	Nov. 2022 ^P	Dec. 2022 ^P
Plastics material and resins mfg - Continued								
Secondary products and miscellaneous receipts.....		325211-SM						
Synthetic rubber manufacturing.....	325212		06/81	291.495	290.231	285.536	275.170	263.242
Primary products.....		325212-P	06/81	291.066	289.214	284.226	273.214	260.542
Synthetic rubber (vulcanizable elastomers).....		325212-0	06/81	291.066	289.214	284.226	273.214	260.542
Secondary products and miscellaneous receipts.....		325212-SM						
Artificial fibers and filaments manufacturing.....	32522		12/03	161.151	161.907	161.540	160.642	157.894
Artificial fibers and filaments manufacturing.....	325220		06/81	163.993	164.808	164.455	163.559	160.769
Primary products.....		325220-P	06/81	166.618	168.840	169.103	168.759	166.095
Polyester manufactured fibers.....		325220-7	12/89	159.329	167.343	170.291	168.929	163.495
Other noncellulosic organic fibers, incl. polyamide, polyolefin, and producer-textured.....		325220-9	06/11	129.399	129.651	129.180	129.172	127.825
Secondary products and miscellaneous receipts.....		325220-SM						
Pesticide, fertilizer, and other agricultural chemical mfg.....	3253		12/84	363.040	363.066	370.046	372.022	373.530
Fertilizer mfg.....	32531		12/03	318.859	316.942	323.180	326.561	325.315
Nitrogenous fertilizer manufacturing.....	325311		12/79	635.730	625.752	657.695	676.643	668.230
Primary products.....		325311-P	12/79	619.514	612.414	645.089	663.517	655.672
Synthetic ammonia, nitric acid, ammonium compounds, and urea.....		325311-A	12/14	175.254	173.155	182.814	188.261	185.942
Fertilizer materials of organic origin.....		325311-7	06/03	142.055	142.055	142.055	142.055	142.055
Secondary products and miscellaneous receipts.....		325311-SM						
Secondary products.....		325311-S	12/79	689.355	571.059	546.774	571.070	546.635
Phosphatic fertilizer manufacturing.....	325312		12/79	559.056	559.947	559.500	559.203	559.060
Primary products.....		325312-P	12/79	463.042	463.620	463.331	463.076	463.076
Phosphoric acid, superphosphates, and other phosphatic fertilizer materials.....		325312-A	12/09	224.651	225.021	224.837	224.673	224.673
Mixed fertilizers, made in plants which manufacture fertilizer materials.....		325312-7	12/79	495.492	495.492	495.492	495.492	495.492
Secondary products and miscellaneous receipts.....		325312-SM						
Fertilizer, mixing only, manufacturing.....	325314		12/79	307.334	306.335	308.141	307.447	309.606
Primary products.....		325314-P	12/79	309.343	308.126	310.181	309.417	312.658
Mixed fertilizers, mixing only.....		325314-0	06/86	274.770	273.689	275.514	274.836	277.714
Mixed fertilizers, dry, mixing only.....		325314-01	06/03	212.908	211.974	211.356	211.826	214.408
Mixed fertilizers, liquid, mixing only.....		325314-02	06/86	274.761	274.278	288.704	281.855	282.557
Secondary products and miscellaneous receipts.....		325314-SM						
Miscellaneous receipts.....		325314-M	12/79	233.260	234.671	233.702	233.706	224.053
Pesticide and other agricultural chemical mfg.....	32532		12/03	187.571	189.148	192.665	192.357	195.212
Pesticide and other agricultural chemical manufacturing.....	325320		06/82	258.265	260.437	265.279	264.855	268.787
Primary products.....		325320-P	06/82	274.576	276.903	282.337	281.717	286.131
Agricultural and commercial pesticides and chemicals.....		325320-1	06/03	191.692	192.318	196.653	196.032	199.553
Lawn and garden pesticides and chemicals.....		325320-4	06/03	173.478	191.914	191.914	193.966	193.966
Household and institutional pesticides and chemicals.....		325320-7	06/03	173.143	174.133	174.133	174.133	174.133
Secondary products and miscellaneous receipts.....		325320-SM						
Pharmaceutical and medicine mfg.....	3254		12/84	551.527	552.048	553.470	553.603	551.760
Pharmaceutical and medicine mfg.....	32541		12/03	230.280	230.498	231.091	231.147	230.377
Medicinal and botanical manufacturing.....	325411		06/82	181.858	182.493	182.365	183.220	183.220
Primary products.....		325411-P	06/82	185.101	185.747	185.617	186.487	186.487
Synthetic organic medicinal chemicals, medicinal & botanical drugs, & other products.....		325411-0	12/11	103.253	103.613	103.541	104.026	104.026
Pharmaceutical preparation manufacturing.....	325412		06/81	868.452	869.735	872.101	872.365	872.340
Primary products.....		325412-P	06/81	953.668	953.671	954.196	954.527	954.495
Pharmaceuticals acting on the respiratory system, for human use.....		325412-A	06/01	224.438	224.438	224.949	224.949	224.949
Antihistamines and bronchodilators, including antiasthmatics.....		325412-A111	06/81	1,121.537	1,121.537	1,121.537	1,121.537	1,121.537
Other respiratory preparations.....		325412-A112	06/01	231.693	231.693	232.416	232.416	232.416
Other respiratory preparations, over-the-counter.....		325412-A112OC	05/17	105.136	105.136	107.036	107.036	107.036
Other respiratory preparations, prescription.....		325412-A112RX	05/17	114.948	114.948	114.948	114.948	114.948
Pharmaceuticals acting on the digestive or the genito-urinary systems, for human use.....		325412-D	06/01	195.728	195.728	195.728	195.794	195.794
Other digestive or genito-urinary preparations.....		325412-D112	06/01	202.187	202.187	202.187	202.257	202.257
Other digestive or genito-urinary preparations, prescription.....		325412-D112RX	05/17	101.845	101.845	101.845	101.887	101.887
Pharmaceuticals acting on the skin, for human use.....		325412-G	06/01	177.301	177.301	177.301	177.301	177.301
Other pharmaceutical preparations acting on the skin.....		325412-G311	12/09	108.022	108.022	108.022	108.022	108.022
Anti-acne preparations.....		325412-G411	12/09	106.076	106.076	106.076	106.076	106.076
Vitamin, nutrient, and hematitic preparations, for human use.....		325412-L	06/01	146.729	146.827	147.851	147.851	147.945
Multivitamins.....		325412-L111	06/81	199.166	199.166	199.953	199.953	199.953
Other vitamins and nutrients.....		325412-L112	06/01	155.272	155.456	156.898	156.898	157.073
Pharmaceuticals affecting parasitic and infective diseases, for human use.....		325412-Q	06/01	276.720	276.720	276.720	277.068	277.068
Broad and medium spectrum antibiotics.....		325412-Q111	06/81	600.203	600.203	600.203	603.966	603.966

See footnotes at end of table.

Table 11. Producer price indexes for net output of selected industries and their products, not seasonally adjusted — Continued
 [December 2022]

Title ¹	Industry code	Product code	Index base	Unadjusted index ²				
				Aug. 2022	Sept. 2022 ^P	Oct. 2022 ^P	Nov. 2022 ^P	Dec. 2022 ^P
Pharmaceutical preparation manufacturing - Continued								
Systemic antivirals.....		325412-Q112	06/01	284.896	284.896	284.896	284.896	284.896
Other parasitic and infective diseases.....		325412-Q113	06/01	304.966	304.966	304.966	304.966	304.966
Pharmaceuticals affecting neoplasms, the endocrine system, & metabolic diseases, for human use.....		325412-1	06/01	322.826	322.826	322.826	322.826	322.824
Cancer therapy products.....		325412-1111	06/81	937.851	937.851	937.851	937.851	937.851
Insulin/antidiabetes products.....		325412-1112	06/81	1,605.267	1,605.267	1,605.267	1,605.267	1,605.267
Other neoplasms, endocrine system, and metabolic diseases.....		325412-1113	06/81	1,096.010	1,096.010	1,096.010	1,096.010	1,096.010
Hormones and oral contraceptives.....		325412-1114	12/09	225.193	225.193	225.193	225.193	225.186
Pharmaceuticals acting on the central nervous system and the sense organs, for human use.....		325412-4	06/01	326.502	326.502	326.502	326.502	326.502
Analgesics.....		325412-4111	06/01	337.360	337.360	337.360	337.360	337.360
Psychotherapeutics.....		325412-4112	06/81	6,746.330	6,746.330	6,746.330	6,746.330	6,746.330
Antidepressants.....		325412-41121	12/87	1,192.003	1,192.003	1,192.003	1,192.003	1,192.003
Other psychotherapeutics, including tranquilizers.....		325412-41123	06/01	355.067	355.067	355.067	355.067	355.067
Other central nervous system and sense organs.....		325412-4113	06/01	257.986	257.986	257.986	257.986	257.986
Anticonvulsants.....		325412-4114	12/09	245.476	245.476	245.476	245.476	245.476
Analgesics, over-the-counter.....		325412-4111OC	05/17	105.118	105.118	105.118	105.118	105.118
Analgesics, prescription.....		325412-4111RX	05/17	127.948	127.948	127.948	127.948	127.948
Pharmaceuticals acting on the cardiovascular system, for human use.....		325412-7	06/81	1,636.918	1,636.918	1,636.918	1,636.918	1,636.918
Other cardiovascular preparations.....		325412-7113	06/01	538.921	538.921	538.921	538.921	538.921
Secondary products and miscellaneous receipts.....		325412-SM						
Miscellaneous receipts.....		325412-M	06/81	557.986	565.081	575.643	575.643	575.643
Secondary products.....		325412-S	06/81	302.629	302.657	304.274	304.274	304.301
In-vitro diagnostic substance manufacturing.....	325413		03/80	282.809	280.931	281.323	281.323	280.331
Primary products.....		325413-P	06/87	198.831	197.911	198.236	198.236	197.415
In-vitro diagnostic substances.....		325413-0	06/91	176.559	175.742	176.031	176.031	175.302
Secondary products and miscellaneous receipts.....		325413-SM						
Secondary products.....		325413-S	03/80	431.763	—	—	—	—
Other biological product manufacturing.....	325414		06/91	244.978	245.021	245.668	245.390	239.349
Primary products.....		325414-P	06/91	248.512	248.566	249.363	249.021	249.021
Biological products, excluding diagnostic, for veterinary, industrial, and all other misc. uses.....		325414-A	03/80	173.285	173.487	176.506	175.210	175.210
Biological products, excluding diagnostic, for human use.....		325414-T	06/09	149.918	149.918	149.918	149.918	149.918
Secondary products and miscellaneous receipts.....		325414-SM1						
Paint, coating & adhesive mfg.....	3255		12/03	232.736	234.821	236.230	236.463	237.458
Paint and coating mfg.....	32551		06/83	414.523	417.654	420.878	421.397	422.759
Paint and coating manufacturing.....	325510		06/83	413.813	416.938	420.164	420.682	422.041
Primary products.....		325510-P	06/83	421.550	424.959	426.703	427.250	428.736
Miscellaneous allied paint products including paint and varnish removers, thinners, etc.....		325510-B	12/88	381.048	387.129	384.086	384.086	384.086
Architectural coatings.....		325510-1	06/83	490.970	494.746	500.465	500.442	503.196
Exterior architectural coatings.....		325510-11	12/12	177.997	180.724	183.302	183.280	185.942
Interior architectural coatings.....		325510-12	12/12	151.757	152.229	153.739	153.739	153.739
Product finishes for original equipment manufacturers (OEM), excluding marine coatings.....		325510-4	06/83	264.529	267.123	267.915	268.835	269.625
Transportation finishes, except powdered and high-solids coatings.....		325510-41	12/12	118.596	119.507	121.386	122.248	123.624
All other product finishes for original equipment manufacturers (OEM), excluding marine coating.....		325510-42	12/12	148.690	150.258	150.039	150.361	150.361
Special purpose coatings incl. marine, industrial, construction and maintenance coatings, etc.....		325510-7	06/83	556.990	559.658	555.951	556.929	557.395
Automotive, other transportation and machinery refinish paints and enamels, including primers.....		325510-71	12/12	173.588	173.588	174.076	174.076	174.076
Special purpose coatings, including all marine coatings and traffic marking paints.....		325510-72	12/12	154.292	155.351	153.692	154.080	154.265
Secondary products and miscellaneous receipts.....		325510-SM						
Secondary products.....		325510-S	06/83	347.285	347.285	347.285	348.069	347.898
Adhesive mfg.....	32552		12/03	213.419	215.971	216.478	216.575	217.940
Adhesive manufacturing.....	325520		12/83	347.093	351.260	352.084	352.242	354.461
Primary products.....		325520-P	12/83	351.955	354.402	355.340	355.499	357.791
Nonstructural caulking compounds and sealants.....		325520-A	12/06	215.776	215.776	215.830	215.830	215.584
Structural sealants (load bearing).....		325520-B	12/06	135.672	135.672	136.847	136.847	132.807
Synthetic resin & rubber adhesives, incl all types of bonding & laminating adhesives.....		325520-4	12/83	360.724	364.710	365.972	366.232	370.924
Epoxy adhesives.....		325520-41	06/06	190.466	200.422	200.422	200.422	200.422
Other synthetic resin and rubber adhesives.....		325520-46	06/97	241.958	244.767	245.495	245.707	245.707
Secondary products and miscellaneous receipts.....		325520-SM						
Secondary products.....		325520-S	12/83	289.116	292.459	292.344	292.604	293.750
Soap, cleaners, and toilet preparation mfg.....	3256		12/84	203.582	203.750	203.974	204.165	204.769

See footnotes at end of table.

Table 11. Producer price indexes for net output of selected industries and their products, not seasonally adjusted — Continued
 [December 2022]

Title ¹	Industry code	Product code	Index base	Unadjusted index ²				
				Aug. 2022	Sept. 2022 ^P	Oct. 2022 ^P	Nov. 2022 ^P	Dec. 2022 ^P
Soap, cleaners, and toilet preparation mfg - Continued								
Soap & cleaning compound mfg.	32561		12/03	174.055	174.126	173.715	173.947	174.864
Soap and other detergent manufacturing.	325611		06/83	205.897	207.765	208.037	209.977	209.994
Primary products.		325611-P	06/83	205.427	207.527	207.877	210.395	210.395
Soaps and detergents, commercial, industrial, and institutional.		325611-1	06/83	303.914	304.025	304.600	306.129	306.129
Commercial, industrial, and institutional hard surface cleaners.		325611-11	06/07	133.681	133.681	133.681	133.681	133.681
Commercial, industrial, and institutional laundry detergents.		325611-12	06/07	169.993	169.993	170.896	170.896	170.896
Commercial, industrial, and institutional dishwashing detergents.		325611-13	12/11	139.358	139.358	139.358	139.358	139.358
Commercial, industrial, and institutional metal cleaners.		325611-14	12/11	142.590	142.590	142.590	142.590	142.590
Commercial, industrial, and institutional soaps, excluding specialty cleaners.		325611-17	06/07	157.669	158.123	158.609	158.609	158.609
Commercial, industrial, and institutional scouring cleaners.		325611-18	05/18	100.485	100.485	—	—	—
Household detergents.		325611-4	06/83	163.210	166.939	167.341	171.654	171.654
Household alkaline detergents and cleaners.		325611-45	05/18	118.903	128.399	128.447	139.432	139.432
Household dry and liquid laundry detergents.		325611-46	05/18	106.060	106.060	106.409	106.409	106.409
Soaps, excluding specialty cleaners, household.		325611-7	06/83	218.650	220.139	220.158	220.158	220.158
Secondary products and miscellaneous receipts.		325611-SM						
Miscellaneous receipts.		325611-M	06/83	225.649	233.846	233.814	233.828	233.813
Secondary products.		325611-S	06/83	190.766	191.259	191.280	191.369	191.441
Polish and other sanitation good mfg.	325612		06/83	240.531	242.588	243.021	242.956	243.002
Primary products.		325612-P	06/83	250.498	250.978	251.636	251.538	251.607
Polishing preparations and related products.		325612-7	06/83	297.869	298.614	301.412	301.412	301.412
Specialty cleaning and sanitation products.		325612-8	05/17	117.539	117.828	118.053	117.980	118.032
Disinfectants, nonagricultural, industrial and institutional.		325612-81	05/17	137.139	139.084	139.084	139.084	139.084
Air and room fresheners.		325612-83	06/83	187.917	187.917	187.917	187.917	187.917
Laundry fabric softeners and rinses, liquid and dry.		325612-88	05/17	110.180	110.208	110.208	110.208	110.208
Other specialty cleaning and sanitation products.		325612-89	06/89	187.152	187.142	188.129	187.809	188.033
Secondary products and miscellaneous receipts.		325612-SM						
Miscellaneous receipts.		325612-M	06/83	173.560	173.560	173.560	173.560	173.560
Surface active agent manufacturing.	325613		12/83	353.573	346.263	342.150	338.205	344.558
Primary products.		325613-P	12/83	384.790	376.709	372.171	367.602	374.934
Surfactants, finishing agents, and assistants.		325613-0	12/83	384.790	376.709	372.171	367.602	374.934
Textile and leather assistants and finishes.		325613-01	12/83	270.527	276.522	276.722	253.826	253.826
Surfactants (bulk surface active agents).		325613-02	12/83	429.224	417.186	411.247	411.247	420.760
Secondary products and miscellaneous receipts.		325613-SM						
Toilet preparation mfg.	32562		12/03	127.013	127.177	127.818	127.881	127.928
Toilet preparation manufacturing.	325620		03/80	230.992	231.291	232.457	232.571	232.657
Primary products.		325620-P	03/80	231.013	231.396	232.738	232.844	232.923
Denture cleaners, mouthwashes, gargles, and rinses.		325620-A	12/03	136.672	136.821	136.613	136.823	136.648
Creams, lotions, and oils, excluding shaving, hair, and deodorant.		325620-D	03/80	220.839	221.259	224.404	224.404	224.404
Other cosmetics and toilet preparations.		325620-G	06/99	120.332	120.356	120.356	120.356	120.356
Shaving preparations.		325620-1	03/80	248.563	248.730	248.730	249.459	249.459
Perfumes, toilet waters, and colognes.		325620-4	03/80	233.770	233.770	236.452	236.452	236.452
Hair preparations (including shampoos).		325620-7	03/80	265.629	266.889	269.004	269.365	269.830
Hair preparations incl professional, consumer, and cream/gel shampoos.		325620-71	06/07	149.165	150.047	151.263	151.454	151.715
Hair tonics and hair dressings incl professional and consumer use.		325620-72	06/07	123.860	123.975	124.886	125.084	125.301
Secondary products and miscellaneous receipts.		325620-SM						
Secondary products.		325620-S	03/80	371.874	372.606	378.781	379.965	380.846
Other chemical product & preparation mfg.	3259		12/03	177.534	176.187	174.084	174.530	174.734
Printing ink mfg.	32591		12/03	189.549	188.492	188.571	189.827	190.096
Printing ink manufacturing.	325910		06/84	254.093	252.676	252.782	254.469	254.830
Primary products.		325910-P	06/84	258.370	256.921	257.030	258.797	259.185
Flexographic printing inks.		325910-A	06/84	307.679	307.679	307.679	307.679	307.679
Nonimpact/digital inks.		325910-E	06/05	219.644	215.836	215.928	220.237	221.163
All other printing inks.		325910-H	06/84	224.238	226.947	228.174	227.521	227.521
Lithographic and offset inks.		325910-6	06/84	241.652	241.652	241.652	241.652	241.652
News and nonheat web offset printing inks.		325910-61	12/89	331.419	331.419	331.419	331.419	331.419
Publication and commercial web inks.		325910-62	12/97	156.179	156.179	156.179	156.179	156.179
Sheet-fed general inks.		325910-63	12/97	161.984	161.984	161.984	161.984	161.984
Sheet-fed packaging inks.		325910-64	06/05	148.548	148.548	148.548	148.548	148.548
Gravure printing inks.		325910-7	06/84	173.030	172.944	172.944	172.944	172.944
Secondary products and miscellaneous receipts.		325910-SM						
Miscellaneous receipts.		325910-M	06/84	189.805	189.805	189.805	189.805	189.805
Secondary products.		325910-S	06/84	169.967	166.662	166.824	167.026	166.241
Explosives mfg.	32592		12/06	150.034	149.821	151.594	153.280	153.483
Explosives manufacturing.	325920		12/80	381.056	380.514	385.018	389.301	389.816

See footnotes at end of table.

Table 11. Producer price indexes for net output of selected industries and their products, not seasonally adjusted — Continued
 [December 2022]

Title ¹	Industry code	Product code	Index base	Unadjusted index ²				
				Aug. 2022	Sept. 2022 ^P	Oct. 2022 ^P	Nov. 2022 ^P	Dec. 2022 ^P
Explosives manufacturing - Continued								
Primary products.....		325920-P	12/80	338.642	338.170	342.692	347.237	347.794
Explosives.....		325920-0	12/80	340.841	340.366	344.917	349.491	350.053
Secondary products and miscellaneous receipts.....		325920-SM						
All other chemical product & preparation mfg.....	32599		12/03	176.268	174.820	172.199	172.457	172.650
Custom compounding of purchased resins.....	325991		06/93	214.049	214.522	208.641	209.098	208.825
Primary products.....		325991-P	06/93	223.954	224.488	217.844	218.321	218.036
Custom compounding of purchased resins and color concentrates.....		325991-0	06/93	222.833	223.365	216.754	217.229	216.945
Secondary products and miscellaneous receipts.....		325991-SM						
Photographic film and chemical manufacturing.....	325992		12/03	155.641	157.825	151.897	151.770	151.362
Primary products.....		325992-P	12/03	167.020	168.375	158.905	164.430	162.824
Photographic sensitized film, plates, paper, & cloth.....		325992-T	06/07	181.635	183.109	169.865	177.288	175.360
Photographic sensitized film, plates, paper, & cloth, silver-halide-type (excluding X-ray).....		325992-T1	01/00	178.105	178.328	-	-	-
Sensitized photographic film, plates, paper & cloth, other than silver-halide-type, incl. X-ray.....		325992-T3	12/03	167.536	170.781	171.537	171.408	174.047
Prepared photographic chemicals.....		325992-5	12/83	77.935	78.567	78.453	78.963	78.478
Secondary products and miscellaneous receipts.....		325992-SM						
Other miscellaneous chemical product manufacturing.....	325998		06/85	262.205	255.792	256.530	257.124	258.206
Primary products.....		325998-P	06/85	256.713	249.693	250.425	250.856	252.022
Water treating compounds.....		325998-A	06/85	230.613	219.686	219.288	220.306	221.771
All other chemical preparations, including essential oils.....		325998-J	06/85	277.793	271.954	272.167	271.761	273.475
Secondary products and miscellaneous receipts.....		325998-SM						
Miscellaneous receipts.....		325998-M	12/03	160.352	160.809	160.809	162.512	162.512
Secondary products.....		325998-S	06/85	368.878	367.923	369.440	371.255	371.661
Plastics and rubber products mfg.....	326		12/84	255.367	255.122	254.086	253.825	254.141
Plastics product mfg.....	3261		06/93	229.254	228.849	227.443	226.991	227.205
Unsupported plastics film, sheet, and bag mfg.....	32611		12/03	208.990	207.605	206.418	205.651	203.693
Plastics bag and pouch manufacturing.....	326111		12/03	215.186	215.125	214.047	211.916	211.790
Primary products.....		326111-P	12/03	218.155	218.144	217.093	215.138	215.145
Single-web film specialty bags, pouches, and liners.....		326111-1	12/83	334.101	334.080	332.340	328.446	328.497
Polyethylene grocery and variety bags and pouches.....		326111-11	06/07	169.644	169.341	169.113	167.752	167.752
Polyethylene refuse bags.....		326111-12	06/07	161.653	161.280	157.362	151.405	151.405
Other polyethylene bags, pouches, and liners.....		326111-15	06/07	178.920	179.097	178.722	177.242	177.399
Coextruded single-web film specialty bags, pouches, & liners.....		326111-16	06/13	138.399	136.709	136.709	136.709	136.709
Multiweb film/film combination specialty bags, pouches, and liners.....		326111-3	12/03	207.410	207.431	207.262	211.156	210.899
Secondary products and miscellaneous receipts.....		326111-SM						
Secondary products.....		326111-S	12/03	231.354	230.404	227.621	220.143	219.167
Plastics packaging film and sheet mfg.....	326112		12/03	176.858	176.749	174.532	173.394	171.825
Primary products.....		326112-P	12/03	178.853	179.040	176.656	175.765	174.054
Single-web film, rolls, and sheets, including coextruded, for flexible packaging uses.....		326112-1	12/87	270.368	271.776	267.586	266.438	267.283
Single-web film, rolls, and sheets for flexible packaging uses.....		326112-11	06/07	173.869	175.189	173.532	173.255	173.255
Coextruded single-web film, for flexible packaging uses.....		326112-12	06/07	166.579	165.618	158.458	155.713	158.633
Film/film multiweb laminated rolls and sheets, excluding foil, for flexible packaging uses.....		326112-3	12/87	207.994	205.985	204.370	202.944	194.173
Secondary products and miscellaneous receipts.....		326112-SM						
Secondary products.....		326112-S	12/03	178.697	175.632	174.322	170.358	169.671
Nonpackaging plastics film and sheet mfg.....	326113		06/93	260.338	256.790	256.391	256.690	253.085
Primary products.....		326113-P	12/82	323.489	319.927	318.944	317.524	315.255
Unlaminated plastics film and sheet, excluding packaging.....		326113-0	12/82	323.489	319.927	318.944	317.524	315.255
Unlaminated polyethylene film and sheet.....		326113-01	06/93	303.837	308.976	311.130	309.869	310.296
Unlaminated vinyl and vinyl copolymer film and sheet.....		326113-03	06/93	261.548	267.305	267.305	267.305	261.302
Miscellaneous unlaminated plastics film and sheet.....		326113-04	06/93	259.742	245.614	243.914	243.914	242.093
Secondary products and miscellaneous receipts.....		326113-SM						
Secondary products.....		326113-S	06/93	183.011	177.762	179.310	185.239	175.839
Plastics pipe/fitting/unsupported shapes mfg.....	32612		12/03	297.048	294.658	290.189	291.382	291.691
Unlaminated plastics profile shape manufacturing.....	326121		06/93	176.996	174.718	171.923	175.810	181.063
Primary products.....		326121-P	12/82	228.564	225.355	221.697	227.195	234.320
Unlaminated plastics profile shapes.....		326121-0	12/82	228.564	225.355	221.697	227.195	234.320
Secondary products and miscellaneous receipts.....		326121-SM						
Plastics pipe and pipe fitting manufacturing.....	326122		06/93	524.437	521.279	513.559	511.760	506.074
Primary products.....		326122-P	12/82	508.210	504.493	496.568	494.824	489.132
Plastics pipe.....		326122-1	12/82	506.433	502.205	492.497	491.881	485.157
Plastics drain, waste and vent pipe.....		326122-11	06/87	295.322	297.422	282.914	278.390	272.418

See footnotes at end of table.

Table 11. Producer price indexes for net output of selected industries and their products, not seasonally adjusted — Continued
 [December 2022]

Title ¹	Industry code	Product code	Index base	Unadjusted index ²				
				Aug. 2022	Sept. 2022 ^P	Oct. 2022 ^P	Nov. 2022 ^P	Dec. 2022 ^P
Plastics pipe and pipe fitting manufacturing - Continued								
Plastics water pipe.....		326122-13	06/87	442.472	440.317	441.549	441.283	431.418
Plastics sewer, stormdrain, and water main pipe.....		326122-18	12/17	239.503	232.052	228.061	230.503	227.214
Other plastics pipe.....		326122-1B	07/87	546.404	534.178	522.024	522.024	522.024
Plastics pipe fittings and unions.....		326122-3	12/03	435.843	434.678	434.882	429.052	428.238
Secondary products and miscellaneous receipts.....		326122-SM						
Miscellaneous receipts.....		326122-M	12/99	236.999	252.103	254.063	253.083	253.460
Secondary products.....		326122-S1	12/17	144.855	144.150	146.319	145.951	145.616
Laminated plastics plate, sheet, and shape mfg.....	32613		12/03	164.556	164.107	164.107	164.779	164.780
Laminated plastics plate, sheet (except packaging), and shape manufacturing.....								
Primary products.....	326130		06/93	204.683	204.125	204.125	204.961	204.962
Laminated plastics plate, sheet (except packaging), and shapes.....		326130-P	12/82	268.005	267.154	267.154	268.013	268.013
Secondary products and miscellaneous receipts.....		326130-0	12/82	268.005	267.154	267.154	268.013	268.013
Secondary products.....		326130-SM						
		326130-S	06/93	185.423	186.294	186.294	—	—
Polystyrene foam product mfg.....	32614		12/03	339.466	342.136	332.470	333.474	334.450
Polystyrene foam product manufacturing.....								
Primary products.....	326140		12/03	339.607	342.277	332.610	333.615	334.591
Packaging, polystyrene foam products.....		326140-P	12/03	334.574	337.804	326.115	327.213	328.341
Polystyrene foam food containers.....		326140-21	06/06	359.781	373.404	345.196	350.251	353.616
Polystyrene foam protective shipping pads, shaped cushioning, etc.....		326140-22	06/06	323.743	323.737	323.737	323.737	320.968
Building and construction polystyrene foam products.....		326140-3	12/03	245.828	245.828	245.828	245.123	244.547
Consumer and institutional polystyrene foam products.....		326140-5	12/82	439.011	440.602	419.425	422.289	425.903
All other polystyrene foam products incl. transportation application uses.....		326140-9	06/06	201.865	201.865	201.865	198.007	198.007
Secondary products and miscellaneous receipts.....		326140-SM						
Foam product (ex polystyrene) mfg.....	32615		12/03	200.907	200.838	200.267	199.590	202.185
Urethane and other foam product mfg.....								
Primary products.....	326150		12/03	200.880	200.811	200.240	199.565	202.158
Packaging polyurethane foam products.....		326150-P	12/03	196.182	196.103	195.467	194.731	197.448
Furniture and furnishings polyurethane foam products.....		326150-2	12/03	291.290	291.290	291.290	291.290	291.290
Polyurethane foam formed & slab stock for pillows/seating/etc.....		326150-4	12/82	332.083	331.247	328.208	325.279	326.439
Consumer and institutional polyurethane foam products.....		326150-41	12/05	176.235	174.595	168.636	167.131	167.727
All other miscellaneous polyurethane foam products.....		326150-5	12/03	206.445	206.445	206.445	206.445	231.830
Products made of foam other than polystyrene or polyurethane.....		326150-6	12/03	117.949	117.949	118.263	118.263	118.664
Secondary products and miscellaneous receipts.....		326150-9	12/99	159.708	160.473	160.942	160.942	160.942
Secondary products.....		326150-SM						
		326150-S	12/03	244.453	244.528	244.911	245.125	245.759
Plastics bottle mfg.....	32616		12/03	156.979	156.185	154.880	154.540	154.468
Plastics bottle manufacturing.....								
Primary products.....	326160		06/93	176.934	176.039	174.568	174.185	174.104
Plastics bottles.....		326160-P	12/82	197.685	196.653	194.975	194.541	194.448
Secondary products and miscellaneous receipts.....		326160-0	06/87	188.373	187.390	185.791	185.377	185.288
		326160-SM						
Other plastics product mfg.....	32619		12/03	182.675	182.711	182.575	181.910	182.559
Plastics plumbing fixture manufacturing.....								
Primary products.....	326191		06/93	200.630	200.934	200.941	200.303	201.647
Plastics plumbing fixtures.....		326191-P	06/93	202.208	202.507	202.498	201.821	203.247
Secondary products and miscellaneous receipts.....		326191-0	06/93	202.208	202.507	202.498	201.821	203.247
Miscellaneous receipts.....		326191-SM						
		326191-M	12/04	104.334	104.593	104.768	104.768	104.768
All other plastics product manufacturing.....								
Primary products.....	326199		06/93	202.076	202.107	201.951	201.212	201.913
All other reinforced and fiberglass plastics products.....		326199-P	06/87	239.723	239.761	239.533	238.599	238.614
Consumer/institutional/commercial fabricated plastics products (excl. foam and wire coated).....		326199-A	06/93	244.024	246.125	246.125	246.125	250.225
Transportation fabricated plastics products (excluding foam and reinforced plastics).....		326199-C	06/93	215.125	213.709	214.585	215.059	215.113
Electrical and electronic fabricated plastics (excluding foam and reinforced plastics).....		326199-1	06/93	139.489	140.032	140.475	140.223	140.220
Industrial machinery plastics products, excluding foam (incl. gears, bearings, etc.).....		326199-2	12/82	145.890	148.790	150.055	150.055	152.663
Plastics packaging (excluding film, sheet, foam, and bottles).....		326199-3	06/93	193.955	194.369	194.369	191.376	191.376
Building & construction fabricated plastics products (excl foam, plumbing fixtures, hardware).....		326199-4	06/93	216.195	216.313	213.411	210.881	209.918
Secondary products and miscellaneous receipts.....		326199-8	12/03	187.486	187.130	186.609	184.911	183.665
Miscellaneous receipts.....		326199-SM						
Secondary products.....		326199-M	12/99	171.901	171.901	172.589	172.589	187.521
		326199-S	06/93	176.201	176.220	175.964	175.826	175.935
Rubber product mfg.....	3262		12/03	187.943	188.420	189.366	189.952	190.418
Tire mfg.....	32621		06/81	209.001	209.815	211.547	212.559	213.566

See footnotes at end of table.

Table 11. Producer price indexes for net output of selected industries and their products, not seasonally adjusted — Continued
 [December 2022]

Title ¹	Industry code	Product code	Index base	Unadjusted index ²				
				Aug. 2022	Sept. 2022 ^P	Oct. 2022 ^P	Nov. 2022 ^P	Dec. 2022 ^P
Tire mfg - Continued								
Tire manufacturing, except retreading.....	326211		06/81	209.010	209.824	211.557	212.570	213.577
Primary products.....		326211-P	06/81	192.671	193.534	195.371	196.444	197.512
Tread rubber, tire sundries, and repair materials.....		326211-H	06/81	287.833	287.833	287.850	287.850	287.933
Pneumatic tires (including passenger, truck, bus, tractor, industrial, and other tires).....		326211-0	12/11	115.875	116.432	117.616	118.309	118.995
Passenger car pneumatic tires (casings).....		326211-01	06/81	172.404	172.404	176.357	176.652	176.652
Truck and bus (including off-the-highway) pneumatic tires.....		326211-03	06/81	192.785	195.199	193.315	196.077	199.371
Secondary products and miscellaneous receipts.....		326211-SM						
Rubber and plastics hose and belting.....	32622		12/03	208.137	208.213	206.819	206.525	206.660
Rubber and plastics hose and belting mfg.....	326220		12/81	332.792	332.914	330.681	330.211	330.426
Primary products.....		326220-P	12/81	333.268	333.401	332.169	331.644	331.880
Rubber and plastics belt and belting mfg.....		326220-D	12/11	143.461	143.597	144.124	144.241	144.241
Rubber and plastics transmission belts and belting (excluding flat).....		326220-D2	12/81	226.837	226.837	229.182	229.182	229.182
Rubber and plastic hose mfg.....		326220-H	12/11	136.606	136.606	135.364	134.910	135.077
Rubber and plastics hose for on- and off-highway motor vehicles.....		326220-H3	12/04	153.543	153.543	151.968	150.589	150.589
Industrial rubber and plastics hose without fittings.....		326220-H4	12/04	169.487	169.487	166.031	166.031	166.031
Rubber and plastics water hose (incl. fire, irrigation, etc.).....		326220-H5	12/04	273.609	273.609	272.120	272.120	274.868
Secondary products and miscellaneous receipts.....		326220-SM						
Miscellaneous receipts.....		326220-M	12/04	181.381	181.381	173.937	-	-
Other rubber product mfg.....	32629		12/88	209.279	209.615	210.661	211.194	211.237
Rubber product mfg. for mechanical use.....	326291		12/88	159.857	159.858	159.879	160.334	160.338
Primary products.....		326291-P	12/88	150.760	150.760	150.760	151.346	151.346
Other extruded rubber mechanical goods (excl. auto)(excl. tubing).....		326291-C	12/03	148.189	148.189	148.189	149.441	149.441
Molded rubber mechanical goods, automotive.....		326291-1	06/83	104.640	104.640	104.640	104.640	104.640
Molded rubber mechanical goods, transportation (excluding automotive)/off-highway machinery.....		326291-2	12/03	150.065	150.065	150.065	150.065	150.065
Other molded rubber mechanical goods (excluding tubing).....		326291-9	12/03	180.162	180.162	180.162	180.162	180.162
Secondary products and miscellaneous receipts.....		326291-SM						
Secondary products.....		326291-S	06/83	276.270	276.278	276.510	276.374	276.420
All other rubber product manufacturing.....	326299		06/83	281.173	281.907	284.173	284.849	284.936
Primary products.....		326299-P	06/83	283.049	283.879	286.547	287.342	287.342
Rubber druggist and medical sundries, excluding gloves.....		326299-A	12/03	145.912	146.039	146.039	146.039	146.039
All other miscellaneous rubber goods.....		326299-B	06/83	230.280	234.923	234.923	234.923	234.923
Rubber compounds or mixtures for sale or interplant transfer.....		326299-6	06/83	321.879	321.892	330.212	330.212	330.212
All other industrial rubber products.....		326299-7	06/83	312.018	312.444	313.977	317.650	317.650
Secondary products and miscellaneous receipts.....		326299-SM						
Nonmetallic mineral product manufacturing.....	327		12/84	269.541	270.760	272.114	274.025	275.301
Clay product and refractory manufacturing.....	3271		12/03	169.906	170.968	171.760	172.190	173.280
Pottery, ceramics, and plumbing fixture mfg.....	32711		12/84	266.189	267.729	268.091	268.981	269.407
Pottery, ceramics, and plumbing fixture mfg.....	327110		12/11	146.292	147.137	147.336	147.825	148.059
Primary products.....		327110-P	12/11	141.120	142.118	142.353	142.929	143.205
All other pottery products (including china decorated for the trade).....		327110-6	12/06	164.211	164.211	164.211	164.211	166.089
Porcelain, steatite, and other ceramic electrical products.....		327110-7	12/85	307.409	309.462	310.540	313.190	313.313
Secondary products and miscellaneous receipts.....		327110-SM						
Clay building material and refractories mfg.....	32712		12/03	169.576	170.670	171.720	172.086	173.551
Clay building material and refractories mfg.....	327120		12/11	133.722	134.585	135.413	135.702	136.857
Primary products.....		327120-P	12/11	134.505	135.060	135.949	136.262	137.510
Brick and structural clay tile.....		327120-1	12/84	238.041	238.127	252.862	252.862	252.862
Building or common brick.....		327120-11	12/84	235.691	235.780	251.022	251.022	251.022
Glazed brick and other brick (paving, floor, and sewer).....		327120-12	12/04	180.535	180.535	180.679	180.679	180.679
Clay floor and wall tile, glazed and unglazed (including quarry tile and ceramic mosaic tile).....		327120-2	06/85	112.860	114.857	113.009	113.009	111.717
Nonclay refractories (excluding dead-burned magnesia).....		327120-6	12/04	196.289	196.855	195.073	196.000	197.626
Clay refractories.....		327120-7	12/04	208.977	208.977	208.977	208.977	215.746
All other structural clay products, excluding clay refractories.....		327120-9	12/85	277.863	279.257	279.257	279.257	281.065
Secondary products and miscellaneous receipts.....		327120-SM						
Miscellaneous receipts.....		327120-M	12/11	129.020	134.419	134.502	134.502	134.502
Glass and glass product manufacturing.....	3272		12/03	157.671	157.658	158.719	160.251	160.239
Glass and glass product manufacturing.....	32721		12/03	157.671	157.658	158.719	160.251	160.239
Flat glass manufacturing.....	327211		12/80	154.327	153.324	156.809	159.220	159.220
Primary products.....		327211-P	12/80	147.721	146.661	150.272	152.818	152.818
Flat glass (float, sheet, and plate process), made by flat glass producers.....		327211-1	12/80	155.347	153.818	157.037	160.708	-
Other glass products, made by flat glass producers.....		327211-4	12/06	167.094	167.094	172.852	172.852	172.852
Secondary products and miscellaneous receipts.....		327211-SM						

See footnotes at end of table.

Table 11. Producer price indexes for net output of selected industries and their products, not seasonally adjusted — Continued
[December 2022]

Title ¹	Industry code	Product code	Index base	Unadjusted index ²				
				Aug. 2022	Sept. 2022 ^P	Oct. 2022 ^P	Nov. 2022 ^P	Dec. 2022 ^P
Flat glass manufacturing - Continued								
Other pressed and blown glass and glassware.....	327212		06/83	185.013	185.082	185.214	185.214	185.212
Primary products.....		327212-P	06/83	184.256	184.327	184.463	184.463	184.463
Glass fiber and machine-made pressed and blown glass and glassware, made by glass producers.....		327212-B	06/12	139.499	139.553	139.656	139.656	139.656
Handmade pressed and blown glassware, made by glass producers.....		327212-9	12/04	131.022	131.022	131.118	131.118	131.118
Secondary and miscellaneous receipts.....		327212-SM						
Glass container manufacturing.....	327213		06/82	250.239	250.239	250.239	254.358	254.358
Primary products.....		327213-P	06/82	251.156	251.156	251.156	255.325	255.325
Glass containers (including value of packaging).....		327213-0	12/03	180.657	180.657	180.657	183.656	183.656
Secondary products and miscellaneous receipts.....		327213-SM1						
Glass product mfg. made of purchased glass.....	327215		06/83	197.355	197.761	198.954	200.505	200.475
Primary products.....		327215-P	06/83	191.416	191.845	193.103	194.583	194.536
Other glass products, made from purchased glass.....		327215-B	06/83	184.801	185.370	187.026	189.103	189.103
Machine-made pressed and blown glassware, made from purchased glass.....		327215-C	06/13	126.059	126.193	126.649	126.623	126.367
Mirrors (decorated and undecorated), made from purchased glass.....		327215-9	06/83	192.568	192.568	192.568	192.568	-
Secondary products and miscellaneous receipts.....		327215-SM						
Cement and concrete product manufacturing.....	3273		12/03	216.734	218.508	219.631	221.307	223.326
Cement manufacturing.....	32731		06/82	299.589	301.543	306.079	306.976	307.023
Cement manufacturing.....	327310		06/82	299.595	301.550	306.085	306.983	307.030
Primary products.....		327310-P	06/82	295.652	297.677	301.794	302.724	302.771
Cement, hydraulic (including cost of shipping containers).....		327310-0	06/89	292.273	294.275	298.346	299.265	299.312
Secondary products and miscellaneous receipts.....		327310-SM						
Ready-mix concrete manufacturing.....	32732		12/03	219.013	220.980	221.888	224.288	227.701
Ready-mix concrete manufacturing.....	327320		06/81	339.575	342.624	344.033	347.753	353.043
Primary products.....		327320-P	06/81	335.715	338.817	340.148	344.021	349.531
Northeast region ready-mix concrete.....		327320-A	12/12	147.951	147.016	149.817	150.279	-
Midwest region ready-mix concrete.....		327320-B	12/12	142.909	143.647	143.075	148.595	151.559
South region ready-mix concrete.....		327320-C	12/12	152.727	155.075	155.272	154.152	156.585
West region ready-mix concrete.....		327320-D	12/12	165.355	166.746	168.430	172.372	173.206
Secondary products and miscellaneous receipts.....		327320-SM						
Miscellaneous receipts.....		327320-M	06/81	381.862	384.638	389.748	389.748	389.748
Secondary products.....		327320-S	06/81	383.265	383.227	383.246	383.244	383.139
Concrete pipe, brick, and block manufacturing.....	32733		12/03	194.401	197.908	198.599	198.637	199.894
Concrete block and brick manufacturing.....	327331		06/81	321.558	325.676	326.586	326.602	326.877
Primary products.....		327331-P	06/81	332.662	337.234	338.363	338.276	338.591
Concrete block and brick.....		327331-0	12/06	157.750	159.918	160.454	160.413	160.562
Structural concrete block, lightweight units (weighing less than 105 lb/cubic ft.) (dry weight).....		327331-01	06/81	300.756	304.421	306.833	306.833	306.833
Structural concrete block, mediumweight units (weighing 105 - 124 lb/cubic ft.) (dry weight).....		327331-02	06/81	380.710	388.653	390.670	390.670	392.228
Structural concrete block, normalweight units (weighing 125 lb or more/cubic ft.) (dry weight).....		327331-03	06/81	362.232	368.326	368.890	368.978	369.093
Decorative concrete block (including screen, split, slump, shadowal block, etc.).....		327331-04	06/81	293.973	297.628	298.851	298.407	298.897
Concrete pavers (including grid, interlocking, etc.).....		327331-05	06/81	335.042	339.963	339.963	339.963	340.274
Concrete brick.....		327331-06	06/81	309.714	310.892	310.892	310.892	310.892
Secondary products and miscellaneous receipts.....		327331-SM						
Miscellaneous receipts.....		327331-M	06/81	287.401	291.511	291.511	291.511	291.511
Secondary products.....		327331-S	06/81	287.016	283.265	284.436	286.321	287.161
Concrete pipe manufacturing.....	327332		12/03	204.383	210.061	211.065	211.160	214.615
Primary products.....		327332-P	12/03	203.145	208.788	209.787	209.881	213.315
Concrete pipe.....		327332-0	12/03	203.145	208.788	209.787	209.881	213.315
Concrete storm sewer pipe.....		327332-02	12/99	266.407	269.369	274.735	275.020	275.020
Concrete pipe, except concrete culvert and storm sewer pipe.....		327332-03	06/94	254.564	255.144	255.144	255.144	262.508
Other concrete product manufacturing.....	32739		12/03	230.102	230.337	231.488	233.100	233.217
Other concrete product manufacturing.....	327390		12/03	230.123	230.358	231.508	233.120	233.239
Primary products.....		327390-P	12/03	227.697	227.940	229.163	230.722	230.748
Precast concrete products.....		327390-1	12/79	407.659	409.343	412.773	414.038	415.256
Precast concrete slabs and tile, roof and floor units.....		327390-11	07/85	363.866	379.892	381.880	381.880	382.167
Precast concrete architectural wall panels.....		327390-12	11/84	353.042	347.506	348.445	348.445	348.445
Burial vaults and boxes, precast concrete.....		327390-13	12/79	447.176	447.176	449.837	451.325	451.325
Precast concrete products (excl burial vaults and boxes, slabs and tile, and arch. wall panels).....		327390-14	12/79	381.020	381.120	385.565	387.496	389.446
Prestressed concrete products.....		327390-4	12/79	414.788	412.176	411.367	417.940	415.124

See footnotes at end of table.

Table 11. Producer price indexes for net output of selected industries and their products, not seasonally adjusted — Continued
 [December 2022]

Title ¹	Industry code	Product code	Index base	Unadjusted index ²				
				Aug. 2022	Sept. 2022 ^P	Oct. 2022 ^P	Nov. 2022 ^P	Dec. 2022 ^P
Other concrete product manufacturing - Continued								
Prestressed concrete products (excl bridge beams and solid and hollow cored slabs and panels).....		327390-43	06/94	214.188	213.132	213.029	213.278	213.278
Prestressed concrete bridge beams.....		327390-46	01/17	212.470	209.986	209.422	212.338	211.768
Prestressed concrete solid and hollow cored slabs and panels.....		327390-47	01/17	163.211	163.398	162.764	171.427	166.513
Secondary products and miscellaneous receipts.....		327390-SM						
Secondary products.....		327390-S	12/79	490.384	490.666	490.666	490.952	499.073
Lime and gypsum product manufacturing.....	3274		12/03	237.885	238.554	239.846	241.753	241.490
Lime manufacturing.....	32741		12/03	266.952	267.918	274.070	278.762	278.762
Lime manufacturing.....	327410		12/85	343.229	344.471	352.380	358.413	358.413
Primary products.....		327410-P	12/85	357.108	358.400	366.629	372.906	372.906
Lime.....		327410-0	12/04	260.065	261.006	266.999	271.570	271.570
Secondary products and miscellaneous receipts.....		327410-SM						
Gypsum product manufacturing.....	32742		12/03	238.208	238.783	237.980	238.752	238.356
Gypsum product manufacturing.....	327420		06/81	389.186	390.130	388.819	390.084	389.439
Primary products.....		327420-P	06/81	417.077	418.446	417.185	418.765	418.152
Gypsum building materials.....		327420-1	12/93	349.806	351.154	349.912	351.469	350.865
Other gypsum products.....		327420-5	01/00	243.423	243.423	243.423	243.423	243.423
Secondary products and miscellaneous receipts.....		327420-SM						
Other nonmetallic mineral products.....	3279		12/84	252.312	252.722	253.439	254.357	254.775
Abrasive product manufacturing.....	32791		12/03	166.092	165.312	167.101	170.986	171.369
Abrasive product manufacturing.....	327910		12/80	277.067	275.767	278.751	285.231	285.870
Primary products.....		327910-P	12/80	293.321	291.927	294.902	301.848	302.533
Nonmetallic sized grains, powders, and flour abrasives (incl. graded only).....		327910-1	06/87	245.196	245.196	245.397	245.397	245.397
Nonmetallic abrasive products (including diamond abrasives).....		327910-4	12/80	274.369	274.944	278.950	291.078	291.078
Nonmetallic coated abrasive products and buffing wheels, polishing wheels, and laps.....		327910-7	12/80	344.949	344.949	351.597	363.533	363.533
Secondary products and miscellaneous receipts.....		327910-SM						
Miscellaneous receipts.....		327910-M	12/80	341.882	341.882	356.809	356.809	356.809
All other nonmetallic mineral product mfg.....	32799		12/03	195.885	196.528	196.677	196.374	196.665
Cut stone and stone product manufacturing.....	327991		12/84	238.774	240.031	240.199	240.199	240.172
Primary products.....		327991-P	12/84	232.465	233.765	233.939	233.939	233.939
Dressed dimension granite (including gneiss, syenite, diorite, and cut granite).....		327991-1	12/84	226.964	227.481	227.481	227.481	227.481
Dressed dimension limestone (including dolomite, travertine, calcareous, tufa, & cut limestone).....		327991-4	12/84	204.238	204.238	204.238	204.238	204.238
Dressed dimension marble and other stone.....		327991-7	12/84	232.007	236.262	237.057	237.057	237.057
Secondary products and miscellaneous receipts.....		327991-SM						
Ground or treated minerals and earths mfg.....	327992		06/85	299.795	299.751	300.872	299.126	300.743
Primary products.....		327992-P	06/85	293.897	293.851	294.997	293.212	294.733
Ground or treated minerals and earths.....		327992-0	06/85	293.897	293.851	294.997	293.212	294.733
Treated lightweight aggregate and crushed slag, minerals and earths.....		327992-04	12/14	147.594	147.594	147.639	147.639	147.639
Other minerals and earths, treated.....		327992-06	12/14	86.826	84.789	84.863	85.288	86.307
Secondary products and miscellaneous receipts.....		327992-SM						
Mineral wool manufacturing.....	327993		12/81	288.123	289.550	289.170	288.800	289.087
Primary products.....		327993-P	12/81	288.401	289.866	289.476	289.023	289.318
Mineral wool for thermal and acoustical envelope insulation.....		327993-1	12/81	302.954	303.178	302.611	301.953	302.306
Mineral wool for industrial, equipment, and appliance insulation.....		327993-4	12/81	232.889	236.710	236.710	236.710	236.861
Secondary products and miscellaneous receipts.....		327993-SM						
Miscellaneous receipts.....		327993-M1	07/09	134.151	134.151	134.151	135.532	135.532
All other miscellaneous nonmetallic mineral product manufacturing.....	327999		12/03	173.184	173.437	173.701	173.707	173.816
Primary products.....		327999-P	12/03	171.862	171.893	172.274	172.274	172.356
All other nonmetallic mineral products.....		327999-0	12/03	171.862	171.893	172.274	172.274	172.356
Other nonmetallic mineral products.....		327999-09	06/06	113.781	113.863	114.860	114.860	115.075
Secondary products and miscellaneous receipts.....		327999-SM						
Primary metal mfg.....	331		12/84	324.107	311.098	299.901	296.816	293.212
Iron & steel mills & ferroalloy mfg.....	3311		12/03	318.060	296.385	280.681	272.060	265.333
Iron & steel mills & ferroalloy mfg.....	33111		12/03	318.060	296.385	280.681	272.060	265.333
Iron and steel mills and ferroalloy mfg.....	331110		06/82	341.139	317.913	301.059	291.822	284.620
Primary products.....		331110-P	06/82	344.277	319.804	303.243	293.509	285.583
Steel ingots and semifinished products.....		331110-3	06/82	551.231	531.895	519.641	504.206	508.264
Ferroalloys and related products.....		331110-6	12/09	145.443	141.771	137.786	135.700	134.327
Hot rolled steel bars, plates, and structural shapes.....		331110-7	06/82	331.563	323.414	319.093	315.919	308.300
Hot rolled steel bars, plates, and structural shapes, carbon.....		331110-71	12/17	192.061	187.333	185.132	183.683	178.929

See footnotes at end of table.

Table 11. Producer price indexes for net output of selected industries and their products, not seasonally adjusted — Continued
 [December 2022]

Title ¹	Industry code	Product code	Index base	Unadjusted index ²				
				Aug. 2022	Sept. 2022 ^P	Oct. 2022 ^P	Nov. 2022 ^P	Dec. 2022 ^P
Iron and steel mills and ferroalloy mfg - Continued								
Secondary products and miscellaneous receipts.....		331110-SM						
Steel product mfg from purchased steel.....	3312		12/03	351.174	344.499	337.723	330.608	321.833
Iron & steel pipe and tube mfg from purchased steel.....	33121		12/03	425.716	421.703	415.852	407.725	396.136
Iron and steel pipe and tube manufacturing from purchased steel.....	331210		06/82	608.849	603.146	594.762	583.138	566.568
Primary products.....		331210-P	06/82	629.630	624.865	615.706	603.667	586.647
Iron and steel pipes and tubes, from purchased iron and steel.....		331210-0	06/82	629.630	624.865	615.706	603.667	586.647
Pipe and tube, carbon.....		331210-02	12/10	243.132	240.441	234.499	229.446	223.729
Pipe and tube, alloy.....		331210-03	12/10	198.906	202.051	206.393	203.499	194.189
Pipe and tube, stainless.....		331210-04	12/10	136.905	132.239	133.426	132.039	130.305
Secondary products and miscellaneous receipts.....		331210-SM1						
Rolling & drawing of purchased steel.....	33122		12/03	290.740	281.205	273.270	266.891	260.570
Rolled steel shape mfg.....	331221		06/82	324.906	308.696	296.402	283.428	271.141
Primary products.....		331221-P	06/82	303.094	288.474	275.801	261.881	249.247
Cold rolled steel sheet and strip, made from purchased steel.....		331221-1	06/82	325.286	301.654	285.873	262.782	243.439
Cold finished steel bars and bar shapes, made from purchased steel.....		331221-3	06/82	293.843	293.387	284.867	285.453	283.194
Secondary products and miscellaneous receipts.....		331221-SM						
Steel wire drawing.....	331222		06/82	377.096	370.257	363.369	360.895	357.881
Primary products.....		331222-P	06/82	388.221	380.799	373.513	371.276	368.016
Steel wire, including galvanized and other coated wire.....		331222-5	06/82	329.198	324.197	318.723	315.926	311.615
Carbon steel wire.....		331222-5A	06/82	335.859	332.303	329.663	325.209	319.211
Stainless steel wire.....		331222-5C	06/82	290.126	282.166	270.136	-	-
Secondary products and miscellaneous receipts.....		331222-SM						
Miscellaneous receipts.....		331222-M	03/98	163.039	161.832	161.577	156.777	156.306
Secondary products.....		331222-S	06/82	213.003	212.449	207.020	207.009	206.476
Alumina & aluminum production & processing.....	3313		12/03	162.672	159.920	154.535	153.639	155.305
Alumina & aluminum production & processing.....	33131		12/03	162.765	160.012	154.624	153.728	155.394
Secondary smelting and alloying of aluminum.....	331314		12/03	196.285	193.320	187.647	184.601	185.231
Primary products.....		331314-P	06/80	213.847	210.546	203.726	200.050	200.682
Aluminum ingot, including billet, made by secondary smelters.....		331314-2	12/03	204.779	201.218	193.863	189.866	190.547
Aluminum and aluminum-base alloys powders, paste, and flakes.....		331314-5	12/03	131.893	131.893	131.893	132.061	132.061
Secondary products and miscellaneous receipts.....		331314-SM						
Aluminum sheet, plate, and foil mfg.....	331315		06/81	216.966	213.783	208.139	204.230	-
Primary products.....		331315-P	06/81	224.243	220.954	215.121	211.080	-
Aluminum sheet, plate, and foil.....		331315-0	06/81	224.243	220.954	215.121	211.080	-
Other aluminum rolling, drawing, and extruding.....	331318		12/81	265.412	264.458	252.543	249.888	253.161
Primary products.....		331318-P	12/81	274.889	273.844	261.602	258.785	262.399
Extruded aluminum rod, bar, and other extruded shapes.....		331318-1	12/81	292.921	291.814	278.838	275.900	279.725
Extruded and drawn aluminum tube.....		331318-3	12/94	129.737	129.217	123.137	121.525	123.346
Secondary products and miscellaneous receipts.....		331318-SM						
Nonferrous (exc alum) production & processing.....	3314		12/03	269.242	264.776	258.429	270.203	274.130
Nonferrous metal (except aluminum) smelting and refining.....	33141		12/03	277.166	266.972	261.766	278.587	-
Nonferrous metal (except aluminum) smelting and refining.....	331410		12/09	109.108	105.095	103.044	109.669	-
Primary products.....		331410-P	12/09	113.673	109.498	107.182	114.441	-
Primary smelting and refining of copper.....		331410-1	06/80	286.148	285.875	283.432	-	-
Secondary products and miscellaneous receipts.....		331410-SM1						
Copper rolling/drawing/extruding & alloying.....	33142		12/03	302.246	303.642	292.317	303.996	307.346
Copper rolling, drawing, extruding, and alloying.....	331420		12/11	119.351	119.902	115.430	120.042	121.365
Primary products.....		331420-P	12/11	118.863	119.466	114.807	119.785	121.137
Copper wire and cable.....		331420-A	12/03	262.288	263.091	258.743	265.341	268.319
Copper and copper alloy sheet, strip, and plate.....		331420-5	12/80	444.806	445.066	435.688	466.884	471.446
Secondary smelting, refining, and alloying of copper.....		331420-8	12/03	408.602	393.398	374.351	383.694	373.153
Copper and copper alloy rod, bar, and shapes.....		331420-9	12/80	490.582	489.709	476.761	513.561	520.036
Secondary products and miscellaneous receipts.....		331420-SM						
Other nonferrous roll/draw/extruding/alloying.....	33149		12/03	237.110	230.697	227.612	237.376	238.986
Nonferrous metal (except copper and aluminum) rolling, drawing, and extruding.....	331491		12/03	219.321	218.314	213.113	211.012	211.138
Primary products.....		331491-P	12/03	189.609	188.763	184.099	182.751	182.850
All other nonferrous metal mill shapes.....		331491-D	06/82	301.575	302.306	286.288	287.657	289.028
Nickel and nickel-base alloy mill shapes.....		331491-2	06/82	301.228	296.770	286.375	279.493	278.976
Titanium and titanium-base alloy mill shapes.....		331491-3	06/82	179.744	180.929	181.734	181.734	181.734
Secondary products and miscellaneous receipts.....		331491-SM						
Secondary products.....		331491-S	06/82	372.668	366.344	364.076	364.076	365.614

See footnotes at end of table.

Table 11. Producer price indexes for net output of selected industries and their products, not seasonally adjusted — Continued
 [December 2022]

Title ¹	Industry code	Product code	Index base	Unadjusted index ²				
				Aug. 2022	Sept. 2022 ^P	Oct. 2022 ^P	Nov. 2022 ^P	Dec. 2022 ^P
Nonferrous metal (except copper and aluminum) rolling, drawing, and extruding - Continued								
Secondary smelting, refining, and alloying of nonferrous metal (except copper and aluminum).....	331492		12/03	261.079	250.946	249.036	266.784	269.416
Primary products.....		331492-P	12/03	260.133	249.232	247.175	266.266	268.876
Secondary products and miscellaneous receipts.....		331492-SM						
Foundries.....	3315		12/03	197.027	197.561	197.147	199.122	198.429
Ferrous metal foundries.....	33151		12/84	284.927	284.511	284.568	286.738	285.214
Iron foundries.....	331511		12/80	335.195	334.286	337.473	341.689	337.265
Primary products.....		331511-P	12/80	322.077	321.052	323.949	328.707	323.714
Ductile iron pressure pipe and fittings.....		331511-1	12/80	428.470	426.109	423.326	459.575	455.546
Other ductile iron castings.....		331511-3	06/86	213.288	212.877	215.954	215.987	213.690
Other ductile iron castings for automotive uses.....		331511-31	06/12	110.904	110.753	111.123	111.042	108.467
Other ductile iron castings for all other uses.....		331511-32	06/12	136.574	136.253	139.360	139.472	139.277
Other gray iron castings.....		331511-9	12/03	206.854	206.113	208.791	208.756	201.843
Secondary products and miscellaneous receipts.....		331511-SM						
Steel investment foundries.....	331512		06/81	365.641	365.641	357.785	357.880	357.880
Primary products.....		331512-P	06/81	348.596	348.596	340.871	340.871	340.871
Steel investment castings.....		331512-0	06/81	348.596	348.596	340.871	340.871	340.871
Secondary products and miscellaneous receipts.....		331512-SM						
Secondary products.....		331512-S	06/81	503.564	503.564	503.564	507.815	507.815
Steel foundries, except investment.....	331513		06/81	265.576	265.692	264.824	265.262	268.038
Primary products.....		331513-P	12/03	200.509	200.413	199.705	200.060	202.327
Carbon steel castings, except investment.....		331513-1	06/81	287.562	286.176	286.454	287.637	295.187
Alloy steel castings, excluding investment.....		331513-4	12/17	139.946	140.337	139.368	139.367	139.367
High alloy steel castings, except investment.....		331513-41	06/81	377.096	377.096	377.096	377.096	-
Other alloy steel castings, except investment.....		331513-43	12/03	190.497	191.297	189.319	189.317	189.317
Secondary products and miscellaneous receipts.....		331513-SM						
Nonferrous metal foundries.....	33152		12/84	241.538	243.785	242.398	245.739	245.590
Nonferrous metal die-casting foundries.....	331523		12/11	122.080	122.468	121.462	123.421	123.194
Primary products.....		331523-P	12/11	123.254	123.648	122.579	124.664	124.458
Aluminum die-castings.....		331523-1	06/83	191.373	190.861	189.676	194.548	194.016
Nonferrous (except aluminum) die-castings.....		331523-3	06/91	263.938	268.578	264.684	263.634	263.904
Secondary products and miscellaneous receipts.....		331523-SM						
Secondary products.....		331523-S	12/11	111.413	111.855	111.734	111.909	111.093
Aluminum foundries, except die-casting.....	331524		06/91	214.176	219.761	219.785	221.650	222.723
Primary products.....		331524-P	06/91	194.864	200.955	201.015	203.048	204.218
Aluminum castings, excluding die-castings.....		331524-0	06/91	194.864	200.955	201.015	203.048	204.218
Secondary products and miscellaneous receipts.....		331524-SM						
Secondary products.....		331524-S1	06/08	273.506	273.506	273.274	273.274	273.287
Other nonferrous metal foundries, except die-casting.....	331529		12/11	128.283	129.229	128.559	130.261	129.747
Primary products.....		331529-P	12/11	123.904	125.134	124.721	125.963	125.491
Copper foundries (excluding die-casting).....		331529-5	06/83	389.331	395.527	393.446	399.702	397.323
Secondary products and miscellaneous receipts.....		331529-SM						
Fabricated metal product mfg.....	332		12/84	272.988	272.639	272.370	272.493	272.036
Forging & stamping.....	3321		12/03	183.977	182.372	179.374	176.794	176.365
Forging & stamping.....	33211		12/03	184.007	182.402	179.403	176.823	176.394
Iron and steel forging.....	332111		12/83	192.340	191.827	190.150	189.327	186.883
Primary products.....		332111-P	12/83	189.907	189.350	187.602	186.744	184.196
Hot impression die impact, press and upset steel forgings.....		332111-1	12/83	200.356	200.624	198.991	197.355	194.235
Hot impression die impact, press and upset carbon steel forgings.....		332111-11	12/83	-	206.518	203.912	202.934	195.142
Hot impression die impact, press and upset alloy steel forgings.....		332111-12	12/83	186.656	186.789	185.782	183.178	184.004
Secondary products and miscellaneous receipts.....		332111-SM						
Nonferrous forging.....	332112		12/83	175.520	175.504	173.282	173.938	173.962
Primary products.....		332112-P	12/83	194.844	194.829	191.979	192.837	192.959
Hot impression die impact, press and upset nonferrous forgings.....		332112-4	12/83	205.911	205.893	202.641	203.620	203.759
Hot impression die impact, press, and upset aluminum and aluminum alloy forgings.....		332112-41	12/83	242.299	242.258	234.742	235.461	235.782
Hot impression die impact, press, and upset titanium and titanium alloy forgings.....		332112-42	12/83	145.817	145.817	145.817	145.817	145.817
Other nonferrous hot impression die impact, press, and upset forgings.....		332112-43	06/98	151.537	151.537	151.537	155.270	155.270
Secondary products and miscellaneous receipts.....		332112-SM						
Custom roll forming.....	332114		12/03	221.771	216.129	208.093	198.398	198.319
Primary products.....		332114-P	12/84	259.032	251.721	241.309	228.747	228.645

See footnotes at end of table.

Table 11. Producer price indexes for net output of selected industries and their products, not seasonally adjusted — Continued
 [December 2022]

Title ¹	Industry code	Product code	Index base	Unadjusted index ²				
				Aug. 2022	Sept. 2022 ^P	Oct. 2022 ^P	Nov. 2022 ^P	Dec. 2022 ^P
Custom roll forming - Continued								
Custom roll formed products (steel, aluminum and other metal).....		332114-0	06/90	251.494	244.396	234.287	222.090	221.991
Secondary products and miscellaneous receipts.....		332114-SM						
Powder metallurgy part mfg.....	332117		12/03	133.463	133.186	131.123	131.123	—
Primary products.....		332117-P	12/03	134.058	133.780	131.707	131.707	—
Powder metallurgy parts.....		332117-0	12/91	137.588	137.303	135.176	135.176	—
Other metal stamping, except automotive.....	332119		06/84	253.419	253.101	251.706	251.498	251.941
Primary products.....		332119-P	12/03	197.431	197.376	197.612	197.612	197.922
Metal job stampings, except automotive.....		332119-3	06/84	261.533	261.441	263.121	263.121	263.639
Motor and generator metal job stamping.....		332119-32	06/07	135.758	135.758	128.533	128.533	128.533
Other metal job stampings.....		332119-33	06/07	172.277	172.277	174.156	174.156	174.572
Secondary products and miscellaneous receipts.....		332119-SM						
Miscellaneous receipts.....		332119-M	12/03	154.207	—	—	—	—
Cutlery & handtool mfg.....	3322		12/03	155.195	155.247	156.483	156.795	158.307
Cutlery & handtool mfg.....	33221		12/03	155.179	155.232	156.468	156.780	158.291
Metal cookware, cutlery, and flatware mfg.....	332215		12/11	126.662	126.662	127.082	127.082	130.003
Primary products.....		332215-P	12/11	125.782	125.782	126.399	126.399	128.195
Cutlery, scissors, shears, trimmers, and snips.....		332215-2	12/83	285.749	285.749	284.014	284.014	311.563
Secondary products and miscellaneous receipts.....		332215-SM						
Miscellaneous receipts.....		332215-M	12/11	132.201	132.201	130.545	130.545	145.959
Secondary products.....		332215-S	12/11	133.418	133.418	133.418	133.418	133.418
Saw blade, handsaw, and hand and edge tool mfg.....	332216		12/11	127.098	127.167	128.534	128.945	129.167
Primary products.....		332216-P	12/11	126.282	126.255	127.644	127.966	128.214
Saw blades and handsaws.....		332216-C	06/83	206.358	206.358	212.534	212.534	212.534
Edge tools, hand-operated.....		332216-4	06/96	195.373	200.030	200.030	200.030	200.030
All other miscellaneous hand tools, except handsaws.....		332216-7	12/11	134.297	134.297	134.820	134.820	134.820
Secondary products and miscellaneous receipts.....		332216-SM						
Miscellaneous receipts.....		332216-M	12/11	133.580	133.580	134.724	134.724	134.724
Secondary products.....		332216-S	12/11	130.733	132.861	134.352	137.475	137.713
Architectural & structural metals mfg.....	3323		12/03	258.159	256.234	255.108	253.753	252.573
Plate work & fabricated structural prod mfg.....	33231		12/03	279.116	276.894	273.752	272.284	270.034
Prefabricated metal buildings and components mfg.....	332311		12/81	509.380	498.753	488.998	487.212	478.480
Primary products.....		332311-P	12/81	530.778	518.139	504.356	503.651	495.190
Prefabricated metal bldg & component systems (excl. farm service bldgs, resid. bldgs, & parts).....		332311-1	12/81	553.719	549.946	537.682	537.691	534.379
Other prefabricated and portable metal buildings and parts.....		332311-3	12/81	478.892	449.748	433.324	431.286	413.256
Panels, parts, and sections for prefabricated buildings, steel and aluminum.....		332311-34	12/81	446.514	—	—	—	—
Secondary products and miscellaneous receipts.....		332311-SM						
Fabricated structural metal mfg.....	332312		12/03	274.644	272.782	269.494	268.164	266.595
Primary products.....		332312-P	06/82	364.906	361.000	355.680	353.680	351.391
Fabricated structural metal bar joists and concrete reinforcing bars.....		332312-1	06/82	359.278	354.244	345.388	342.550	339.179
Fabricated structural iron and steel for industrial buildings metal bar joists, short span.....		332312-11	06/11	186.440	180.464	170.240	168.130	167.798
Fabricated structural iron & steel for commercial, residential, institutional, & public bldgs.....		332312-12	06/11	208.440	206.271	202.390	200.886	198.614
Other fabricated structural metal.....		332312-5	06/82	378.887	377.020	375.377	374.375	374.375
Fabricated structural metal for bridges.....		332312-6	06/82	271.733	268.826	276.021	276.648	273.678
Secondary products and miscellaneous receipts.....		332312-SM						
Miscellaneous receipts.....		332312-M1	01/21	193.704	199.339	200.646	200.389	—
Plate work mfg.....	332313		12/03	228.586	228.586	228.586	226.192	223.740
Primary products.....		332313-P	12/03	225.983	225.983	225.983	223.615	221.192
Fabricated plate work (stacks and weldments).....		332313-0	03/80	342.752	342.752	342.752	339.161	335.485
Ornamental & architectural metal prod mfg.....	33232		12/03	240.302	238.657	239.563	238.305	238.195
Metal window and door mfg.....	332321		06/83	408.418	401.237	403.790	404.210	404.264
Primary products.....		332321-P	06/83	426.791	419.682	422.529	423.062	423.125
Metal molding and trim and store fronts.....		332321-B	06/83	1,163.348	1,062.242	1,068.669	1,068.669	1,068.669
Metal windows (except storm sash).....		332321-D	06/83	403.285	401.632	406.618	406.777	406.777
Metal doors (except storm doors).....		332321-1	06/83	410.007	406.945	409.380	410.211	410.317
Metal window and door screens (except combination screens) and metal weather strip.....		332321-9	06/83	345.082	345.082	345.474	345.474	345.474
Secondary products and miscellaneous receipts.....		332321-SM						
Secondary products.....		332321-S	06/83	337.864	329.613	330.675	330.478	330.478
Sheet metal work mfg.....	332322		12/82	299.462	298.299	299.416	296.318	296.038
Primary products.....		332322-P	12/82	297.109	295.685	296.971	293.732	293.485
Sheet metal electronic enclosures.....		332322-C	06/11	139.551	139.665	139.735	139.553	139.605

See footnotes at end of table.

Table 11. Producer price indexes for net output of selected industries and their products, not seasonally adjusted — Continued
 [December 2022]

Title ¹	Industry code	Product code	Index base	Unadjusted index ²				
				Aug. 2022	Sept. 2022 ^P	Oct. 2022 ^P	Nov. 2022 ^P	Dec. 2022 ^P
Sheet metal work mfg - Continued								
Steel sheet metal computer & peripheral equipment enclosures.....		332322-C1	06/11	121.373	121.555	122.590	122.433	122.609
Aluminum sheet metal computer & peripheral equipment enclosures.....		332322-C2	06/11	167.649	167.886	167.861	167.648	167.648
Other sheet metal electronic enclosures (excluding computers).....		332322-C3	06/11	135.413	135.433	134.927	134.749	134.741
Other sheet metal work.....		332322-G	12/03	165.488	168.351	168.940	167.725	167.420
Aluminum and other sheet metal work.....		332322-G3	06/11	132.092	132.206	132.959	131.406	131.017
Sheet metal air-conditioning ducts and stove pipe.....		332322-1	12/03	290.205	290.419	290.482	290.482	290.482
Sheet metal roofing and roof drainage equipment.....		332322-7	12/03	246.614	245.669	251.240	241.660	242.860
Secondary products and miscellaneous receipts.....		332322-SM						
Secondary products.....		332322-S	12/03	199.522	200.281	200.278	199.155	199.137
Ornamental and architectural metal work mfg.....	332323		12/83	507.148	508.230	508.259	507.354	507.284
Primary products.....		332323-P	12/83	550.323	551.124	550.958	550.053	550.053
Open metal flooring, grating, and studs.....		332323-6	12/97	—	—	—	291.470	—
Ornamental and architectural metal work.....		332323-8	12/97	411.739	413.110	412.826	411.882	411.882
Iron, steel, and aluminum stairs, staircases, and fire escapes.....		332323-81	12/83	605.540	605.051	604.454	602.483	602.483
Steel and aluminum fences, gates (not wire), and railings and window guards...		332323-82	12/97	299.558	303.448	303.448	303.434	303.434
Other architectural and ornamental work.....		332323-9	12/97	327.700	327.700	327.700	327.700	327.700
Other aluminum and metal architectural and ornamental work.....		332323-91	12/88	317.874	317.874	317.874	317.874	317.874
Other iron and steel architectural and ornamental work.....		332323-92	12/97	348.537	348.537	348.537	348.537	348.537
Secondary products and miscellaneous receipts.....		332323-SM						
Secondary products.....		332323-S	12/83	249.333	248.746	251.453	249.589	248.492
Boiler, tank & shipping container mfg.....	3324		12/03	225.110	227.471	226.974	226.520	226.541
Power boiler & heat exchanger mfg.....	33241		12/03	240.042	247.664	246.601	247.106	248.471
Power boiler and heat exchanger mfg.....	332410		12/03	240.188	247.847	246.771	247.274	248.644
Primary products.....		332410-P	12/03	239.905	248.766	247.192	247.677	249.178
Fabricated heat exchangers and steam condensers (excluding nuclear applications).....		332410-1	03/80	505.314	517.695	518.332	519.505	522.341
Steel power boilers (stationary and marine), parts and attachments (excl. nuclear applications).....		332410-6	05/21	—	123.010	118.131	—	—
Secondary products and miscellaneous receipts.....		332410-SM						
Metal tank (heavy gauge) mfg.....	33242		12/03	237.146	238.327	238.681	238.716	237.798
Metal tanks, heavy gauge, mfg.....	332420		12/03	237.013	238.186	238.539	238.574	237.662
Primary products.....		332420-P	12/03	230.883	231.655	232.008	232.008	231.396
Metal tanks, heavy gauge.....		332420-0	12/03	230.883	231.655	232.008	232.008	231.396
Secondary products and miscellaneous receipts.....		332420-SM						
Secondary products.....		332420-S	03/80	345.056	351.324	351.737	352.200	347.468
Light gauge metal container mfg.....	33243		12/84	225.857	227.054	226.280	225.184	225.217
Metal can mfg.....	332431		06/81	222.134	223.590	223.132	223.071	223.114
Primary products.....		332431-P	06/81	220.543	222.057	221.971	221.971	221.971
Steel cans and tinware products.....		332431-1	06/81	325.504	331.528	331.528	331.528	331.528
Aluminum cans (including lids, ends, and parts shipped separately).....		332431-3	06/81	160.194	160.194	160.095	160.095	160.095
Secondary products and miscellaneous receipts.....		332431-SM						
Secondary products.....		332431-S	06/81	219.841	219.846	216.160	215.737	214.934
Other metal container mfg.....	332439		12/03	284.479	284.924	282.785	277.423	277.423
Steel shipping barrels & drums, exc. beer barrels (more than 12-gallon capacity)....		332439-3	06/83	511.617	514.595	500.287	459.653	—
All other metal containers.....		332439-6	12/03	225.603	225.603	225.603	225.603	225.603
Secondary products and miscellaneous receipts.....		332439-SM						
Secondary products.....		332439-S	12/03	224.083	224.083	224.083	224.083	224.083
Hardware mfg.....	3325		12/03	200.539	200.544	200.343	201.912	202.258
Hardware mfg.....	33251		12/03	200.539	200.544	200.343	201.912	202.258
Hardware mfg.....	332510		06/85	268.982	268.989	268.720	270.824	271.287
Primary products.....		332510-P	06/85	256.768	256.772	256.475	257.789	257.808
All other miscellaneous hardware.....		332510-A	06/85	469.122	469.088	468.581	468.420	468.751
Furniture hardware (excluding cabinet hardware).....		332510-2	06/85	300.712	300.712	300.712	299.559	299.559
Builders' hardware, including fabricated metal safe and vault locks, & cabinet hardware.....		332510-4	06/85	296.135	296.150	296.135	296.561	296.561
Motor vehicle hardware (lock units, door & window handles, window regulators, hinges, etc.).....		332510-6	06/85	164.989	164.989	164.989	170.300	170.300
Other transportation equipment hardware, incl. marine & aircraft (excl. motor vehicle hardware).....		332510-7	06/85	399.748	399.748	395.059	381.341	381.341
Secondary products and miscellaneous receipts.....		332510-SM						
Miscellaneous receipts.....		332510-M	07/85	387.626	387.626	387.626	388.564	389.906
Secondary products.....		332510-S	06/85	327.565	327.609	327.609	343.329	350.207
Spring & wire product mfg.....	3326		12/03	245.917	246.386	251.429	273.296	272.974
Spring & wire product mfg.....	33261		12/03	245.917	246.386	251.429	273.296	272.974

See footnotes at end of table.

Table 11. Producer price indexes for net output of selected industries and their products, not seasonally adjusted — Continued
 [December 2022]

Title ¹	Industry code	Product code	Index base	Unadjusted index ²				
				Aug. 2022	Sept. 2022 ^P	Oct. 2022 ^P	Nov. 2022 ^P	Dec. 2022 ^P
Spring & wire product mfg - Continued								
Spring mfg.....	332613		12/11	170.480	171.398	171.644	207.238	206.490
Primary products.....		332613-P	12/11	177.951	178.957	179.234	219.309	218.466
Cold formed steel springs, except wire.....		332613-3	06/81	295.674	294.608	294.612	508.026	507.512
Hot formed steel springs, except wire.....		332613-4	06/81	283.623	277.872	—	—	—
Precision mechanical wire springs.....		332613-5	12/82	267.452	267.927	269.451	270.709	270.928
Precision mechanical extension- and torsion-type wire springs.....		332613-51	06/01	228.387	229.028	232.167	231.418	230.670
Precision mechanical compression-type wire springs.....		332613-52	06/01	178.315	178.551	178.936	180.401	180.868
Secondary products and miscellaneous receipts.....		332613-SM						
Secondary products.....		332613-S	12/11	110.847	111.489	111.490	111.493	111.502
Other fabricated wire product mfg.....	332618		12/82	343.165	342.904	355.046	353.709	354.085
Primary products.....		332618-P	12/82	314.013	314.098	327.186	326.136	326.829
Other ferrous wire products, excluding springs, made from purchased wire.....		332618-B	12/82	334.754	331.982	369.708	369.447	370.513
Other fabricated wire products, made from purchased wire.....		332618-2	06/85	173.518	174.617	178.260	178.260	178.260
Ferrous wire cloth and other ferrous woven wire products, made from purchased wire.....		332618-3	12/82	186.785	189.938	192.676	192.676	192.676
Steel fencing and fence gates, made from purchased wire.....		332618-7	12/82	508.239	503.986	503.043	481.358	487.487
Steel nails, staples, tacks, spikes, and brads, made from purchased wire.....		332618-9	12/03	251.705	251.669	251.893	251.939	—
Secondary products and miscellaneous receipts.....		332618-SM						
Secondary products.....		332618-S	12/82	671.470	672.197	672.197	677.735	677.434
Mach shops, turn prod, screw, nut, bolt mfg.....	3327		12/03	164.131	164.761	164.737	165.108	165.249
Machine shops.....	33271		12/03	144.380	144.750	145.482	145.887	146.035
Machine shops.....	332710		06/84	192.062	192.554	193.527	194.066	194.263
Primary products.....		332710-P	06/84	190.247	190.680	191.589	192.135	192.339
Machine shop job work and job order repairs.....		332710-0	06/84	188.920	189.350	190.252	190.795	190.997
Secondary products and miscellaneous receipts.....		332710-SM						
Turned product & screw, nut & bolt mfg.....	33272		12/84	243.245	244.530	243.064	243.466	243.630
Precision turned product mfg.....	332721		12/83	236.994	238.669	238.429	238.967	238.990
Primary products.....		332721-P	12/83	223.253	224.926	224.686	225.224	225.246
Precision turned products, automotive.....		332721-1	12/83	155.938	155.938	155.108	155.108	155.108
Precision turned products, except automotive.....		332721-3	12/83	253.791	256.175	256.175	256.941	256.973
Secondary products and miscellaneous receipts.....		332721-SM						
Bolt, nut, screw, rivet, and washer mfg.....	332722		06/82	276.654	277.391	273.687	273.893	274.314
Primary products.....		332722-P	06/82	283.362	284.188	280.477	280.720	281.174
Nonthreaded metal fasteners (except aircraft types).....		332722-B	06/82	257.937	267.260	270.367	271.248	271.193
Aircraft fasteners, except plastics (including aerospace).....		332722-1	06/82	567.795	567.795	568.450	568.450	568.450
Externally threaded metal fasteners (except aircraft types).....		332722-3	06/82	239.026	239.221	231.584	231.652	231.232
Hex bolts, including heavy, tap-and-joint (excluding high-strength structural & aircraft types).....		332722-3122	06/82	205.247	208.536	203.521	197.886	198.185
Other metal bolts, including square, round, plow, high-strength structural, & bent bolts.....		332722-3133	12/99	271.038	271.038	252.773	252.775	252.775
Cap, set, machine, lag, flange, and self-locking screws (except aircraft types).....		332722-3144	12/87	284.975	283.095	278.943	277.206	276.261
Internally threaded fasteners (except aircraft types).....		332722-5	06/82	146.468	147.383	147.002	147.902	151.842
Secondary products and miscellaneous receipts.....		332722-SM						
Miscellaneous receipts.....		332722-M	06/82	243.350	243.540	245.855	245.710	246.111
Coating/engrave/heat treating & other activity.....	3328		12/03	163.208	163.296	164.888	164.867	163.741
Coating/engrave/heat treating & other activity.....	33281		12/84	224.552	224.673	226.864	226.835	225.286
Metal heat treating.....	332811		06/85	205.825	206.583	214.950	214.950	214.950
Primary products.....		332811-P	06/85	190.875	191.578	195.989	195.989	195.989
Heat treating of metal for the trade (pickling, annealing, etc.).....		332811-0	06/85	190.875	191.578	195.989	195.989	195.989
Secondary products and miscellaneous receipts.....		332811-SM						
Metal coating and nonprecious engraving.....	332812		12/84	201.964	201.464	201.155	201.101	198.209
Primary products.....		332812-P	12/84	210.263	209.713	209.374	209.314	206.138
Metal coating, engraving, and allied services.....		332812-0	12/84	210.263	209.713	209.374	209.314	206.138
Secondary products and miscellaneous receipts.....		332812-SM						
Electroplating, anodizing and coloring metal.....	332813		12/84	240.684	241.398	241.558	241.558	241.558
Primary products.....		332813-P	12/84	246.405	246.405	246.405	246.405	246.405
Electroplating, plating, polishing, anodizing and coloring metal.....		332813-0	12/84	246.405	246.405	246.405	246.405	246.405
Secondary products and miscellaneous receipts.....		332813-SM						
Other fabricated metal product mfg.....	3329		12/03	201.882	201.556	201.920	202.175	202.019
Metal valve mfg.....	33291		12/03	216.450	216.583	217.607	219.117	219.144
Industrial valve mfg.....	332911		06/91	311.470	312.341	314.627	319.284	319.309
Primary products.....		332911-P	06/91	322.838	323.819	326.522	330.968	330.968

See footnotes at end of table.

Table 11. Producer price indexes for net output of selected industries and their products, not seasonally adjusted — Continued
 [December 2022]

Title ¹	Industry code	Product code	Index base	Unadjusted index ²				
				Aug. 2022	Sept. 2022 ^P	Oct. 2022 ^P	Nov. 2022 ^P	Dec. 2022 ^P
Industrial valve mfg - Continued								
Automatic regulating and control valves and parts (except nuclear), power operated.....		332911-F	12/82	379.227	379.227	405.859	406.695	406.695
Industrial valves for water works and municipal equipment (IBBM, AWWA, and UL).....		332911-N	06/91	362.524	366.847	366.935	371.764	371.764
Industrial ball valves (all metals, pressures, and types), incl. manual & power operated.....		332911-Q	06/91	423.050	423.050	423.050	433.929	433.929
Industrial butterfly valves (all metals, pressures, and types), incl. manual & power operated.....		332911-R	06/91	249.129	250.588	250.588	259.946	259.946
All other miscellaneous industrial valves.....		332911-X	06/91	281.368	281.368	281.368	282.389	282.389
Gates, globes, angles and other industrial valves.....		332911-1	06/91	353.108	353.108	353.108	353.108	353.108
Secondary products and miscellaneous receipts.....		332911-SM						
Miscellaneous receipts.....		332911-M	06/91	227.329	228.073	228.073	232.430	232.430
Secondary products.....		332911-S	06/91	256.578	256.578	256.578	263.076	263.329
Fluid power valve and hose fitting mfg.....	332912		06/91	262.809	263.824	263.320	263.943	263.899
Primary products.....		332912-P	06/91	269.965	269.986	270.070	270.225	270.205
Nonaerospace type hydraulic and pneumatic assemblies of hose.....		332912-N	12/98	142.895	142.895	142.895	142.895	142.895
Nonaerospace type flared (metal) fittings, couplings and assemblies.....		332912-T	06/91	226.412	226.412	226.412	226.412	226.412
Nonaerospace type flareless fittings and couplings (incl. nonmetal fittings).....		332912-U	06/91	224.036	224.036	224.036	224.036	224.036
Aerospace type hydraulic fluid power valves.....		332912-1	06/91	181.505	181.480	181.520	182.197	181.413
Nonaerospace type hydraulic directional control valves.....		332912-5	06/91	231.326	231.326	231.326	231.326	-
Nonaerospace type hydraulic valves, except directional control.....		332912-7	12/98	251.130	251.130	251.808	251.808	251.808
Nonaerospace type pneumatic directional control valves.....		332912-9	06/91	244.893	244.893	245.370	246.331	247.462
Secondary products and miscellaneous receipts.....		332912-SM						
Miscellaneous receipts.....		332912-M	12/98	207.859	210.099	210.099	210.131	210.162
Secondary products.....		332912-S1	12/11	109.947	113.732	-	-	-
Plumbing fixture fitting and trim mfg.....	332913		06/83	357.743	357.743	359.159	359.159	359.569
Primary products.....		332913-P	06/83	355.244	355.244	357.032	357.032	357.032
Miscellaneous metal and nonmetal plumbing fixtures, fittings, and trim.....		332913-6	06/83	394.116	394.116	394.116	394.116	394.116
Metal and nonmetal lavatory and sink fittings, excluding single control.....		332913-7	06/98	185.926	185.926	186.864	186.864	186.864
Secondary products and miscellaneous receipts.....		332913-SM						
Other metal valve and pipe fitting mfg.....	332919		12/82	376.673	372.835	376.936	377.131	377.144
Primary products.....		332919-P	12/82	405.123	400.405	405.447	405.686	405.703
Plumbing and heating valves and specialties, except plumbers' brass goods.....		332919-1	12/82	378.099	378.099	378.099	378.099	378.099
Metal fittings, flanges, and unions for pipe fittings.....		332919-4	12/82	490.096	483.377	490.556	490.898	490.921
Secondary products and miscellaneous receipts.....		332919-SM						
Secondary products.....		332919-S	12/82	244.163	244.163	244.163	244.163	244.163
All other fabricated metal product mfg.....	332999		12/03	191.638	190.936	190.793	190.080	189.776
Ball and roller bearing mfg.....	332991		06/83	340.722	337.135	336.953	337.629	337.106
Primary products.....		332991-P	06/83	331.001	327.502	326.971	327.530	327.146
Ball bearings, complete, unmounted.....		332991-1	06/83	281.104	280.731	280.731	280.731	280.768
Tapered roller bearings (including cups & cones), unmounted.....		332991-3	06/83	387.142	376.242	376.242	376.242	376.242
Other roller bearings, unmounted.....		332991-5	06/83	358.764	357.119	357.119	357.119	357.119
Mounted bearings (excluding plain).....		332991-7	06/83	464.251	464.481	464.481	474.486	466.190
Parts and components for ball and roller bearings (including balls and rollers) sold separately.....		332991-9	06/83	207.085	206.026	203.113	202.503	203.372
Secondary products and miscellaneous receipts.....		332991-SM						
Secondary products.....		332991-S	06/83	360.746	360.746	360.746	360.746	360.746
Small arms ammunition mfg.....	332992		06/85	300.617	300.617	300.617	300.761	300.761
Primary products.....		332992-P	06/85	333.503	333.503	333.503	333.736	333.736
Small arms ammunition.....		332992-0	12/06	209.276	209.276	209.276	209.422	209.422
All other ammo products, incl. industrial shells & cartridges, air gun ammo, percussion caps.....		332992-07	06/02	192.982	192.982	192.982	193.294	193.294
Secondary products and miscellaneous receipts.....		332992-SM						
Secondary products.....		332992-S	05/95	113.782	113.782	113.782	113.782	113.782
Ammunition, except small arms, manufacturing.....	332993		12/85	264.899	266.006	266.331	267.780	268.993
Primary products.....		332993-P	12/85	245.020	246.790	250.685	250.685	250.685
Ammunition (excluding small arms), more than 30 mm (1.18 in.).....		332993-0	12/85	245.020	246.790	250.685	250.685	250.685
Secondary products and miscellaneous receipts.....		332993-SM1						
Fabricated pipe and pipe fitting mfg.....	332996		06/81	438.024	433.470	431.698	427.221	425.785
Primary products.....		332996-P	06/81	381.835	377.359	375.618	371.217	369.806
Fabricated pipe and pipe fittings made from purchased pipe.....		332996-0	12/02	252.513	249.552	248.401	245.491	244.557
Secondary products and miscellaneous receipts.....		332996-SM						
Miscellaneous fabricated metal product mfg.....	332999		12/03	181.521	181.435	181.495	180.305	179.797
Primary products.....		332999-P	12/03	182.852	180.909	180.653	179.351	178.805
All other miscellaneous fabricated metal products.....		332999-N	06/85	239.798	237.145	236.571	234.793	234.048
Secondary products and miscellaneous receipts.....		332999-SM						

See footnotes at end of table.

Table 11. Producer price indexes for net output of selected industries and their products, not seasonally adjusted — Continued
 [December 2022]

Title ¹	Industry code	Product code	Index base	Unadjusted index ²				
				Aug. 2022	Sept. 2022 ^P	Oct. 2022 ^P	Nov. 2022 ^P	Dec. 2022 ^P
Miscellaneous fabricated metal product mfg - Continued								
Secondary products.....		332999-S	12/03	187.676	187.661	192.542	191.619	191.063
Small arms, ordnance, and ordnance accessories mfg.....	33299T		12/11	106.592	106.592	106.592	106.592	106.592
Primary products.....		33299T-P	12/11	106.970	106.970	106.970	106.970	106.970
Single barrel shotguns, other small firearms n.e.c., and parts & attachments for small arms.....		33299T-45	06/13	106.008	106.008	106.008	106.008	106.008
Secondary products and miscellaneous receipts.....		33299T-SM						
Machinery manufacturing.....	333		12/03	169.603	170.429	171.493	171.998	172.548
Agricultural, construction, and mining machinery mfg.....	3331		12/03	171.658	172.878	175.252	175.586	175.972
Agricultural implement manufacturing.....	33311		12/03	167.084	168.502	171.350	171.150	171.904
Farm machinery and equipment mfg.....	333111		12/82	277.381	280.263	285.817	285.732	285.735
Primary products.....		333111-P	12/82	278.287	280.841	286.561	286.490	286.378
Haying machinery and attachments.....		333111-A	12/82	306.220	318.756	318.756	318.756	318.756
Parts for farm machinery, for sale separately.....		333111-C	12/82	254.062	254.390	255.583	256.365	254.939
Farm plows, harrows, rollers, pulverizers, etc., and attachments.....		333111-E	12/02	274.834	283.843	283.843	283.843	283.843
All other farm machinery and equipment, excluding parts, including attachments...		333111-G	12/82	374.291	375.860	374.437	371.247	368.816
Commercial turf and grounds care equipment, including parts and attachments....		333111-J	12/82	255.932	255.932	257.161	258.406	258.406
Farm dairy equipment, sprayers and dusters, farm blowers, and attachments....		333111-4	12/82	277.211	277.211	277.211	277.211	277.211
Planting, seeding, and fertilizing machinery and attachments.....		333111-7	12/82	265.258	274.204	274.204	274.204	277.965
Harvesting machinery (except hay and straw) and attachments.....		333111-9	12/82	301.302	301.302	321.592	321.592	321.592
Secondary products and miscellaneous receipts.....		333111-SM						
Miscellaneous receipts.....		333111-M	12/82	284.260	295.961	300.398	300.416	301.702
Secondary products.....		333111-S	12/82	259.444	258.853	259.368	259.264	260.092
Lawn and garden equipment mfg.....	333112		12/82	162.095	161.874	162.137	161.192	165.696
Primary products.....		333112-P	12/82	165.129	164.873	165.059	164.601	169.798
Consumer nonriding lawn, garden, and snow equipment.....		333112-1	12/82	146.092	145.633	145.633	145.440	152.738
Consumer riding lawn, garden, and snow equipment.....		333112-3	12/82	184.651	184.653	186.743	187.640	187.640
Parts and attachments for consumer lawn, garden, and snow equipment.....		333112-7	06/03	151.785	151.785	150.019	147.296	152.469
Secondary products and miscellaneous receipts.....		333112-SM						
Secondary products.....		333112-S	12/82	144.062	144.061	144.763	142.679	142.680
Construction machinery manufacturing.....	33312		12/03	177.268	177.771	177.769	178.499	178.543
Construction machinery mfg.....	333120		12/80	316.722	317.622	317.618	318.923	319.002
Primary products.....		333120-P	12/80	308.182	308.675	308.679	309.334	309.432
Power cranes, loaders, dozers, tractors, off-highway trucks, mixers, pavers, backhoes, etc.....		333120-1	12/03	176.389	176.397	176.165	175.906	175.906
Power cranes, draglines, & shovels (excavators) (incl. surface mining equip.) (excluding parts).....		333120-11	12/99	179.540	179.564	180.080	180.330	180.330
Mixers, pavers, and related equipment (excluding parts).....		333120-12	12/80	312.521	312.521	312.521	316.513	316.513
Off-highway trucks, haulers, truck-type tractor chassis, trailers, etc. (excluding parts).....		333120-13	12/03	176.321	176.321	179.633	180.086	180.086
Tractor shovel loaders (skid steer, wheel, crawler, and integral design backhoes).....		333120-14	12/80	327.440	327.440	327.649	327.866	327.866
Construction wheel and crawler tractors, dozers, self-propelled log skidders, etc.....		333120-15	12/03	172.203	172.203	169.862	167.720	167.720
Graders, rollers & compactors, rough-terrain forklifts, scrapers, trenchers, etc. (excl. parts).....		333120-16	12/03	197.557	197.557	197.557	198.364	198.364
Construction machinery for mounting (excluding parts, winches, snow clearing attachments).....		333120-17	12/99	170.819	170.819	170.819	170.819	170.819
Parts for construction machinery and equipment, sold separately.....		333120-9	12/99	182.770	185.734	187.621	188.846	189.454
Parts for cranes, draglines, and shovels (including surface mining equipment) (sold separately).....		333120-91	06/07	162.825	174.008	179.823	179.817	179.817
Parts for off-highway wheel tractors and shovel loaders (sold separately).....		333120-92	06/07	137.285	137.337	137.337	144.974	144.974
Parts for other construction machinery (sold separately).....		333120-93	06/07	148.516	147.513	147.513	146.864	147.766
Secondary products and miscellaneous receipts.....		333120-SM						
Miscellaneous receipts.....		333120-M	12/80	509.427	508.969	508.830	518.344	518.304
Secondary products.....		333120-S	12/80	280.641	-	-	-	-
Mining and oil and gas field machinery mfg.....	33313		12/03	179.206	181.244	186.507	187.111	187.449
Mining machinery and equipment mfg.....	333131		06/81	371.774	382.535	382.535	385.659	388.260
Primary products.....		333131-P	06/81	396.362	408.134	408.134	411.827	412.591
Mining machinery and equipment (except parts sold separately).....		333131-2	09/19	127.175	131.859	131.859	133.263	133.263
Underground mining machinery (except parts sold separately).....		333131-21	06/81	458.258	481.891	481.891	481.891	481.891
Mineral processing & beneficiation machinery (except parts sold separately)....		333131-23	06/81	442.949	442.949	442.949	475.178	475.178
Crushing, pulverizing & screening machinery (except parts sold separately).....		333131-25	06/81	441.052	441.052	441.052	461.395	461.395
Drills and other mining machinery (except parts sold separately).....		333131-27	06/81	435.847	437.891	437.891	437.891	437.891
Parts and attachments for mining machinery and equipment (sold separately).....		333131-9	06/81	321.101	323.749	323.749	325.077	327.558
Secondary products and miscellaneous receipts.....		333131-SM						
Miscellaneous receipts.....		333131-M	06/81	262.580	269.633	269.633	269.633	288.713

See footnotes at end of table.

Table 11. Producer price indexes for net output of selected industries and their products, not seasonally adjusted — Continued
 [December 2022]

Title ¹	Industry code	Product code	Index base	Unadjusted index ²				
				Aug. 2022	Sept. 2022 ^P	Oct. 2022 ^P	Nov. 2022 ^P	Dec. 2022 ^P
Mining machinery and equipment mfg - Continued								
Oil and gas field machinery and equipment mfg.	333132		12/80	290.125	291.546	303.200	303.643	303.643
Primary products.		333132-P	12/80	286.371	286.616	298.987	299.466	299.466
Oil and gas field production machinery and equipment (except pumps).....		333132-A	12/80	255.530	255.530	255.716	256.981	256.981
Oil and gas field production machinery and equipment (except pumps and parts sold separately).....		333132-A1	12/10	132.835	132.835	132.835	132.835	132.835
Parts and attachments for oil and gas field production machinery and equipment (except pumps).....		333132-A2	12/10	125.799	125.799	126.337	129.990	129.990
Rotary oil and gas field drilling machinery and equipment.....		333132-1	12/86	293.231	293.685	305.109	305.109	305.109
Secondary products and miscellaneous receipts.....		333132-SM						
Industrial machinery manufacturing.....	3332		12/84	234.492	234.919	234.459	235.044	235.659
Other industrial machinery manufacturing.....	33324		12/84	231.266	231.687	231.233	231.811	232.417
Food product machinery mfg.	333241		12/83	332.514	333.525	334.888	336.000	337.397
Primary products.....		333241-P	12/83	344.035	345.275	346.963	348.356	350.077
Dairy and milk products plant machinery and equipment.....		333241-1	12/83	335.163	338.108	338.108	338.108	338.839
Commercial food products machinery (except packaging and cooking equipment).....		333241-3	12/83	297.686	298.338	299.955	302.936	305.616
Industrial food products machinery for processing foods, beverages, & animal & fowl feed.....		333241-5	12/83	360.662	361.562	364.048	363.794	364.469
Other industrial food and feed machinery.....		333241-51	12/12	143.171	143.860	143.860	143.860	144.183
Machinery for sorting, grading, and cleaning fruits, vegetables, eggs, and for processing meat.....		333241-52	12/12	146.699	146.699	150.177	150.177	150.177
Parts and attachments for industrial food and feed products machinery.....		333241-53	12/12	140.533	140.533	140.533	140.015	140.533
Secondary products and miscellaneous receipts.....		333241-SM						
Miscellaneous receipts.....		333241-M	12/83	237.779	237.779	237.779	237.806	237.806
Secondary products.....		333241-S	12/83	310.603	310.603	310.603	310.603	310.667
Semiconductor machinery mfg.	333242		12/03	96.154	96.157	96.008	96.009	96.687
Primary products.....		333242-P	12/03	94.444	94.444	94.287	94.287	94.983
Semiconductor machinery and parts.....		333242-0	06/87	121.514	121.514	121.312	121.312	122.208
Secondary products and miscellaneous receipts.....		333242-SM						
Miscellaneous receipts.....		333242-M	12/03	110.936	111.045	111.185	111.200	111.200
Sawmill, woodworking and paper machinery mfg.	333243		12/11	137.371	139.017	139.313	140.493	140.923
Primary products.....		333243-P	12/11	137.321	139.120	139.100	139.632	140.100
Sawmill and woodworking machinery.....		333243-A	12/80	327.662	330.315	331.213	331.219	332.400
Sawmill and woodworking machinery, excluding parts & attachments.....		333243-A3	06/12	164.734	166.322	166.859	166.860	167.566
Parts, attachments & accessories for sawmill & woodworking machinery.....		333243-A4	06/12	161.247	161.247	161.247	161.261	161.261
Paper industry machinery.....		333243-B	06/82	267.790	271.682	271.422	272.754	273.652
Paper industry machinery, excluding parts & attachments.....		333243-B1	12/03	140.238	143.368	143.467	143.545	144.464
Parts and attachments for paper industry machinery.....		333243-B2	06/82	268.848	270.559	269.827	272.407	272.407
Secondary and miscellaneous receipts.....		333243-SM						
Miscellaneous receipts.....		333243-M	12/11	133.813	133.813	138.046	147.433	147.433
Printing machinery and equipment mfg.	333244		12/82	187.956	188.591	189.195	189.248	189.368
Primary products.....		333244-P	12/82	179.126	179.831	180.465	180.493	180.623
All other miscellaneous printing trades machinery, including parts.....		333244-A	12/88	134.760	135.562	136.283	136.315	136.463
Other printing machinery and equipment, including pre-press preparation and typesetting.....		333244-A7	06/01	92.909	93.030	93.965	94.037	94.374
Parts, attachments, and accessories for printing trades machinery.....		333244-A8	06/01	134.455	135.528	135.971	135.971	135.971
Secondary products and miscellaneous receipts.....		333244-SM						
Secondary products.....		333244-S	12/82	194.614	195.664	198.620	200.109	200.470
Other industrial machinery mfg.	333249		12/11	167.967	168.000	167.099	167.523	167.521
Primary products.....		333249-P	12/11	173.767	173.800	172.774	173.254	173.291
Plastics-working machinery and equipment and parts, excluding patterns and molds.....		333249-1	12/81	241.576	245.261	244.932	246.550	247.166
Parts for plastics-working machinery.....		333249-14	12/08	107.124	107.124	107.124	107.124	107.511
Plastics-working machinery and equipment, excluding patterns, molds, and parts sold separately.....		333249-19	12/08	124.570	126.871	126.666	127.676	127.966
Textile machinery (except parts, attachments, and accessories).....		333249-5	12/80	212.495	212.495	212.495	212.495	212.495
Parts and attachments for textile machinery.....		333249-7	12/80	237.995	237.995	237.995	237.995	237.995
All other industrial machinery.....		333249-8	12/03	238.676	238.070	236.363	236.899	236.698
Secondary products and miscellaneous receipts.....		333249-SM						
Miscellaneous receipts.....		333249-M	12/11	125.262	125.281	125.281	125.290	124.899
Commercial and service industry machinery.....	3333		12/03	148.482	148.509	149.200	149.541	150.321
Commercial and service industry machinery.....	33331		12/03	148.467	148.494	149.185	149.525	150.306
Optical instrument and lens mfg.	333314		06/91	124.640	124.640	124.970	125.118	125.108
Primary products.....		333314-P	06/91	124.676	124.676	125.037	125.199	125.188
All other miscellaneous optical instruments and lenses (including binoculars and astronomical).....		333314-3	12/98	116.141	116.141	116.886	117.219	117.197
Secondary products and miscellaneous receipts.....		333314-SM						

See footnotes at end of table.

Table 11. Producer price indexes for net output of selected industries and their products, not seasonally adjusted — Continued
 [December 2022]

Title ¹	Industry code	Product code	Index base	Unadjusted index ²				
				Aug. 2022	Sept. 2022 ^P	Oct. 2022 ^P	Nov. 2022 ^P	Dec. 2022 ^P
Optical instrument and lens mfg - Continued								
Photographic and photocopying equipment mfg.	333316		12/03	123.353	123.353	123.353	—	—
Primary products.		333316-P	12/03	131.825	131.825	131.825	—	—
Motion picture & other photographic equipment, n.e.c.		333316-4	06/07	137.283	137.283	137.283	—	—
Secondary products and miscellaneous receipts.		333316-SM						
Other commercial and service industry machinery mfg.	333318		12/11	135.787	135.820	136.575	136.951	137.892
Primary products.		333318-P	12/11	135.515	135.548	136.377	136.803	137.848
Commercial cooking and food warming equipment.		333318-A	06/82	427.303	427.321	434.479	434.874	435.199
Commercial non electric cooking and food warming equipment, excluding parts and accessories.		333318-A1	06/07	201.046	201.046	204.476	204.476	204.476
Commercial electric cooking and food warming equipment, excluding parts and accessories.		333318-A2	06/07	167.938	167.960	170.957	171.442	171.843
Parts and accessories for commercial cooking and food warming equipment.		333318-A3	06/07	163.708	163.708	165.478	165.478	165.478
Electronic teaching machines, teaching aids, etc., including kits.		333318-H	09/16	103.052	103.052	103.052	103.052	—
Miscellaneous machinery products.		333318-J	09/16	129.076	129.166	129.078	129.538	131.244
Other service industry equipment.		333318-J4	09/16	128.528	128.633	128.530	129.066	130.432
Commercial and industrial floor and carpet cleaning machines, excluding vacuum cleaners.		333318-J5	09/16	131.822	131.822	131.822	131.822	136.305
Commercial laundry and drycleaning machinery.		333318-5	12/82	318.076	318.076	323.670	329.539	329.539
Secondary products and miscellaneous receipts.		333318-SM						
Miscellaneous receipts.		333318-M	12/11	126.510	126.510	126.603	126.621	126.932
Secondary products.		333318-S	12/11	150.219	150.308	150.962	151.040	151.234
HVAC and commercial refrigeration equipment.	33334		12/03	207.907	208.699	209.768	209.693	211.168
HVAC and commercial refrigeration equipment.	333341		12/03	207.907	208.699	209.768	209.693	211.168
Fan, blower, air purification equipment mfg.	333413		12/11	145.884	145.679	147.501	147.226	147.450
Primary products.		333413-P	12/11	144.591	144.376	146.222	145.922	145.946
Air purification equipment.		333413-1	12/03	162.988	162.649	163.111	162.571	162.571
Dust collection and other air purification equipment for industrial gas cleaning systems.		333413-11	12/83	225.447	225.447	225.447	225.447	225.447
Dust collection and other air purification equipment for cleaning incoming air.		333413-13	12/83	246.962	245.959	247.328	245.727	245.727
Air filters for air-conditioners and furnaces, etc. of 2400 CFM or less, except parts.		333413-131	06/09	160.816	159.708	161.105	159.899	159.899
Other dust collection and air purification equipment, except parts.		333413-132	06/09	135.193	135.193	135.502	135.502	135.502
Parts for dust collection and air purification equipment.		333413-133	06/09	147.295	147.295	147.295	145.954	145.954
Industrial and commercial fans and blowers.		333413-2	12/03	222.182	222.070	228.588	228.588	228.686
Centrifugal blower filter units, and classes I-IV centrifugal fans, except parts.		333413-22	06/09	184.147	184.147	185.334	185.334	185.965
Other centrifugal fans and blowers, except parts.		333413-23	06/09	173.898	173.523	184.311	184.311	184.311
Parts and accessories for fans and blowers.		333413-29	06/09	177.462	177.482	174.086	174.086	174.086
Secondary products and miscellaneous receipts.		333413-SM						
Secondary products.		333413-S	12/11	151.279	151.279	152.492	152.704	152.704
Heating equipment (except warm air furnaces) mfg.	333414		06/80	412.011	413.150	414.249	430.340	432.740
Primary products.		333414-P	06/80	393.363	394.352	395.559	412.814	415.620
Other heating equipment, except electric (incl. parts for nonelectric equipment & oil burners).		333414-D	06/99	207.630	208.001	208.920	219.853	222.752
Cast iron heating boilers, radiators, and convectors (except parts).		333414-1	06/99	269.855	269.855	269.855	269.855	269.855
Domestic heating stoves (except electric and parts).		333414-3	06/80	289.769	289.769	289.769	311.339	311.339
Floor and wall furnaces, unit heaters, infrared heaters, and mechanical stokers.		333414-7	06/99	191.292	191.292	192.835	203.191	203.191
Secondary products and miscellaneous receipts.		333414-SM						
Secondary products.		333414-S	06/80	424.685	432.435	432.707	444.443	441.124
Air-conditioning, refrigeration, and forced air heating equipment mfg.	333415		12/82	279.859	281.245	282.405	280.693	283.026
Primary products.		333415-P	12/82	284.069	285.448	286.361	284.655	286.716
Warm air furnaces, including duct furnaces and humidifiers, and electric comfort heating.		333415-C	12/89	216.883	217.144	218.252	225.234	225.234
Parts and accessories for air conditioning and heat transfer equipment.		333415-D	12/89	273.130	273.291	272.537	271.981	272.249
Unitary air-conditioners, except air source heat pumps.		333415-E	12/82	249.914	254.129	248.804	243.185	247.251
Heat pumps.		333415-H	12/09	138.104	137.468	142.734	139.583	142.507
Heat transfer equipment (except elec dehumidifiers), mechanically refrigerated, self-contained.		333415-2	12/03	235.824	236.736	239.113	237.415	239.381
Commercial refrigerators and related equipment.		333415-3	12/82	382.037	382.037	388.504	388.504	388.504
Refrigeration condensing units, all refrigerants, except ammonia (complete).		333415-5	12/82	375.124	375.750	375.066	376.152	377.247
All other miscellaneous refrigeration and air-conditioning equipment.		333415-9	12/89	275.245	275.245	275.245	275.245	275.245
Secondary products and miscellaneous receipts.		333415-SM						
Secondary products.		333415-S	12/82	230.704	—	—	—	—
Metalworking machinery manufacturing.	3335		12/03	138.670	139.302	140.020	140.264	141.176
Metalworking machinery manufacturing.	33351		12/03	138.656	139.288	140.006	140.250	141.162
Industrial mold mfg.	333511		12/03	116.968	117.442	118.572	118.581	118.580
Primary products.		333511-P	12/03	115.713	116.193	117.391	117.391	117.391
Industrial molds and mold boxes.		333511-0	06/81	142.360	142.951	144.425	144.425	144.425

See footnotes at end of table.

Table 11. Producer price indexes for net output of selected industries and their products, not seasonally adjusted — Continued
 [December 2022]

Title ¹	Industry code	Product code	Index base	Unadjusted index ²				
				Aug. 2022	Sept. 2022 ^P	Oct. 2022 ^P	Nov. 2022 ^P	Dec. 2022 ^P
Industrial mold mfg - Continued								
Industrial injection-type molds made of metal for plastics.....		333511-05	12/09	115.172	115.172	115.172	115.172	115.172
Other industrial molds and mold boxes.....		333511-06	12/09	110.168	110.866	112.606	112.606	—
Secondary products and miscellaneous receipts.....		333511-SM						
Secondary products.....		333511-S	12/03	146.018	146.018	146.018	146.018	—
Special tool, die, jig, and fixture mfg.....	333514		12/03	130.683	131.140	131.680	131.872	132.267
Primary products.....		333514-P	06/81	214.353	215.195	215.772	216.076	216.761
Special dies, tools, jigs, and fixtures.....		333514-0	06/81	214.353	215.195	215.772	216.076	216.761
Jigs and fixtures, including parts.....		333514-0A	06/81	326.620	329.515	331.683	333.092	335.255
Metalworking die and die sets.....		333514-0B	12/02	120.970	121.277	121.430	121.430	121.738
Standard punches, industrial prototypes, die parts & other special tooling for dies.....		333514-0C	06/94	154.686	154.686	154.686	154.686	154.686
Secondary products and miscellaneous receipts.....		333514-SM						
Miscellaneous receipts.....		333514-M	12/03	114.405	114.405	114.405	114.405	114.405
Secondary products.....		333514-S	12/03	128.241	128.241	132.321	132.816	133.234
Cutting tool and machine tool accessory mfg.....	333515		06/83	219.319	219.978	221.410	221.977	224.279
Primary products.....		333515-P	06/83	205.220	205.701	206.780	206.948	209.611
Cutting tools for machine tools and metalworking machinery.....		333515-4	06/83	194.289	194.303	195.197	195.384	198.345
Other cutting tools for machine tools, excluding tips and blanks.....		333515-41	12/00	141.413	141.413	141.413	141.413	144.921
End mills and milling cutters.....		333515-44	06/83	217.743	217.847	219.992	221.108	221.674
Threading tools, including blanks, tips and inserts.....		333515-45	06/07	124.049	124.049	124.049	124.343	124.343
Carbon and high-speed steel shank, solid, tipped carbide twist drills for machine tools.....		333515-48	12/11	123.021	123.021	123.021	123.021	123.021
Taps, carbide indexable, and throwaway inserts for machine tools.....		333515-49	12/11	129.835	129.835	134.684	134.684	134.684
Other attachments and accessories for machine tools and metalworking machinery.....		333515-5	06/83	242.944	246.674	248.862	248.862	248.862
Secondary products and miscellaneous receipts.....		333515-SM						
Secondary products.....		333515-S	06/83	213.525	218.952	218.952	225.697	225.697
Machine tool mfg.....	333517		12/11	126.288	126.288	126.682	127.126	127.158
Primary products.....		333517-P	12/11	123.739	123.739	124.067	124.558	124.580
Metal cutting machine tools.....		333517-2	06/83	214.463	214.463	215.231	216.385	216.385
Parts for metal cutting machine tools (sold separately) & rebuilt machine tools.....		333517-26	06/83	189.524	189.524	192.188	192.188	192.188
Metal machining centers (multifunction numerically controlled machines).....		333517-27	06/83	191.981	191.981	191.981	191.981	191.981
Other metal cutting machine tools.....		333517-2B	12/09	122.964	122.964	123.010	124.411	124.411
Metal forming machine tools.....		333517-3	06/81	286.491	286.491	286.491	286.491	286.688
Metal punching and shearing (power & manual), and bending and forming machines (power only).....		333517-31	06/81	220.089	220.089	220.089	220.089	220.089
Other metal forming machine tools, including forging and die-stamping machines (except presses).....		333517-35	06/81	372.045	—	—	—	—
Parts for metal forming machine tools (sold separately) and rebuilt metal forming machine tools.....		333517-37	06/81	285.386	285.386	285.386	285.386	286.334
Secondary products and miscellaneous receipts.....		333517-SM						
Miscellaneous receipts.....		333517-M	12/11	137.873	137.873	138.992	138.992	138.992
Secondary products.....		333517-S	12/11	140.846	140.846	140.846	141.414	141.700
Rolling mill and other metalworking machinery mfg.....	333519		12/11	127.795	130.451	130.747	130.718	135.064
Primary products.....		333519-P	12/11	129.230	132.274	132.585	132.585	137.569
Other metalworking machinery, excluding handheld & ultrasonic.....		333519-83	06/83	317.360	318.935	320.314	320.314	320.314
Secondary products and miscellaneous receipts.....		333519-SM						
Miscellaneous receipts.....		333519-M	12/11	133.424	133.424	133.647	133.390	133.390
Turbine and power transmission equipment mfg.....	3336		12/84	212.430	213.041	213.813	214.626	215.053
Turbine and power transmission equipment mfg.....	33361		12/84	212.425	213.035	213.808	214.621	215.048
Turbine and turbine generator set units mfg.....	333611		06/82	246.829	247.127	247.445	247.983	247.907
Primary products.....		333611-P	06/82	247.825	248.107	248.492	249.000	248.929
Turbines and turbine generator sets.....		333611-0	06/11	115.191	115.322	115.501	115.737	115.704
Steam, gas, and other turbines and turbine generators.....		333611-05	12/03	149.089	149.349	149.602	149.855	149.036
Parts & accessories for turbines, turbine generators, and turbine generator sets.....		333611-07	12/03	143.658	143.658	144.490	144.490	144.490
Speed changer, drive, and gear mfg.....	333612		12/83	355.612	359.356	358.757	370.379	375.944
Primary products.....		333612-P	12/83	329.224	332.941	332.308	344.086	349.084
Gears, pinions, racks, and worms, sold separately.....		333612-3	12/83	245.445	253.996	252.647	252.647	256.714
Speed changers, industrial high speed drives, and parts other than loose gearing.....		333612-7	12/03	201.957	201.957	201.915	212.604	215.536
Secondary products and miscellaneous receipts.....		333612-SM						
Secondary products.....		333612-S	12/83	591.843	597.745	597.745	610.066	—
Mechanical power transmission equipment mfg.....	333613		12/84	340.589	344.533	351.387	350.381	351.140
Primary products.....		333613-P	12/84	326.604	330.159	335.164	334.053	334.394
Mechanical power transmission equipment, except speed changers, drives, & gears.....		333613-3	12/84	352.724	358.006	365.441	363.790	364.296

See footnotes at end of table.

Table 11. Producer price indexes for net output of selected industries and their products, not seasonally adjusted — Continued
 [December 2022]

Title ¹	Industry code	Product code	Index base	Unadjusted index ²				
				Aug. 2022	Sept. 2022 ^P	Oct. 2022 ^P	Nov. 2022 ^P	Dec. 2022 ^P
Mechanical power transmission equipment mfg - Continued								
Secondary products and miscellaneous receipts.....		333613-SM						
Other engine equipment mfg.....	333618		12/82	181.550	181.678	182.263	182.236	182.315
Primary products.....		333618-P	12/82	182.697	182.821	183.613	183.587	183.663
Parts & accessories for internal combustion engines, ex. aircraft & gasoline automotive engines.....		333618-F	12/82	231.342	231.342	235.740	235.740	235.740
Diesel, semidiesel, and dual-fuel engines (except automotive).....		333618-3	12/82	202.056	202.056	202.056	202.056	202.056
Diesel, semidiesel, and dual-fuel engines for automobiles, trucks, and buses.....		333618-5	12/82	159.857	160.093	159.986	159.986	159.986
Secondary products and miscellaneous receipts.....		333618-SM						
Secondary products.....		333618-S	12/82	171.665	171.665	171.883	171.881	171.882
Other general purpose machinery manufacturing.....	3339		12/03	189.504	190.620	191.105	192.277	192.689
Pump and compressor manufacturing.....	33391		12/03	196.641	198.606	199.733	201.087	201.158
Air and gas compressor mfg.....	333912		06/84	313.692	317.608	320.249	324.978	324.978
Primary products.....		333912-P	06/84	322.587	326.408	329.029	333.828	333.828
Air and gas compressors and vacuum pumps.....		333912-1	06/84	334.527	339.832	342.287	347.607	347.607
Parts & attachments for air & gas compressors, ex. refrigeration, ice making, & a/c.....		333912-6	06/84	386.645	386.666	393.202	394.223	394.223
Secondary products and miscellaneous receipts.....		333912-SM						
Miscellaneous receipts.....		333912-M	11/86	241.807	245.489	250.018	250.018	250.018
Measuring, dispensing, and other pumping equipment mfg.....	333914		12/83	328.229	330.930	332.121	332.811	333.011
Primary products.....		333914-P	12/83	327.707	330.491	331.727	332.449	332.676
Pumps and pumping equipment, excluding measuring and dispensing pumps.....		333914-1	12/09	140.824	141.490	142.092	142.443	142.554
Pumps and pumping equipment, complete, excluding measuring and dispensing pumps.....		333914-11	12/09	141.735	142.019	142.739	143.159	143.159
Domestic water systems.....		333914-111	12/83	293.841	293.841	293.841	—	—
Oil-well and oil-field pumps, except boiler feed.....		333914-113	12/09	121.464	121.464	121.760	121.760	121.760
Industrial pumps, excluding hydraulic fluid power pumps, automatic circulating pumps, etc.....		333914-114	12/83	331.316	332.655	335.275	335.275	335.275
Other pumps, except automotive circulating pumps, and measuring and dispensing pumps.....		333914-115	12/01	222.911	222.911	223.836	226.422	226.422
Parts and attachments for pumps and pumping equipment, excluding measuring and dispensing.....		333914-15	12/83	398.989	406.648	406.648	406.648	408.623
Secondary products and miscellaneous receipts.....		333914-SM						
Miscellaneous receipts.....		333914-M	12/17	120.647	121.826	122.256	122.113	122.113
Secondary products.....		333914-S	12/17	148.225	148.289	148.223	148.883	148.858
Material handling equipment manufacturing.....	33392		12/03	201.430	201.815	202.541	204.865	205.039
Elevator and moving stairway mfg.....	333921		06/81	227.680	229.068	230.640	230.350	230.350
Primary products.....		333921-P	06/81	217.717	219.267	221.025	220.700	220.700
Elevators and moving stairways.....		333921-1	06/81	213.770	215.697	217.062	217.062	217.062
Parts and attachments for elevators and moving stairways (sold separately).....		333921-3	06/81	252.586	252.556	256.229	254.409	254.409
Secondary products and miscellaneous receipts.....		333921-SM						
Conveyor and conveying equipment mfg.....	333922		06/84	282.082	282.647	283.988	285.404	286.173
Primary products.....		333922-P	06/84	272.001	272.234	273.039	274.186	274.635
Unit handling conveyors and conveying systems.....		333922-1	06/84	226.522	227.197	227.969	228.036	228.752
Unit handling gravity and trolley conveyors and conveying systems.....		333922-12	06/09	128.372	128.372	130.208	130.221	130.181
Unit handling tow, belt, roller, pneumatic, portable, carousel, and other nonbelt conveyors.....		333922-14	06/09	141.380	141.901	142.018	142.066	142.629
Parts and accessories for unit handling conveyors and conveying systems, sold separately.....		333922-7	06/84	273.851	273.869	274.508	274.066	274.103
Bulk material handling conveyors and conveying systems.....		333922-8	06/84	288.852	289.107	289.529	292.405	292.708
Parts and accessories for bulk material handling conveyors and conveying systems.....		333922-9	06/84	465.413	463.131	466.055	467.977	467.977
Secondary products and miscellaneous receipts.....		333922-SM						
Miscellaneous receipts.....		333922-M	06/84	358.081	362.172	369.366	373.711	378.057
Secondary products.....		333922-S	06/84	323.194	323.194	323.093	323.576	323.139
Overhead cranes, hoists and monorail systems mfg.....	333923		12/03	216.563	217.082	217.415	218.094	218.094
Primary products.....		333923-P	12/03	219.285	219.325	219.440	219.659	219.659
Hoists and parts and attachments for hoists (sold separately).....		333923-1	12/84	315.631	315.631	315.631	320.979	320.979
Overhead traveling cranes and monorail systems, including parts and attachments sold separately.....		333923-3	12/84	332.434	332.857	332.828	331.995	331.995
Winches, aerial work platforms, and automotive wrecker hoists, including parts and attachments.....		333923-7	12/03	222.188	222.188	222.341	222.341	222.341
Secondary products and miscellaneous receipts.....		333923-SM						
Secondary products.....		333923-S	12/03	187.085	187.085	186.752	186.752	186.761
Industrial truck, trailer, and stacker mfg.....	333924		12/79	314.280	314.482	315.695	323.917	324.010
Primary products.....		333924-P	12/79	317.422	317.641	318.917	327.547	327.621
Industrial trucks, tractors, mobile straddle carriers & cranes, & automatic stacking machines.....		333924-2	12/79	285.578	285.633	286.971	296.101	296.180

See footnotes at end of table.

Table 11. Producer price indexes for net output of selected industries and their products, not seasonally adjusted — Continued
 [December 2022]

Title ¹	Industry code	Product code	Index base	Unadjusted index ²				
				Aug. 2022	Sept. 2022 ^P	Oct. 2022 ^P	Nov. 2022 ^P	Dec. 2022 ^P
Industrial truck, trailer, and stacker mfg - Continued								
Work trucks with lifting & handling equipment, operator riding, electric, self-propelled.....		333924-21	06/02	210.395	210.402	210.614	224.538	224.538
Work trucks, not fitted with lifting and handling equipment.....		333924-25	06/02	205.723	205.793	206.411	206.600	206.700
Bulk powered material moving equipment, dock boards and metal pallets and skids.....		333924-26	06/02	205.437	205.437	205.437	205.437	205.437
Other work trucks with lifting & handling equipment, non-riding electric or any non-electric.....		333924-27	06/02	182.009	182.069	184.127	188.011	188.109
Parts and attachments for industrial trucks and tractors (sold separately).....		333924-3	12/86	344.558	345.773	345.857	345.857	345.857
Secondary products and miscellaneous receipts.....		333924-SM						
Secondary products.....		333924-S	12/79	552.089	552.089	553.517	-	-
All other general purpose machinery mfg.....	33399		12/03	176.313	177.421	177.366	177.637	178.410
Power-driven handtool mfg.....	333991		12/80	245.060	245.060	245.060	245.060	245.060
Primary products.....		333991-P	12/80	236.767	236.767	236.767	236.767	236.767
Power-driven handtools, pneumatic, hydraulic, and powder-actuated.....		333991-6	12/80	333.806	333.806	333.806	333.806	333.806
Power-driven handtools, electric (except battery powered), including parts.....		333991-9	12/04	134.872	134.872	134.872	134.872	134.872
Secondary products and miscellaneous receipts.....		333991-SM						
Miscellaneous receipts.....		333991-M	06/86	204.969	204.969	204.969	204.969	-
Welding and soldering equipment mfg.....	333992		12/84	353.438	353.724	350.926	351.522	351.522
Primary products.....		333992-P	12/84	370.161	370.161	366.989	367.664	367.664
Other welding equipment, components, and accessories (excluding arc, resistance, and gas).....		333992-A	06/90	180.857	180.857	180.857	180.857	180.857
Arc welding machines, components, and accessories, excluding electrodes and stud welding equip.....		333992-1	12/84	398.701	398.701	398.701	398.701	398.701
Resistance welders, components, accessories, and electrodes.....		333992-7	12/84	270.185	270.185	270.185	270.185	270.185
Gas welding and cutting equipment, parts, attachments, and accessories.....		333992-9	06/83	255.968	255.968	255.968	255.968	255.968
Secondary products and miscellaneous receipts.....		333992-SM						
Miscellaneous receipts.....		333992-M	12/84	252.427	255.857	255.857	255.857	255.857
Packaging machinery mfg.....	333993		12/88	252.970	258.197	258.956	258.970	260.098
Primary products.....		333993-P	12/88	257.803	263.712	264.418	264.418	265.741
Packing, packaging, and bottling machinery, excluding parts.....		333993-1	12/88	245.205	250.186	251.199	251.199	252.663
Parts for packing, packaging, and bottling machinery.....		333993-5	12/88	314.376	323.194	323.194	323.194	324.286
Secondary products and miscellaneous receipts.....		333993-SM						
Miscellaneous receipts.....		333993-M	12/88	199.194	207.516	208.614	208.729	208.729
Industrial process furnace and oven mfg.....	333994		06/81	287.264	287.264	287.264	288.333	288.742
Primary products.....		333994-P	06/81	283.824	283.824	283.824	284.790	285.424
Industrial process furnaces & ovens, & industrial electrical heating equipment.....		333994-0	12/04	166.220	166.220	166.220	166.786	167.157
Industrial process furnaces & ovens, & industrial electrical heating equipment, except parts.....		333994-0A	06/11	138.687	138.687	138.687	139.326	139.326
Parts and attachments for industrial process furnaces and ovens.....		333994-0B	06/11	140.680	140.680	140.680	140.680	141.881
Secondary products and miscellaneous receipts.....		333994-SM						
Miscellaneous receipts.....		333994-M	12/86	198.330	198.330	198.330	199.166	199.166
Fluid power cylinder and actuator mfg.....	333995		06/90	264.598	266.309	267.067	268.754	269.201
Primary products.....		333995-P	06/90	265.296	267.306	268.256	270.030	270.746
Nonaerospace-type hydraulic & all aerospace fluid power cylinders & actuators, linear & rotary.....		333995-2	06/90	258.163	259.374	259.447	261.695	262.603
Nonaerospace-type pneumatic fluid power cylinders & actuators, linear & rotary.....		333995-3	06/90	205.445	206.330	206.330	206.330	206.330
Parts for hydraulic & pneumatic fluid power cylinders & actuators, incl accumulators & cushions.....		333995-8	06/90	292.827	300.151	307.013	307.013	307.013
Secondary products and miscellaneous receipts.....		333995-SM						
Fluid power pump and motor mfg.....	333996		06/90	223.140	223.140	222.863	222.863	224.018
Primary products.....		333996-P	06/90	227.805	227.805	227.800	227.800	228.977
Nonaerospace-type reciprocating fluid power pumps.....		333996-1	12/97	187.176	187.176	187.176	187.176	188.651
Nonaerospace-type fluid power motors.....		333996-5	12/97	232.707	232.707	232.685	232.685	233.975
Parts for fluid power pumps, motors, and hydrostatic transmissions.....		333996-9	12/97	187.894	187.894	187.894	187.894	189.160
Secondary products and miscellaneous receipts.....		333996-SM						
Miscellaneous receipts.....		333996-M	06/99	177.233	177.233	179.899	179.899	181.412
Scale and balance mfg.....	333997		12/80	222.255	224.240	224.741	228.089	229.349
Primary products.....		333997-P	12/80	233.377	235.672	236.246	239.721	241.175
Retail, commercial, household, and mailing scales and balances.....		333997-4	12/91	181.870	181.870	181.870	182.033	182.762
Parts, attachments, and accessories for scales and balances.....		333997-6	12/91	249.832	250.876	251.545	253.710	256.169
Vehicle and industrial scales.....		333997-7	12/91	191.182	194.358	194.953	199.420	200.306
Motor truck and railroad track scales.....		333997-71	12/10	149.656	150.852	150.852	153.902	154.152
Industrial scales (including automatic checkweighter and bulkweighter scales).....		333997-72	12/10	158.521	159.775	161.117	165.646	167.341
Miscellaneous non-vehicle scales (crane, susp, tank, hopper, meas. devices, lab, bulk conveyor).....		333997-73	12/10	131.245	-	-	-	-
Secondary products and miscellaneous receipts.....		333997-SM						
Miscellaneous receipts.....		333997-M	12/80	134.612	134.612	134.612	136.837	136.837

See footnotes at end of table.

Table 11. Producer price indexes for net output of selected industries and their products, not seasonally adjusted — Continued
 [December 2022]

Title ¹	Industry code	Product code	Index base	Unadjusted index ²				
				Aug. 2022	Sept. 2022 ^P	Oct. 2022 ^P	Nov. 2022 ^P	Dec. 2022 ^P
Scale and balance mfg - Continued								
All other miscellaneous general purpose machinery mfg.	333999		12/84	270.957	272.889	272.889	272.689	275.158
Primary products.		333999-P	12/84	265.177	266.933	266.952	266.712	268.754
Filters and strainers, except fluid power.		333999-1	12/88	254.533	258.211	257.642	256.189	257.750
Industrial filters and strainers and reusable media, except fluid power.		333999-11	06/07	154.157	156.641	156.129	155.168	156.279
Nonreusable media for filters and strainers, except fluid power.		333999-12	12/88	272.666	272.666	272.666	272.666	272.666
Parts and accessories for filters and strainers, except fluid power.		333999-13	12/88	312.804	318.994	323.949	320.579	320.579
All other miscellaneous general industrial machinery.		333999-7	06/07	145.301	145.892	146.073	146.267	147.737
Secondary products and miscellaneous receipts.		333999-SM						
Miscellaneous receipts.		333999-M	12/84	374.556	379.566	379.566	379.566	387.832
Secondary products.		333999-S	12/84	236.978	236.984	237.158	237.175	237.248
Computer & electronic product mfg.	334		12/03	96.711	96.933	97.272	97.727	97.953
Computer & peripheral equipment mfg.	3341		12/06	58.264	58.030	57.982	58.242	58.746
Computer & peripheral equipment mfg.	33411		12/06	58.264	58.030	57.982	58.242	58.746
Electronic computer manufacturing.	334111		12/04	32.515	32.036	31.917	31.161	31.702
Primary products.		334111-P	12/04	17.066	16.735	16.653	16.094	16.468
Host computers, multiusers (mainframes, medium-scale systems, UNIX and PC servers).		334111-5	12/04	28.784	27.983	27.816	26.707	27.273
Single user computers, microprocessor based, general purpose.		334111-7	06/07	18.712	18.805	18.768	18.465	18.997
Portable computers, laptops, tablets and other single user computers.		334111-72	06/07	14.077	14.074	13.895	13.805	13.880
Personal computers and workstations (excluding portable computers).		334111-73	06/07	21.618	21.741	21.727	21.351	22.028
Secondary products and miscellaneous receipts.		334111-SM						
Computer storage device mfg.	334112		12/04	62.331	62.331	62.331	64.708	65.340
Primary products.		334112-P	12/04	50.399	50.399	50.399	52.430	52.999
Computer storage devices (except parts, attachments and accessories).		334112-1	12/04	50.053	50.053	50.053	52.547	52.547
Secondary products and miscellaneous receipts.		334112-SM						
Computer terminal and other computer peripheral equipment mfg.	334118		12/93	62.575	62.622	62.662	62.563	62.663
Primary products.		334118-P	12/93	64.364	64.416	64.460	64.352	64.463
Other computer peripheral equipment and point of sale terminals.		334118-B	12/93	64.435	64.487	64.531	64.422	64.534
POS terminals, fund-transfer devices, and all other miscellaneous computer peripheral equipment.		334118-B1	12/93	40.201	40.249	40.290	40.189	40.293
Secondary products and miscellaneous receipts.		334118-SM						
Communications equipment mfg.	3342		12/85	99.116	99.322	99.514	101.170	101.248
Telephone apparatus mfg.	33421		12/03	90.927	91.177	91.325	92.883	92.924
Telephone apparatus mfg.	334210		12/85	91.370	91.624	91.776	93.335	93.377
Primary products.		334210-P	12/85	91.741	91.741	91.741	93.715	93.715
Wireline voice and data network equipment.		334210-7	12/00	72.521	72.521	72.521	74.365	74.365
Secondary products and miscellaneous receipts.		334210-SM						
Radio/TV broadcast & wireless comm equip mfg.	33422		12/03	99.988	100.037	100.096	101.265	101.429
Broadcast and wireless communications equipment mfg.	334220		12/91	93.823	93.870	93.925	94.995	95.145
Primary products.		334220-P	12/91	91.067	91.104	91.171	91.380	91.397
Broadcast, studio, and related electronic equipment.		334220-2	12/85	120.298	120.801	120.454	119.829	120.029
Radio station equipment.		334220-5	06/13	107.981	107.981	107.981	107.981	107.981
Other broadcast and wireless communications systems and equipment.		334220-9	06/13	106.682	106.666	106.927	107.639	107.639
Secondary products and miscellaneous receipts.		334220-SM						
Other communications equipment mfg.	33429		12/03	131.392	132.520	133.659	138.816	138.451
Other communications equipment mfg.	334290		12/91	140.939	142.150	143.373	148.901	148.510
Primary products.		334290-P	12/91	148.519	149.814	150.894	157.397	156.923
Alarm systems, including electric sirens and horns.		334290-1	12/85	137.872	140.497	140.497	153.674	153.674
Intercommunications systems, incl inductive paging systems, excl telephone & telegraph.		334290-3	12/85	268.754	268.754	268.754	268.754	262.602
Secondary products and miscellaneous receipts.		334290-SM						
Secondary products.		334290-S	12/91	162.125	162.986	163.344	163.344	164.039
Audio & video equipment mfg.	3343		12/03	98.134	99.308	99.461	99.461	99.461
Audio and video equipment mfg.	33431		12/03	98.134	99.308	99.461	99.461	99.461
Audio and video equipment mfg.	334310		03/80	71.013	71.863	71.973	71.973	71.973
Primary products.		334310-P	03/80	62.550	63.413	63.526	63.526	63.526
Speakers and commercial sound equipment.		334310-4	03/80	176.460	176.460	176.979	176.979	176.979
Other consumer audio and video equipment.		334310-5	03/80	136.642	141.789	141.789	141.789	141.789
Secondary products and miscellaneous receipts.		334310-SM						
Miscellaneous receipts.		334310-M	12/86	95.509	95.509	95.509	95.509	95.509
Semiconductor and other electronic component mfg.	3344		12/84	56.632	56.822	57.219	57.480	57.518
Semiconductor and other electronic component mfg.	33441		12/84	56.643	56.832	57.229	57.491	57.528

See footnotes at end of table.

Table 11. Producer price indexes for net output of selected industries and their products, not seasonally adjusted — Continued
 [December 2022]

Title ¹	Industry code	Product code	Index base	Unadjusted index ²				
				Aug. 2022	Sept. 2022 ^P	Oct. 2022 ^P	Nov. 2022 ^P	Dec. 2022 ^P
Semiconductor and other electronic component mfg - Continued								
Bare printed circuit board mfg.....	334412		06/91	114.231	114.732	115.445	115.449	117.059
Primary products.....		334412-P	06/91	111.517	112.013	112.751	112.751	114.351
Bare printed circuit boards.....		334412-0	06/82	125.311	125.868	126.698	126.698	128.496
Secondary products and miscellaneous receipts.....		334412-SM1						
Semiconductors and related device mfg.....	334413		12/98	30.879	31.089	31.615	31.766	31.783
Primary products.....		334413-P	12/98	29.804	30.021	30.548	30.707	30.724
Other semiconductor devices, including parts such as chips, wafers, and heat sinks.....		334413-A	06/81	53.134	53.776	53.946	54.634	54.634
Integrated microcircuits, incl semiconductor networks, microprocessors, & MOS memories.....		334413-1	12/98	21.965	22.084	22.597	22.648	22.666
Secondary products and miscellaneous receipts.....		334413-SM						
Electronic connector mfg.....	334417		12/80	255.678	256.213	263.584	263.375	264.623
Primary products.....		334417-P	12/80	252.651	252.970	260.253	260.235	261.553
Electronic connectors, including parts.....		334417-0	12/80	252.651	252.970	260.253	260.235	261.553
Secondary products and miscellaneous receipts.....		334417-SM						
Secondary products.....		334417-S1	05/99	153.902	156.976	158.363	155.832	—
Printed circuit assembly mfg.....	334418		12/03	82.138	81.883	80.245	80.415	80.361
Primary products.....		334418-P	12/03	84.449	84.496	83.131	83.318	83.300
Printed circuit assemblies, loaded boards, modules, and consumer external modems.....		334418-9	06/06	90.842	90.893	89.425	89.625	89.606
Secondary products and miscellaneous receipts.....		334418-SM						
Other electronic component mfg.....	334419		12/03	150.695	150.760	150.770	151.872	151.191
Primary products.....		334419-P	12/03	155.219	155.292	155.316	156.274	155.499
Other electronic components.....		334419-0	12/03	155.219	155.292	155.316	156.274	155.499
Secondary products and miscellaneous receipts.....		334419-SM						
Secondary products.....		334419-S	12/03	100.391	100.396	100.238	104.004	104.002
Capacitor, resistor, coil, transformer, and other inductor mfg.....	33441K		12/11	146.448	147.386	148.577	150.822	150.874
Primary products.....		33441K-P	12/11	150.554	151.123	152.259	154.759	154.817
Capacitors for electronic circuitry.....		33441K-4	06/81	252.670	252.705	252.705	260.766	260.766
Electronic coils, transformers, and other inductors.....		33441K-6	06/00	153.649	154.738	156.951	157.366	157.478
Secondary products and miscellaneous receipts.....		33441K-SM						
Nav/measuring/medical/control instruments mfg.....	3345		12/03	138.360	138.658	139.077	139.346	139.707
Nav/measuring/medical/control instruments mfg.....	33451		12/03	138.360	138.658	139.077	139.346	139.707
Electromedical apparatus mfg.....	334510		06/85	85.292	85.292	85.275	85.334	85.406
Primary products.....		334510-P	06/85	73.816	73.816	73.805	73.861	73.856
Electromedical equipment, excluding ionizing radiation equipment.....		334510-2	12/02	84.858	84.858	84.846	84.910	84.904
Secondary products and miscellaneous receipts.....		334510-SM						
Miscellaneous receipts.....		334510-M	12/90	156.282	156.282	156.282	156.282	158.766
Search, detection, and navigation instruments.....	334511		12/91	185.138	185.644	185.684	185.689	186.237
Primary products.....		334511-P	12/91	182.134	182.203	182.203	182.203	182.804
Aeronautical, nautical & navigational instruments, not sending or receiving radio signals.....		334511-1	12/85	315.999	317.542	317.542	317.542	331.023
Search, detection, navigation, and guidance systems and equipment.....		334511-3	12/91	176.508	176.508	176.508	176.508	176.508
Secondary products and miscellaneous receipts.....		334511-SM						
Secondary products.....		334511-S	12/91	220.698	221.660	—	—	—
Automatic environmental control mfg.....	334512		12/79	297.322	298.428	301.023	302.028	302.028
Primary products.....		334512-P	12/79	264.193	265.431	267.321	268.445	268.445
Automatic environmental controls for monitoring residential, commercial, and appliance use.....		334512-0	12/03	140.987	141.647	142.656	143.255	143.255
Secondary products and miscellaneous receipts.....		334512-SM						
Miscellaneous receipts.....		334512-M	12/04	199.058	199.058	202.716	202.716	202.716
Industrial process variable instruments.....	334513		06/83	261.392	261.301	262.933	265.807	268.547
Primary products.....		334513-P	06/83	274.213	274.306	275.633	279.084	282.394
Process control instruments.....		334513-0	12/03	163.682	163.738	164.530	166.590	168.566
Secondary products and miscellaneous receipts.....		334513-SM						
Miscellaneous receipts.....		334513-M	06/83	230.823	228.214	236.193	236.193	236.193
Secondary products.....		334513-S	06/83	171.974	172.039	172.020	—	—
Totalizing fluid meters and counting devices.....	334514		12/85	222.712	223.320	223.320	223.320	223.682
Primary products.....		334514-P	12/85	226.843	227.493	227.493	227.493	227.879
Counting devices, excluding motor vehicle instruments.....		334514-3	12/85	219.446	219.446	219.446	219.446	—
Motor vehicle instruments.....		334514-7	12/85	152.377	153.857	153.857	153.857	—
Secondary products and miscellaneous receipts.....		334514-SM						
Electricity and signal testing instruments mfg.....	334515		12/83	171.537	171.712	172.246	172.280	172.544
Primary products.....		334515-P	12/83	166.110	166.300	166.877	166.914	167.199

See footnotes at end of table.

Table 11. Producer price indexes for net output of selected industries and their products, not seasonally adjusted — Continued
 [December 2022]

Title ¹	Industry code	Product code	Index base	Unadjusted index ²				
				Aug. 2022	Sept. 2022 ^P	Oct. 2022 ^P	Nov. 2022 ^P	Dec. 2022 ^P
Electricity and signal testing instruments mfg - Continued								
Test equipment for testing electrical, radio, and communication circuits, and motors.....		334515-4	12/83	165.574	165.851	166.694	166.748	167.165
Secondary products and miscellaneous receipts.....		334515-SM						
Analytical laboratory instrument mfg.....	334516		12/85	176.624	177.247	177.504	177.753	178.396
Primary products.....		334516-P	12/85	177.643	177.890	178.186	178.476	179.241
Analytical and scientific instruments, excluding optical.....		334516-0	12/85	177.643	177.890	178.186	178.476	179.241
Secondary products and miscellaneous receipts.....		334516-SM						
Miscellaneous receipts.....		334516-M1	12/14	125.884	128.873	128.873	128.873	—
Secondary products.....		334516-S	12/85	144.849	144.700	144.764	—	—
Irradiation apparatus mfg.....	334517		06/90	123.198	123.198	123.198	123.219	123.219
Primary products.....		334517-P	06/85	124.062	124.062	124.062	124.062	124.062
Irradiation (ionizing radiation) equipment.....		334517-0	06/85	124.062	124.062	124.062	124.062	124.062
Secondary products and miscellaneous receipts.....		334517-SM						
Other measuring and controlling device mfg.....	334519		06/85	190.629	191.810	196.406	198.042	197.942
Primary products.....		334519-P	06/85	181.606	182.860	187.726	189.469	189.324
Physical properties testing & inspection equipment and kinematic testing & measuring equipment.....		334519-4	06/85	177.222	178.261	190.961	193.522	193.522
Nuclear radiation detection and monitoring instruments.....		334519-5	06/85	232.432	232.432	232.432	240.466	240.466
Commercial, geophysical, meteorological, and general-purpose instruments and equipment.....		334519-7	06/85	189.783	190.015	191.346	191.346	190.907
Watches, clocks, and parts.....		334519-8	12/03	131.277	—	—	—	—
Secondary products and miscellaneous receipts.....		334519-SM						
Miscellaneous receipts.....		334519-M	06/85	272.254	272.214	272.272	272.065	272.836
Manufacturing and reproducing magnetic and optical media.....	3346		12/03	113.570	116.218	116.253	116.304	116.292
Manufacturing and reproducing magnetic and optical media.....	33461		12/03	113.570	116.218	116.253	116.304	116.292
Manufacturing and reproducing magnetic and optical media.....	334610		01/19	133.065	136.180	136.221	136.281	136.267
Primary products.....		334610-P	01/19	133.996	137.223	137.274	137.348	137.330
Secondary products and miscellaneous receipts.....		334610-SM						
Electrical equipment and appliance mfg.....	335		12/03	190.356	190.805	190.731	192.056	193.875
Electric lighting equipment mfg.....	3351		12/03	146.830	147.758	147.827	147.857	148.100
Electric lamp bulb & part mfg.....	33511		12/03	85.313	85.313	85.313	85.452	85.452
Electric lamp bulb and part mfg.....	335110		12/83	93.761	93.761	93.761	93.913	93.913
Primary products.....		335110-P	12/83	82.910	82.910	82.910	82.910	82.910
Electric lamp bulb, tubes, and components.....		335110-0	12/83	82.910	82.910	82.910	82.910	82.910
Secondary products and miscellaneous receipts.....		335110-SM						
Miscellaneous receipts.....		335110-M	09/92	165.871	165.871	165.871	167.212	167.212
Lighting fixture mfg.....	33512		12/03	160.283	161.403	161.487	161.495	161.788
Residential electric lighting fixture mfg.....	335121		12/83	239.640	239.826	239.839	239.908	239.941
Primary products.....		335121-P	12/83	247.330	247.557	247.561	247.646	247.646
Residential-type electric lighting fixtures (except portable), including parts and accessories.....		335121-1	12/83	231.322	231.733	231.736	231.745	231.745
Residential-type portable lighting fixtures, including parts and accessories.....		335121-4	12/83	273.760	273.760	273.766	273.949	273.949
Secondary products and miscellaneous receipts.....		335121-SM						
Secondary products.....		335121-S	12/83	276.164	276.164	276.307	276.307	276.816
Nonresidential electric lighting fixture mfg.....	335122		06/81	253.283	256.871	257.135	257.135	258.075
Primary products.....		335122-P	06/81	250.407	254.329	254.622	254.622	255.668
Commercial and institutional-type electric lighting fixtures, including parts and accessories.....		335122-1	06/81	242.708	243.313	243.671	243.671	244.948
Industrial-type electric lighting fixtures, including parts and accessories.....		335122-5	06/81	269.017	286.889	286.889	286.889	286.889
Secondary products and miscellaneous receipts.....		335122-SM						
Secondary products.....		335122-S	06/81	320.315	321.797	321.797	321.797	321.797
Other lighting equipment mfg.....	335129		06/85	173.996	173.999	174.005	174.007	174.011
Primary products.....		335129-P	06/85	170.455	170.455	170.455	170.455	170.455
Outdoor lighting equipment (including parts and accessories).....		335129-1	06/85	209.474	209.474	209.474	209.474	209.474
Secondary products and miscellaneous receipts.....		335129-SM						
Secondary products.....		335129-S	06/85	188.455	188.488	188.546	188.576	188.611
Household appliance mfg.....	3352		12/84	160.321	160.259	159.978	158.285	160.432
Small electrical appliance mfg.....	33521		12/03	129.221	128.688	128.688	128.831	128.933
Small electrical appliance mfg.....	335210		12/11	117.437	116.951	116.952	117.081	117.174
Primary products.....		335210-P	12/11	118.288	117.683	117.683	117.764	117.877
Parts and attachments for small electric household appliances, including fan parts.....		335210-5	12/82	187.127	187.127	187.127	187.127	187.127

See footnotes at end of table.

Table 11. Producer price indexes for net output of selected industries and their products, not seasonally adjusted — Continued
 [December 2022]

Title ¹	Industry code	Product code	Index base	Unadjusted index ²				
				Aug. 2022	Sept. 2022 ^P	Oct. 2022 ^P	Nov. 2022 ^P	Dec. 2022 ^P
Small electrical appliance mfg - Continued								
Household vacuum cleaners and other floor care machines (including parts and attachments).....		335210-6	12/82	123.714	123.246	123.246	123.246	123.246
Other small electric household appliances, including fans.....		335210-7	05/21	116.611	115.898	115.898	116.023	116.194
Secondary products and miscellaneous receipts.....		335210-SM						
Secondary products.....		335210-S	12/82	201.268	201.268	201.297	207.983	208.277
Major household appliance mfg.....	33522		12/03	163.093	163.157	162.812	160.693	163.306
Major household appliance mfg.....	335220		05/16	133.135	133.184	132.900	131.164	133.305
Primary products.....		335220-P	05/16	133.024	133.035	132.730	130.930	133.149
Household cooking appliances.....		335220-1	06/81	168.059	167.923	166.465	165.528	170.229
Electric household ranges, ovens (including microwave), surface cooking units, and equipment.....		335220-11	06/81	145.483	144.431	144.050	143.598	146.581
Gas household ranges, ovens, surface cooking units, and equipment (incl. parts and accessories).....		335220-13	06/81	165.557	163.841	165.136	159.071	165.360
Other household ranges and cooking equipment, including outdoor equipment...		335220-15	06/81	233.588	242.057	229.246	236.779	245.978
Household refrigerators and home freezers.....		335220-2	12/81	125.871	126.281	126.379	125.071	125.803
Household refrigerators, including combination refrigerator-freezers.....		335220-21	12/81	118.697	119.145	119.180	118.023	118.626
Other major household appliances.....		335220-8	12/82	308.842	310.065	309.585	302.888	309.550
Household water heaters, electric, for permanent installation.....		335220-81	12/82	559.317	559.317	559.317	559.317	559.317
Household water heaters, excluding electric.....		335220-83	12/82	559.668	559.668	559.668	559.668	559.668
Secondary products and miscellaneous receipts.....		335220-SM						
Miscellaneous receipts.....		335220-M	05/16	135.277	136.636	137.090	137.090	137.090
Electrical equipment mfg.....	3353		12/03	195.789	197.036	196.353	197.491	200.835
Electrical equipment mfg.....	33531		12/03	195.789	197.036	196.353	197.491	200.835
Electric power and specialty transformer mfg.....	335311		06/81	416.591	416.819	406.555	412.953	422.068
Primary products.....		335311-P	06/81	412.066	412.315	401.150	408.121	418.035
Power and distribution transformers, except parts.....		335311-1	12/99	336.257	336.257	325.035	331.999	-
Secondary products and miscellaneous receipts.....		335311-SM						
Motor and generator mfg.....	335312		06/83	265.982	271.166	271.451	271.452	271.831
Primary products.....		335312-P	06/83	263.502	269.527	269.880	269.880	270.481
Parts, supplies for motors, generators, generator sets, and other rotating equipment.....		335312-C	12/87	252.661	262.681	265.923	265.923	271.421
Other motors and generators n.e.c.....		335312-F	06/06	144.979	148.074	148.074	148.074	148.074
Fractional horsepower motors (rated at less than 746 watts) (except hermetics)...		335312-1	06/83	204.677	206.089	206.089	206.089	206.089
Integral horsepower motors & generators other than for land transport equipment (exc hermetics).....		335312-3	06/83	407.336	418.675	418.675	418.675	418.675
Secondary products and miscellaneous receipts.....		335312-SM						
Miscellaneous receipts.....		335312-M	12/86	283.729	283.874	283.893	283.895	283.895
Secondary products.....		335312-S	06/83	252.840	252.840	253.674	253.685	253.685
Switchgear and switchboard apparatus mfg.....	335313		06/85	286.466	287.291	288.057	289.538	291.550
Primary products.....		335313-P	06/85	296.413	297.367	298.260	299.950	302.297
Switchgear, excluding ducts and relays.....		335313-A	06/85	328.863	331.013	332.654	336.476	337.787
Low voltage panelboards and distribution boards, 1000 volts or less.....		335313-3	06/85	252.855	252.855	252.855	252.855	258.511
Secondary products and miscellaneous receipts.....		335313-SM						
Relay and industrial control mfg.....	335314		06/85	255.620	255.620	255.620	257.175	268.501
Primary products.....		335314-P	06/85	272.654	272.654	272.654	272.783	287.124
Specific-purpose industrial controls.....		335314-C	01/19	117.338	117.338	117.338	117.556	123.457
General-purpose industrial controls.....		335314-F	01/19	126.490	126.490	126.490	126.490	134.967
Relays for electronic circuitry, industrial control overload and switchgear type.....		335314-1	06/90	208.187	208.187	208.187	208.187	-
Parts for industrial controls and motor-control accessories.....		335314-7	06/90	247.580	247.580	247.580	247.580	254.054
Secondary products and miscellaneous receipts.....		335314-SM						
Miscellaneous receipts.....		335314-M	06/85	274.099	274.099	274.099	285.162	285.118
Other electrical equipment & component mfg.....	3359		12/03	218.628	218.576	219.022	222.304	223.249
Battery mfg.....	33591		12/03	193.021	193.345	193.825	195.297	195.349
Storage battery mfg.....	335911		12/84	262.850	262.793	262.962	263.760	263.945
Primary products.....		335911-P	12/84	265.360	265.360	265.538	266.258	266.419
Storage batteries, lead acid type, BCI dimensional size group 8D or smaller.....		335911-1	12/84	256.668	256.668	256.920	256.920	256.920
Storage batteries, lead acid type, larger than BCI dimensional size group 8D.....		335911-4	12/84	309.652	309.652	309.652	309.652	310.584
Secondary products and miscellaneous receipts.....		335911-SM						
Secondary products.....		335911-S	12/84	282.222	282.222	282.222	295.199	297.600
Primary battery mfg.....	335912		12/80	243.082	244.222	245.540	249.172	249.071
Primary products.....		335912-P	12/80	248.839	250.006	251.355	255.073	254.969
Primary batteries.....		335912-0	06/03	148.682	149.380	150.185	152.407	152.345
Communication & energy wire & cable mfg.....	33592		12/03	263.214	261.441	262.303	271.887	274.491
Fiber optic cable mfg.....	335921		12/03	94.546	94.770	94.770	94.770	94.770

See footnotes at end of table.

Table 11. Producer price indexes for net output of selected industries and their products, not seasonally adjusted — Continued
 [December 2022]

Title ¹	Industry code	Product code	Index base	Unadjusted index ²				
				Aug. 2022	Sept. 2022 ^P	Oct. 2022 ^P	Nov. 2022 ^P	Dec. 2022 ^P
Fiber optic cable mfg - Continued								
Primary products.....		335921-P	12/03	95.042	95.280	95.280	95.280	95.280
Fiber optic cable, made from purchased fiber optic strand.....		335921-0	12/03	95.042	95.280	95.280	95.280	95.280
Secondary products and miscellaneous receipts.....		335921-SM						
Other communication and energy wire mfg.....	335929		12/03	307.569	305.142	306.276	318.893	322.321
Primary products.....		335929-P	12/03	322.398	319.560	321.020	335.773	339.770
Electronic wire and cable, made of nonferrous metals (purchased wire).....		335929-A	12/82	309.040	301.030	310.790	311.875	311.875
Other insulated wire & cable, incl control & signal, made of nonferrous metals (purchased wire).....		335929-F	12/11	143.164	140.289	141.628	141.547	142.705
Power wire and cable, made from nonferrous metals (purchased wire).....		335929-1	12/82	442.559	442.056	445.226	485.341	502.078
Secondary products and miscellaneous receipts.....		335929-SM						
Wiring device mfg.....	33593		12/03	233.517	233.511	233.799	236.145	236.187
Current-carrying wiring device mfg.....	335931		12/81	236.986	236.539	236.975	238.902	238.980
Primary products.....		335931-P	12/81	227.227	226.659	227.167	229.131	229.219
Current-carrying wiring devices n.e.c.....		335931-A	06/06	128.776	129.401	130.553	131.171	131.304
Current-carrying switches for electrical circuitry (including vehicular switches).....		335931-1	12/99	166.145	166.201	166.201	167.539	167.601
Current-carrying wire connectors for electrical circuitry.....		335931-9	12/81	237.466	234.261	233.812	236.971	236.909
Secondary products and miscellaneous receipts.....		335931-SM						
Secondary products.....		335931-S	12/81	299.224	299.224	299.224	301.697	301.724
Noncurrent-carrying wiring device mfg.....	335932		12/81	600.705	601.477	601.965	608.820	608.864
Primary products.....		335932-P	12/81	612.091	612.831	613.436	621.151	621.206
Noncurrent-carrying electrical conduit and conduit fittings, incl. plastic conduit & fittings.....		335932-4	12/81	798.442	798.442	798.159	800.102	800.102
Secondary products and miscellaneous receipts.....		335932-SM						
All other electrical equipment & component mfg.....	33599		12/03	165.944	166.849	167.042	167.334	168.253
Carbon and graphite product mfg.....	335991		06/85	217.396	222.402	223.207	223.643	233.779
Primary products.....		335991-P	06/85	230.017	235.611	236.523	237.015	248.479
Carbon and graphite products, including electrodes for electric arc furnaces.....		335991-0	06/85	230.017	235.611	236.523	237.015	248.479
Secondary products and miscellaneous receipts.....		335991-SM						
Miscellaneous receipts.....		335991-M	10/88	146.809	146.809	146.809	146.809	—
Miscellaneous electrical equipment mfg.....	335999		12/03	158.651	158.651	158.711	158.977	157.836
Primary products.....		335999-P	12/03	156.620	156.620	156.685	156.977	155.725
Rectifying apparatus.....		335999-3	12/85	202.697	202.697	202.697	204.910	204.910
All miscellaneous electrical equipment except rectifying apparatus.....		335999-4	06/08	140.404	140.404	140.476	140.429	139.033
Secondary products and miscellaneous receipts.....		335999-SM						
Secondary products.....		335999-S	12/03	152.822	152.822	152.822	—	—
Transportation equipment manufacturing.....	336		12/03	136.463	136.682	137.395	137.634	138.051
Motor vehicle manufacturing.....	3361		12/03	122.173	122.208	123.578	123.724	124.232
Automobile and light truck manufacturing.....	33611		12/03	119.750	119.798	121.260	121.398	121.957
Automobile, light truck and utility vehicle mfg.....	336110		06/82	164.812	164.878	166.890	167.079	167.849
Primary products.....		336110-P	06/82	162.599	162.666	164.738	164.933	165.725
Passenger cars and chassis.....		336110-1	06/82	141.717	141.740	141.933	141.986	142.020
Trucks, truck tractors, & bus chassis 14,000 lb or less, incl. minivans & suvs.....		336110-2	06/82	189.874	189.991	194.094	194.444	196.055
Secondary products and miscellaneous receipts.....		336110-SM						
Heavy duty truck manufacturing.....	33612		12/03	157.683	157.591	158.127	158.375	158.385
Heavy duty truck mfg.....	336120		12/03	157.733	157.641	158.173	158.422	158.432
Primary products.....		336120-P	12/03	159.392	159.295	159.483	159.743	159.753
Trucks, truck tractors, and bus chassis (chassis of own manufacture) 14,001 to 33,000 lbs.....		336120-1	12/03	166.566	165.810	167.280	169.121	169.121
Buses, including military and firefighting vehicles (chassis of own manufacture).....		336120-3	12/03	166.376	166.376	166.376	166.499	166.546
Secondary products and miscellaneous receipts.....		336120-SM						
Motor vehicle body and trailer manufacturing.....	3362		12/03	199.098	200.053	201.658	201.400	201.452
Motor vehicle body and trailer manufacturing.....	33621		12/03	199.450	200.407	202.015	201.756	201.809
Motor vehicle body mfg.....	336211		12/82	321.939	323.174	327.859	327.932	328.289
Primary products.....		336211-P	12/82	317.207	318.532	323.634	323.691	324.054
Other truck and vehicle bodies, sold separately.....		336211-5	12/08	145.553	144.969	150.170	149.924	149.943
Dump truck bodies, for sale separately.....		336211-5A	12/08	191.651	185.525	185.525	183.368	183.368
All other truck and vehicle bodies, sold separately.....		336211-5B	12/08	140.091	140.091	145.537	145.537	145.537
Buses and firefighting vehicles, complete, produced on purchased chassis.....		336211-7	12/08	128.425	128.425	128.425	128.965	129.506
Other trucks and vehicles, complete, produced on purchased chassis.....		336211-9	12/08	152.309	154.709	159.336	159.450	159.587
Other trucks and vehicles, complete, produced on purchased chassis, except upfitting trucks.....		336211-91	09/15	133.877	136.542	141.680	141.807	141.959
Upfitting trucks, complete, produced on purchased chassis.....		336211-99	09/15	148.709	—	—	—	—
Secondary products and miscellaneous receipts.....		336211-SM						

See footnotes at end of table.

Table 11. Producer price indexes for net output of selected industries and their products, not seasonally adjusted — Continued
 [December 2022]

Title ¹	Industry code	Product code	Index base	Unadjusted index ²				
				Aug. 2022	Sept. 2022 ^P	Oct. 2022 ^P	Nov. 2022 ^P	Dec. 2022 ^P
Motor vehicle body mfg - Continued								
Secondary products.....		336211-S	12/82	277.931	278.035	278.035	278.704	279.595
Truck trailer mfg.....	336212		12/79	376.545	377.288	379.276	379.393	379.694
Primary products.....		336212-P	12/79	375.099	375.714	377.642	377.490	377.801
Truck trailers and chassis, axle rating 10,000 lbs or more.....		336212-1	12/79	360.423	361.104	361.579	361.410	361.755
Truck trailers and chassis, axle rating less than 10,000 lbs.....		336212-3	11/84	480.545	480.545	495.061	495.061	495.061
Secondary products and miscellaneous receipts.....		336212-SM						
Secondary products.....		336212-S1	05/21	140.233	140.233	143.214	148.550	148.536
Motor home mfg.....	336213		06/84	215.049	215.049	215.105	215.167	215.667
Primary products.....		336213-P	06/84	211.469	211.469	211.527	211.590	211.590
Motor homes built on purchased chassis.....		336213-0	06/06	126.070	126.070	126.105	126.143	126.143
Secondary products and miscellaneous receipts.....		336213-SM1						
Travel trailer and camper mfg.....	336214		12/03	205.534	207.403	208.676	207.777	207.501
Primary products.....		336214-P	12/03	206.959	208.932	209.897	209.046	208.784
Travel trailers.....		336214-1	06/84	275.236	278.135	280.251	280.445	280.445
Conventional travel trailers.....		336214-19	12/11	163.829	166.657	168.721	168.910	168.910
Automobile and light truck trailers.....		336214-3	12/92	269.286	270.026	270.026	264.435	262.913
Camping trailers, campers, pick-up covers, and parts.....		336214-5	06/84	338.642	343.682	343.682	343.869	343.869
Other parts and components, excluding appliances and furnishings.....		336214-53	06/84	337.335	344.468	344.468	344.468	344.468
Truck campers, caps, box covers, and fold-down camping trailers.....		336214-56	06/14	—	—	144.891	145.106	145.106
Secondary products and miscellaneous receipts.....		336214-SM						
Secondary products.....		336214-S	06/84	226.937	232.879	243.328	243.320	243.337
Motor vehicle parts manufacturing.....	3363		12/03	125.026	125.228	125.180	125.255	125.249
Motor vehicle gasoline engine and parts mfg.....	33631		12/03	126.226	126.012	126.484	127.684	127.682
Motor vehicle gasoline engine and engine parts mfg.....	336310		12/03	126.710	126.495	126.969	128.172	128.171
Primary products.....		336310-P	12/03	127.094	126.776	126.995	128.031	128.021
Gasoline engines and engine parts (excluding carburetors).....		336310-2	12/03	126.629	126.277	126.536	127.696	127.684
Carburetors, pistons, piston rings, and valves.....		336310-3	12/82	188.510	188.588	188.253	187.751	187.749
Secondary products and miscellaneous receipts.....		336310-SM						
Miscellaneous receipts.....		336310-M1	09/18	111.950	111.950	113.077	120.121	120.121
Secondary products.....		336310-S	12/11	113.592	114.099	116.169	116.108	116.175
Motor vehicle electric equipment.....	33632		12/03	118.053	120.067	119.918	119.974	119.974
Motor vehicle electrical and electronic equipment mfg.....	336320		12/03	117.603	119.610	119.461	119.517	119.517
Primary products.....		336320-P	12/03	111.406	113.604	113.495	113.547	113.547
Vehicular lighting equipment.....		336320-1	12/83	133.050	133.088	133.450	133.554	133.554
Other motor vehicle electrical and electronic equipment.....		336320-2	12/03	111.193	113.864	113.664	113.709	113.709
Battery charging alternators, generators, and regulators.....		336320-23	12/82	137.459	136.774	135.987	136.074	136.074
Parts for engine electrical and electronic equipment.....		336320-2A	12/82	167.109	171.123	170.380	170.380	170.380
All other miscellaneous non-engine electrical and electronic equipment.....		336320-2D	12/03	114.847	118.186	118.083	118.094	118.094
All other miscellaneous complete engine electrical equipment, including spark plugs.....		336320-2U	12/82	122.329	125.068	124.503	124.797	124.797
Secondary products and miscellaneous receipts.....		336320-SM						
Miscellaneous receipts.....		336320-M	12/03	138.962	138.587	137.507	137.035	137.035
Secondary products.....		336320-S	12/03	127.469	127.655	127.698	128.228	128.228
Motor vehicle steering and suspension parts.....	33633		12/03	111.073	111.283	111.576	111.513	111.756
Motor vehicle steering and suspension components (except spring) manufacturing.....	336330		12/03	110.862	111.072	111.365	111.302	111.544
Primary products.....		336330-P	12/03	106.908	107.271	107.948	107.948	108.304
Motor vehicle steering and suspension components (excluding spring), new and rebuilt.....		336330-0	12/99	106.713	107.075	107.751	107.751	108.106
Secondary and miscellaneous receipts.....		336330-SM						
Motor vehicle brake system manufacturing.....	33634		12/03	136.794	136.925	135.527	135.182	135.249
Motor vehicle brake system mfg.....	336340		12/03	136.766	136.897	135.503	135.158	135.225
Primary products.....		336340-P	12/03	138.040	138.185	136.239	135.859	135.854
Motor vehicle brake parts and assemblies, new.....		336340-1	12/88	147.204	147.369	145.135	144.699	144.692
Motor vehicle drum brake assemblies and parts, new.....		336340-1E	12/05	144.642	144.604	150.727	150.727	150.727
Motor vehicle disc brake assemblies and parts, new.....		336340-1F	12/11	139.292	139.292	128.166	128.166	128.166
Other motor vehicle brake parts and assemblies, new.....		336340-1G	12/99	119.998	120.335	122.424	121.576	121.564
Secondary products and miscellaneous receipts.....		336340-SM						
Motor vehicle power train components mfg.....	33635		12/03	132.150	132.172	132.492	132.183	132.165
Motor vehicle transmission and power train parts manufacturing.....	336350		12/03	130.581	130.603	130.919	130.614	130.597
Primary products.....		336350-P	12/03	125.381	125.357	125.444	125.128	125.113
Motor vehicle drive train components, excluding wheels and brakes, new.....		336350-2	12/88	128.701	128.676	128.747	128.420	128.405
Motor vehicle transmissions (except auxiliary and parts), new.....		336350-20	06/12	110.439	110.439	110.687	110.687	110.687
Parts for manual and automatic transmissions, new.....		336350-23	12/88	129.749	129.718	129.646	129.027	128.986

See footnotes at end of table.

Table 11. Producer price indexes for net output of selected industries and their products, not seasonally adjusted — Continued
 [December 2022]

Title ¹	Industry code	Product code	Index base	Unadjusted index ²				
				Aug. 2022	Sept. 2022 ^P	Oct. 2022 ^P	Nov. 2022 ^P	Dec. 2022 ^P
Motor vehicle transmission and power train parts manufacturing - Continued								
Other motor vehicle drive train components, except wheels and brakes, new.		336350-25	12/99	98.901	98.785	98.477	97.597	97.567
Motor vehicle drive train components, rebuilt.		336350-3	12/03	138.256	138.256	141.437	141.437	141.437
Secondary products and miscellaneous receipts.		336350-SM						
Secondary products.		336350-S	12/03	135.910	137.248	136.476	136.573	136.480
Motor vehicle seating and interior trim mfg.	33636		12/03	112.728	113.272	114.261	113.782	114.062
Motor vehicle seating and interior trim mfg.	336360		12/03	112.678	113.222	114.211	113.731	114.011
Primary products.		336360-P	12/03	111.585	112.033	113.021	111.989	112.245
Automobile trimmings.		336360-1	12/03	91.089	91.089	94.110	94.110	94.110
Seats for public conveyance and aircraft.		336360-3	12/01	116.739	117.516	117.547	116.732	117.189
Metal motor vehicle seat frames.		336360-7	06/09	111.242	111.376	111.376	—	—
Secondary products and miscellaneous receipts.		336360-SM						
Secondary products.		336360-S	12/03	164.103	167.164	163.344	168.132	167.986
Motor vehicle metal stamping.	33637		12/03	124.769	124.425	124.687	124.514	124.172
Motor vehicle metal stamping.	336370		12/82	136.651	136.275	136.561	136.372	135.998
Primary products.		336370-P	12/82	126.709	126.625	126.997	126.989	127.036
Automotive job stampings (truck, bus, and passenger car).		336370-0	12/82	126.709	126.625	126.997	126.989	127.036
Secondary products and miscellaneous receipts.		336370-SM						
Secondary products.		336370-S	12/82	141.644	141.754	142.882	142.835	139.662
Other motor vehicle parts manufacturing.	33639		12/03	125.719	125.730	124.858	125.022	125.011
Other motor vehicle parts mfg.	336390		12/03	128.217	128.229	127.339	127.508	127.496
Primary products.		336390-P	12/03	125.880	125.841	125.072	124.983	124.962
Filters, new, internal combustion engines and motor vehicles.		336390-A	12/82	186.241	186.241	186.241	188.017	188.017
Motor vehicle air-conditioning systems and compressors.		336390-B	12/03	104.015	104.015	103.188	103.188	103.188
All other motor vehicle parts and accessories, including trailer hitches.		336390-8	12/03	112.233	112.192	112.201	112.106	112.067
Secondary products and miscellaneous receipts.		336390-SM						
Miscellaneous receipts.		336390-M	12/11	123.367	123.367	120.359	122.662	122.662
Secondary products.		336390-S	12/11	124.273	125.007	125.245	126.400	126.505
Aerospace product and parts manufacturing.	3364		06/85	257.241	257.780	258.266	258.759	259.777
Aerospace product and parts manufacturing.	33641		06/85	257.241	257.780	258.266	258.759	259.777
Aircraft mfg.	336411		12/85	267.692	267.718	268.366	269.058	270.351
Primary products.		336411-P	12/85	256.353	256.379	257.055	257.614	258.954
Civilian aircraft.		336411-3	12/85	314.803	315.974	317.315	318.330	320.369
Military aircraft.		336411-4	06/13	105.324	104.610	104.610	104.610	104.610
Modification, conversion, and overhaul of previously accepted aircraft.		336411-5	12/85	145.236	145.236	145.236	145.710	148.786
Secondary products and miscellaneous receipts.		336411-SM						
Aircraft engine and engine parts mfg.	336412		12/85	253.188	253.900	253.947	254.000	254.591
Primary products.		336412-P	12/85	249.953	250.737	250.801	250.911	252.007
Aeronautical services on aircraft engines.		336412-5	12/85	248.980	250.531	250.531	250.531	250.531
Aircraft engine parts and accessories.		336412-7	12/85	259.405	260.199	260.325	260.543	262.703
Parts and accessories for military aircraft engines.		336412-75	12/11	123.060	123.418	123.738	123.753	123.753
Parts and accessories for civilian aircraft engines.		336412-77	12/11	114.170	114.523	114.523	114.637	115.808
Secondary products and miscellaneous receipts.		336412-SM						
Secondary products.		336412-S	12/85	239.938	240.093	240.246	240.359	240.366
Other aircraft parts and equipment mfg.	336413		06/85	194.816	197.391	197.474	197.562	197.686
Primary products.		336413-P	06/85	190.552	193.229	193.229	193.368	193.452
Aircraft propellers and helicopter rotors.		336413-1	12/91	210.753	220.060	220.060	220.191	220.690
Aircraft parts and auxiliary equipment.		336413-7	06/85	182.735	184.749	184.749	184.891	184.932
Aircraft landing gear for civilian and military aircraft.		336413-72	06/08	164.381	165.155	165.155	165.155	165.155
Other aircraft subassemblies and parts for military aircraft.		336413-73	06/08	124.138	124.138	124.138	124.138	124.280
Other aircraft subassemblies and parts for civilian aircraft.		336413-74	06/08	105.995	108.663	108.663	108.857	108.857
Secondary products and miscellaneous receipts.		336413-SM						
Secondary products.		336413-S	06/85	224.979	226.859	228.330	227.609	228.443
Railroad rolling stock manufacturing.	3365		06/84	225.479	226.027	226.120	227.351	227.946
Railroad rolling stock manufacturing.	33651		06/84	225.557	226.105	226.198	227.429	228.024
Railroad rolling stock mfg.	336510		06/84	225.359	225.908	226.000	227.235	227.830
Primary products.		336510-P	06/84	231.571	232.275	232.393	234.162	234.796
Street, subway, trolley, and rapid transit cars, and railway maintenance equipment and parts.		336510-5	06/84	184.450	186.809	187.206	188.631	189.141
Railway maintenance of way equipment & parts, parts for all railcars, & other railway vehicles.		336510-54	06/84	185.383	188.048	188.496	189.931	190.445
Air brake and other brake equipment.		336510-541	06/84	127.334	127.334	127.301	127.301	127.301
Railway maintenance of way & all other railroad and streetcar equipment, parts and accessories.		336510-542	06/84	192.682	195.809	—	—	—
Secondary products and miscellaneous receipts.		336510-SM						

See footnotes at end of table.

Table 11. Producer price indexes for net output of selected industries and their products, not seasonally adjusted — Continued
 [December 2022]

Title ¹	Industry code	Product code	Index base	Unadjusted index ²				
				Aug. 2022	Sept. 2022 ^P	Oct. 2022 ^P	Nov. 2022 ^P	Dec. 2022 ^P
Railroad rolling stock mfg - Continued								
Miscellaneous receipts.....		336510-M	06/84	163.654	163.654	163.654	160.690	160.743
Secondary products.....		336510-S1	12/11	112.108	112.108	112.108	112.102	—
Ship and boat building.....	3366		12/84	265.573	266.079	266.343	268.566	269.865
Ship and boat building.....	33661		12/84	265.584	266.090	266.353	268.577	269.875
Ship building and repairing.....	336611		12/85	233.203	233.111	233.111	235.585	236.864
Primary products.....		336611-P	12/85	224.502	224.407	224.407	224.401	225.714
Ship repair, nonmilitary.....		336611-A	12/85	269.419	276.619	276.619	276.776	284.670
Military self-propelled ships, new construction.....		336611-5	12/85	190.954	189.856	189.856	189.828	190.027
Ship repair, military.....		336611-8	12/85	202.280	202.280	202.280	202.280	203.047
Nonmilitary self-propelled ships, new construction.....		336611-9	12/85	401.005	403.048	403.048	403.048	400.141
Secondary products and miscellaneous receipts.....		336611-SM2						
Boat building.....	336612		12/81	363.583	366.609	367.993	368.934	370.093
Primary products.....		336612-P	12/81	364.025	365.317	366.831	367.861	369.136
Outboard motorboats, including commercial and military (except sailboats and lifeboats).....		336612-1	12/81	438.339	441.276	443.235	443.750	445.398
Outboard motorboats, wood or metal, incl. comm. and military (exc. sailboats and lifeboats).....		336612-11	06/11	170.440	172.388	172.717	173.046	173.404
Outboard motorboats, plastics/fiberglass, incl. comm. and mil. (exc. sailboats and lifeboats).....		336612-14	06/11	164.325	164.734	165.840	165.922	166.783
Inboard motorboats, including commercial and military (except sailboats and lifeboats).....		336612-3	12/81	349.592	349.592	352.480	356.039	358.476
Inboard cabin cruisers, including commercial and military (except sailboats and lifeboats).....		336612-31	06/11	140.859	140.859	140.859	142.211	144.362
Other inboard motorboats, including commercial and military (except sailboats and lifeboats).....		336612-32	06/11	151.316	151.316	153.615	155.229	155.229
Inboard-outdrive boats, including commercial and military (except sailboats and lifeboats).....		336612-5	12/81	288.448	288.448	288.448	288.448	288.448
All other inboard-outdrive boats, incl. comm. and military (except sailboats and lifeboats).....		336612-52	06/11	137.574	137.574	137.574	137.574	137.574
All other boats (excluding military and commercial).....		336612-8	12/81	279.057	279.057	279.057	279.057	279.057
Secondary products and miscellaneous receipts.....		336612-SM						
Miscellaneous receipts.....		336612-M	12/88	306.502	325.556	325.556	325.556	325.556
Other transportation equipment manufacturing.....	3369		12/03	124.348	125.157	125.309	125.444	125.669
Other transportation equipment manufacturing.....	33699		12/03	124.348	125.157	125.309	125.444	125.669
Motorcycle, bicycle, and parts mfg.....	336991		12/84	155.410	158.057	158.057	158.277	158.881
Primary products.....		336991-P	12/84	160.584	163.402	163.402	163.630	164.282
Motorcycles, including three-wheel motorbikes, motorscooters, mopeds, and parts.....		336991-3	12/84	179.946	183.629	183.629	183.629	184.354
Bicycles, including parts (excluding children's 2-wheel sidewalk cycles).....		336991-4	12/84	168.708	168.708	168.708	170.384	171.101
Cycles, all types, tubular construction.....		336991-42	12/98	139.761	139.761	139.761	141.796	141.908
Parts for bicycles, unicycles, and adult tricycles.....		336991-45	12/84	176.688	176.688	176.688	177.722	179.011
Secondary products and miscellaneous receipts.....		336991-SM						
Secondary products.....		336991-S	12/84	167.819	167.819	167.819	—	—
All other transportation equipment mfg.....	336999		12/03	127.436	127.275	127.544	127.656	127.694
Primary products.....		336999-P	12/03	125.566	125.396	125.681	125.724	125.739
All-terrain vehicles and parts.....		336999-4	06/08	111.020	111.020	111.124	111.155	111.063
All other miscellaneous transportation equipment.....		336999-6	06/08	119.015	118.294	119.044	119.044	119.337
Secondary products and miscellaneous receipts.....		336999-SM						
Secondary products.....		336999-S	12/03	168.602	168.602	168.602	172.726	174.147
Furniture & related product mfg.....	337		12/84	261.192	262.621	262.626	265.238	266.777
HH & institutional furniture & kitchen cabinet mfg.....	3371		12/84	250.102	250.420	249.591	251.533	253.714
Wood kitchen cabinet & countertop mfg.....	33711		12/03	155.570	155.570	155.570	155.570	158.242
Wood kitchen cabinet and countertop mfg.....	337110		06/84	262.662	262.662	262.662	262.662	267.174
Primary products.....		337110-P	12/03	155.983	155.983	155.983	155.983	158.644
Custom wood kitchen cabinets, bathroom vanities, and related cabinet sold directly to customers.....		337110-H	03/04	144.342	144.342	144.342	144.342	145.450
Stock wood kitchen cabinets and related cabinetwork for permanent installation. ...		337110-1	06/84	245.928	245.928	245.928	245.928	245.928
Custom wood kitchen cabinets and related cabinetwork not sold direct to customer at retail.....		337110-4	06/84	324.330	324.330	324.330	324.330	—
Secondary products and miscellaneous receipts.....		337110-SM						
Household & institutional furniture mfg.....	33712		12/03	176.678	177.002	176.159	178.132	179.018
Upholstered household furniture mfg.....	337121		06/82	264.525	264.613	264.289	265.766	266.992
Primary products.....		337121-P	06/82	256.783	256.743	256.409	258.182	259.640
Upholstered household furniture, excl. dual-purpose sleep furniture.....		337121-1	06/82	252.887	252.845	252.495	254.228	255.743
Upholstered household sofas, davenports, settees, and loveseats, except custom.....		337121-11	06/82	255.811	255.731	255.387	257.902	259.710

See footnotes at end of table.

Table 11. Producer price indexes for net output of selected industries and their products, not seasonally adjusted — Continued
 [December 2022]

Title ¹	Industry code	Product code	Index base	Unadjusted index ²				
				Aug. 2022	Sept. 2022 ^P	Oct. 2022 ^P	Nov. 2022 ^P	Dec. 2022 ^P
Upholstered household furniture mfg - Continued								
Upholstered household sectional sofa pieces, except custom.....		337121-12	12/87	208.341	208.302	207.998	207.998	208.514
Upholstered household rocking chairs, including swivel rockers, except custom.....		337121-13	06/82	224.565	224.541	224.541	226.122	232.552
Other upholstered household furniture, including custom sold at retail.....		337121-15	06/05	186.160	186.306	186.306	187.237	187.986
Dual-purpose sleep furniture incl. futon, conv. sofa, jackknife & chair beds, except custom.....		337121-4	06/89	283.839	283.839	283.839	286.018	286.255
Secondary products and miscellaneous receipts.....		337121-SM						
Miscellaneous receipts.....		337121-M	06/05	221.025	221.025	-	-	-
Nonupholstered wood household furniture mfg.....	337122		12/79	336.240	337.056	330.183	330.238	330.286
Primary products.....		337122-P	12/79	355.888	356.921	352.930	352.930	352.930
Infants' and children's wood furniture, except custom.....		337122-A	12/04	183.352	183.352	183.590	183.590	183.590
Custom nonupholstered wood household furniture sold direct, excl. kitchen cabinets and vanities.....		337122-J	06/12	114.883	114.883	107.808	107.808	107.808
Wood household den, family room, library, and living room furniture, except custom.....		337122-1	12/79	351.450	353.146	348.907	348.907	348.907
Wood dining room and kitchen furniture, excl. cabinets, except custom.....		337122-4	12/79	398.449	398.449	392.510	392.510	392.510
Wood bedroom furniture, except custom.....		337122-8	12/79	355.381	356.607	355.526	355.526	355.526
Secondary products and miscellaneous receipts.....		337122-SM						
Secondary products.....		337122-S	12/79	246.392	246.392	229.736	229.982	230.199
Metal household furniture mfg.....	337124		06/84	249.706	252.625	249.839	261.091	266.529
Primary products.....		337124-P	06/84	252.652	253.551	250.332	252.907	259.128
Metal dining room, and kitchen furniture, incl. padded and plain chairs and stools.....		337124-1	06/84	209.525	207.184	194.803	191.679	208.499
Metal outdoor and casual furniture, incl. beach, lawn, garden and porch.....		337124-6	06/84	345.619	353.592	359.739	376.592	376.592
Other nonupholstered metal household furniture.....		337124-8	06/84	197.758	197.758	197.758	197.758	197.758
Secondary products and miscellaneous receipts.....		337124-SM						
Secondary products.....		337124-S	06/84	290.884	296.457	295.270	294.625	297.810
Household furniture, except wood or metal, mfg.....	337125		12/85	139.324	139.405	139.467	-	-
Primary products.....		337125-P	12/85	140.601	140.601	140.601	-	-
Nonupholstered household furniture (except wood and metal).....		337125-0	12/85	140.601	140.601	140.601	-	-
Institutional furniture mfg.....	337127		12/03	199.695	199.830	200.063	203.717	204.275
Primary products.....		337127-P	12/03	201.695	201.790	201.834	205.769	206.325
Other institutional furniture.....		337127-B	12/11	146.076	145.655	145.586	152.003	152.890
School furniture (except stone and concrete), excl. library furniture.....		337127-1	12/84	365.506	366.832	364.768	368.468	368.468
Public building and related furniture, excl. bar, bowling, cafeteria, restaurant and school.....		337127-5	12/84	298.181	298.754	300.211	302.834	303.696
Public furniture (bar, bowling center, cafeteria, and restaurant).....		337127-8	12/03	195.898	195.898	195.898	197.329	197.329
Secondary products and miscellaneous receipts.....		337127-SM						
Miscellaneous receipts.....		337127-M	12/03	191.292	191.292	194.905	198.580	198.580
Secondary products.....		337127-S	12/03	177.048	177.839	177.471	177.370	178.448
Office furniture (including fixtures) mfg.....	3372		12/03	190.543	192.368	193.271	196.193	196.865
Office furniture (including fixtures) mfg.....	33721		12/03	190.543	192.368	193.272	196.193	196.866
Wood office furniture mfg.....	337211		06/85	271.311	271.311	271.311	271.876	271.689
Primary products.....		337211-P	06/85	265.387	265.387	265.387	265.502	265.411
Wood office furniture panel systems, desking systems, and other wood office furniture.....		337211-A	06/98	156.257	156.257	156.257	156.257	156.257
Wood office seating, including upholstered.....		337211-1	06/98	198.631	198.631	198.631	198.892	198.892
Wood office desks and desk extensions.....		337211-4	06/85	309.412	309.412	309.412	309.412	309.021
Wood office files, storage units, and tables.....		337211-7	06/98	180.761	180.761	180.761	180.761	180.761
Secondary products and miscellaneous receipts.....		337211-SM						
Secondary products.....		337211-S	06/85	288.510	288.510	288.510	291.855	291.075
Custom architectural woodwork and millwork.....	337212		12/03	168.523	169.072	170.840	170.840	170.840
Primary products.....		337212-P	12/03	164.506	164.974	166.931	166.931	166.931
Custom architectural woodwork, millwork, and fixtures.....		337212-0	12/03	164.506	164.974	166.931	166.931	166.931
Secondary products and miscellaneous receipts.....		337212-SM						
Office furniture, except wood, mfg.....	337214		12/79	381.723	386.814	389.199	406.322	410.648
Primary products.....		337214-P	12/79	380.597	386.473	389.230	406.558	411.559
Office seating, including upholstered, except wood.....		337214-1	12/79	259.415	281.276	290.816	286.904	300.698
Office files, storage units, and tables, except wood.....		337214-7	06/95	210.220	206.230	208.768	209.991	212.052
Secondary products and miscellaneous receipts.....		337214-SM						
Showcases, partitions, shelving, and lockers mfg.....	337215		12/03	211.106	214.031	214.003	213.497	213.202
Primary products.....		337215-P	12/03	189.308	191.905	191.493	190.556	189.640
Storage racks and accessories, except wood.....		337215-E	12/83	289.036	289.036	289.036	289.036	263.054
Fixtures (bank, office, and store), except wood.....		337215-G	12/83	294.712	296.762	301.226	302.463	320.544
Wood furniture dimensions and nonwood furniture parts and frames.....		337215-L	12/06	174.045	174.116	172.560	171.267	178.511
Secondary products and miscellaneous receipts.....		337215-SM						

See footnotes at end of table.

Table 11. Producer price indexes for net output of selected industries and their products, not seasonally adjusted — Continued
 [December 2022]

Title ¹	Industry code	Product code	Index base	Unadjusted index ²				
				Aug. 2022	Sept. 2022 ^P	Oct. 2022 ^P	Nov. 2022 ^P	Dec. 2022 ^P
Showcases, partitions, shelving, and lockers mfg - Continued								
Other furniture related product mfg.	3379		12/03	174.935	176.818	176.709	177.104	177.237
Mattress mfg.	33791		12/03	179.796	180.162	180.034	177.108	177.253
Mattress mfg.	337910		06/83	251.914	252.427	252.248	248.148	248.351
Primary products.		337910-P	06/83	249.780	250.320	250.131	245.817	246.031
Mattress and foundation sets.		337910-E	12/03	139.209	139.209	139.209	133.888	133.888
Innerspring mattresses, excluding crib-size.		337910-1	01/04	204.487	205.858	205.858	204.707	204.707
Other mattresses, including crib, foam, waterbed mattresses and mattress inserts.		337910-4	06/83	243.606	243.606	243.606	243.657	244.734
Foundations, excl. innerspring units, hybrid-type flotation, ensembles, and adjustable units.		337910-7	12/03	214.608	214.608	213.022	212.660	212.660
Secondary products and miscellaneous receipts.		337910-SM						
Blind & shade mfg.	33792		12/03	171.878	180.052	180.012	193.891	193.987
Blind and shade mfg.	337920		06/84	260.926	273.336	273.275	294.350	294.495
Primary products.		337920-P	06/84	267.755	281.511	281.511	309.602	309.602
Secondary products and miscellaneous receipts.		337920-SM						
Miscellaneous mfg.	339		12/03	140.333	140.483	141.034	141.326	141.692
Medical equipment & supplies mfg.	3391		12/03	127.815	128.076	128.654	128.737	128.999
Medical equipment & supplies mfg.	33911		12/03	127.817	128.078	128.656	128.739	129.001
Surgical and medical instrument mfg.	339112		06/82	146.771	147.787	148.242	148.240	148.240
Primary products.		339112-P	06/82	147.819	148.927	149.439	149.442	149.442
Surgical and medical instruments.		339112-0	06/82	141.659	142.721	143.212	143.214	143.214
Surgical and orthopedic instruments.		339112-01	06/12	113.086	113.086	113.086	113.086	113.086
Surgical and medical catheters.		339112-05	06/82	116.652	116.652	116.652	116.652	116.652
Other surgical and medical apparatus and instruments, excluding parts.		339112-06	06/12	100.068	101.403	101.093	100.709	100.709
Parts for surgical and medical apparatus and instruments.		339112-09	06/12	109.220	109.652	111.472	111.472	111.472
Secondary products and miscellaneous receipts.		339112-SM						
Secondary products.		339112-S	10/82	—	126.574	126.574	126.574	126.574
Surgical appliance and supplies mfg.	339113		06/83	229.196	229.207	230.809	231.513	231.650
Primary products.		339113-P	06/83	233.972	233.979	235.968	236.773	236.959
Medical and surgical appliances and supplies, incl. orthopedic, prosthetic, and therapeutic.		339113-2	06/83	224.851	224.860	225.548	226.009	226.239
Other orthopedic and prosthetic appliances.		339113-22	12/03	99.458	99.458	99.458	99.458	99.458
Other medical and surgical appliances and supplies.		339113-27	12/03	137.594	137.601	138.131	138.486	138.663
Hospital beds and specialized hospital furniture.		339113-4	12/11	121.763	121.763	121.763	125.224	125.224
Personal industrial and nonindustrial safety equipment and clothing.		339113-6	06/83	279.275	279.275	290.192	290.192	290.192
Secondary products and miscellaneous receipts.		339113-SM						
Miscellaneous receipts.		339113-M	07/88	235.948	235.976	236.184	236.660	236.557
Secondary products.		339113-S	06/83	165.600	165.620	165.617	165.596	165.682
Dental equipment and supplies mfg.	339114		06/85	454.337	448.926	450.413	446.217	454.283
Primary products.		339114-P	06/85	434.339	428.605	430.244	425.625	433.586
Dental professional equipment and supplies.		339114-1	06/97	196.369	196.369	196.369	196.369	200.042
Professional dental equipment.		339114-11	06/85	311.355	311.355	311.355	311.355	324.486
Professional dental supplies.		339114-12	06/85	285.582	285.582	285.582	285.582	285.582
Secondary products and miscellaneous receipts.		339114-SM						
Miscellaneous receipts.		339114-M	06/85	301.385	301.385	301.385	301.385	304.844
Ophthalmic goods mfg.	339115		12/83	170.946	170.946	170.946	170.946	172.047
Primary products.		339115-P	12/83	167.790	167.790	167.790	167.790	169.004
Ophthalmic fronts, temples, and focal and contact lenses.		339115-9	12/11	118.544	—	—	—	—
Secondary products and miscellaneous receipts.		339115-SM						
Other miscellaneous mfg.	3399		12/85	210.821	210.779	211.438	212.272	212.977
Jewelry & silverware mfg.	33991		12/85	250.585	248.342	247.643	253.312	255.195
Jewelry and silverware mfg.	339910		12/11	118.178	117.121	116.791	119.465	120.353
Primary products.		339910-P	12/11	117.933	116.764	116.412	119.439	120.444
Jewelry, gold and platinum.		339910-1	12/85	258.283	254.303	253.118	262.566	264.437
Costume jewelry and novelties.		339910-4	12/03	155.091	155.091	155.091	155.091	155.091
All other jewelry and personal goods (excluding costume).		339910-8	12/11	115.744	115.304	115.122	117.766	118.858
Secondary products and miscellaneous receipts.		339910-SM						
Miscellaneous receipts.		339910-M	12/11	127.462	127.232	127.052	—	—
Sporting & athletic goods mfg.	33992		12/03	137.048	136.371	136.552	136.552	136.521
Sporting and athletic goods mfg.	339920		12/85	167.829	167.006	167.227	167.227	167.188
Primary products.		339920-P	12/85	163.697	162.714	162.948	162.948	162.948
Other sporting and athletic goods.		339920-A	12/85	172.232	172.232	172.232	172.232	172.232
Golf equipment, excluding apparel and shoes.		339920-4	12/85	82.529	80.813	80.802	80.802	80.802

See footnotes at end of table.

Table 11. Producer price indexes for net output of selected industries and their products, not seasonally adjusted — Continued
 [December 2022]

Title ¹	Industry code	Product code	Index base	Unadjusted index ²				
				Aug. 2022	Sept. 2022 ^P	Oct. 2022 ^P	Nov. 2022 ^P	Dec. 2022 ^P
Sporting and athletic goods mfg - Continued								
Playground equipment.....		339920-5	06/92	404.080	404.080	409.368	409.368	409.368
Gymnasium and exercise equipment.....		339920-7	06/92	152.809	152.809	152.809	152.809	152.809
Secondary products and miscellaneous receipts.....		339920-SM						
Secondary products.....		339920-S	12/85	254.159	254.159	259.567	259.567	250.995
Doll, toy & game mfg.....	339993		12/03	156.163	156.163	158.359	158.354	158.354
Doll, toy, and game mfg.....								
Primary products.....	3399930		06/85	188.660	188.660	191.309	191.303	191.303
Models (operating & static), craft kits/supply, natural science kits, & collectors' miniatures.....		339930-P	06/85	182.967	182.967	186.509	186.501	186.501
Other nonelectronic toys, including parts.....		339930-6	06/85	269.868	269.868	270.597	270.544	270.544
Secondary products and miscellaneous receipts.....		339930-8	06/85	184.460	184.460	192.191	192.191	192.191
Secondary products.....		339930-SM						
Office supplies (exc paper) mfg.....	339994		12/85	186.763	186.904	187.255	187.531	187.547
Office supplies, except paper, mfg.....								
Primary products.....	3399940		12/11	127.794	127.891	128.131	128.320	128.330
Pens, mechanical pencils, markers, and associated parts.....		339940-P	12/11	124.134	124.222	124.522	124.694	124.694
Lead pencils, art goods, office supplies & small office equipment, excluding paper.....		339940-1	12/85	206.188	206.188	206.188	-	-
Marking devices.....		339940-2	12/03	146.662	146.662	146.662	147.169	147.169
Secondary products and miscellaneous receipts.....		339940-3	12/85	181.465	181.939	181.939	181.939	181.939
Miscellaneous receipts.....		339940-SM						
Secondary Products.....		339940-M	12/11	145.154	145.154	145.154	145.154	145.154
Secondary Products.....		339940-S	12/11	144.409	145.062	145.162	146.442	146.693
Sign mfg.....	339995		12/03	155.274	155.531	156.184	156.195	157.174
Sign mfg.....								
Primary products.....	3399950		12/85	225.686	226.059	227.007	227.023	228.446
Electric signs and displays, including trade show exhibits.....		339950-P	12/85	224.361	224.808	225.936	225.952	227.335
Nonelectric signs and displays, including trade show exhibits.....		339950-1	12/85	196.064	196.064	196.064	196.064	-
Secondary products and miscellaneous receipts.....		339950-4	12/85	265.558	266.490	268.841	268.874	271.757
Secondary products.....		339950-SM						
All other misc mfg.....	339999		12/03	158.162	158.638	159.316	159.762	160.218
Gasket, packing, and sealing device mfg.....								
Primary products.....	3399991		12/85	223.421	223.455	225.496	225.612	228.331
Compression packing.....		339991-P	12/85	230.836	230.851	233.215	233.215	236.473
Molded packing and seals.....		339991-1	12/85	298.891	298.891	298.891	298.891	-
Nonmetallic gaskets and gasketing.....		339991-2	06/07	142.682	142.682	142.682	142.682	144.495
Metallic gaskets and machined seals.....		339991-3	12/85	264.037	264.107	264.132	264.132	270.099
Rotary oil seals.....		339991-7	12/85	275.359	275.359	286.301	286.301	286.301
Secondary products and miscellaneous receipts.....		339991-9	12/90	167.705	167.705	167.705	167.705	180.362
Miscellaneous receipts.....		339991-SM						
Secondary products.....		339991-M	06/97	143.083	143.083	143.716	143.716	143.716
Secondary products.....		339991-S	12/85	158.930	159.144	159.348	160.536	160.986
Musical instrument mfg.....	339992		06/85	276.668	276.668	278.236	278.510	278.048
Musical instrument mfg.....								
Primary products.....		339992-P	06/85	276.466	276.466	277.829	278.125	277.627
Nonelectronic pianos, organs, and nonelectronic pianos and organ parts, excluding benches.....		339992-A	12/09	163.013	163.013	163.013	163.013	163.013
Other musical instruments and parts.....		339992-7	06/85	263.103	263.103	264.607	264.933	264.384
Other nonelectronic musical instruments.....		339992-71	12/09	146.472	146.472	148.196	149.088	147.586
Parts and accessories for other musical instruments, sold separately, excl. benches & cases.....		339992-72	06/99	151.793	151.793	151.793	151.793	151.793
Secondary products and miscellaneous receipts.....		339992-73	06/85	211.535	211.535	213.104	213.104	213.104
Miscellaneous receipts.....		339992-SM						
Secondary products.....		339992-M	06/85	286.478	-	290.796	290.796	290.796
Fastener, button, needle, and pin mfg.....	339993		12/85	240.502	240.502	240.502	240.502	241.164
Fastener, button, needle, and pin mfg.....								
Primary products.....		339993-P	12/85	246.206	246.206	246.206	246.206	246.958
Fasteners, zippers, buttons, needles, pins, and buckles (except precious metal) ..		339993-0	12/85	246.206	246.206	246.206	246.206	246.958
Secondary products and miscellaneous receipts.....		339993-SM						
Broom, brush, and mop mfg.....	339994		12/85	207.908	208.430	208.441	210.223	209.399
Broom, brush, and mop mfg.....								
Primary products.....		339994-P	12/85	208.881	209.186	209.201	211.526	211.526
Brooms, mops and dusters.....		339994-1	12/85	239.915	241.170	241.232	249.212	249.212
Mops and dusters, including refills.....		339994-13	06/07	135.643	135.643	135.643	139.799	139.799
Paint and varnish brushes, paint holders, pads, roller frames and rollers.....		339994-3	12/85	178.924	178.924	178.924	178.924	178.924
Paint and varnish brushes.....		339994-31	06/07	126.903	126.903	126.903	126.903	126.903
Paint holders, pads, roller frames and rollers.....		339994-32	06/07	111.510	111.510	111.510	111.510	111.510
Other types of brushes.....		339994-5	12/85	215.145	215.145	215.145	215.810	215.810
Personal brushes.....		339994-51	06/07	107.239	107.239	107.239	107.239	107.239
All other types of brushes, except personal.....		339994-52	06/07	161.802	161.802	161.802	162.884	162.884
Secondary and miscellaneous receipts.....		339994-SM						
Burial casket mfg.....	339995		12/84	434.731	434.813	442.447	458.269	458.269

See footnotes at end of table.

Table 11. Producer price indexes for net output of selected industries and their products, not seasonally adjusted — Continued
 [December 2022]

Title ¹	Industry code	Product code	Index base	Unadjusted index ²				
				Aug. 2022	Sept. 2022 ^P	Oct. 2022 ^P	Nov. 2022 ^P	Dec. 2022 ^P
Burial casket mfg - Continued								
Primary products.....		339995-P	12/84	434.958	435.046	443.218	457.722	457.722
Metal burial caskets and coffins, completely lined and trimmed, adult sizes only. . .		339995-1	12/84	445.573	445.732	460.479	478.940	478.940
Other burial caskets and coffins, including burial boxes and vaults (except concrete and stone).....		339995-5	12/84	351.879	351.879	—	—	—
Secondary products and miscellaneous receipts.....		339995-SM						
All other miscellaneous mfg.....	339999		12/85	204.861	205.951	206.368	206.588	206.722
Primary products.....		339999-P	12/85	216.026	217.313	217.817	218.081	218.211
Mirror and picture frames and framed pictures.....		339999-E	06/84	244.264	251.186	251.186	251.186	251.186
All other miscellaneous fabricated products, incl. fire extinguishers and umbrellas.....		339999-L	12/85	259.837	261.105	261.995	262.462	262.691
Candles, including tapers.....		339999-5	12/85	206.959	206.959	206.959	206.959	206.959
Secondary products and miscellaneous receipts.....		339999-SM						
Secondary products.....		339999-S	12/85	179.091	179.675	179.675	179.675	180.336
Services industries								
Merchant wholesalers, durable goods.....	423		06/04	189.634	191.303	190.640	192.364	192.721
Motor vehicle and parts merchant wholesalers.....	4231		05/19	130.967	132.733	133.215	129.906	130.517
Motor vehicle and parts merchant wholesalers.....	42310		05/19	130.967	132.733	133.215	129.906	130.517
Motor vehicle and parts merchant wholesalers.....	423100		05/19	130.960	132.724	133.205	129.901	130.511
Primary services.....		423100-P	02/09	167.799	170.237	170.902	166.333	167.177
Motor vehicle and parts wholesaler services.....		423100-1	02/09	167.799	170.237	170.902	166.333	167.177
Furniture and home furnishing merchant wholesalers.....	4232		05/19	146.829	148.183	147.756	144.606	144.569
Furniture and home furnishing merchant wholesalers.....	42320		05/19	146.829	148.183	147.756	144.606	144.569
Furniture and home furnishing merchant wholesalers.....	423200		05/19	146.842	148.200	147.772	144.621	144.585
Primary services.....		423200-P	02/09	160.790	162.357	161.864	158.413	158.371
Furniture and home furnishing wholesaler services.....		423200-1	02/09	160.790	162.357	161.864	158.413	158.371
Lumber and other construction materials merchant wholesalers.....	4233		05/19	157.491	156.973	153.872	152.931	152.891
Lumber and other construction materials merchant wholesalers.....	42330		05/19	157.491	156.973	153.872	152.931	152.891
Lumber and other construction materials merchant wholesalers.....	423300		05/19	157.423	156.905	153.814	152.877	152.837
Primary services.....		423300-P	02/09	168.253	167.704	164.307	163.271	163.224
Lumber and other construction material wholesaler services.....		423300-1	02/09	168.253	167.704	164.307	163.271	163.224
Professional and commercial equipment and supplies merchant wholesalers.....	4234		05/19	109.742	110.644	109.759	114.260	113.972
Professional and commercial equipment and supplies merchant wholesalers.....	42340		05/19	109.742	110.644	109.759	114.260	113.972
Professional and commercial equipment and supplies merchant wholesalers.....	423400		05/19	109.878	110.812	109.840	114.505	114.211
Primary services.....		423400-P	02/09	133.257	134.844	132.412	140.357	139.921
Professional and commercial equipment and supplies wholesaler services.....		423400-1	02/09	133.257	134.844	132.412	140.357	139.921
Metal and mineral (except petroleum) merchant wholesalers.....	4235		05/19	153.716	147.933	145.097	148.114	148.055
Metal and mineral (except petroleum) merchant wholesalers.....	42350		05/19	153.716	147.933	145.097	148.114	148.055
Metal and mineral (except petroleum) merchant wholesalers.....	423500		05/19	153.799	148.036	145.205	148.237	148.146
Primary services.....		423500-P	02/09	223.228	215.424	211.442	216.180	215.296
Metals and minerals wholesaler services.....		423500-1	02/09	223.228	215.424	211.442	216.180	215.296
Household appliances and electrical and electronic goods merchant wholesalers.....	4236		05/19	134.757	138.962	137.978	135.668	140.149
Household appliances and electrical and electronic goods merchant wholesalers.....	42360		05/19	134.757	138.962	137.978	135.668	140.149
Household appliances and electrical and electronic goods merchant wholesalers.....	423600		05/19	135.065	139.228	138.363	135.624	140.053
Primary services.....		423600-P	02/09	147.815	153.014	150.540	152.896	158.533
Household appliances, electrical, and electronics wholesaler services.....		423600-1	02/09	147.815	153.014	150.540	152.896	158.533
Hardware, plumbing and heating equipment and supplies merchant wholesalers.....	4237		05/19	113.773	114.171	117.867	121.622	119.404
Hardware, plumbing and heating equipment and supplies merchant wholesalers.....	42370		05/19	113.773	114.171	117.867	121.622	119.404
Hardware, plumbing, and heating equipment and supplies merchant wholesalers.....	423700		05/19	113.204	113.598	117.261	120.982	118.742
Primary services.....		423700-P	02/09	128.884	129.365	133.841	138.387	136.508
Hardware, plumbing, and heating equipment and supplies wholesaler services.....		423700-1	02/09	128.884	129.365	133.841	138.387	136.508
Machinery, equipment, and supplies merchant wholesalers.....	4238		05/19	130.777	131.108	131.172	136.100	134.054
Machinery, equipment, and supplies merchant wholesalers.....	42380		05/19	130.777	131.108	131.172	136.100	134.054
Machinery and supply merchant wholesalers.....	423800		05/19	131.120	131.484	131.525	136.545	134.490
Primary services.....		423800-P	02/09	205.359	206.520	206.163	215.511	212.219
Machinery and supply wholesaler services.....		423800-1	02/09	205.359	206.520	206.163	215.511	212.219
Other receipts.....		423800-SM	05/19	112.436	111.046	112.294	112.326	110.776
Miscellaneous durable goods merchant wholesalers (except materials recyclers).....	4239		05/19	136.803	138.219	137.359	137.207	135.784
Miscellaneous durable goods merchant wholesalers (except materials recyclers).....	42390		05/19	136.803	138.219	137.359	137.207	135.784

See footnotes at end of table.

Table 11. Producer price indexes for net output of selected industries and their products, not seasonally adjusted — Continued
 [December 2022]

Title ¹	Industry code	Product code	Index base	Unadjusted index ²				
				Aug. 2022	Sept. 2022 ^P	Oct. 2022 ^P	Nov. 2022 ^P	Dec. 2022 ^P
Miscellaneous durable goods merchant wholesalers (except materials recyclers) - Continued								
Miscellaneous durable goods, except recyclable material, merchant wholesalers.....	423900		05/19	136.589	137.886	137.056	136.909	135.503
Primary services.....		423900-P	02/09	114.304	115.809	115.012	114.871	113.644
Miscellaneous durable goods wholesaler services.....		423900-1	02/09	114.304	115.809	115.012	114.871	113.644
Merchant wholesalers, nondurable goods.....	424		06/05	204.224	203.970	204.196	205.393	203.983
Paper and paper product merchant wholesalers.....	4241		01/21	147.163	156.703	159.208	160.151	160.393
Paper and paper product merchant wholesalers.....	42410		01/21	147.163	156.703	159.208	160.151	160.393
Paper and paper product merchant wholesalers.....	424100		01/21	147.163	156.703	159.208	160.151	160.393
Primary services.....		424100-P	02/09	190.272	202.637	205.965	206.911	207.351
Paper wholesaler services.....		424100-1	02/09	190.272	202.637	205.965	206.911	207.351
Wholesaling of paper and paper products.....		424100-11	02/09	192.673	203.663	207.075	207.971	208.391
Wholesaling of all other goods, except paper and paper products.....		424100-12	01/21	132.708	149.766	151.857	152.862	153.305
Drugs and druggists' sundries merchant wholesalers.....	4242		01/21	117.883	116.514	114.018	116.504	114.225
Drugs and druggists' sundries merchant wholesalers.....	42420		01/21	117.883	116.514	114.018	116.504	114.225
Drugs and druggists' sundries merchant wholesalers.....	424200		01/21	117.883	116.514	114.018	116.504	114.225
Primary products.....		424200-P	02/09	173.066	171.056	167.391	171.041	167.695
Wholesaling of pharmaceuticals.....		424200-1	02/09	176.177	173.770	170.673	175.417	173.397
Wholesaling of all other goods, except pharmaceuticals.....		424200-2	01/21	107.618	107.562	103.190	102.068	95.416
Apparel and piece goods merchant wholesalers.....	4243		01/21	97.557	100.232	103.675	100.796	96.653
Apparel and piece goods merchant wholesalers.....	42430		01/21	97.557	100.232	103.675	100.796	96.653
Apparel and piece goods merchant wholesalers.....	424300		01/21	97.557	100.232	103.675	100.796	96.653
Primary services.....		424300-P	02/09	120.599	123.909	128.170	124.608	119.481
Apparel wholesaler services.....		424300-1	02/09	120.599	123.909	128.170	124.608	119.481
Wholesaling of apparel.....		424300-11	02/09	126.803	128.912	136.093	129.541	124.573
Grocery and related product merchant wholesalers.....	4244		01/21	122.046	119.953	122.427	122.914	123.418
Grocery and related product merchant wholesalers.....	42440		01/21	122.046	119.953	122.427	122.914	123.418
Grocery and related product merchant wholesalers.....	424400		01/21	122.046	119.953	122.427	122.914	123.418
Primary services.....		424400-P	02/09	132.833	130.543	133.250	133.784	134.336
Grocery and related product wholesaler services.....		424400-1	02/09	132.833	130.543	133.250	133.784	134.336
Wholesaling of fresh meat, seafood, dairy, and fruits and vegetables.....		424400-11	06/13	131.083	130.904	131.632	136.873	141.859
Wholesaling of packaged frozen and canned foods.....		424400-12	06/13	176.129	177.486	185.681	169.139	164.887
Wholesaling of baked goods, non-alcoholic beverages, and all other groceries.....		424400-13	06/13	146.571	139.151	144.793	142.651	140.753
Wholesaling of all other goods, except groceries.....		424400-14	01/21	150.916	154.741	141.515	176.338	182.466
Chemicals and allied products merchant wholesalers.....	4246		01/21	123.523	123.582	122.339	124.571	126.905
Chemicals and allied products merchant wholesalers.....	42460		01/21	123.523	123.582	122.339	124.571	126.905
Chemicals and allied products merchant wholesalers.....	424600		01/21	123.523	123.582	122.340	124.572	126.905
Primary products.....		424600-P	02/09	142.135	142.204	140.734	143.375	146.136
Wholesaling of chemicals, plastics, and allied products.....		424600-1	02/09	142.101	142.229	140.512	142.859	145.602
Wholesaling of all other goods, except chemicals, plastics, and allied products.....		424600-2	01/21	123.678	122.962	124.972	131.183	133.835
Petroleum and petroleum products merchant wholesalers.....	4247		01/21	129.731	130.300	130.386	133.741	130.944
Petroleum and petroleum products merchant wholesalers.....	42470		01/21	129.731	130.300	130.386	133.741	130.944
Petroleum and petroleum products merchant wholesalers.....	424700		01/21	129.730	130.299	130.386	133.740	130.944
Primary products.....		424700-P	02/09	158.743	159.057	159.169	163.478	159.643
Wholesaling of petroleum products.....		424700-1	02/09	159.306	159.969	159.948	164.428	160.532
Wholesaling of all other goods, except petroleum products.....		424700-2	01/21	114.781	105.493	109.208	108.038	106.586
Other receipts.....		424700-SM	01/21	120.469	126.748	-	-	-
Beer, wine, and distilled alcoholic beverage merchant wholesalers.....	4248		01/21	117.079	118.759	120.764	121.665	120.757
Beer, wine, and distilled alcoholic beverage merchant wholesalers.....	42480		01/21	117.079	118.759	120.764	121.665	120.757
Beer, wine, and distilled alcoholic beverage merchant wholesalers.....	424800		01/21	117.079	118.758	120.764	121.665	120.757
Primary services.....		424800-P	02/09	147.854	149.975	152.508	153.646	152.496
Alcoholic beverage wholesaler services.....		424800-1	02/09	147.854	149.975	152.508	153.646	152.496
Wholesaling of beer, wine, and distilled alcoholic beverages.....		424800-11	02/09	148.330	150.526	153.035	154.201	153.010
Wholesaling of all other goods, except alcoholic beverages.....		424800-12	01/21	103.402	102.929	105.638	105.698	105.974
Miscellaneous nondurable goods merchant wholesalers.....	4249		01/21	143.112	139.359	136.263	132.457	133.095
Miscellaneous nondurable goods merchant wholesalers.....	42490		01/21	143.112	139.359	136.263	132.457	133.095
Miscellaneous nondurable goods merchant wholesalers.....	424900		01/21	143.112	139.359	136.263	132.457	133.095
Primary services.....		424900-P	02/09	206.089	200.794	196.270	190.838	191.779
Miscellaneous nondurable good wholesaler services.....		424900-1	02/09	206.089	200.794	196.270	190.838	191.779
Material recyclers.....	429930		12/86	426.677	404.455	381.945	372.124	391.921

See footnotes at end of table.

Table 11. Producer price indexes for net output of selected industries and their products, not seasonally adjusted — Continued
 [December 2022]

Title ¹	Industry code	Product code	Index base	Unadjusted index ²				
				Aug. 2022	Sept. 2022 ^P	Oct. 2022 ^P	Nov. 2022 ^P	Dec. 2022 ^P
Material recyclers - Continued								
Primary products.....		429930-P	12/86	420.582	397.577	374.318	364.241	384.925
Ferrous metal scrap.....		429930-1	12/86	475.381	460.541	445.006	430.334	467.501
Carbon steel scrap.....		429930-11	12/86	495.976	477.733	462.777	443.743	481.527
Heavy melting scrap.....		429930-111	12/86	470.223	—	—	—	—
Carbon steel scrap bundles.....		429930-112	12/86	513.395	478.424	444.198	418.008	448.557
Shredded carbon steel scrap.....		429930-113	12/86	361.978	335.967	319.778	303.795	328.546
Cut plate and structural scrap.....		429930-114	12/86	491.438	479.548	471.487	461.736	500.421
Other carbon steel scrap.....		429930-115	12/86	—	—	431.077	—	—
Stainless and alloy steel scrap.....		429930-12	12/86	537.490	549.034	497.867	536.972	662.022
Other ferrous scrap.....		429930-14	06/06	95.571	104.313	101.806	104.869	—
Nonferrous metal scrap.....		429930-2	12/86	540.971	530.990	508.116	515.746	527.566
Copper base scrap.....		429930-21	12/86	582.401	589.458	572.686	625.092	635.930
No 1 copper wire, heavy.....		429930-211	12/86	451.622	457.737	437.236	497.025	502.367
No 2 copper wire, mixed.....		429930-212	12/86	713.352	729.578	695.386	796.322	809.361
Yellow brass scrap.....		429930-213	12/86	592.876	601.570	600.210	624.933	648.709
Used beverage can scrap.....		429930-223	12/86	211.034	198.647	183.289	197.799	202.428
Other old aluminum base scrap.....		429930-224	12/86	174.808	170.883	173.243	178.536	181.491
Other nonferrous scrap (including lead, zinc and precious metals).....		429930-224	12/86	3,231.159	3,174.459	3,078.975	3,005.647	2,908.341
Recyclable paper.....		429930-3	12/86	221.174	162.908	110.885	86.739	101.219
News and other low grade recyclable paper.....		429930-31	12/86	206.908	182.202	126.613	104.558	104.558
Corrugated recyclable paper.....		429930-33	12/86	146.615	102.700	63.815	42.202	57.095
High grade recyclable paper (including pulp substitutes and deinking).....		429930-34	12/86	253.772	200.266	164.310	163.302	160.086
Recyclable materials, excluding metals and paper.....		429930-4	12/86	234.260	221.875	222.575	215.061	213.809
Recyclable plastics.....		429930-42	06/96	113.043	105.286	96.634	91.460	89.213
Other receipts.....		429930-SM1						
Motor vehicle and parts dealers.....	441		12/03	210.453	209.753	206.866	204.824	203.226
Automobile dealers.....	4411		12/03	209.468	208.385	204.168	202.320	199.538
New car dealers.....	44111		12/99	231.214	230.019	225.363	223.324	220.252
New car dealers.....	441110		12/99	231.326	230.132	225.477	223.434	220.369
Primary services.....		441110-P	12/99	222.605	221.274	216.458	214.877	210.914
Vehicle sales.....		441110-1	12/99	191.626	188.826	178.778	175.560	167.870
New vehicle sales.....		441110-101	12/99	259.903	258.280	247.128	247.367	231.141
Used vehicle sales.....		441110-102	12/99	135.294	131.280	121.866	115.282	115.282
Service labor and parts.....		441110-2	12/99	227.051	227.258	228.920	228.063	228.063
Other receipts.....		441110-SM	12/99	312.027	311.154	306.250	301.920	301.920
Recreational vehicle dealers.....	44121		06/01	201.910	185.607	176.187	152.501	151.523
Recreational vehicle dealers.....	441210		06/01	201.910	185.607	176.187	152.501	151.523
Primary services.....		441210-P	06/01	204.963	189.669	179.069	152.374	151.276
Recreational vehicle dealer services.....		441210-1	06/01	204.963	189.669	179.069	152.374	151.276
Boat dealers.....	441222		06/01	204.137	208.316	210.343	220.439	220.608
Primary services.....		441222-P	06/01	203.834	208.006	210.030	220.111	220.280
Boat dealer services.....		441222-1	06/01	203.834	208.006	210.030	220.111	220.280
Automotive parts, accessories and tire stores.....	4413		12/01	234.177	235.876	238.462	234.373	237.666
Automotive parts and accessories stores.....	44131		12/03	256.428	259.322	261.431	254.818	261.150
Automotive parts and accessories stores.....	441310		12/03	256.428	259.322	261.431	254.818	261.150
Primary services.....		441310-P	12/03	256.432	259.326	261.435	254.822	261.154
Automotive parts and accessories store services.....		441310-1	12/03	256.432	259.326	261.435	254.822	261.154
Tire dealers.....	44132		12/03	173.260	173.122	176.009	175.869	174.625
Tire dealers.....	441320		12/03	173.260	173.122	176.009	175.869	174.625
Primary services.....		441320-P	12/03	173.424	173.285	176.176	176.035	174.790
Tire dealer services.....		441320-1	12/03	173.424	173.285	176.176	176.035	174.790
Furniture and home furnishings stores.....	442		12/03	201.158	202.672	205.708	206.681	205.934
Furniture stores.....	4421		12/03	186.029	192.558	186.187	187.784	186.619
Furniture stores.....	44211		12/03	186.029	192.558	186.187	187.784	186.619
Furniture stores.....	442110		06/03	188.528	195.144	188.688	190.307	189.126
Primary services.....		442110-P	06/03	191.376	198.558	191.646	193.045	191.782
Furniture store services.....		442110-1	06/03	191.376	198.558	191.646	193.045	191.782
Other receipts.....		442110-SM1	05/19	106.984	106.178	106.032	109.339	109.293
Floor covering stores.....	44221		12/03	220.604	216.524	230.127	230.413	230.124
Floor covering stores.....	442210		06/03	223.847	219.708	233.510	233.800	233.507
Primary services.....		442210-P	06/03	223.847	219.708	233.510	233.800	233.507

See footnotes at end of table.

Table 11. Producer price indexes for net output of selected industries and their products, not seasonally adjusted — Continued
 [December 2022]

Title ¹	Industry code	Product code	Index base	Unadjusted index ²				
				Aug. 2022	Sept. 2022 ^P	Oct. 2022 ^P	Nov. 2022 ^P	Dec. 2022 ^P
Floor covering stores - Continued								
Floor covering store services.....		442210-1	06/03	223.847	219.708	233.510	233.800	233.507
Electronics and appliance stores.....	443		12/03	89.990	88.575	94.514	83.906	82.396
Electronics and appliance stores.....	4431		12/03	91.555	90.115	96.158	85.365	83.829
Electronics and appliance stores.....	44310		12/03	91.623	90.182	96.229	85.428	83.891
Electronics and appliance stores.....	443100		12/11	102.704	101.089	107.867	95.760	94.037
Primary products.....		443100-P	12/11	102.506	100.894	107.660	95.576	93.856
Retailing of entertainment and communication products.....		443100-1	12/11	80.918	78.078	103.391	71.065	64.859
Retailing of computers, hardware, software, and supplies.....		443100-2	06/03	55.509	57.665	56.292	56.783	56.967
Retailing of major household appliances.....		443100-3	05/19	127.865	121.808	121.367	120.435	122.847
Retailing of all other goods.....		443100-4	12/11	154.775	149.159	138.148	132.130	131.533
Building material and garden equipment and supply dealers.....	444		12/03	208.342	203.558	205.807	207.703	206.716
Building material and supplies dealers.....	4441		12/03	212.657	206.378	209.471	211.311	210.130
Building material and supplies dealers.....	44410		12/03	212.661	206.382	209.474	211.315	210.133
Building materials and supplies dealers.....	444100		05/19	141.563	137.383	139.441	140.667	139.880
Primary services.....		444100-P	05/19	141.365	137.191	139.247	140.471	139.685
Building materials and supplies dealer services.....		444100-1	05/19	141.365	137.191	139.247	140.471	139.685
Retailing of building materials, paint, and hardware.....		444100-11	05/19	143.322	137.733	140.011	141.798	141.894
Retailing of all other goods.....		444100-12	05/19	135.010	135.432	136.766	136.158	132.512
Lawn and garden equip and supplies stores.....	4442		12/03	182.457	188.768	184.742	187.116	187.564
Nursery, garden and farm supply stores.....	44422		12/03	182.458	188.769	184.743	187.117	187.565
Nursery, garden, and farm supply stores.....	444220		12/02	195.355	202.112	197.802	200.344	200.823
Primary services.....		444220-P	12/02	195.441	202.201	197.888	200.432	200.911
Nursery, garden center, and farm supply store services.....		444220-1	12/02	195.441	202.201	197.888	200.432	200.911
Food and beverage stores.....	445		12/99	240.730	244.720	254.492	253.118	251.051
Grocery stores.....	4451		12/03	207.110	210.542	219.913	217.646	215.717
Grocery (except convenience) stores.....	44511		12/03	207.110	210.542	219.913	217.646	215.717
Supermarkets and other grocery stores.....	445110		12/99	247.153	251.248	262.430	259.726	257.423
Primary services.....		445110-P	12/99	247.023	251.116	262.293	259.590	257.288
Supermarket and other grocery store services.....		445110-3	12/99	244.682	248.736	259.807	257.130	254.850
Retailing of food and beverage products.....		445110-32	01/17	127.428	129.971	136.505	135.096	133.136
Retailing of fresh meats.....		445110-321	12/99	321.024	328.180	335.745	344.698	332.726
Retailing of fresh fruits and vegetables.....		445110-322	12/99	238.696	242.188	240.604	236.966	229.290
Retailing of bakery products.....		445110-323	12/99	215.020	215.647	226.285	225.147	226.860
Retailing of dairy products.....		445110-324	12/99	190.033	198.055	216.644	216.107	222.075
Retailing of deli products.....		445110-325	12/99	172.776	171.306	176.005	176.002	178.718
Retailing of frozen food products.....		445110-326	12/99	142.405	142.314	152.669	148.905	151.415
Retailing of alcoholic beverages.....		445110-327	01/17	134.091	134.304	153.074	144.541	144.028
Retailing of all other food and beverage products.....		445110-328	12/99	250.489	258.806	276.624	268.177	260.583
Retailing of nonfood products.....		445110-33	01/17	129.658	129.952	132.520	131.163	133.272
Retailing of cleaning and paper products.....		445110-331	01/17	137.302	139.892	143.210	140.955	139.428
Retailing of health and beauty products.....		445110-332	12/99	244.520	246.322	255.344	250.017	256.839
Retailing of all other nonfood products.....		445110-333	01/17	133.631	132.769	133.946	133.667	136.282
Specialty food stores.....	4452		12/03	226.703	229.250	227.231	241.234	239.566
Specialty food stores.....	445200		12/03	226.700	229.247	227.228	241.231	239.562
Primary services.....		445200-P	12/03	226.905	229.466	227.437	241.447	239.770
Specialty food store services.....		445200-1	12/03	226.905	229.466	227.437	241.447	239.770
Beer, wine, and liquor stores.....	4453		06/00	138.100	141.170	141.907	144.895	145.432
Beer, wine, and liquor stores.....	44531		06/00	138.099	141.170	141.907	144.895	145.432
Beer, wine, and liquor stores.....	445310		06/00	138.099	141.170	141.907	144.895	145.432
Primary services.....		445310-P	06/00	138.149	141.221	141.958	144.947	145.484
Beer, wine, and liquor store services.....		445310-1	06/00	138.149	141.221	141.958	144.947	145.484
Retailing of beer, wine, and liquor.....		445310-11	06/14	106.177	109.054	108.882	111.289	111.792
Retailing of all other goods and sales of prepared foods.....		445310-12	06/14	142.882	142.882	148.183	150.605	150.605
Health and personal care stores.....	446		12/03	148.586	148.129	145.090	144.707	143.245
Health and personal care stores.....	4461		12/03	148.664	148.207	145.166	144.783	143.320
Pharmacies and drug stores.....	44611		06/00	176.790	175.202	170.803	170.395	168.108
Pharmacies and drug stores.....	446110		06/00	176.789	175.201	170.802	170.394	168.107
Primary services.....		446110-P	06/00	176.631	175.045	170.650	170.242	167.957
Retailing of prescription drugs.....		446110-1	06/00	208.080	205.312	199.649	198.568	194.749

See footnotes at end of table.

Table 11. Producer price indexes for net output of selected industries and their products, not seasonally adjusted — Continued
 [December 2022]

Title ¹	Industry code	Product code	Index base	Unadjusted index ²				
				Aug. 2022	Sept. 2022 ^P	Oct. 2022 ^P	Nov. 2022 ^P	Dec. 2022 ^P
Pharmacies and drug stores - Continued								
Retailing of over-the-counter drugs and all other goods.....		446110-4	06/00	168.137	168.342	165.087	165.843	165.820
Retailing of over-the-counter drugs.....		446110-41	06/00	127.344	127.523	128.235	129.402	129.302
Retailing of all other goods.....		446110-42	06/00	181.029	181.242	176.620	177.225	177.229
Optical goods stores.....	44613		12/03	113.475	117.782	117.146	114.326	114.418
Optical goods stores.....	446130		06/00	116.376	120.793	120.141	117.248	117.343
Primary services.....		446130-P	06/00	114.030	118.721	118.028	114.956	115.049
Optical goods store services.....		446130-1	06/00	114.030	118.721	118.028	114.956	115.049
Food (health) supplement stores.....	446191		12/99	228.964	229.788	229.882	233.897	234.920
Primary services.....		446191-P	12/99	229.011	229.835	229.929	233.945	234.968
Food (health) supplement store services.....		446191-1	12/99	229.011	229.835	229.929	233.945	234.968
Gasoline stations.....	447		06/01	189.277	176.006	176.469	176.180	195.937
Gasoline stations.....	4471		06/01	189.277	176.006	176.469	176.180	195.937
Gasoline stations.....	44710		06/01	189.277	176.006	176.469	176.180	195.937
Gasoline stations.....	447100		05/19	168.153	156.356	156.767	156.520	174.103
Primary products.....		447100-P	05/19	169.130	157.167	157.570	157.469	175.673
Gasoline station services.....		447100-1	05/19	169.130	157.167	157.570	157.469	175.673
Retailing of automotive fuels and lubricants.....		447100-11	05/19	205.688	184.888	187.636	192.978	224.940
Retailing of all other goods, sales of prepared foods, and repair services.....		447100-12	12/12	128.291	128.939	125.733	117.158	115.686
Clothing and clothing accessories stores.....	448		12/03	139.576	150.873	157.861	148.214	142.671
Clothing stores.....	4481		12/03	129.391	144.433	153.450	140.869	133.810
Clothing stores.....	44810		12/03	129.391	144.433	153.450	140.869	133.810
Clothing stores.....	448100		05/15	104.413	116.551	123.827	113.674	107.978
Primary services.....		448100-P	05/15	104.413	116.551	123.827	113.674	107.978
Retailing of apparel.....		448100-1	05/15	107.322	117.785	124.288	114.156	106.747
Retailing of men's apparel.....		448100-11	05/15	120.816	124.916	127.753	120.139	110.657
Retailing of women's apparel.....		448100-12	05/15	102.858	113.918	122.076	110.361	103.582
Retailing of children's apparel.....		448100-13	05/15	107.297	127.945	132.720	126.233	119.359
Retailing of all other goods.....		448100-2	05/15	92.702	111.728	122.187	111.929	113.242
Shoe stores.....	4482		12/03	144.623	145.178	147.341	145.116	143.535
Shoe stores.....	44821		12/03	144.623	145.178	147.341	145.116	143.535
Shoe stores.....	448210		06/02	147.540	148.106	150.313	148.043	146.430
Primary services.....		448210-P	06/02	147.540	148.106	150.313	148.043	146.430
Shoe store services.....		448210-1	06/02	147.540	148.106	150.313	148.043	146.430
Jewelry, luggage and leather goods stores.....	4483		12/03	183.064	182.047	181.099	182.351	182.360
Jewelry stores.....	44831		12/03	186.311	185.276	184.311	185.585	185.595
Jewelry stores.....	448310		06/00	202.409	201.285	200.236	201.620	201.631
Primary services.....		448310-P	06/00	202.775	201.649	200.599	201.985	201.996
Jewelry store services.....		448310-1	06/00	202.775	201.649	200.599	201.985	201.996
Sporting goods, hobby, and book stores.....	451		12/03	129.806	121.615	132.260	126.998	120.830
Sporting goods and hobby stores.....	4511		12/03	130.326	120.514	133.287	126.655	119.053
Sporting goods stores.....	45111		12/03	166.750	150.199	171.607	160.421	147.581
Sporting goods stores.....	451110		06/00	173.971	156.704	179.039	167.368	153.973
Primary services.....		451110-P	06/00	175.234	157.841	180.338	168.583	155.091
Sporting goods store services.....		451110-1	06/00	175.234	157.841	180.338	168.583	155.091
Retailing of sporting goods.....		451110-11	12/13	128.214	122.506	128.083	114.805	114.755
Hobby, toy and game stores.....	45112		12/03	82.321	82.321	82.535	82.535	82.561
Hobby, toy, and game stores.....	451120		06/00	83.370	83.370	83.586	83.586	83.613
Primary services.....		451120-P	06/00	83.312	83.312	83.529	83.529	83.555
Hobby, toy, and game store services.....		451120-1	06/00	83.312	83.312	83.529	83.529	83.555
Retailing of hobby and craft goods, toys, and games (including video games) ..		451120-11	12/13	85.264	85.264	85.707	85.707	85.707
Retailing of all other goods.....		451120-12	12/13	69.665	69.665	69.627	69.627	69.676
Book, periodical and music stores.....	4512		12/03	137.324	136.019	137.619	138.302	138.302
Book stores and news dealers.....	45121		12/03	151.345	149.908	151.671	152.424	152.424
Book stores.....	451211		06/00	188.210	186.422	188.615	189.551	189.551
Primary services.....		451211-P	06/00	188.158	186.359	188.566	189.502	189.502
Book store services.....		451211-1	06/00	188.158	186.359	188.566	189.502	189.502
Retailing of books.....		451211-101	06/14	133.145	131.329	133.546	134.491	134.491
Retailing of all other goods.....		451211-102	06/14	111.644	111.644	111.663	111.663	111.663

See footnotes at end of table.

Table 11. Producer price indexes for net output of selected industries and their products, not seasonally adjusted — Continued
 [December 2022]

Title ¹	Industry code	Product code	Index base	Unadjusted index ²				
				Aug. 2022	Sept. 2022 ^P	Oct. 2022 ^P	Nov. 2022 ^P	Dec. 2022 ^P
Book stores - Continued								
General merchandise stores.....	452		12/03	154.246	154.034	156.400	153.644	153.625
Department stores.....	4522		12/03	128.723	134.031	144.271	140.249	140.528
Department stores.....	45221		12/03	128.723	134.031	144.271	140.249	140.528
Department stores.....	452210		12/17	109.056	113.553	122.228	118.821	119.058
Primary services.....		452210-P	12/17	110.481	115.036	123.825	120.373	120.613
Department store services.....		452210-1	12/17	110.481	115.036	123.825	120.373	120.613
Other general merchandise stores.....	4523		12/03	160.479	157.737	156.399	154.323	154.168
Other general merchandise stores.....	45231		12/03	160.519	157.776	156.437	154.361	154.206
Other general merchandise stores.....	452310		12/03	160.543	157.799	156.460	154.383	154.228
Primary services.....		452310-P	12/03	159.102	156.226	154.822	152.644	152.481
Other general merchandise store services.....		452310-1	12/03	159.102	156.226	154.822	152.644	152.481
Warehouse clubs and supercenters.....		452310-11	12/03	150.443	147.160	145.517	143.031	142.821
All other general merchandise stores.....		452310-12	12/03	158.381	158.108	158.162	157.956	158.051
Office supplies, stationery and gift stores.....	4532		12/03	175.262	175.351	173.283	173.420	172.724
Office supplies, stationery and gift stores.....	45320		12/03	175.262	175.351	173.283	173.420	172.724
Office supplies, stationery, and gift stores.....	453200		05/19	120.018	120.079	118.663	118.757	118.280
Primary services.....		453200-P	05/19	120.018	120.079	118.663	118.757	118.280
Office supplies, stationery, and gift store services.....		453200-1	05/19	120.018	120.079	118.663	118.757	118.280
Nonstore retailers.....	454		12/03	184.685	185.191	179.336	184.936	194.383
Electronic and mail-order shopping.....	454110		06/06	120.914	121.042	121.718	119.443	116.475
Primary services.....		454110-P	06/06	121.429	121.564	122.275	119.868	116.980
Electronic and mail-order shopping services.....		454110-1	06/06	121.429	121.564	122.275	119.869	116.980
Electronic and mail-order drugs, health aids, and cosmetics.....		454110-11	06/13	129.062	129.337	129.436	129.428	129.476
Electronic and mail-order apparel and footwear.....		454110-12	06/13	82.563	92.223	92.084	94.917	80.910
Electronic and mail-order electronic goods, including appliances.....		454110-13	06/13	112.441	110.601	110.040	100.635	101.539
Electronic and mail-order home furnishings, hardware, and related goods.....		454110-14	06/13	121.107	117.847	123.387	117.778	105.193
Electronic and mail-order services for all other goods.....		454110-15	06/13	113.847	112.114	112.926	111.008	110.584
Fuel dealers.....	45431		06/00	272.942	274.769	242.161	281.983	344.604
Fuel dealers.....	454310		06/00	272.934	274.761	242.154	281.975	344.594
Primary services.....		454310-P	06/00	284.811	286.717	252.691	294.244	359.588
Fuel dealer services.....		454310-1	06/00	284.811	286.717	252.691	294.244	359.588
Air transportation.....	481		12/92	265.250	255.960	269.577	258.821	264.045
Scheduled air transportation.....	4811		12/89	326.371	313.869	332.343	317.455	324.556
Scheduled air transportation.....	48111		12/89	326.371	313.869	332.343	317.455	324.556
Scheduled passenger air transportation.....	481111		12/89	331.568	318.238	338.550	322.902	330.555
Primary services.....		481111-P	12/89	362.076	347.520	369.701	352.613	360.970
Domestic.....		481111-1	12/89	374.132	367.843	393.754	367.378	379.016
Domestic first class, including business.....		481111-101	12/99	175.557	189.332	199.972	178.517	193.818
Domestic coach.....		481111-102	12/99	215.324	209.534	224.644	210.642	216.063
International.....		481111-2	12/89	292.456	257.499	267.485	276.796	275.587
International first class, including business.....		481111-201	09/18	93.731	101.397	117.683	94.870	107.217
International coach.....		481111-202	12/89	303.812	261.755	268.147	285.670	280.539
Scheduled freight air transportation.....	481112		12/03	185.834	185.422	179.501	176.659	176.007
Primary services.....		481112-P	12/87	192.823	192.121	182.038	174.452	174.257
Scheduled freight air transportation services.....		481112-1	12/87	202.339	201.582	190.639	182.406	182.194
Domestic scheduled freight air transportation services.....		481112-101	12/14	117.123	116.039	116.080	115.565	115.257
International scheduled freight air transportation services.....		481112-102	12/14	94.647	94.676	85.774	79.401	79.412
Scheduled mail air transportation services.....		481112-2	12/87	150.294	150.206	150.206	150.206	150.206
Nonscheduled air transportation.....	4812		12/96	199.723	198.990	199.199	200.751	200.751
Nonscheduled air transportation.....	48121		12/96	199.723	198.990	199.199	200.751	200.751
Nonscheduled air passenger chartering.....	481211		06/92	200.335	200.028	200.007	202.958	202.958
Primary services.....		481211-P	12/00	160.303	160.017	159.998	162.744	162.744
Domestic nonscheduled air passenger services.....		481211-1	06/08	115.065	114.814	114.797	117.219	117.219
International nonscheduled air passenger services.....		481211-2	06/08	110.604	110.604	110.604	110.604	110.604
Nonscheduled air freight chartering.....	481212		06/08	150.344	149.111	149.635	148.553	148.553
Primary services.....		481212-P	06/08	147.919	146.629	147.177	146.045	146.045
Domestic nonscheduled air freight services.....		481212-1	06/08	190.827	196.895	196.895	196.895	196.895
International nonscheduled air freight services.....		481212-2	06/08	107.968	106.067	106.555	105.547	105.547
Rail transportation.....	482		12/96	231.349	231.597	230.339	231.782	231.632

See footnotes at end of table.

Table 11. Producer price indexes for net output of selected industries and their products, not seasonally adjusted — Continued
 [December 2022]

Title ¹	Industry code	Product code	Index base	Unadjusted index ²				
				Aug. 2022	Sept. 2022 ^P	Oct. 2022 ^P	Nov. 2022 ^P	Dec. 2022 ^P
Rail transportation - Continued								
Rail transportation.....	4821		12/96	231.349	231.597	230.339	231.782	231.632
Rail transportation.....	48211		12/96	231.349	231.597	230.339	231.782	231.632
Line-haul railroads.....	482111		12/84	258.055	258.332	256.928	258.538	258.371
Primary services.....		482111-P	12/84	258.055	258.332	256.928	258.538	258.371
Freight rail transportation.....		482111-4	05/15	129.038	129.181	128.457	129.287	129.201
Carload freight rail transportation.....		482111-411	12/96	231.348	230.786	229.886	229.810	231.202
Intermodal freight rail transportation.....		482111-412	12/96	227.417	230.576	227.888	234.906	229.260
Passenger rail transportation.....		482111-5	12/96	181.801	181.801	181.801	181.801	181.801
Coach service class.....		482111-506	06/05	164.929	164.929	164.929	164.929	164.929
All other service classes.....		482111-507	06/05	157.022	157.022	157.022	157.022	157.022
Water transportation.....	483		12/03	199.024	201.192	200.886	203.619	205.037
Deep sea freight transportation.....	483111		06/88	458.815	467.839	465.656	472.284	475.294
Primary services.....		483111-P	06/88	468.721	477.940	475.710	482.480	485.555
Deep sea freight transportation services.....		483111-5	06/88	468.721	477.940	475.710	482.480	485.555
Coastal and Great Lakes freight transport.....	483113		12/03	212.751	213.198	213.660	216.709	219.115
Primary services.....		483113-P	12/03	207.247	207.708	208.187	211.340	212.869
Coastal and intercoastal freight transportation.....		483113-1	12/03	179.541	180.678	181.323	184.654	185.302
Great Lakes - St. Lawrence Seaway freight transportation.....		483113-2	12/91	244.644	242.952	243.695	250.472	249.955
Coastal and intercoastal towing transportation.....		483113-3	12/03	272.742	271.277	270.690	270.012	276.752
Inland water transportation.....	4832		12/03	191.782	190.356	191.146	192.925	193.166
Inland water transportation.....	48321		12/03	191.786	190.360	191.150	192.929	193.169
Inland water freight transportation.....	483211		12/90	243.297	241.488	242.490	244.746	245.051
Primary services.....		483211-P	12/90	247.680	245.753	246.810	249.182	249.521
Inland water freight transportation services.....		483211-3	12/90	247.680	245.753	246.810	249.182	249.521
Truck transportation.....	484		12/03	198.870	197.122	196.865	197.299	193.952
General freight trucking.....	4841		12/03	210.286	208.081	207.606	207.614	203.589
General freight trucking, local.....	48411		12/03	195.505	195.711	196.069	196.131	182.698
General freight trucking, local.....	484110		12/03	195.523	195.730	196.089	196.151	182.721
Primary services.....		484110-P	06/93	214.303	213.980	214.241	214.178	194.843
General freight trucking services, local.....		484110-1	06/93	214.303	213.980	214.241	214.178	194.843
General freight trucking, local, truckload.....		484110-15	06/09	151.621	151.069	151.097	151.097	133.108
General freight trucking, local, less than truckload.....		484110-16	06/09	152.422	153.168	153.823	153.644	152.886
Other receipts.....		484110-SM	12/03	202.255	204.016	204.763	205.198	-
General freight trucking, long-distance.....	48412		12/03	213.779	211.018	210.365	210.350	208.488
General freight trucking, long-distance TL.....	484121		12/03	200.068	196.084	197.209	195.390	195.620
Primary services.....		484121-P	06/92	214.944	212.606	209.065	211.235	212.292
General freight trucking, long-distance, truckload.....		484121-2	06/92	214.944	212.606	209.065	211.235	212.292
General freight trucking, long-distance LTL.....	484122		12/03	242.100	242.930	237.312	242.376	234.653
Primary services.....		484122-P	06/92	408.179	409.580	400.106	408.645	395.625
General freight trucking, long-distance less than truckload.....		484122-1	06/92	408.179	409.580	400.106	408.645	395.625
Specialized freight trucking.....	4842		12/03	174.280	173.499	173.765	175.075	173.211
Used household and office goods moving.....	48421		12/03	174.973	170.930	168.843	167.921	167.555
Used household and office goods moving.....	484210		12/03	174.933	170.891	168.805	167.883	167.517
Primary services.....		484210-P	12/03	178.246	174.127	172.002	171.062	170.689
Used household and office goods moving, except local.....		484210-2	06/92	278.638	273.156	268.373	270.129	269.289
Residential moving services, except local.....		484210-21	09/15	151.103	148.499	145.344	145.852	145.254
Commercial and other goods moving services, except local.....		484210-22	09/15	124.744	121.314	120.660	122.623	122.623
Used household and office goods moving, local.....		484210-4	12/03	150.397	145.745	145.745	140.993	140.993
Residential moving services, local.....		484210-41	09/15	130.759	125.665	125.665	122.661	122.661
Commercial and other goods moving services, local.....		484210-42	09/15	120.336	119.707	119.707	112.584	112.584
Specialized freight (except used) trucking, local.....	48422		12/03	178.446	178.596	180.035	181.509	180.279
Specialized freight (except used goods) trucking, local.....	484220		12/03	178.456	178.606	180.044	181.519	180.289
Primary services.....		484220-P	06/93	216.001	216.195	218.067	219.985	218.385
Specialized freight (except used goods) trucking, local.....		484220-6	06/93	216.001	216.195	218.067	219.985	218.385
Local hazardous materials trucking (except waste).....		484220-601	06/13	141.072	141.072	141.072	141.072	135.044
Local agricultural products trucking without storage.....		484220-602	06/13	103.463	104.146	106.233	106.233	106.233
Dump trucking.....		484220-603	06/13	142.528	142.528	144.450	147.266	147.266
Local specialized trucking without storage.....		484220-604	06/13	121.207	121.207	121.207	121.207	121.207
Specialized freight (except used) trucking, long-distance.....	48423		12/03	169.579	169.178	169.233	171.251	168.198
Specialized freight (except used goods) trucking, long-distance.....	484230		12/03	169.585	169.185	169.239	171.257	168.205

See footnotes at end of table.

Table 11. Producer price indexes for net output of selected industries and their products, not seasonally adjusted — Continued
 [December 2022]

Title ¹	Industry code	Product code	Index base	Unadjusted index ²				
				Aug. 2022	Sept. 2022 ^P	Oct. 2022 ^P	Nov. 2022 ^P	Dec. 2022 ^P
Specialized freight (except used goods) trucking, long-distance - Continued								
Primary services.....		484230-P	06/01	167.095	166.698	166.875	168.997	165.749
Specialized freight (except used goods) trucking, long-distance.....		484230-6	06/01	167.095	166.698	166.875	168.997	165.749
Agricultural products trucking, long-distance.....		484230-602	06/13	147.016	150.016	150.625	151.926	149.652
All other specialized trucking, long-distance.....		484230-603	06/13	132.709	131.939	132.019	133.781	131.122
Pipeline Transportation.....	486		05/22	105.552	106.938	106.999	107.026	106.421
Pipeline transportation of crude oil.....	4861		12/03	279.856	279.829	280.769	280.512	280.512
Pipeline transportation of crude oil.....	48611		12/03	279.856	279.829	280.769	280.512	280.512
Pipeline transportation of crude oil.....	486110		06/86	310.150	310.120	311.163	310.877	310.877
Primary services.....		486110-P	06/86	311.087	311.060	312.140	311.844	311.844
Pipeline transportation of crude oil.....		486110-3	06/86	301.849	301.823	302.871	302.584	302.584
Trans-Alaskan Pipeline System transportation.....		486110-311	06/86	121.684	121.684	121.684	119.715	119.715
Pipeline transportation of crude petroleum, except on the Trans-Alaskan Pipeline System.....		486110-312	06/86	407.296	407.258	408.761	408.761	408.761
Pipeline transportation of natural gas.....	4862		05/22	99.901	104.797	104.567	104.558	102.420
Pipeline transportation of natural gas.....	48621		05/22	99.901	104.797	104.567	104.558	102.420
Pipeline transportation of natural gas.....	486210		05/22	99.901	104.797	104.567	104.558	102.420
Primary services.....		486210-P	05/22	99.901	104.797	104.567	104.558	102.420
Pipeline transportation of natural gas services.....		486210-1	05/22	99.901	104.797	104.567	104.558	102.420
Other pipeline transportation.....	4869		12/03	205.382	205.393	205.484	205.742	205.742
Pipeline transportation of refined petroleum products.....	48691		12/03	205.382	205.393	205.484	205.742	205.742
Refined petroleum product pipeline transport.....	486910		06/86	235.041	235.054	235.158	235.453	235.453
Primary services.....		486910-P	06/86	235.429	235.442	235.547	235.842	235.842
Pipeline transportation of refined petroleum products.....		486910-1	06/86	238.789	238.803	238.909	239.208	239.208
Transportation support activities.....	488		12/03	155.620	147.814	151.507	143.524	144.063
Air transportation support activities.....	4881		12/96	198.148	195.451	196.226	196.378	195.822
Airport operations.....	48811		12/03	152.418	148.829	149.460	149.485	149.474
Other airport operations.....	488119		12/03	152.443	148.853	149.484	149.509	149.498
Primary services.....		488119-P	06/92	211.095	206.124	206.997	207.032	207.017
Aeronautical services.....		488119-5	06/14	114.691	114.035	115.173	115.000	114.987
Landing fees.....		488119-501	06/14	104.675	104.714	104.557	103.768	103.708
Terminal rental.....		488119-502	06/14	124.193	121.817	125.499	125.499	125.499
Other aeronautical services.....		488119-503	06/14	113.919	113.919	114.204	114.204	114.204
Non-aeronautical services.....		488119-6	06/14	130.923	123.828	123.066	123.463	123.463
Airport parking.....		488119-601	06/14	125.462	125.462	126.241	129.282	129.282
Lease space for rental cars.....		488119-602	06/14	186.792	155.895	146.920	140.040	140.040
Lease space for concessions.....		488119-603	06/92	172.363	165.765	171.202	176.086	176.086
Other non-aeronautical services.....		488119-604	06/14	103.550	103.550	104.439	104.439	104.439
Other air transportation support activities.....	48819		12/03	163.053	163.202	163.787	164.048	162.947
Other support activities for air transport.....	488190		12/03	163.047	163.196	163.782	164.043	162.942
Primary services.....		488190-P	06/92	209.272	209.540	210.372	210.337	209.283
Other air transportation support activities.....		488190-5	06/07	145.280	145.466	146.044	146.019	145.287
Water transportation support activities.....	4883		12/03	156.759	156.462	157.611	158.232	158.385
Port and harbor operations.....	48831		12/03	179.589	178.246	179.784	182.871	183.802
Port and harbor operations.....	488310		12/03	179.611	178.268	179.806	182.893	183.824
Primary services.....		488310-P	12/03	182.183	180.816	182.381	185.522	186.469
Port and harbor services.....		488310-1	12/03	182.183	180.816	182.381	185.522	186.469
Marine cargo handling.....	48832		12/03	152.684	152.746	153.404	153.404	153.404
Marine cargo handling.....	488320		12/91	171.983	172.052	172.794	172.794	172.794
Primary services.....		488320-P	12/91	167.709	167.780	168.541	168.541	168.541
Movement of containers.....		488320-8	12/98	150.673	150.876	151.682	151.682	151.682
Other marine cargo handling.....		488320-9	12/98	156.385	155.351	155.098	155.098	155.098
Navigational services to shipping.....	48833		12/03	154.759	154.340	156.673	156.883	156.778
Navigational services to shipping.....	488330		12/92	203.032	202.482	205.542	205.818	205.680
Primary services.....		488330-P	12/92	206.847	206.271	209.480	209.770	209.625
Navigational services to shipping and salvage.....		488330-1	12/92	206.847	206.271	209.480	209.770	209.625
Freight transportation arrangement.....	4885		12/96	147.216	134.127	140.302	125.197	126.443
Freight transportation arrangement.....	48851		12/96	147.216	134.127	140.302	125.197	126.443
Freight transportation arrangement.....	488510		12/94	150.219	136.864	143.164	127.753	129.024
Primary services.....		488510-P	12/94	151.536	137.676	144.212	128.256	129.581

See footnotes at end of table.

Table 11. Producer price indexes for net output of selected industries and their products, not seasonally adjusted — Continued
 [December 2022]

Title ¹	Industry code	Product code	Index base	Unadjusted index ²				
				Aug. 2022	Sept. 2022 ^P	Oct. 2022 ^P	Nov. 2022 ^P	Dec. 2022 ^P
Freight transportation arrangement - Continued								
Freight forwarding.....		488510-1	12/94	109.158	109.011	109.055	105.354	105.354
Arrangement of freight and cargo n.e.c.....		488510-2	12/94	191.833	164.884	177.616	149.969	152.557
U.S. Postal Service.....	491		06/89	267.984	267.984	270.369	270.369	270.369
U.S. Postal Service.....	4911		06/89	267.984	267.984	270.369	270.369	270.369
U.S. Postal Service.....	49111		06/89	267.984	267.984	270.369	270.369	270.369
U.S. Postal Service.....	491110		06/89	267.984	267.984	270.369	270.369	270.369
Primary services.....		491110-P	06/89	267.984	267.984	270.369	270.369	270.369
Mailing services (market dominant services).....		491110-7	12/12	133.336	133.336	133.512	133.512	133.512
First class mail.....		491110-71	06/89	238.578	238.578	239.138	239.138	239.138
Retail letters.....		491110-711	12/12	133.315	133.315	133.315	133.315	133.315
Commercial letters.....		491110-712	12/12	129.241	129.241	129.241	129.241	129.241
Retail and commercial flats.....		491110-713	12/12	129.892	129.892	129.892	129.892	129.892
Other first class mail and fees.....		491110-714	12/12	149.201	149.201	152.640	152.640	152.640
Periodicals mail.....		491110-72	06/89	319.001	319.001	319.001	319.001	319.001
Outside county.....		491110-721	06/89	326.055	326.055	326.055	326.055	326.055
Other periodicals mail and fees.....		491110-722	12/12	125.216	125.216	125.216	125.216	125.216
Standard class mail.....		491110-73	06/89	301.872	301.872	301.872	301.872	301.872
High density and saturation flats and parcels.....		491110-731	12/12	117.703	117.703	117.703	117.703	117.703
Carrier route basic mail.....		491110-732	12/12	127.136	127.136	127.136	127.136	127.136
Bulk letters.....		491110-733	12/12	132.002	132.002	132.002	132.002	132.002
Bulk flats.....		491110-734	12/12	138.894	138.894	138.894	138.894	138.894
Other standard mail and fees.....		491110-735	12/12	158.084	158.084	158.084	158.084	158.084
Package services mail.....		491110-74	06/89	303.045	303.045	303.045	303.045	303.045
Special services and fees.....		491110-75	06/89	319.307	319.307	319.307	319.307	319.307
Shipping services (competitive services).....		491110-8	12/12	160.580	160.580	166.855	166.855	166.855
Domestic priority mail.....		491110-81	06/89	383.977	383.977	406.584	406.584	406.584
Other shipping services and shipping special services & fees.....		491110-82	12/12	180.793	180.793	184.278	184.278	184.278
Couriers and messengers.....	492		12/03	290.052	290.330	289.299	291.248	287.819
Couriers and express delivery services.....	4921		12/03	299.936	300.208	299.083	300.911	297.100
Couriers and express delivery services.....	49211		12/03	299.952	300.224	299.098	300.927	297.115
Couriers and express delivery services.....	492110		12/03	299.911	300.183	299.057	300.886	297.075
Primary services.....		492110-P	12/03	300.921	301.220	300.106	301.945	298.112
Standard courier services.....		492110-1	12/92	438.836	438.836	437.745	439.563	438.108
Expedited courier services.....		492110-2	12/87	460.641	462.039	459.181	463.864	449.051
Domestic expedited courier services.....		492110-201	12/98	419.040	420.323	417.684	421.965	408.483
International expedited courier services.....		492110-202	12/98	361.497	362.569	360.415	364.042	352.434
Local messengers and local delivery.....	4922		12/03	161.217	161.560	161.676	164.960	166.160
Local messengers and local delivery.....	49221		12/03	160.886	161.228	161.344	164.621	165.818
Local messengers and local delivery.....	492210		12/03	160.858	161.200	161.316	164.593	165.790
Primary services.....		492210-P	12/92	207.527	207.968	208.118	212.345	213.889
Local messengers and local delivery services.....		492210-1	12/92	207.527	207.968	208.118	212.345	213.889
Warehousing and storage.....	493		12/06	128.329	130.230	128.589	128.754	127.823
Warehousing and storage.....	4931		12/06	128.286	130.186	128.545	128.710	127.780
General warehousing and storage.....	49311		12/03	129.704	132.053	130.011	130.240	128.717
General warehousing and storage.....	493110		12/03	129.782	132.132	130.089	130.318	128.794
Primary services.....		493110-P	06/93	142.121	144.695	142.457	142.708	141.039
General warehousing and storage services.....		493110-1	06/93	142.121	144.695	142.457	142.708	141.039
Refrigerated warehousing and storage.....	49312		12/03	147.299	147.573	147.161	147.091	148.574
Refrigerated warehousing and storage.....	493120		12/91	161.874	162.176	161.724	161.646	163.276
Primary services.....		493120-P	12/91	162.155	162.457	162.004	161.926	163.559
Warehousing and storage of refrigerated goods.....		493120-2	12/91	162.340	162.642	162.189	162.111	163.746
Farm product warehousing and storage.....	49313		12/03	139.457	141.012	140.981	140.981	140.942
Farm product warehousing and storage.....	493130		12/92	162.145	163.953	163.918	163.918	163.872
Primary services.....		493130-P	12/92	160.189	161.962	161.962	161.962	161.962
Farm product warehousing and storage services.....		493130-1	12/92	160.189	161.962	161.962	161.962	161.962
Publishing industries, except Internet.....	511		12/03	120.349	121.478	120.974	119.324	120.011
Newspaper, book, and directory publishers.....	5111		12/03	143.384	144.863	145.299	143.565	144.890
Newspaper publishers.....	51111		12/79	552.973	576.146	580.053	576.244	586.094
Newspaper publishers.....	511110		12/79	554.564	577.803	581.722	577.902	587.780

See footnotes at end of table.

Table 11. Producer price indexes for net output of selected industries and their products, not seasonally adjusted — Continued
 [December 2022]

Title ¹	Industry code	Product code	Index base	Unadjusted index ²				
				Aug. 2022	Sept. 2022 ^P	Oct. 2022 ^P	Nov. 2022 ^P	Dec. 2022 ^P
Newspaper publishers - Continued								
Primary services.....		511110-P	12/79	568.979	592.822	596.842	592.923	603.058
Newspaper advertising sales.....		511110-5	09/15	89.075	87.961	89.067	88.386	90.342
Newspaper advertising sales, print only.....		511110-51	09/15	86.480	85.167	86.471	85.667	87.974
Newspaper advertising sales, digital only and print and digital bundled.....		511110-52	09/15	104.357	104.357	104.357	104.357	104.357
Newspaper subscription and single copy sales.....		511110-6	09/15	160.822	178.608	178.658	177.705	179.728
Newspaper subscriptions, print only.....		511110-61	09/15	157.577	177.072	177.072	175.970	178.175
Newspaper subscriptions, online only and print and online bundled.....		511110-62	09/15	193.822	194.349	194.909	195.462	195.652
Periodical publishers.....	51112		12/79	453.276	453.072	448.255	435.523	435.523
Periodical publishers.....	511120		12/79	453.238	453.035	448.232	435.502	435.502
Primary services.....		511120-P	12/79	461.293	461.293	461.293	448.955	448.955
Periodicals, advertising sales.....		511120-2	12/14	104.152	104.152	104.152	104.152	104.152
Specialized business and professional periodicals, advertising sales.....		511120-21	12/79	468.465	468.465	468.465	468.465	468.465
General and consumer periodicals, advertising sales.....		511120-22	12/79	648.524	648.524	648.524	648.524	648.524
Periodicals, subscriptions and single copy sales.....		511120-5	12/14	112.427	112.427	112.427	103.868	103.868
Specialized business and professional periodicals, subscriptions and single copy sales.....		511120-51	12/79	573.536	573.536	573.536	576.810	576.810
General and consumer periodicals, subscriptions and single copy sales.....		511120-52	12/06	111.881	111.881	111.881	100.114	100.114
Book publishers.....	51113		12/84	376.193	372.821	377.678	375.369	380.119
Book publishers.....	511130		12/80	512.294	507.700	514.318	511.172	517.643
Primary services.....		511130-P	12/80	520.742	515.829	522.906	519.542	526.461
Print book publishing.....		511130-F	09/15	126.094	125.284	127.376	126.010	127.582
General adult and juvenile book publishing.....		511130-F1	06/09	107.276	106.549	106.275	107.133	106.304
General adult book publishing.....		511130-F11	06/09	110.925	109.932	109.602	110.800	110.302
Juvenile book publishing.....		511130-F12	06/09	97.190	97.148	97.020	97.000	95.330
Textbook publishing, including teachers' editions and workbooks.....		511130-F2	12/80	869.246	859.039	897.220	871.916	911.171
College textbook publishing.....		511130-F21	12/80	928.066	893.004	909.516	822.597	957.436
Elementary and high school textbook publishing.....		511130-F22	12/02	192.902	192.902	203.649	203.649	203.649
Technical, scientific, and professional book publishing.....		511130-F3	12/80	840.404	840.404	840.404	840.404	840.404
General reference book publishing.....		511130-F4	12/80	220.427	220.540	224.903	216.219	218.528
Religious book publishing.....		511130-F5	12/80	250.160	244.291	255.762	246.234	244.177
Digital book publishing.....		511130-G	09/15	111.247	108.564	108.442	110.102	112.025
Ebook publishing.....		511130-G1	09/15	114.250	111.537	109.524	108.094	111.480
Other digital book publishing.....		511130-G2	09/15	105.472	102.846	106.359	113.962	113.074
Other receipts.....		511130-SM	12/80	398.155	-	-	-	-
Directory and mailing list publishers.....	51114		12/03	120.815	120.893	121.081	120.311	120.597
Directory and mailing list publishers.....	511140		12/03	120.802	120.881	121.069	120.298	120.585
Primary services.....		511140-P	12/03	119.093	119.173	119.365	118.578	118.871
Directory and mailing list publishing - advertising sales incl. telephone directory listings.....		511140-1	09/84	267.857	267.962	267.962	267.962	267.982
Directory and mailing list publishing - subscription, content, and licensing sales.....		511140-5	01/08	144.542	144.784	145.854	141.476	143.066
Other publishers.....	51119		12/03	119.963	121.308	121.128	121.239	121.321
Greeting card publishers.....	511191		12/85	215.737	218.823	218.396	218.613	218.759
Primary services.....		511191-P	12/85	236.540	240.177	239.673	239.926	240.096
Greeting card publishing.....		511191-3	12/85	238.933	242.607	242.098	242.354	242.525
All other publishers.....	511199		12/03	123.757	124.064	124.046	124.131	124.217
Primary services.....		511199-P	12/03	124.777	125.103	125.084	125.173	125.265
All other publishing including yearbooks, art prints, patterns, and trading cards.....		511199-6	12/03	124.777	125.103	125.084	125.173	125.265
Other receipts.....		511199-SM	12/03	118.021	118.021	118.021	118.021	-
Software publishers.....	5112		12/03	92.543	93.353	92.502	91.130	91.433
Software publishers.....	51121		12/03	92.543	93.353	92.502	91.130	91.433
Software publishers.....	511210		12/97	87.476	88.242	87.437	86.139	86.426
Primary services.....		511210-P	12/97	91.474	92.430	91.420	89.808	90.177
Software publishing, except games.....		511210-5	06/06	99.467	100.690	99.472	97.772	98.142
System & application software publishing, excluding maintenance, tech support & games.....		511210-505	05/22	99.045	100.490	99.750	97.762	98.220
System software publishing.....		511210-50501	05/22	100.459	100.130	99.589	98.483	98.986
Application software publishing.....		511210-50502	12/97	106.598	109.148	108.235	105.592	106.062
Desktop and portable device application software publishing.....		511210-505021	06/06	100.395	106.410	103.513	101.483	102.481
Other application software publishing.....		511210-505022	06/06	121.282	120.611	121.586	118.125	118.111
Software maintenance, technical support, and other services related to software publishing.....		511210-506	12/97	167.490	167.697	161.790	161.329	161.225
Game software publishing.....		511210-7	12/13	87.314	85.367	86.266	83.901	84.751
Other receipts.....		511210-SM	12/97	55.955	56.050	55.963	55.784	-
Broadcasting, except Internet.....	515		12/03	131.334	131.973	137.303	138.690	138.329

See footnotes at end of table.

Table 11. Producer price indexes for net output of selected industries and their products, not seasonally adjusted — Continued
 [December 2022]

Title ¹	Industry code	Product code	Index base	Unadjusted index ²				
				Aug. 2022	Sept. 2022 ^P	Oct. 2022 ^P	Nov. 2022 ^P	Dec. 2022 ^P
Broadcasting, except Internet - Continued								
Radio and television broadcasting.....	5151		06/01	104.557	107.987	118.230	114.227	113.060
Radio broadcasting.....	51511		12/03	99.170	102.890	101.705	103.371	100.624
Radio broadcasting.....	515110		06/88	179.142	185.852	183.714	186.721	181.765
Primary services.....		515110-P	06/88	179.570	186.977	184.616	187.934	182.456
Radio station services.....		515110-1	06/88	189.401	199.897	196.556	201.251	193.499
Radio station advertising sales.....		515110-101	06/88	181.910	193.804	190.018	195.338	186.554
Radio station advertising sales, local.....		515110-10101	12/95	131.529	140.286	136.906	140.585	137.397
Radio station advertising sales, national and regional.....		515110-10102	12/95	134.783	143.159	142.144	146.552	131.227
Other radio station services.....		515110-102	12/03	141.978	141.978	141.978	141.978	141.978
Radio network and national syndication services.....		515110-2	12/95	117.707	117.678	117.678	117.678	117.678
Other receipts.....		515110-SM	12/03	134.763	134.750	134.765	134.765	134.830
Television broadcasting.....	51512		12/03	99.344	102.726	116.428	110.177	109.630
Television broadcasting.....	515120		06/01	100.123	103.540	117.336	111.024	110.472
Primary services.....		515120-P	06/01	83.212	86.800	96.465	90.240	89.695
Television advertising sales.....		515120-3	06/08	87.927	92.558	105.030	96.997	96.293
Other television broadcasting services.....		515120-4	06/08	117.939	117.939	117.939	117.939	117.939
Other receipts.....		515120-SM	06/01	161.340	159.494	192.987	192.987	192.987
Cable and other subscription programming.....	5152		12/03	151.092	149.737	151.443	156.723	156.939
Cable and other subscription programming.....	51521		12/03	153.694	152.315	154.051	159.422	159.642
Cable and other subscription programming.....	515210		12/03	151.161	149.806	151.513	156.795	157.011
Primary services.....		515210-P	12/03	157.925	156.508	158.292	163.810	164.036
Cable network advertising services.....		515210-1	06/93	179.142	173.077	180.714	204.343	205.311
Cable network programming services.....		515210-2	06/93	276.879	276.879	276.879	276.879	276.879
Telecommunications.....	517		12/03	104.825	105.577	105.997	106.013	106.051
Wired and wireless telecommunications carriers.....	5173		12/17	107.383	108.158	108.590	108.607	108.646
Wired and wireless telecommunications carriers.....	51731		12/17	107.383	108.158	108.590	108.607	108.646
Wired telecommunications carriers.....	517311		12/03	130.236	131.653	132.445	132.472	132.526
Primary products.....		517311-P	12/03	130.057	131.473	132.263	132.290	132.344
Local telephone service, except private lines.....		517311-1	12/03	147.594	148.982	149.052	148.934	149.007
Residence local telephone service.....		517311-111	12/03	160.817	163.442	164.156	164.149	164.141
Business and other local telephone service.....		517311-112	12/03	131.354	131.117	130.336	130.069	130.251
Public switched toll service.....		517311-2	12/03	127.316	130.898	132.331	132.974	133.539
Residence switched toll service.....		517311-21	12/03	188.145	195.760	196.774	197.003	197.129
Business switched toll and other toll service.....		517311-22	12/03	63.658	64.235	65.529	66.228	66.881
Private line telephone service.....		517311-3	12/03	95.827	95.762	95.567	95.658	95.803
All-distance telephone service.....		517311-4	12/11	138.205	138.173	138.140	138.363	138.099
Residential all-distance telephone service.....		517311-401	12/11	140.424	140.649	140.905	140.783	141.004
Business all-distance telephone service.....		517311-402	12/11	136.277	136.020	135.736	136.258	135.572
Video programming distribution.....		517311-5	12/03	169.551	170.125	170.573	171.792	172.571
Video programming subscriber services.....		517311-501	06/93	240.077	240.947	241.626	243.473	244.654
Advertising services.....		517311-502	06/93	128.596	128.596	128.596	128.596	128.596
Internet access services.....		517311-6	06/04	59.949	60.070	59.976	59.575	59.389
Residential Internet access services.....		517311-601	12/11	87.915	88.255	87.912	88.181	88.053
Business Internet access services.....		517311-602	12/11	97.935	97.972	98.022	96.512	96.063
Bundled access services.....		517311-7	12/11	122.145	124.213	125.724	125.379	125.146
Other wired telecommunications services.....		517311-9	12/03	105.075	105.075	105.075	105.075	105.075
Wireless telecommunications carriers.....	517312		06/99	44.131	44.131	44.131	44.133	44.145
Primary services.....		517312-P	06/99	43.616	43.617	43.617	43.619	43.631
Wireless telecommunications services.....		517312-1	06/99	43.616	43.617	43.617	43.619	43.631
Data processing and related services.....	5182		12/03	113.057	112.925	113.034	113.040	113.067
Data processing and related services.....	51821		12/03	113.057	112.925	113.034	113.040	113.067
Data processing, hosting and related services.....	518210		12/00	116.702	116.566	116.678	116.684	116.712
Primary services.....		518210-P	12/00	109.998	109.816	109.967	109.975	110.012
Business process management services.....		518210-1	12/00	104.436	104.436	104.436	104.507	104.507
Data management, information transformation, and related services.....		518210-4	12/00	105.582	105.582	105.582	105.582	105.582
Hosting, ASP, and other IT infrastructure provisioning services.....		518210-5	12/06	110.319	109.983	110.261	110.248	110.317
Other receipts.....		518210-SM	12/00	138.116	138.116	138.116	138.116	138.116
Internet publishing and web search portals.....	519130		12/09	88.238	88.324	89.587	89.835	89.654
Primary services.....		519130-P	12/09	88.942	89.041	91.012	91.297	91.093
Internet publishing and web search portals - advertising sales.....		519130-1	12/09	65.502	65.650	68.645	69.084	69.085
Internet publishing and web search portals - subscription, content access, and licensing sales.....		519130-2	12/09	129.021	129.039	129.358	129.393	128.849

See footnotes at end of table.

Table 11. Producer price indexes for net output of selected industries and their products, not seasonally adjusted — Continued
 [December 2022]

Title ¹	Industry code	Product code	Index base	Unadjusted index ²				
				Aug. 2022	Sept. 2022 ^P	Oct. 2022 ^P	Nov. 2022 ^P	Dec. 2022 ^P
Internet publishing and web search portals - Continued								
Depository credit intermediation.....	5221		12/03	113.459	117.264	117.534	124.634	126.255
Commercial banking.....	52211		12/03	115.273	119.536	119.998	127.745	129.359
Commercial banking.....	522110		12/03	115.273	119.536	119.998	127.745	129.359
Primary services.....		522110-P	12/03	115.273	119.536	119.998	127.745	129.359
Loan services.....		522110-1	12/03	184.422	190.965	191.790	210.242	202.318
Residential real estate loans, except home equity.....		522110-101	12/03	100.691	98.394	99.137	101.391	88.376
Nonresidential real estate loans.....		522110-102	12/03	374.592	402.526	405.719	469.360	467.076
Home equity loans.....		522110-103	12/03	210.225	219.412	208.819	226.653	228.357
Commercial, industrial, and agricultural loans, except real estate.....		522110-105	12/03	167.437	177.733	181.885	204.179	198.575
New and used auto and truck loans.....		522110-106	12/03	95.187	93.996	91.699	102.941	84.522
Credit cards, overdraft credit, and related plans.....		522110-107	12/03	164.915	168.730	168.166	175.786	174.948
Other loan services.....		522110-108	12/03	112.793	111.254	109.994	110.857	108.128
Deposit services.....		522110-2	12/03	53.620	56.225	56.418	56.158	65.566
Demand deposits.....		522110-201	12/11	77.688	79.806	80.125	80.492	91.470
Time and other deposits.....		522110-202	12/11	119.097	126.980	127.357	125.838	150.088
Trust services.....		522110-3	12/03	99.786	99.996	99.958	94.593	94.593
Other banking services.....		522110-4	12/03	102.240	102.079	102.080	102.080	102.080
Savings institutions.....	52212		12/03	101.039	99.480	97.359	97.037	98.882
Savings institutions.....	522120		12/03	101.040	99.481	97.360	97.038	98.883
Primary services.....		522120-P	12/03	101.202	99.641	97.517	97.194	99.042
Loan services.....		522120-1	12/03	107.047	106.532	106.533	109.265	104.884
Residential real estate loans, except home equity.....		522120-101	12/03	88.117	85.873	85.163	84.933	80.656
Nonresidential real estate loans.....		522120-102	12/03	179.513	180.508	182.187	198.252	185.243
Home equity loans.....		522120-103	12/03	267.093	281.101	278.717	298.380	281.788
Commercial, industrial, and agricultural loans, except real estate.....		522120-105	12/03	192.343	203.256	212.499	220.666	234.458
New and used auto and truck loans.....		522120-106	12/03	85.362	85.482	83.281	86.911	86.759
Credit cards, overdraft credit, and related plans.....		522120-109	12/11	116.265	116.928	117.434	125.190	121.092
Other loan services.....		522120-111	12/03	90.958	90.979	92.407	91.099	90.290
Deposit services.....		522120-2	12/03	107.164	103.488	97.540	92.219	104.478
Demand deposits.....		522120-201	12/11	91.663	90.444	91.455	90.513	105.493
Time and other deposits.....		522120-202	12/11	150.712	144.824	134.187	125.358	140.924
Trusts and other banking services.....		522120-3	12/03	163.707	170.830	170.830	170.830	170.830
Security, commodity contracts and like activity.....	523		12/03	220.710	223.094	226.272	238.593	236.717
Securities and commodity contracts intermediation and brokerage.....	5231		06/00	158.008	159.956	172.218	191.901	189.930
Investment banking and securities dealing.....	52311		12/03	313.739	319.944	346.580	382.586	372.077
Investment banking and securities dealing.....	523110		12/03	311.584	317.746	344.199	379.957	369.521
Primary services.....		523110-P	12/03	331.873	338.436	366.612	404.699	393.583
Dealer transactions.....		523110-2	06/00	112.305	107.711	116.414	123.397	113.691
Dealer transactions, equity securities.....		523110-201	06/05	119.625	115.533	130.634	139.675	123.989
Dealer transactions, debt securities and all other trading.....		523110-202	06/00	139.518	132.118	130.612	135.900	135.141
Investment banking services.....		523110-3	06/00	242.739	256.863	257.011	255.676	248.941
Other securities dealing services.....		523110-4	12/03	1,079.348	1,076.412	1,368.956	1,823.642	1,829.900
Securities brokerage.....	52312		12/03	99.282	99.246	105.715	119.741	122.058
Securities brokerage.....	523120		12/03	99.231	99.195	105.661	119.680	121.996
Primary services.....		523120-P	12/03	98.531	98.496	104.916	118.837	121.136
Brokerage services.....		523120-1	06/00	54.312	54.383	53.678	53.678	58.041
Brokerage services, equities and ETFs.....		523120-101	06/00	46.077	46.161	45.222	45.222	51.228
Brokerage services, all other securities.....		523120-102	06/00	74.447	74.482	74.403	74.403	74.403
Other securities related services including margin lending and mutual fund sales.....		523120-4	06/00	132.146	132.009	144.830	171.110	171.124
Portfolio management.....	52392		12/03	283.849	288.333	283.361	286.921	284.090
Portfolio management.....	523920		06/02	280.192	284.617	279.710	283.224	280.430
Primary services.....		523920-P	06/02	295.738	300.409	295.229	298.938	295.989
Mutual fund and exchange traded fund management.....		523920-1	06/02	372.652	388.894	383.914	391.629	378.830
Management of equity funds.....		523920-101	01/17	182.245	196.200	193.383	199.852	187.903
Management of bond funds.....		523920-102	01/17	107.046	105.941	103.994	103.632	105.745
Management of other funds.....		523920-103	01/17	99.625	99.810	99.534	99.725	99.942
Private portfolio management.....		523920-2	06/02	257.664	256.152	250.805	252.398	254.724
Management of equity private portfolios.....		523920-201	01/17	127.853	126.423	118.358	120.199	122.434
Management of bond private portfolios.....		523920-202	01/17	101.121	100.776	99.909	99.735	99.913
Management of other private portfolios.....		523920-203	01/17	118.716	118.850	123.680	123.499	123.553
Investment advice.....	52393		12/03	226.227	219.244	202.186	206.047	210.890
Investment advice.....	523930		12/03	226.173	219.191	202.137	205.997	210.839
Primary services.....		523930-P	06/02	230.773	223.650	206.249	210.188	215.128

See footnotes at end of table.

Table 11. Producer price indexes for net output of selected industries and their products, not seasonally adjusted — Continued
 [December 2022]

Title ¹	Industry code	Product code	Index base	Unadjusted index ²				
				Aug. 2022	Sept. 2022 ^P	Oct. 2022 ^P	Nov. 2022 ^P	Dec. 2022 ^P
Investment advice - Continued								
Investment advisory services.....		523930-1	06/02	230.773	223.650	206.249	210.188	215.128
Insurance carriers and related activities.....	524		12/03	146.598	146.842	146.982	147.041	147.602
Insurance carriers.....	5241		12/03	147.209	147.461	147.603	147.640	148.212
Direct life/health/medical insurance carriers.....	52411		12/03	152.520	152.599	152.731	152.727	152.723
Direct life insurance carriers.....	524113		12/98	118.795	118.941	118.907	118.895	118.883
Primary services.....		524113-P	12/98	118.580	118.725	118.691	118.679	118.667
Life insurance policies.....		524113-1	12/98	113.208	113.211	113.273	113.273	113.273
Individual life insurance policies.....		524113-101	12/98	121.590	121.594	121.603	121.604	121.604
Term life insurance policies.....		524113-10101	12/98	112.419	112.421	112.416	112.417	112.417
Whole life insurance policies.....		524113-10102	12/98	130.165	130.165	130.159	130.159	130.159
Universal life insurance policies.....		524113-10103	12/98	118.283	118.296	118.352	118.356	118.356
Variable-universal and other individual life insurance policies.....		524113-10105	12/17	103.102	103.102	103.102	103.102	103.102
Group life insurance policies.....		524113-102	12/98	92.323	92.323	92.544	92.544	92.544
Annuities.....		524113-2	12/98	150.917	151.715	151.268	151.196	151.130
Variable deferred annuities.....		524113-201	12/98	187.892	187.892	186.743	186.743	186.743
Fixed-rate deferred annuities.....		524113-202	12/98	114.307	116.796	117.264	117.299	117.299
Immediate annuities.....		524113-203	12/98	133.467	131.844	131.450	130.466	129.713
Disability insurance policies.....		524113-3	06/06	102.704	102.704	102.704	102.704	102.704
Direct health and medical insurance carriers.....	524114		12/02	194.259	194.312	194.560	194.560	194.560
Primary services.....		524114-P	12/02	197.213	197.267	197.519	197.519	197.519
Medical service plans.....		524114-1	12/02	206.151	206.209	206.480	206.480	206.480
Comprehensive medical service plans.....		524114-101	12/02	209.909	209.940	210.254	210.254	210.254
Group managed care medical service plans.....		524114-10101	12/02	210.300	210.349	210.839	210.839	210.839
Group fee-for-service medical service plans.....		524114-10102	12/02	185.671	185.671	185.671	185.671	185.671
Individual comprehensive medical service plans.....		524114-10103	12/02	314.730	314.730	314.730	314.730	314.730
Non-comprehensive medical service plans.....		524114-103	06/07	128.358	128.499	128.525	128.525	128.525
Dental service plans.....		524114-10301	12/02	134.812	134.917	134.977	134.977	134.977
Supplemental Medicare service plans.....		524114-10302	12/02	162.507	162.890	162.890	162.890	162.890
Other medical service plans.....		524114-10303	12/02	169.239	169.239	169.239	169.239	169.239
Indemnity health insurance plans.....		524114-2	12/02	114.058	114.058	114.058	114.058	114.058
Other direct insurance carriers.....	52412		12/98	160.528	161.197	161.392	161.525	163.464
Direct property and casualty insurers.....	524126		06/98	160.645	161.316	161.510	161.644	163.584
Primary services.....		524126-P	06/98	160.782	161.453	161.647	161.781	163.723
Private passenger auto insurance.....		524126-1	06/98	192.408	192.715	193.844	194.077	197.623
Homeowner's insurance.....		524126-2	06/98	219.043	220.359	218.399	219.071	220.153
Commercial auto insurance.....		524126-3	06/98	126.472	127.906	127.832	128.096	128.426
Non-auto liability insurance.....		524126-4	06/98	124.674	124.739	124.691	124.691	124.812
Medical malpractice insurance.....		524126-402	06/98	115.089	115.089	114.386	114.386	114.386
Product and other non-auto liability insurance.....		524126-403	06/98	126.599	126.679	126.783	126.783	126.933
Commercial multiple peril insurance.....		524126-5	06/98	141.190	143.266	143.266	143.266	148.639
Worker's compensation insurance.....		524126-6	06/98	89.105	90.338	90.786	89.890	89.890
Other property and casualty insurance.....		524126-7	12/03	118.364	118.426	118.288	118.527	118.554
Insurance agencies and brokerages.....	52421		12/03	113.224	113.275	113.275	113.404	113.495
Insurance agencies and brokerages.....	524210		12/02	117.231	117.284	117.284	117.418	117.511
Primary services.....		524210-P	12/02	117.976	118.032	118.032	118.032	118.102
Sale of property and casualty insurance.....		524210-1	12/02	118.953	119.051	119.051	119.051	119.168
Sale of personal property and casualty insurance.....		524210-101	06/09	115.211	115.260	115.260	115.260	115.492
Sale of private passenger auto insurance.....		524210-10101	12/02	118.906	118.977	118.977	118.977	119.335
Sale of homeowner's insurance.....		524210-10102	12/02	124.271	124.271	124.271	124.271	124.271
Sale of other personal property and casualty insurance.....		524210-10103	06/09	101.437	101.469	101.469	101.469	101.469
Sale of commercial property and casualty insurance.....		524210-102	12/02	120.126	120.272	120.272	120.272	120.272
Sale of life insurance and annuities.....		524210-2	12/02	106.758	106.758	106.758	106.758	106.758
Sale of health and medical insurance.....		524210-3	12/02	133.188	133.188	133.188	133.188	133.188
Sale of other insurance.....		524210-4	12/02	103.231	103.209	103.209	103.209	103.209
Lessors of nonresidential buildings (except miniwarehouses).....	53112		12/03	138.358	140.333	137.541	136.583	138.151
Lessors of nonresidential buildings.....	531120		12/95	161.868	164.179	160.913	159.792	161.626
Primary services.....		531120-P	12/95	157.294	159.539	156.366	155.276	157.059
Leasing of shopping centers and retail stores.....		531120-1	12/95	142.786	148.778	144.397	140.182	146.298
Leasing of professional and office buildings.....		531120-2	12/95	171.963	170.964	170.668	171.181	170.001
Leasing of manufacturing and industrial buildings.....		531120-3	12/95	137.102	136.946	137.006	136.961	138.221
Leasing of other nonresidential buildings and facilities.....		531120-7	12/02	157.442	161.706	144.274	149.066	145.625
Lessors of miniwarehouse and self storage units.....	53113		12/03	189.700	192.449	193.998	194.530	193.996
Miniwarehouse and self-storage unit operators.....	531130		12/03	189.689	192.437	193.987	194.519	193.985

See footnotes at end of table.

Table 11. Producer price indexes for net output of selected industries and their products, not seasonally adjusted — Continued
 [December 2022]

Title ¹	Industry code	Product code	Index base	Unadjusted index ²				
				Aug. 2022	Sept. 2022 ^P	Oct. 2022 ^P	Nov. 2022 ^P	Dec. 2022 ^P
Miniwarehouse and self-storage unit operators - Continued								
Primary services.....		531130-P	06/93	288.259	292.435	294.790	295.598	294.787
Miniwarehouse and self-storage unit operation.....		531130-1	06/93	288.259	292.435	294.790	295.598	294.787
Offices of real estate agents and brokers.....	5312		12/03	186.481	186.639	186.004	185.510	185.272
Offices of real estate agents and brokers.....	53121		12/03	186.481	186.639	186.004	185.510	185.272
Offices of real estate agents and brokers.....	531210		12/03	186.360	186.518	185.884	185.390	185.152
Primary services.....		531210-P	12/03	186.383	186.541	185.907	185.413	185.175
Real estate brokerage, residential property sales and leases.....		531210-1	12/95	257.761	257.981	256.900	255.784	255.034
Real estate brokerage, nonresidential property sales and leases including land sales and leases.....		531210-6	12/06	145.318	145.437	145.474	146.221	147.134
Real estate brokerage, nonresidential property sales including land sales.....		531210-601	12/09	164.897	165.087	164.918	166.705	168.789
Real estate brokerage, nonresidential property leases including land leases.....		531210-602	12/09	128.867	128.924	129.147	128.961	128.823
Real estate property managers.....	53131		12/03	125.484	125.598	127.357	127.910	126.814
Residential property managers.....	531311		12/03	139.201	138.955	139.185	139.998	138.016
Primary services.....		531311-P	12/03	141.250	141.001	141.235	142.059	140.048
Residential property management services.....		531311-1	12/95	147.548	147.287	147.532	148.393	146.292
Nonresidential property managers.....	531312		12/03	102.944	103.692	108.173	108.274	108.728
Primary services.....		531312-P	12/03	102.944	103.692	108.173	108.274	108.728
Nonresidential property management services.....		531312-1	12/95	114.299	115.130	120.106	120.218	120.722
Offices of real estate appraisers.....	531320		12/03	118.206	117.769	118.422	116.870	116.870
Primary services.....		531320-P	12/03	120.051	119.608	120.271	118.694	118.694
Real estate appraisal services.....		531320-1	12/95	128.315	127.841	128.549	126.864	126.864
Automotive equipment rental and leasing.....	5321		06/01	165.356	156.528	161.948	154.924	150.784
Passenger car rental and leasing.....	53211		12/03	154.300	142.827	149.898	140.525	135.444
Passenger car rental.....	532111		12/91	226.478	209.637	220.015	206.259	198.801
Primary services.....		532111-P	12/91	225.319	208.564	218.889	205.204	197.784
Standard passenger car rental.....		532111-2	12/91	221.472	199.748	212.711	195.488	185.895
Passenger car rental for business travel.....		532111-211	12/98	101.039	95.769	97.345	92.786	90.720
Passenger car rental for leisure travel.....		532111-221	12/98	231.396	204.829	221.988	201.244	189.296
Replacement passenger car rental.....		532111-3	12/91	266.404	268.248	268.865	268.220	268.920
Truck, utility trailer and RV rental and leasing.....	53212		12/03	141.908	141.383	141.645	141.758	140.862
Truck, utility trailer, and RV rental and leasing.....	532120		06/91	162.899	162.298	162.600	162.730	161.708
Primary services.....		532120-P	06/91	159.387	158.725	159.017	159.127	157.858
Rental of trucks, truck trailers, RVs.....		532120-1	06/91	174.740	172.518	173.356	173.245	169.540
Leasing of trucks, truck trailers, and RVs.....		532120-4	06/91	142.187	142.494	142.444	142.680	142.935
Other receipts.....		532120-SM	06/91	178.558	178.396	178.750	179.010	179.697
Other heavy machinery rental and leasing.....	532412		12/03	131.407	131.899	134.993	135.480	135.244
Primary services.....		532412-P	12/03	118.861	118.860	118.868	118.934	119.243
Construction equipment rental and leasing.....		532412-1	12/03	127.856	127.855	127.868	127.969	128.446
Oilfield and well drilling equipment rental and leasing.....		532412-2	12/03	99.554	99.554	99.554	99.554	99.554
Other receipts.....		532412-SM	12/03	184.732	186.302	196.173	197.599	196.235
Legal services.....	5411		12/96	255.959	256.885	257.431	257.292	256.956
Offices of lawyers.....	54111		12/96	255.959	256.885	257.431	257.292	256.956
Offices of lawyers.....	541110		12/96	255.959	256.885	257.431	257.292	256.956
Primary services.....		541110-P	12/96	255.175	256.098	256.643	256.504	256.169
Labor and employment legal services.....		541110-A	12/14	121.307	121.386	121.851	121.393	121.696
Criminal legal services.....		541110-B	12/14	100.847	100.847	100.847	100.847	100.847
Other legal services.....		541110-C	12/14	117.981	119.060	119.060	119.060	119.060
Real estate legal services.....		541110-2	12/96	244.456	244.456	245.886	244.961	245.145
Civil negligence legal services.....		541110-3	12/96	195.265	195.732	195.684	196.400	197.050
Defendant representation.....		541110-301	12/96	252.647	252.545	252.443	252.666	252.610
Plaintiff representation.....		541110-302	12/96	131.758	132.645	132.645	133.696	134.861
Wills, estate planning, and probate.....		541110-6	12/96	222.320	234.820	234.820	234.820	234.820
Business and commercial legal services.....		541110-9	12/14	145.155	145.192	145.610	145.482	144.941
Tax legal services.....		541110-901	12/14	151.930	151.978	151.846	151.822	151.599
Intellectual property legal services.....		541110-902	12/14	138.553	138.553	140.352	140.863	140.863
Bankruptcy and other business and commercial legal services.....		541110-903	12/14	145.898	145.941	146.154	145.912	145.261
Offices of certified public accountants.....	541211		12/03	131.999	133.336	133.834	132.544	132.623
Primary services.....		541211-P	12/03	134.579	136.027	136.635	135.208	135.217
Other accounting services.....		541211-A	12/08	114.243	115.036	118.118	108.196	108.198
Financial auditing.....		541211-4	06/95	163.483	166.139	165.792	166.709	166.637
Tax preparation and planning.....		541211-5	06/95	175.269	176.961	177.206	178.451	178.579
Bookkeeping and compilation.....		541211-9	12/08	133.506	133.525	133.315	133.575	133.452

See footnotes at end of table.

Table 11. Producer price indexes for net output of selected industries and their products, not seasonally adjusted — Continued
 [December 2022]

Title ¹	Industry code	Product code	Index base	Unadjusted index ²				
				Aug. 2022	Sept. 2022 ^P	Oct. 2022 ^P	Nov. 2022 ^P	Dec. 2022 ^P
Offices of certified public accountants - Continued								
Other accounting services.....	541219		12/03	149.110	148.161	149.006	149.006	149.006
Primary services.....		541219-P	12/03	149.262	148.312	149.158	149.158	149.158
Other accounting services (non-CPA firms).....		541219-1	12/03	149.262	148.312	149.158	149.158	149.158
Architectural, engineering and related services.....	5413		12/96	183.935	183.980	184.284	184.925	184.777
Architectural services.....	54131		12/03	124.192	124.197	124.441	124.687	124.622
Architectural services.....	541310		12/96	149.963	149.968	150.263	150.559	150.482
Primary services.....		541310-P	12/96	153.071	153.078	153.414	153.751	153.662
Residential building projects.....		541310-1	12/96	174.345	174.345	175.490	175.490	175.862
Nonresidential building projects.....		541310-7	12/10	111.218	111.224	111.374	111.678	111.557
Commercial and industrial building projects.....		541310-71	09/19	102.647	102.705	102.785	102.864	102.864
Institutional building projects.....		541310-72	09/19	105.507	105.478	105.685	106.164	105.952
Other architectural services, incl. historic restoration & architectural consulting services.....		541310-8	12/10	142.849	142.849	142.849	142.849	142.494
Engineering services.....	54133		12/03	151.043	151.084	151.327	151.884	151.756
Engineering services.....	541330		12/96	190.679	190.731	191.038	191.741	191.580
Primary services.....		541330-P	12/96	192.171	192.219	192.580	193.343	193.165
Building related engineering projects.....		541330-1	12/96	172.272	172.287	172.546	173.442	173.445
Residential building engineering projects.....		541330-101	12/09	108.526	108.526	108.526	108.526	108.526
Commercial, public, and institutional building engineering projects.....		541330-102	12/09	128.538	128.581	128.617	131.178	131.188
Industrial and manufacturing plant and process engineering projects.....		541330-103	12/09	121.448	121.448	121.714	121.714	121.714
Non-building related engineering projects.....		541330-2	12/96	204.356	204.431	204.868	205.505	205.180
Transportation engineering projects.....		541330-201	12/09	130.781	130.884	131.601	132.143	131.225
Highway and roadway engineering projects.....		541330-20101	12/09	126.556	126.714	127.748	128.125	126.515
Other transportation engineering projects, including mass transit engineering projects.....		541330-20102	12/09	136.775	136.768	137.102	137.865	137.865
Municipal utility and power generation and distribution engineering projects.....		541330-202	12/09	136.567	136.621	136.968	137.541	137.510
All other non-building related engineering projects.....		541330-203	12/09	149.248	149.268	149.290	149.551	149.560
Other receipts.....		541330-SM	12/96	177.363	177.440	177.322	177.544	177.524
Management and technical consulting services.....	5416		06/06	128.063	127.607	126.436	126.651	127.735
Management consulting services.....	54161		06/06	128.064	127.608	126.436	126.652	127.736
Management consulting services.....	541610		06/06	128.070	127.614	126.443	126.658	127.742
Primary services.....		541610-P	06/06	128.199	127.743	126.570	126.786	127.871
Administrative and general management consulting services.....		541610-1	06/06	147.642	147.103	145.813	145.878	147.058
Marketing consulting services.....		541610-3	06/06	67.322	67.322	67.322	67.322	67.322
Process, physical distribution and logistics consulting services.....		541610-4	06/06	109.877	109.749	107.462	108.131	109.953
Human resources consulting services.....		541610-5	06/06	109.437	108.602	108.533	109.548	110.439
Other management consulting services.....		541610-8	06/06	93.144	93.429	92.670	92.931	92.325
Advertising agencies.....	54181		12/03	123.101	123.118	123.131	123.187	123.187
Advertising agencies.....	541810		06/95	149.225	149.247	149.262	149.331	149.331
Primary services.....		541810-P	06/95	152.183	152.207	152.224	152.302	152.302
Advertising agency services.....		541810-4	09/21	108.592	108.609	108.622	108.677	108.677
Advertising creative services billed separately.....		541810-401	06/95	141.780	141.623	141.623	141.676	141.676
Advertising placement services, including bundled placement and creative services.....		541810-402	06/95	161.871	161.958	161.983	162.079	162.079
Other advertising services billed separately.....		541810-403	12/08	102.598	102.598	102.598	102.598	102.598
Other receipts.....		541810-SM	06/95	129.192	129.192	129.192	129.192	129.192
Employment services.....	5613		12/96	158.954	159.199	159.236	159.356	159.176
Employee leasing services.....	56133		12/03	130.394	130.394	130.394	130.583	130.629
Professional employer organizations.....	561330		12/03	130.394	130.394	130.394	130.583	130.629
Primary services.....		561330-P	06/94	168.650	168.650	168.650	168.895	168.955
Co-employment staffing.....		561330-1	06/94	168.650	168.650	168.650	168.895	168.955
Staffing services (except PEOs).....	56138		12/10	134.896	135.238	135.290	135.331	135.050
Staffing services (except PEOs).....	561380		12/10	134.885	135.228	135.279	135.321	135.040
Primary services.....		561380-P	12/10	135.699	136.052	136.104	136.145	135.881
Temporary help services.....		561380-1	06/94	178.159	178.359	178.027	178.360	177.911
Temporary help services, office and clerical.....		561380-101	06/94	181.476	182.569	182.223	182.390	182.933
Temporary help services, light and heavy industrial.....		561380-102	06/94	178.365	178.920	178.346	178.782	180.444
Temporary help services, technical and professional.....		561380-103	06/94	99.710	100.034	100.869	101.894	100.288
Temporary help services, medical.....		561380-104	06/94	227.068	224.420	217.771	211.688	211.723
Temporary help services, other.....		561380-105	06/94	182.117	181.655	181.902	183.657	184.145
Employment placement services.....		561380-2	12/03	139.724	142.856	143.873	142.935	143.587
Executive search services.....		561380-3	12/06	101.675	100.580	105.265	102.690	102.285
Travel agencies.....	56151		12/03	103.295	102.353	102.749	103.048	103.767

See footnotes at end of table.

Table 11. Producer price indexes for net output of selected industries and their products, not seasonally adjusted — Continued
 [December 2022]

Title ¹	Industry code	Product code	Index base	Unadjusted index ²				
				Aug. 2022	Sept. 2022 ^P	Oct. 2022 ^P	Nov. 2022 ^P	Dec. 2022 ^P
Travel agencies - Continued								
Travel agencies.....	561510		12/89	115.726	114.668	115.113	115.448	116.256
Primary services.....		561510-P	12/89	114.810	113.659	114.144	114.509	115.388
Flight bookings.....		561510-1	12/89	93.976	93.680	92.827	93.177	92.255
Domestic flight bookings.....		561510-111	12/89	85.398	85.457	86.046	86.101	85.374
International flight bookings.....		561510-112	12/89	73.913	73.478	71.961	72.399	71.605
Other travel agency services, except flight bookings.....		561510-2	12/89	165.161	163.020	164.653	165.140	167.635
Hotel and car rental bookings.....		561510-211	12/89	168.162	167.783	167.202	168.427	169.509
Hotel bookings.....		561510-2111	12/11	103.694	103.622	104.451	104.847	105.381
Car rental bookings.....		561510-2112	12/11	127.213	126.129	119.825	122.529	124.007
Cruise and tour bookings.....		561510-222	06/02	103.398	97.953	102.602	103.192	110.018
Cruise bookings.....		561510-2221	12/11	105.954	103.273	101.482	106.909	110.581
Packaged tour bookings.....		561510-2222	12/11	95.499	88.972	96.655	94.706	102.729
All other travel agency services.....		561510-233	06/02	126.570	126.570	126.570	126.570	126.120
Security guards and patrol services.....	561612		12/04	146.860	150.599	151.010	150.936	150.863
Primary services.....		561612-P	12/04	146.682	150.416	150.827	150.754	150.680
Security guard services.....		561612-1	12/04	146.682	150.416	150.827	150.754	150.680
Janitorial services.....	56172		12/03	135.029	135.014	134.895	135.207	135.478
Janitorial services.....	561720		12/94	159.730	159.712	159.572	159.940	160.261
Primary services.....		561720-P	12/94	160.661	160.642	160.495	160.882	161.220
Janitorial cleaning services.....		561720-5	12/94	160.661	160.642	160.495	160.882	161.220
Nonresidential cleaning services.....		561720-51	06/03	133.105	133.088	132.951	133.308	133.620
Residential cleaning services.....		561720-52	06/03	166.937	166.937	166.937	166.937	166.937
Waste collection.....	5621		12/03	168.097	169.251	171.255	171.487	171.639
Waste collection.....	56211		12/03	168.098	169.252	171.256	171.487	171.640
Solid waste collection.....	562111		12/03	168.119	169.273	171.277	171.509	171.662
Primary services.....		562111-P	06/93	231.102	232.566	235.388	235.713	236.251
Solid waste collection services.....		562111-2	06/93	231.102	232.566	235.388	235.713	236.251
Offices of physicians.....	6211		12/96	143.006	143.137	143.584	143.746	144.006
Offices of physicians.....	62111		12/96	143.006	143.137	143.584	143.746	144.006
Offices of physicians, except mental health.....	621111		12/93	154.113	154.254	154.736	154.911	155.191
Primary services.....		621111-P	12/93	154.835	154.981	155.483	155.569	155.861
One and two physician practices and single specialty group practices.....		621111-4	12/93	149.368	149.482	149.706	149.816	150.200
General/family practice.....		621111-411	12/93	161.822	161.822	163.919	164.015	164.015
Internal medicine.....		621111-412	12/99	135.719	135.726	135.726	135.938	135.938
General surgery and other surgical specialties.....		621111-413	12/99	117.863	117.863	117.731	117.830	117.830
Pediatrics.....		621111-414	12/93	245.400	245.400	245.400	245.400	245.400
Obstetrics/gynecology.....		621111-415	12/93	145.340	146.967	146.967	146.967	146.967
Other specialty.....		621111-419	12/99	128.362	128.363	128.363	128.363	129.796
Multispecialty group practice.....		621111-5	12/93	179.349	179.607	181.005	181.019	181.035
Offices of dentists.....	6212		06/10	127.180	128.011	127.830	127.830	127.830
Offices of dentists.....	62121		06/10	127.180	128.011	127.830	127.830	127.830
Offices of dentists.....	621210		06/10	127.183	128.014	127.833	127.833	127.833
Primary services.....		621210-P	06/10	127.351	128.188	128.006	128.006	128.006
Dental visits and consultations.....		621210-1	06/10	142.011	142.576	142.093	142.093	142.093
Private insurance patients: dental visits and consultations.....		621210-11	06/14	129.598	130.499	129.728	129.728	129.728
Medicare, Medicaid and all other patients: dental visits and consultations.....		621210-12	06/14	130.850	130.850	130.850	130.850	130.850
Dental surgical intervention services.....		621210-2	06/10	116.378	116.354	116.204	116.204	116.204
Private insurance patients: dental surgical intervention services.....		621210-21	06/14	113.720	113.720	113.470	113.470	113.470
Medicare, Medicaid and all other patients: dental surgical intervention services.....		621210-22	06/14	110.408	110.352	110.352	110.352	110.352
Dental non-surgical intervention services.....		621210-3	06/10	121.424	122.710	122.710	122.710	122.710
Private insurance patients: dental non-surgical intervention services.....		621210-31	06/14	109.451	110.462	110.462	110.462	110.462
Medicare, Medicaid and all other patients: dental non-surgical intervention services.....		621210-32	06/14	118.808	120.270	120.270	120.270	120.270
Medical and diagnostic laboratories.....	6215		12/03	103.323	103.323	103.297	102.934	103.007
Medical and diagnostic laboratories.....	62151		12/03	103.323	103.323	103.297	102.934	103.007
Medical laboratories.....	621511		12/03	101.029	101.029	100.988	100.419	100.534
Primary services.....		621511-P	06/94	120.191	120.191	120.142	119.465	119.602
Medical laboratory services.....		621511-2	06/94	120.191	120.191	120.142	119.465	119.602
Medicare patients.....		621511-23	06/14	77.416	77.416	77.416	77.416	77.416
Medicaid patients.....		621511-24	06/14	95.885	95.885	95.946	95.946	95.946
Private insurance patients.....		621511-25	06/14	98.868	98.868	98.790	97.833	97.833
All other patients.....		621511-26	06/14	102.144	102.144	102.144	102.144	102.787

See footnotes at end of table.

Table 11. Producer price indexes for net output of selected industries and their products, not seasonally adjusted — Continued
 [December 2022]

Title ¹	Industry code	Product code	Index base	Unadjusted index ²				
				Aug. 2022	Sept. 2022 ^p	Oct. 2022 ^p	Nov. 2022 ^p	Dec. 2022 ^p
Medical laboratories - Continued								
Diagnostic imaging centers.....	621512		12/03	106.156	106.156	106.156	106.156	106.156
Primary services.....		621512-P	06/94	111.388	111.388	111.388	111.388	111.388
Diagnostic imaging services.....		621512-4	06/94	111.388	111.388	111.388	111.388	111.388
Medicare and Medicaid patients.....		621512-41	06/14	91.573	91.573	91.573	91.573	91.573
Private insurance and all other patients.....		621512-42	06/14	102.690	102.690	102.690	102.690	102.690
Home health care services.....	6216		12/96	153.605	153.612	155.740	155.740	155.764
Home health care services.....	62161		12/96	153.605	153.612	155.740	155.740	155.764
Home health care services.....	621610		12/96	153.664	153.671	155.801	155.801	155.825
Primary services.....		621610-P	12/96	147.931	147.938	149.851	149.851	149.875
Medicare and Medicaid patients.....		621610-3	12/03	125.805	125.813	127.434	127.434	127.459
Medicare patients.....		621610-31	12/96	138.549	138.549	140.343	140.343	140.343
Medicaid patients.....		621610-32	12/03	134.048	134.064	135.783	135.783	135.837
Private insurance and all other patients.....		621610-4	12/03	141.618	141.618	143.475	143.475	143.475
Private insurance patients.....		621610-41	06/14	105.874	105.874	105.874	105.874	105.874
All other patients.....		621610-42	06/14	138.262	138.262	140.958	140.958	140.958
Other receipts.....		621610-SM	12/96	283.916	283.916	294.005	294.005	294.005
All other ambulatory health care services.....	62199		06/06	125.914	126.057	126.072	127.155	127.221
Blood and organ banks.....	621991		06/06	125.909	126.052	126.066	127.150	127.216
Primary services.....		621991-P	06/06	124.490	124.634	124.649	125.751	125.813
Human blood services.....		621991-1	06/06	113.362	113.575	113.710	113.724	113.836
Human red blood and whole blood services.....		621991-12	06/06	111.924	112.139	112.232	112.382	112.354
Human blood plasma services.....		621991-13	06/06	110.742	111.038	111.191	110.842	111.281
Human blood platelet and other blood services.....		621991-14	06/06	130.041	129.958	130.335	130.603	130.613
Human organ, bone, tissue, and other bank services.....		621991-2	06/06	171.151	170.982	170.462	176.390	176.227
Other receipts.....		621991-SM	06/06	144.645	144.689	144.620	144.118	144.381
Hospitals.....	622		12/92	224.471	224.288	225.338	224.712	225.023
General medical and surgical hospitals.....	6221		12/03	163.003	162.915	163.782	163.272	163.512
General medical and surgical hospitals.....	62211		12/03	162.977	162.888	163.755	163.245	163.485
General medical and surgical hospitals.....	622110		12/92	224.969	224.847	226.044	225.341	225.672
Primary services.....		622110-P	12/92	232.140	232.008	233.301	232.541	232.899
Certain infectious and parasitic diseases.....		622110-201	06/08	131.056	131.056	132.973	132.973	137.564
Neoplasms.....		622110-202	12/17	124.896	124.512	124.106	124.106	126.488
Diseases of the blood & blood-forming organs & certain disorders involving the immune mechanism.....		622110-203	12/17	116.817	116.817	122.945	122.945	122.945
Endocrine, nutritional and metabolic diseases.....		622110-204	12/17	109.762	109.762	109.967	107.166	107.166
Mental and behavioural disorders.....		622110-205	12/17	132.928	132.928	133.395	133.395	129.781
Diseases of the nervous system.....		622110-206	12/17	109.226	108.895	111.202	111.202	111.202
Diseases of the circulatory system.....		622110-209	06/08	130.470	130.472	132.086	132.216	132.131
Diseases of the respiratory system.....		622110-210	12/17	111.694	111.694	112.353	112.353	112.087
Diseases of the digestive system.....		622110-211	06/08	143.935	144.010	144.994	144.894	144.311
Diseases of the skin and subcutaneous tissue.....		622110-212	06/08	114.200	114.200	115.160	115.160	118.294
Diseases of the musculoskeletal system and connective tissue.....		622110-213	06/08	147.047	146.702	147.995	147.914	147.834
Diseases of the genitourinary system.....		622110-214	12/17	106.686	106.686	107.181	111.681	111.966
Pregnancy, childbirth and the puerperium.....		622110-215	06/08	166.774	167.345	167.327	167.549	170.584
Certain conditions originating in the perinatal period.....		622110-216	06/08	139.929	139.929	140.400	144.505	141.227
Symptoms, signs and abnormal clinical and laboratory findings, not elsewhere classified.....		622110-218	12/17	114.750	114.750	113.880	114.113	114.113
Injury, poisoning and certain other consequences of external causes.....		622110-219	12/17	108.869	108.869	108.870	108.562	109.611
Factors influencing health status and contact with health services.....		622110-221	12/17	119.984	119.984	120.907	116.991	116.236
Other diseases.....		622110-223	12/17	112.451	112.451	112.519	112.519	111.328
Psychiatric and substance abuse hospitals.....	6222		12/03	168.122	168.086	167.981	168.416	168.476
Psychiatric and substance abuse hospitals.....	62221		12/03	168.122	168.086	167.981	168.416	168.476
Psychiatric and substance abuse hospitals.....	622210		12/92	198.058	198.015	197.892	198.405	198.475
Primary services.....		622210-P	12/92	198.049	198.006	197.883	198.395	198.466
Psychiatric hospitals.....		622210-3	12/92	204.076	204.028	203.894	204.473	204.552
Medicare patients: psychiatric hospitals.....		622210-31	06/14	120.779	120.433	119.476	121.631	120.954
Medicaid patients: psychiatric hospitals.....		622210-32	06/14	151.041	151.041	151.041	151.844	152.346
Private insurance and all other patients: psychiatric hospitals.....		622210-33	06/14	128.659	128.659	128.659	128.659	128.659
Other specialty hospitals.....	6223		12/03	167.840	166.655	165.660	165.850	165.884
Other specialty hospitals.....	62231		12/03	167.840	166.655	165.660	165.850	165.884
Other specialty hospitals.....	622310		12/92	251.613	249.837	248.347	248.632	248.682
Primary services.....		622310-P	12/92	289.315	287.105	287.007	287.361	287.424
Specialty, except psychiatric and substance abuse, hospitals.....		622310-6	12/92	289.315	287.105	287.007	287.361	287.424

See footnotes at end of table.

Table 11. Producer price indexes for net output of selected industries and their products, not seasonally adjusted — Continued
 [December 2022]

Title ¹	Industry code	Product code	Index base	Unadjusted index ²				
				Aug. 2022	Sept. 2022 ^P	Oct. 2022 ^P	Nov. 2022 ^P	Dec. 2022 ^P
Other specialty hospitals - Continued								
Medicare patients.....		622310-61	06/14	115.880	113.497	112.971	113.161	113.245
Medicaid patients.....		622310-62	06/14	106.892	107.875	108.381	108.942	108.942
Private insurance and all other patients.....		622310-63	06/14	112.285	111.872	111.985	112.036	112.036
Nursing care facilities.....	6231		12/03	168.732	169.051	170.402	170.686	170.941
Nursing care facilities.....	62311		12/03	168.731	169.051	170.401	170.685	170.941
Nursing care facilities.....	623110		12/94	255.988	256.472	258.522	258.953	259.341
Primary services.....		623110-P	12/94	257.018	257.521	259.650	260.098	260.488
Medicare and Medicaid patients.....		623110-1	12/94	244.771	245.540	247.903	248.317	248.072
Medicaid patients.....		623110-101	06/12	138.338	139.033	139.011	139.367	139.146
Medicare patients.....		623110-102	06/12	116.195	116.195	119.220	119.246	119.246
Private insurance and all other patients.....		623110-3	12/94	277.206	277.350	279.184	279.684	280.953
Private insurance patients.....		623110-301	06/14	106.720	106.720	106.720	106.720	106.720
All other patients.....		623110-302	06/14	129.106	129.185	130.192	130.466	131.163
Residential developmental disability homes.....	62321		12/03	209.262	209.108	209.446	209.502	209.602
Residential developmental disability homes.....	623210		12/03	209.255	209.101	209.438	209.495	209.595
Primary services.....		623210-P	12/03	211.003	210.842	211.194	211.254	211.357
Residential intellectual and developmental disability services.....		623210-1	12/03	211.003	210.842	211.194	211.254	211.357
Medicaid patients.....		623210-11	06/14	140.800	140.669	140.956	141.004	141.088
Non-Medicaid patients.....		623210-12	06/14	126.098	126.098	126.098	126.098	126.098
Amusement and theme parks.....	7131		06/06	200.044	202.168	205.844	208.909	211.934
Amusement and theme parks.....	71311		06/06	199.733	201.854	205.524	208.584	211.605
Amusement and theme parks.....	713110		06/06	199.727	201.848	205.516	208.576	211.596
Primary services.....		713110-P	06/06	194.919	197.150	201.486	204.819	208.172
Amusement and theme park admissions.....		713110-1	06/06	205.449	210.308	216.502	221.871	227.691
Amusement and theme park food and beverage sales.....		713110-2	06/06	195.557	195.832	195.727	195.727	195.862
Amusement and theme park merchandise sales, games, and other services.....		713110-3	06/06	154.646	151.507	154.553	155.219	154.660
Other receipts.....		713110-SM	06/06	252.088	253.038	249.590	249.741	249.222
Golf courses and country clubs.....	71391		12/05	148.301	147.933	148.399	151.416	152.885
Golf courses and country clubs.....	713910		12/05	148.301	147.933	148.399	151.418	152.887
Primary services.....		713910-P	12/05	148.288	147.874	148.382	151.728	153.379
Membership dues and fees.....		713910-1	12/05	158.713	158.713	158.571	158.729	158.729
Greens and guest fees.....		713910-2	12/05	123.668	122.081	122.282	134.829	141.158
Food and beverage sales.....		713910-3	12/05	163.169	163.169	165.404	165.818	165.799
Equipment rentals and all other golf services.....		713910-4	12/05	132.099	132.099	132.295	131.017	131.109
Fitness and recreational sports centers.....	71394		12/04	112.311	112.311	113.341	113.341	113.582
Fitness and recreational sports centers.....	713940		12/04	112.314	112.314	113.343	113.343	113.584
Primary services.....		713940-P	12/04	108.306	108.306	109.213	109.213	109.213
Fitness and recreational facility memberships.....		713940-1	12/04	98.379	98.379	99.250	99.250	99.250
Recreational facility admissions, classes, and other fitness center services.....		713940-2	12/04	141.996	141.996	142.983	142.983	142.983
Other receipts.....		713940-SM	12/04	128.901	128.901	130.417	130.417	131.593
Accommodation.....	721		12/96	190.173	189.648	193.682	188.956	183.659
Accommodation.....	7211		12/96	190.174	189.648	193.683	188.956	183.659
Hotels (exc casino hotels) and motels.....	72111		12/03	169.871	166.767	170.693	167.757	161.486
Hotels and motels, except casino hotels.....	721110		12/03	169.885	166.778	170.710	167.771	161.498
Primary services.....		721110-P	12/03	172.361	169.152	173.279	170.243	163.825
Guestroom rental.....		721110-1	12/03	177.406	172.837	178.259	174.079	165.607
Limited service hotels and motels guestroom rental.....		721110-101	06/93	207.944	201.027	196.800	190.993	190.820
Full service hotels and motels guestroom rental.....		721110-102	06/93	277.285	280.444	289.676	272.595	255.436
Luxury and resort hotels guestroom rental.....		721110-103	06/93	260.859	246.301	256.246	258.739	247.030
Hotel and motel food and beverage and related services.....		721110-2	12/03	152.195	153.195	152.906	153.615	153.521
Hotel and motel food and nonalcoholic beverage and related services.....		721110-201	12/03	148.468	149.665	149.317	150.169	150.056
Hotel and motel alcoholic beverage and related services.....		721110-202	12/03	171.700	171.724	171.724	171.724	171.724
Other hotel and motel services.....		721110-5	12/10	151.415	152.292	153.432	153.353	153.366
Other receipts.....		721110-SM1	12/10	172.301	175.172	164.663	167.411	166.565
Casino hotels.....	72112		12/03	126.432	131.799	133.781	127.851	127.668
Casino hotels.....	721120		12/03	126.412	131.779	133.760	127.831	127.648
Primary services.....		721120-P	12/03	127.856	133.323	135.359	129.295	129.130
Casino hotel guestroom rental.....		721120-1	06/01	135.409	144.209	158.458	141.275	141.622
Casino hotel food and beverage and related services.....		721120-2	12/03	206.666	206.565	207.604	207.630	202.304
Casino hotel food and nonalcoholic beverage and related services.....		721120-201	12/03	186.100	185.956	187.441	187.441	179.858
Casino hotel alcoholic beverage and related services.....		721120-202	12/03	265.086	265.086	265.072	265.163	265.163

See footnotes at end of table.

Table 11. Producer price indexes for net output of selected industries and their products, not seasonally adjusted — Continued
 [December 2022]

Title ¹	Industry code	Product code	Index base	Unadjusted index ²				
				Aug. 2022	Sept. 2022 ^p	Oct. 2022 ^p	Nov. 2022 ^p	Dec. 2022 ^p
Casino hotels - Continued								
Casino gaming receipts.....		721120-5	06/01	111.711	117.739	117.459	112.378	112.916
Other casino hotel services.....		721120-6	06/11	103.341	103.341	103.341	103.341	103.341
Other receipts.....		721120-SM1	06/11	130.020	129.971	127.342	130.915	127.885
Commercial machinery repair and maintenance.....	8113		06/06	174.348	175.473	179.217	179.366	179.375
Commercial machinery repair and maintenance.....	81131		06/06	174.368	175.493	179.237	179.386	179.395
Commercial machinery repair and maintenance.....	811310		06/06	174.307	175.432	179.170	179.319	179.329
Primary services.....		811310-P	06/06	159.056	160.531	162.430	162.629	162.629
Maintenance and repair services for agricultural, construction, and mining machinery.....		811310-5	12/13	150.479	152.013	159.294	159.294	159.294
Maintenance and repair services for commercial and service industry machinery.....		811310-6	12/13	136.766	136.766	136.766	137.338	137.338
Maintenance and repair services for industrial machinery.....		811310-7	12/13	115.747	116.798	116.798	116.798	116.798
Maintenance and repair services for general purpose machinery.....		811310-8	12/13	132.678	136.298	136.298	136.524	136.524
Other receipts.....		811310-SM	06/06	212.055	212.135	221.041	221.041	221.077
Special indexes								
New nonresidential building construction by contractor type/region.....	236400		02/14	154.013	154.306	158.525	158.700	158.833
General contractors.....		236400-1	02/14	151.578	151.598	155.335	155.497	155.510
General contractors, Northeast.....		236400-11	02/14	141.861	141.865	145.612	145.448	144.975
General contractors, South.....		236400-12	02/14	154.885	154.885	158.900	158.900	158.900
General contractors, Midwest.....		236400-13	02/14	141.480	141.480	144.319	144.298	144.676
General contractors, West.....		236400-14	02/14	162.402	162.483	166.558	167.378	167.467
Plumbing, heating, and air conditioning contractors.....		236400-221	02/14	136.951	136.184	144.522	145.349	146.551
Plumbing, heating, and air conditioning contractors, Northeast.....		236400-2211	02/14	160.008	160.146	167.542	167.542	171.585
Plumbing, heating, and air conditioning contractors, South.....		236400-2212	02/14	130.463	131.049	140.790	140.790	140.930
Plumbing, heating, and air conditioning contractors, Midwest.....		236400-2213	02/14	129.131	129.104	137.897	138.471	138.485
Plumbing, heating, and air conditioning contractors, West.....		236400-2214	02/14	133.783	129.310	135.816	138.949	140.460
Electrical contractors.....		236400-222	02/14	168.350	169.339	172.235	171.977	171.517
Electrical contractors, Northeast.....		236400-2221	02/14	170.677	173.120	175.416	175.918	176.199
Electrical contractors, South.....		236400-2222	02/14	163.510	164.296	167.450	167.593	167.556
Electrical contractors, Midwest.....		236400-2223	02/14	163.884	164.115	166.734	166.131	164.004
Electrical contractors, West.....		236400-2224	02/14	177.182	177.946	181.214	180.070	179.901
Roofing contractors.....		236400-223	02/14	161.707	161.465	162.564	162.559	162.559
Roofing contractors, Northeast.....		236400-2231	02/14	141.882	141.775	144.337	144.306	144.306
Roofing contractors, South.....		236400-2232	02/14	183.396	183.396	183.903	183.903	183.903
Roofing contractors, Midwest.....		236400-2233	02/14	157.469	156.999	158.798	158.798	158.798
Roofing contractors, West.....		236400-2234	02/14	145.975	145.512	145.730	145.730	145.730
Poured concrete foundation and structure contractors.....		236400-224	02/14	167.310	167.696	169.416	169.692	169.778
Poured concrete foundation and structure contractors, Northeast.....		236400-2241	02/14	153.054	154.531	156.006	155.908	156.382
Poured concrete foundation and structure contractors, South.....		236400-2242	02/14	181.986	182.335	184.074	184.260	184.260
Poured concrete foundation and structure contractors, Midwest.....		236400-2243	02/14	160.234	160.447	162.544	163.186	163.186
Poured concrete foundation and structure contractors, West.....		236400-2244	02/14	161.768	161.768	163.197	163.428	163.508
New nonresidential building construction by region.....	236500		02/14	154.455	154.790	158.895	159.035	159.130
New nonresidential building construction, Northeast.....		236500-1	02/14	158.768	159.852	163.739	163.798	164.322
New nonresidential building construction, South.....		236500-2	02/14	151.405	151.948	156.104	156.141	156.150
New nonresidential building construction, Midwest.....		236500-3	02/14	149.163	149.242	152.852	152.884	152.657
New nonresidential building construction, West.....		236500-4	02/14	160.208	159.872	164.521	164.980	165.165
Nonresidential building maintenance & repair.....	2381MR		04/09	141.331	141.728	142.574	142.608	142.700
General medical and surgical hospitals by patient type.....	62211A							
Medicare patients.....		62211A-2	12/92	185.931	185.931	190.512	190.509	190.703
Medicaid patients.....		62211A-4	12/92	149.832	149.832	149.655	149.655	149.655
Private insurance and all other patients.....		62211A-6	12/92	296.583	296.171	295.011	294.296	295.137
Private insurance patients.....		62211A-61	06/14	129.179	129.126	128.521	128.027	128.410
All other patients.....		62211A-62	06/14	129.477	128.651	128.651	129.274	129.555
Premiums for property and casualty insurance ³	924126		06/98	159.832	160.109	160.084	160.192	161.685
Primary services.....		924126-P	06/98	159.986	160.263	160.238	160.346	161.841
Premiums for private passenger auto insurance.....		924126-1	06/98	189.657	189.908	190.502	190.691	193.655
Premiums for homeowner's insurance.....		924126-2	06/98	219.028	220.126	218.173	218.752	219.440
Premiums for commercial auto insurance.....		924126-3	06/98	119.691	120.088	120.051	120.136	120.128
Premiums for non-auto liability insurance.....		924126-4	06/98	123.057	123.057	123.034	123.034	123.034
Premiums for medical malpractice insurance.....		924126-402	06/98	118.394	118.394	118.270	118.270	118.270
Premiums for product and other non-auto liability insurance.....		924126-403	06/98	123.652	123.652	123.652	123.652	123.652
Premiums for commercial multiple peril insurance.....		924126-5	06/98	136.199	136.594	136.594	136.765	140.243
Premiums for worker's compensation insurance.....		924126-6	06/98	99.279	99.183	99.183	98.502	98.502
Premiums for other property and casualty insurance.....		924126-7	12/03	118.380	118.392	118.350	118.447	118.447

¹ Industry and product class indexes may include products not shown separately.

² All indexes are subject to revision for 4 months after their originally scheduled publication to incorporate late reports and corrections by survey respondents.

³ The special index for 924126, in which prices reflect premiums only, contrasts with the index shown elsewhere in this table for NAICS 524126, where prices reflect premiums plus the amount of investment income earned on the invested portion of the premium.

^p Preliminary

"-" Data not available.

n.e.c. = Not elsewhere classified.

NOTE: Titles of some industries and products are not shown in this table because they fail to meet our publication criteria.

Table 12. Producer price index percentage changes for the net output of selected industries and their products, not seasonally adjusted
 [December 2022]

Title ¹	Industry code	Product code	Unadjusted 12-month percent change ²	Unadjusted 1-month percent change ²				
				Dec. 2021 to Dec. 2022 ^P	July to Aug.	Aug. to Sept. ^P	Sept. to Oct. ^P	Oct. to Nov. ^P
Logging.....	1133		2.3	-0.5	-0.1	-0.5	0.2	-0.3
Logging.....	11331		2.3	-0.5	-0.1	-0.5	0.2	-0.3
Logging.....	113310		2.3	-0.5	-0.1	-0.5	0.2	-0.3
Primary products.....		113310-P	2.3	-0.5	-0.1	-0.5	0.2	-0.3
Secondary products and miscellaneous receipts.....		113310-SM						
Mining								
Total mining industries.....			15.2	6.9	-4.7	-12.5	-4.0	4.9
Oil and gas extraction.....	211		14.8	10.9	-7.9	-19.8	-7.4	10.0
Oil and gas extraction.....	2111		14.8	10.9	-7.9	-19.8	-7.4	10.0
Crude petroleum and natural gas extraction.....	211111		14.5	11.3	-7.7	-18.9	-8.9	8.7
Primary products.....		211111-P	14.5	11.3	-7.7	-18.9	-8.9	8.7
Crude petroleum.....		211111-1	3.3	-6.2	-6.7	2.6	-2.7	-14.9
Natural gas (from the wellhead).....		211111-3	26.5	30.1	-8.5	-35.9	-16.6	43.6
Natural gas liquids extraction.....	211112		16.3	8.7	-9.2	-25.4	2.0	17.2
Primary products.....		211112-P	16.3	8.7	-9.2	-25.4	2.0	17.2
Natural gas liquids.....		211112-1	-9.5	-4.2	-14.6	-14.1	12.7	-12.8
Isopentane and natural gasoline.....		211112-11	-10.8	-9.6	-9.3	5.6	-4.7	-4.2
Propane.....		211112-12	-38.9	-5.6	-11.1	-15.9	2.9	-22.2
Butane.....		211112-13	-32.8	-7.4	-11.7	-8.9	2.8	-9.7
Plant condensate, ethane, gas mixtures, and other natural gas liquids.....		211112-14	12.4	-1.9	-17.3	-18.7	23.0	-12.4
Residue gas shipped from natural gas liquids plants.....		211112-3	46.6	23.4	-4.4	-34.4	-9.1	55.9
Mining (except oil & gas).....	212		20.8	-0.1	0.1	-0.9	0.8	-2.6
Coal mining.....	2121		49.7	-3.0	1.2	0.3	-1.6	-6.9
Coal mining.....	21211		49.7	-3.0	1.2	0.3	-1.6	-6.9
Bituminous coal and lignite surface mining.....	212111		13.3	0.0	2.1	1.3	0.7	0.6
Primary products.....		212111-P	13.9	0.0	2.1	1.3	0.7	0.5
Raw bituminous coal and lignite from surface mining operations.....		212111-1	24.9	0.7	2.4	0.3	-0.2	-0.3
Raw bituminous coal and lignite from surface operations, for use without processing.....		212111-11	-	3.0	1.7	1.1	-0.7	-
Processed bituminous coal and lignite from surface operations.....		212111-3	11.2	-0.3	2.0	1.5	0.9	0.8
Processed bituminous coal and lignite from surface operations (wet-washing or other method).....		212111-31	5.9	0.0	0.0	0.0	0.0	0.0
Processed bituminous coal and lignite (mechanically crushed, screened, or sized only).....		212111-35	14.2	-0.4	3.2	2.4	1.4	1.2
Bituminous coal underground mining.....	212112		95.5	-4.8	0.6	-0.3	-3.1	-11.7
Primary products.....		212112-P	96.8	-4.8	0.6	-0.3	-3.1	-11.7
Processed bituminous coal shipped from underground operations.....		212112-3	96.8	-4.8	0.6	-0.3	-3.1	-11.7
Processed bituminous coal washed by wet-washing, pneumatic, or other methods.....		212112-31	91.0	-3.6	0.8	0.6	0.1	-14.6
Processed bituminous coal mechanically crushed, screened, or sized only.....		212112-32	120.0	-8.8	0.0	-3.4	-14.1	0.0
Secondary products and miscellaneous receipts.....		212112-SM						
Anthracite mining.....	212113		34.8	2.7	4.7	1.2	0.0	0.0
Primary products.....		212113-P	36.0	2.8	4.8	1.2	0.0	0.0
Processed anthracite.....		212113-3	36.0	2.8	4.8	1.2	0.0	0.0
Secondary products and miscellaneous receipts.....		212113-SM2						
Metal ore mining.....	2122		0.9	3.7	-2.0	-3.7	5.5	1.3
Iron ore mining.....	21221		11.9	-1.0	-0.3	0.4	0.0	0.0
Iron ore mining.....	212210		11.9	-1.0	-0.3	0.4	0.0	0.0
Primary products.....		212210-P	11.9	-1.0	-0.3	0.4	0.0	0.0
Iron ore (including crude, concentrates, agglomerates and pellets).....		212210-0	11.9	-1.0	-0.3	0.4	0.0	0.0
Copper, nickel, lead & zinc mining.....	21223		-	10.0	-1.0	-2.7	14.0	-
Copper, nickel, lead and zinc mining.....	212230		-	10.0	-1.0	-2.7	14.0	-
Primary products.....		212230-P	-	11.1	-0.4	-3.6	14.9	-
Secondary products and miscellaneous receipts.....		212230-SM						
Other metal ore mining.....	21229		-	0.0	-2.4	-8.9	-	-
Other metal ore mining.....	212290		-	0.0	-2.4	-8.9	-	-
Primary products.....		212290-P	-	0.0	-2.5	-9.1	-	-
Other metal ores, including uranium.....		212290-1	-	0.0	-2.5	-9.1	-	-

See footnotes at end of table.

Table 12. Producer price index percentage changes for the net output of selected industries and their products, not seasonally adjusted — Continued
 [December 2022]

Title ¹	Industry code	Product code	Unadjusted 12-month percent change ²	Unadjusted 1-month percent change ²					
				Dec. 2021 to Dec. 2022 ^P	July to Aug.	Aug. to Sept. ^P	Sept. to Oct. ^P	Oct. to Nov. ^P	Nov. to Dec. ^P
Other metal ore mining - Continued									
Secondary products and miscellaneous receipts.....		212290-SM2							
Nonmetallic mineral mining & quarrying.....	2123		12.9	0.7	0.5	0.1	-0.1	0.0	
Stone mining & quarrying.....	21231		14.0	0.8	0.2	0.0	0.0	0.1	
Dimension stone mining and quarrying.....	212311		7.0	1.8	0.0	0.0	0.0	0.0	
Primary products.....		212311-P	8.2	2.1	0.0	0.0	0.0	0.0	
Dimension stone.....		212311-0	8.2	2.1	0.0	0.0	0.0	0.0	
Secondary products and miscellaneous receipts.....		212311-SM							
Crushed and broken limestone mining.....	212312		16.0	0.4	0.3	0.0	0.0	0.1	
Primary products.....		212312-P	15.6	0.5	0.3	0.0	0.0	0.1	
Crushed and broken limestone.....		212312-0	15.6	0.5	0.3	0.0	0.0	0.1	
Secondary products and miscellaneous receipts.....		212312-SM							
Crushed and broken granite mining.....	212313		9.3	0.2	0.0	0.0	0.0	0.0	
Primary products.....		212313-P	9.3	0.2	0.0	0.0	0.0	0.0	
Crushed and broken granite.....		212313-0	9.3	0.2	0.0	0.0	0.0	0.0	
Secondary products and miscellaneous receipts.....		212313-SM							
Other crushed and broken stone mining.....	212319		11.2	3.1	0.1	0.0	0.0	0.0	
Primary products.....		212319-P	11.4	3.4	0.1	0.0	0.0	0.1	
Bituminous limestone and sandstone, and other crushed and broken stone.....		212319-0	11.4	3.4	0.1	0.0	0.0	0.1	
Secondary products and miscellaneous receipts.....		212319-SM							
Sand/gravel/clay/refractory minerals mining.....	21232		9.5	0.2	0.3	0.2	-0.1	-0.1	
Construction sand and gravel mining.....	212321		10.2	0.1	-0.1	0.2	-0.1	-0.2	
Primary products.....		212321-P	9.9	0.1	-0.1	0.3	0.0	-0.2	
Construction sand and gravel (run of pit/bank, washed, screened, etc.).....		212321-0	9.9	0.1	-0.1	0.3	0.0	-0.2	
Construction sand and gravel, Midwest.....		212321-02	10.7	0.3	-0.4	0.2	0.0	-0.5	
Construction sand and gravel, West.....		212321-04	8.6	-0.1	0.0	0.4	0.0	0.0	
Secondary products and miscellaneous receipts.....		212321-SM							
Miscellaneous receipts.....		212321-M	7.7	0.0	0.0	0.0	0.0	0.0	
Kaolin and ball clay mining.....	212324		7.6	0.0	3.9	0.0	0.0	0.0	
Primary products.....		212324-P	7.6	0.0	3.9	0.0	0.0	0.0	
Kaolin and ball clay.....		212324-0	7.6	0.0	3.9	0.0	0.0	0.0	
Clay, ceramic, and refractory minerals mining.....	212325		14.2	1.5	-0.1	0.6	-0.1	0.0	
Primary products.....		212325-P	14.3	1.5	-0.1	0.6	0.0	0.0	
Bentonite.....		212325-5	18.3	0.0	0.0	0.9	0.0	0.0	
Secondary products and miscellaneous receipts.....		212325-SM							
Other nonmetallic mineral mining & quarrying.....	21239		15.8	1.3	1.4	0.4	-0.3	0.1	
Potash, soda, and borate mineral mining.....	212391		22.4	-0.3	1.4	0.7	-0.1	0.1	
Primary products.....		212391-P	22.5	-0.3	1.4	0.7	-0.1	0.1	
Secondary products and miscellaneous receipts.....		212391-SM1							
Other chemical and fertilizer mineral mining.....	212393		0.2	3.7	0.0	0.0	0.1	0.0	
Primary products.....		212393-P	0.2	3.7	0.0	0.0	0.1	0.0	
Rock salt.....		212393-3	-	3.9	0.0	0.0	0.1	-	
Secondary products and miscellaneous receipts.....		212393-SM							
All other nonmetallic mineral mining.....	212399		9.5	4.7	2.3	-0.4	-0.9	0.0	
Primary products.....		212399-P	9.5	4.7	2.3	-0.4	-0.9	0.0	
All other nonmetallic minerals.....		212399-A	9.5	4.7	2.3	-0.4	-0.9	0.0	
Mining support activities.....	213		11.1	0.8	2.2	0.2	0.4	-0.1	
Mining support activities.....	2131		11.1	0.8	2.2	0.2	0.4	-0.1	
Mining support activities.....	21311		11.1	0.8	2.2	0.2	0.4	-0.1	
Drilling oil and gas wells.....	213111		19.0	0.0	6.5	0.3	0.6	1.2	
Primary services.....		213111-P	19.0	0.0	6.5	0.3	0.6	1.2	
Oil and gas well directional drilling control.....		213111-03	29.5	0.4	0.1	2.9	0.4	12.3	
Drilling oil and gas wells, including drilling in, spudding in or tailing in.....		213111-04	19.7	0.0	8.3	0.0	0.6	0.0	
Reworking oil and gas wells.....		213111-05	7.7	0.0	0.8	0.0	0.8	0.0	
Support activities for oil and gas operations.....	213112		8.3	1.2	1.0	0.2	0.3	-0.5	
Primary services.....		213112-P	8.0	1.3	1.1	0.2	0.3	-0.1	
Oil and gas field support services.....		213112-0	8.0	1.3	1.1	0.2	0.3	-0.1	
Secondary products and miscellaneous receipts.....		213112-SM							

See footnotes at end of table.

Table 12. Producer price index percentage changes for the net output of selected industries and their products, not seasonally adjusted — Continued
 [December 2022]

Title ¹	Industry code	Product code	Unadjusted 12-month percent change ²	Unadjusted 1-month percent change ²				
			Dec. 2021 to Dec. 2022 ^P	July to Aug.	Aug. to Sept. ^P	Sept. to Oct. ^P	Oct. to Nov. ^P	Nov. to Dec. ^P
Support activities for oil and gas operations - Continued								
Support activities for coal mining.....	213113		4.1	-1.4	0.5	0.0	1.6	0.0
Primary services.....		213113-P	4.1	-1.4	0.5	0.0	1.6	0.0
Coal mining services.....		213113-0	4.1	-1.4	0.5	0.0	1.6	0.0
Support activities for metal mining.....	213114		31.2	0.0	0.0	0.0	0.0	-2.4
Primary services.....		213114-P	31.2	0.0	0.0	0.0	0.0	-2.4
Metal mining services.....		213114-0	31.2	0.0	0.0	0.0	0.0	-2.4
Support activities for nonmetallic minerals (except fuels) mining.....	213115		-	0.0	0.0	-	-	-
Primary services.....		213115-P	-	0.0	0.0	-	-	-
Nonmetallic minerals (except fuels) mining support activity.....		213115-0	-	0.0	0.0	-	-	-
Utilities.....	221		26.8	3.8	-1.6	-12.3	-5.0	15.3
Electric power generation, transmission, and distribution.....	2211		32.4	3.9	-2.3	-14.2	-5.6	18.6
Electric power generation.....	22111		80.1	-7.2	3.9	-27.8	-7.6	54.1
Electric power generation.....	221110		80.1	-7.2	3.9	-27.8	-7.6	54.1
Primary products.....		221110-P	83.9	-7.7	4.2	-28.3	-7.6	56.3
Utilities.....		221110-4	17.9	2.1	5.6	-27.2	-7.9	5.8
Non-utilities.....		221110-5	166.7	-16.2	2.7	-29.6	-7.4	112.7
Secondary products and miscellaneous receipts.....		221110-SM						
Electric power transmission, control, and distribution.....	22112		12.7	10.9	-5.7	-6.2	-4.7	2.9
Electric bulk power transmission and control.....	221121		3.3	0.4	1.6	-0.6	0.6	-0.5
Primary products.....		221121-P	3.3	0.4	1.6	-0.6	0.6	-0.5
Electric bulk power transmission and control.....		221121-3	3.3	0.4	1.6	-0.6	0.6	-0.5
Electric power distribution.....	221122		13.1	11.4	-6.0	-6.4	-4.9	3.1
Primary products.....		221122-P	12.4	1.7	0.1	-3.6	-3.0	0.9
Residential electric power.....		221122-41	12.3	1.6	-0.4	-1.5	-1.5	0.4
New England.....		221122-411	23.4	0.0	0.0	7.9	0.0	1.1
Middle Atlantic.....		221122-412	18.1	5.4	1.8	1.9	-3.2	2.5
East North Central.....		221122-413	5.5	0.9	0.5	-7.7	0.3	2.4
West North Central.....		221122-414	6.3	1.5	0.3	-5.8	-5.0	-3.1
South Atlantic.....		221122-415	10.7	0.1	0.8	-1.9	-1.1	0.6
East South Central.....		221122-416	7.7	5.2	-7.6	-2.0	-0.9	1.3
West South Central.....		221122-417	19.4	2.8	-1.6	-2.3	-2.4	-2.4
Mountain.....		221122-418	4.6	0.0	-1.4	0.5	-3.2	0.1
Pacific.....		221122-419	13.6	-0.1	0.0	0.1	0.0	0.0
Commercial electric power.....		221122-42	13.2	2.0	0.1	-5.1	-4.1	0.8
New England.....		221122-421	21.1	0.0	0.0	1.2	0.0	1.2
Middle Atlantic.....		221122-422	19.7	7.4	-0.7	-6.9	-6.5	4.7
East North Central.....		221122-423	5.7	0.2	0.7	-8.0	-0.5	2.7
West North Central.....		221122-424	5.0	2.6	0.4	-2.6	-5.1	-5.8
South Atlantic.....		221122-425	10.4	0.2	1.1	-0.5	-0.1	0.9
East South Central.....		221122-426	8.0	7.2	-3.5	-6.4	-2.2	2.2
West South Central.....		221122-427	17.4	0.2	2.1	-3.1	-5.1	-3.3
Mountain.....		221122-428	8.2	0.0	-2.3	0.5	-2.5	0.1
Pacific.....		221122-429	16.8	0.0	0.1	-10.4	-9.0	0.0
Industrial electric power.....		221122-43	11.0	1.3	1.1	-5.7	-4.7	2.1
New England.....		221122-431	88.4	-1.1	-0.3	6.6	15.0	31.5
Middle Atlantic.....		221122-432	5.2	-0.5	2.8	-1.2	-4.6	-7.4
East North Central.....		221122-433	-11.2	-0.2	0.4	-13.3	0.3	1.4
West North Central.....		221122-434	6.3	3.6	-4.9	-5.8	-7.2	-0.1
South Atlantic.....		221122-435	8.5	0.3	1.0	0.7	-0.4	0.3
East South Central.....		221122-436	11.5	3.3	2.0	-11.1	-1.9	2.5
West South Central.....		221122-437	19.4	2.2	3.1	-1.1	0.6	-2.2
Mountain.....		221122-438	10.9	5.1	4.8	-0.1	-28.0	3.9
Pacific.....		221122-439	15.0	0.0	0.1	-11.9	-10.5	0.0
Transportation electric power.....		221122-45	1.0	-0.1	0.7	-5.2	-0.5	0.4
Secondary products and miscellaneous receipts.....		221122-SM						
Miscellaneous receipts.....		221122-M	-0.6	0.0	0.1	0.0	-0.4	-1.3
Natural gas distribution.....	2212		6.1	3.4	1.9	-3.5	-2.3	2.4
Natural gas distribution.....	22121		6.1	3.4	1.9	-3.5	-2.3	2.4
Natural gas distribution.....	221210		6.1	3.4	1.9	-3.5	-2.3	2.4
Primary products.....		221210-P	5.2	3.7	2.1	-3.7	-2.5	3.3

See footnotes at end of table.

Table 12. Producer price index percentage changes for the net output of selected industries and their products, not seasonally adjusted — Continued
 [December 2022]

Title ¹	Industry code	Product code	Unadjusted 12-month percent change ²	Unadjusted 1-month percent change ²				
				Dec. 2021 to Dec. 2022 ^P	July to Aug.	Aug. to Sept. ^P	Sept. to Oct. ^P	Oct. to Nov. ^P
Natural gas distribution - Continued								
Natural gas to ultimate consumers.....		221210-11	4.5	4.3	2.4	-4.3	-2.9	3.3
Residential natural gas.....		221210-112	16.2	2.2	2.8	-1.8	-1.5	2.2
New England residential natural gas.....		221210-1121	15.6	-7.1	12.8	1.9	9.0	-1.5
Middle Atlantic residential natural gas.....		221210-1122	10.8	1.5	0.0	2.7	-0.1	1.2
East North Central residential natural gas.....		221210-1123	18.3	3.4	0.4	-2.3	-3.1	1.2
West North Central residential natural gas.....		221210-1124	12.5	5.7	8.0	-9.2	-4.6	8.3
South Atlantic residential natural gas.....		221210-1125	12.4	-2.1	9.4	-2.0	-6.1	-0.7
East South Central residential natural gas.....		221210-1126	-6.1	-16.5	8.1	2.3	-6.9	-5.9
West South Central residential natural gas.....		221210-1127	17.4	10.6	0.9	-3.1	-2.5	-0.9
Mountain residential natural gas.....		221210-1128	31.5	2.6	0.2	3.3	-0.2	-0.1
Pacific residential natural gas.....		221210-1129	21.5	4.7	1.8	-6.6	1.1	10.7
Commercial natural gas.....		221210-113	21.9	4.7	2.8	-3.7	-1.6	4.2
New England commercial natural gas.....		221210-1131	20.2	-10.6	17.0	2.1	9.7	-2.6
Middle Atlantic commercial natural gas.....		221210-1132	13.5	4.8	0.8	-5.3	-0.5	3.0
East North Central commercial natural gas.....		221210-1133	27.3	6.2	1.1	-2.2	-1.1	2.9
West North Central commercial natural gas.....		221210-1134	19.6	10.1	5.0	-12.4	-5.5	13.0
South Atlantic commercial natural gas.....		221210-1135	15.2	-0.4	6.7	-1.2	-9.4	1.9
East South Central commercial natural gas.....		221210-1136	10.5	-4.5	6.3	-3.7	-8.1	-3.4
West South Central commercial natural gas.....		221210-1137	13.4	13.0	-3.5	-0.5	-6.5	-1.3
Mountain commercial natural gas.....		221210-1138	43.5	4.0	0.0	4.9	-0.2	-0.1
Pacific commercial natural gas.....		221210-1139	31.4	7.2	4.3	-10.3	5.8	17.2
Industrial natural gas.....		221210-114	19.6	10.5	3.6	-7.0	-2.8	3.9
New England industrial natural gas.....		221210-1141	21.8	-13.4	21.6	3.0	9.0	-3.0
Middle Atlantic industrial natural gas.....		221210-1142	30.4	7.2	0.7	17.8	-1.2	2.5
East North Central industrial natural gas.....		221210-1143	16.5	17.1	0.9	-11.6	-1.2	7.3
West North Central industrial natural gas.....		221210-1144	19.7	5.1	8.4	-4.5	-4.4	7.8
South Atlantic industrial natural gas.....		221210-1145	11.8	0.2	9.4	-3.6	-4.2	0.9
East South Central industrial natural gas.....		221210-1146	17.1	-6.4	4.4	1.8	-5.8	-1.5
West South Central industrial natural gas.....		221210-1147	17.9	19.2	1.8	-13.7	-9.3	2.2
Mountain industrial natural gas.....		221210-1148	16.9	5.2	0.2	0.8	0.0	0.0
Pacific industrial natural gas.....		221210-1149	29.8	5.7	5.3	-6.5	12.1	7.9
To electric power.....		221210-115	-12.4	5.6	1.5	-6.8	-4.9	4.3
Delivered to ultimate consumers for the account of others (transportation only).....		221210-12	9.5	-0.2	0.4	-0.1	0.0	3.2
Industrial consumer.....		221210-122	13.7	0.6	1.0	0.4	-0.2	0.5
Other consumers.....		221210-123	7.1	-0.6	0.0	-0.4	0.2	4.9
Secondary products and miscellaneous receipts.....		221210-SM						
Miscellaneous receipts.....		221210-M	1.8	0.2	0.2	-1.1	0.4	0.6
Construction industries								
New industrial building construction.....	236211		20.8	0.1	0.1	2.9	0.2	-0.1
Primary products.....		236211-P	20.8	0.1	0.1	2.9	0.2	-0.1
New warehouse building construction.....	236221		20.9	0.0	0.3	2.0	0.3	-0.2
Primary products.....		236221-P	20.9	0.0	0.3	2.0	0.3	-0.2
New school building construction.....	236222		17.9	0.1	0.3	3.3	0.0	-0.1
Primary products.....		236222-P	17.9	0.1	0.3	3.3	0.0	-0.1
New office building construction.....	236223		19.6	0.2	0.1	2.4	0.0	0.3
Primary products.....		236223-P	19.6	0.2	0.1	2.4	0.0	0.3
New health care building construction.....	236224		18.1	0.1	0.1	3.3	0.1	0.1
Primary products.....		236224-P	18.1	0.1	0.1	3.3	0.1	0.1
Concrete contractors, nonresidential building work.....	23811X		10.9	0.7	0.2	1.0	0.2	0.3
Primary products.....		23811X-P	10.9	0.7	0.2	1.0	0.2	0.3
Roofing contractors, nonresidential building work.....	23816X		20.5	0.1	0.2	1.8	0.0	0.3
Primary products.....		23816X-P	20.5	0.1	0.2	1.8	0.0	0.3
Electrical contractors, nonresidential building work.....	23821X		12.2	0.2	0.4	1.1	-0.1	-0.2
Primary products.....		23821X-P	12.2	0.2	0.4	1.1	-0.1	-0.2
Plumbing, heating and air-conditioning contractors, nonresidential building work.....	23822X		14.7	-0.3	0.1	3.4	0.2	0.3
Primary products.....		23822X-P	14.7	-0.3	0.1	3.4	0.2	0.3
Manufacturing								
Total manufacturing industries.....			7.9	-2.0	0.2	0.8	-0.5	-3.3
Food mfg.....	311		10.8	-0.1	-0.2	-0.6	0.8	-0.8

See footnotes at end of table.

Table 12. Producer price index percentage changes for the net output of selected industries and their products, not seasonally adjusted — Continued
 [December 2022]

Title ¹	Industry code	Product code	Unadjusted 12-month percent change ²	Unadjusted 1-month percent change ²				
				Dec. 2021 to Dec. 2022 ^P	July to Aug.	Aug. to Sept. ^P	Sept. to Oct. ^P	Oct. to Nov. ^P
Food mfg - Continued								
Animal food mfg.	3111		12.7	0.6	0.4	-1.0	0.1	-0.3
Animal food mfg.	31111		12.7	0.6	0.4	-1.0	0.1	-0.3
Dog and cat food manufacturing.	311111		13.1	0.8	0.0	0.0	0.8	0.1
Primary products.		311111-P	14.6	0.9	0.0	0.0	0.9	0.1
Dog food.		311111-1	15.0	1.0	0.0	0.0	1.3	0.1
Canned dog food.		311111-11	22.8	1.4	0.0	0.0	0.1	0.0
Dry and semi moist dog food.		311111-14	11.9	0.7	0.0	0.1	1.8	0.2
Cat food.		311111-4	13.5	0.9	0.0	0.0	0.0	0.0
Canned cat food.		311111-44	18.8	0.9	0.0	0.0	0.0	0.0
Dry and semi moist cat food.		311111-45	5.2	1.0	0.0	0.0	0.1	0.0
Secondary products and miscellaneous receipts.		311111-SM						
Miscellaneous receipts.		311111-M1	3.4	0.0	0.0	0.0	0.2	0.0
Other animal food manufacturing.	311119		12.4	0.4	0.6	-1.7	-0.5	-0.5
Primary products.		311119-P	12.5	0.4	0.6	-1.7	-0.3	-0.5
Complete swine feed, supplements, concentrates, and premixes.		311119-B	-12.7	-3.1	-1.7	-2.8	-0.1	-3.9
Complete beef cattle feed, supplements, concentrates, and premixes.		311119-H	11.0	5.8	-2.3	0.4	0.0	-2.8
Poultry, exc. chicken and turkey, and livestock, exc. cattle and swine, feed.		311119-N	11.7	0.1	1.4	0.2	0.2	0.2
Pet (excluding dog and cat), laboratory, and fur animal feed.		311119-R	13.4	0.9	1.8	0.1	-0.4	0.6
Chicken and turkey feed, supplements, concentrates, and premixes.		311119-1	17.0	0.2	0.6	-3.2	-0.9	-0.4
Complete dairy cattle feed, supplements, concentrates, and premixes.		311119-5	22.5	1.7	2.3	-1.0	0.2	1.7
Other prepared animal feeds, including feeding materials and adjuncts.		311119-9	15.2	-3.4	1.3	-0.8	0.0	-0.9
Secondary products and miscellaneous receipts.		311119-SM						
Miscellaneous receipts.		311119-M	10.9	1.0	1.2	-1.3	-3.3	-0.5
Secondary products.		311119-S	8.6	0.2	0.0	0.1	-0.1	0.4
Grain & oilseed milling.	3112		13.5	-0.5	0.8	-1.4	0.9	-1.2
Flour milling & malt mfg.	31121		13.1	-1.9	3.0	2.5	0.3	-0.9
Flour milling.	311211		10.6	-3.1	3.5	3.0	0.2	-1.8
Primary products.		311211-P	11.2	-3.1	3.5	3.2	0.3	-1.6
Prepared flour mixes, including refrigerated and frozen doughs and batters, made in flour mills.		311211-A	18.9	-0.4	4.5	0.0	0.1	0.5
Wheat flour (except flour mixes), made in flour mills.		311211-1	8.1	-3.2	3.3	2.7	0.7	-2.9
Wheat mill products, except flour.		311211-4	46.3	2.4	3.4	16.0	1.9	8.3
Corn mill products.		311211-7	20.0	-5.5	5.1	9.3	-1.1	0.2
Other grain mill products.		311211-9	-1.6	-4.3	3.1	-7.0	-2.2	-0.9
Secondary products and miscellaneous receipts.		311211-SM						
Miscellaneous receipts.		311211-M	5.5	-1.4	2.8	-0.3	-2.5	-8.8
Rice milling.	311212		22.8	1.9	2.1	1.4	0.7	1.9
Primary products.		311212-P	22.8	1.9	2.1	1.4	0.7	1.9
Milled rice and byproducts.		311212-0	22.8	1.9	2.1	1.4	0.7	1.9
Milled rice (incl second heads, screenings, brewers, bran, sharps, rice flour, and byproducts).		311212-04	17.5	1.7	2.5	0.9	1.6	1.5
Head rice not packaged with other ingredients.		311212-06	23.5	1.9	1.7	1.6	0.6	0.7
Malt manufacturing.	311213		11.2	0.2	-0.1	0.0	-0.1	0.1
Primary products.		311213-P	11.4	0.2	-0.1	0.0	-0.1	0.1
Malt and malt byproducts.		311213-0	11.4	0.2	-0.1	0.0	-0.1	0.1
Secondary products and miscellaneous receipts.		311213-SM1						
Starch & vegetable fats & oils mfg.	31122		13.7	0.0	-0.1	-3.2	1.0	-1.6
Wet corn milling.	311221		8.9	0.0	0.2	-0.2	-1.5	-0.2
Primary products.		311221-P	13.3	0.1	0.2	-0.2	-1.6	-0.3
Wet process corn byproducts.		311221-A	25.2	-2.0	-2.0	1.4	1.6	-0.2
Corn sweeteners, made by wet milling.		311221-1	13.2	2.0	0.9	-0.6	-5.4	-1.4
Manufactured starch, made by wet milling.		311221-4	3.6	0.7	-2.8	1.1	-1.0	0.2
Secondary products and miscellaneous receipts.		311221-SM						
Soybean and other oilseed processing.	311224		15.0	0.4	0.4	-4.3	1.6	-1.9
Primary products.		311224-P	9.7	1.6	-0.1	-3.0	3.7	-3.5
Cottonseed cake, meal, hulls, and other byproducts.		311224-B	23.8	1.8	9.9	8.1	-0.3	-4.7
Cottonseed cake and meal.		311224-B1	29.7	3.3	14.1	11.5	-0.8	-7.0
Soybean oil.		311224-3	9.2	1.0	-1.9	-1.8	7.7	-8.2
Crude soybean oil, degummed, made from soybeans crushed in the same establishment.		311224-31	5.3	0.0	-2.2	0.7	2.6	-0.4
Soybean oil, all other types.		311224-32	11.1	1.4	-1.7	-2.8	10.0	-11.4

See footnotes at end of table.

Table 12. Producer price index percentage changes for the net output of selected industries and their products, not seasonally adjusted — Continued
 [December 2022]

Title ¹	Industry code	Product code	Unadjusted 12-month percent change ²	Unadjusted 1-month percent change ²				
			Dec. 2021 to Dec. 2022 ^P	July to Aug.	Aug. to Sept. ^P	Sept. to Oct. ^P	Oct. to Nov. ^P	Nov. to Dec. ^P
Soybean and other oilseed processing - Continued								
Soybean cake, meal, and other byproducts.....		311224-4	10.4	2.9	1.1	-5.2	1.7	-0.3
Soybean cake and meal.....		311224-41	7.5	2.5	-0.9	-3.6	-1.4	1.3
Other soybean products, including isolates and concentrates.....		311224-42	46.5	8.0	22.8	-19.1	34.0	-13.4
Cotton linters.....		311224-7	87.7	16.2	0.8	4.5	0.1	0.4
Other crude and refined vegetable oils and other vegetable mill products.....		311224-9	2.7	-1.7	-0.5	0.8	-1.5	0.0
Other crude vegetable oils, including linseed, peanut, sunflower, safflower, etc.....		311224-91	1.3	-1.5	-0.5	1.1	-0.9	0.0
Other vegetable oil mill products, including all oil seed cake and meal.....		311224-93	7.0	-0.6	1.5	1.0	-2.7	0.2
Secondary products and miscellaneous receipts.....		311224-SM						
Miscellaneous products.....		311224-M	40.9	2.8	3.5	-0.1	-3.5	-2.3
Fats and oils refining and blending.....	311225		13.8	-0.5	-1.1	-3.0	2.5	-2.7
Primary products.....		311225-P	12.7	-0.8	-1.2	-3.3	2.8	-3.5
Shortening and cooking oils.....		311225-2	12.7	-1.3	-1.3	-3.7	3.1	-3.9
Margarine, butter blends, and butter substitutes.....		311225-4	-	3.9	-0.5	0.0	-	-
Secondary products and miscellaneous receipts.....		311225-SM						
Secondary products.....		311225-S	-	2.2	0.0	-0.9	-	-
Breakfast cereal manufacturing.....	31123		12.8	0.0	0.9	-0.3	1.5	0.0
Breakfast cereal manufacturing.....	311230		12.8	0.0	0.9	-0.3	1.5	0.0
Primary products.....		311230-P	11.8	0.0	0.0	0.0	1.8	0.0
Breakfast cereal.....		311230-1	11.8	0.0	0.0	0.0	1.8	0.0
Secondary products and miscellaneous receipts.....		311230-SM						
Sugar & confectionery product mfg.....	3113		10.7	1.0	1.1	0.7	0.9	0.0
Sugar mfg.....	31131		10.6	1.4	3.3	0.5	0.0	0.9
Beet sugar manufacturing.....	311313		11.4	0.3	8.7	0.0	-1.5	0.7
Primary products.....		311313-P	11.6	0.3	8.8	0.0	-1.5	0.7
Beet sugar.....		311313-0	11.6	0.3	8.8	0.0	-1.5	0.7
Secondary products and miscellaneous receipts.....		311313-SM1						
Cane sugar manufacturing.....	311314		10.2	2.0	0.0	0.8	1.0	1.1
Primary products.....		311314-P	10.2	2.0	0.0	0.9	0.9	1.0
Raw cane sugar and sugarcane mill products and byproducts.....		311314-1	14.3	3.3	0.0	1.5	0.4	1.2
Refined granulated cane sugar and byproducts.....		311314-3	7.5	1.1	0.0	0.4	1.3	0.9
Secondary products and miscellaneous receipts.....		311314-SM						
Nonchocolate confectionery mfg.....	31134		7.6	1.2	0.0	0.5	0.9	0.0
Nonchocolate confectionery manufacturing.....	311340		7.6	1.2	0.0	0.5	0.9	0.0
Primary products.....		311340-P	7.6	1.3	0.1	0.4	0.9	0.1
Nonchocolate-type confectioneries, made and packaged for shipment.....		311340-1	10.3	1.8	0.0	0.5	1.0	0.1
Other confectionery-type products.....		311340-7	9.3	0.0	1.4	0.0	0.0	0.0
Secondary products and miscellaneous receipts.....		311340-SM						
Secondary products.....		311340-S	8.3	0.5	0.0	1.5	1.1	-0.5
Chocolate and confectionery manufacturing.....	31135		12.4	0.8	0.4	1.0	1.4	-0.6
Chocolate and confectionery mfg. from cacao.....	311351		16.0	1.5	2.2	2.0	1.2	0.0
Primary products.....		311351-P	16.9	1.7	1.7	2.2	1.3	0.0
Chocolate coatings, made from cacao beans.....		311351-1	-	1.2	1.0	4.1	1.1	0.3
Chocolate/chocolate-type confectionery products, made from cacao beans.....		311351-4	3.8	0.0	2.1	0.5	0.0	0.0
Other chocolate and cocoa products, made from cacao beans.....		311351-7	24.7	3.7	1.9	2.5	2.6	-0.2
Secondary products and miscellaneous receipts.....		311351-SM1						
Confectionery mfg. from purchased chocolate.....	311352		10.7	0.5	-0.5	0.6	1.6	-0.9
Primary products.....		311352-P	10.5	0.5	-0.6	0.7	1.8	-1.1
Chocolate/confectionery products, made from purchased chocolate, not retailed.....		311352-1	10.7	0.2	-0.6	0.7	1.9	-1.2
Chocolate/confectionery products, made from purchased chocolate, retailed.....		311352-2	7.1	5.0	0.0	0.5	0.0	0.0
Secondary products and miscellaneous receipts.....		311352-SM						
Miscellaneous receipts.....		311352-M	4.6	0.0	0.0	0.0	0.0	0.0
Fruit & vegetable preserving & specialty food mfg.....	3114		19.1	0.7	2.2	0.7	1.3	0.2
Frozen food manufacturing.....	31141		20.4	0.8	3.7	0.4	2.0	0.0
Frozen fruit and vegetable manufacturing.....	311411		22.8	1.2	4.4	1.5	3.3	0.1
Primary products.....		311411-P	19.2	1.3	5.4	0.3	2.6	0.0
Frozen fruits, juices, ades, drinks, and cocktails.....		311411-1	0.6	-0.4	-0.3	-2.3	4.7	0.0
Frozen fruits.....		311411-11	-8.5	0.6	-0.5	-5.3	-1.9	0.0
Frozen vegetables.....		311411-4	25.0	1.8	6.9	0.9	2.1	0.1

See footnotes at end of table.

Table 12. Producer price index percentage changes for the net output of selected industries and their products, not seasonally adjusted — Continued
 [December 2022]

Title ¹	Industry code	Product code	Unadjusted 12-month percent change ²	Unadjusted 1-month percent change ²				
			Dec. 2021 to Dec. 2022 ^P	July to Aug.	Aug. to Sept. ^P	Sept. to Oct. ^P	Oct. to Nov. ^P	Nov. to Dec. ^P
Frozen fruit and vegetable manufacturing - Continued								
Frozen vegetables, other than potato products.....		311411-47	15.7	0.4	1.3	1.0	1.0	0.1
Frozen potato products (French-fried, patties, puffs, etc.).....		311411-48	32.4	2.9	11.2	0.9	3.0	0.0
Secondary products and miscellaneous receipts.....		311411-SM						
Miscellaneous receipts.....		311411-M	78.9	0.0	-4.7	13.7	10.3	0.0
Frozen specialty food manufacturing.....	311412		18.3	0.4	3.3	-0.4	0.9	-0.1
Primary products.....		311412-P	18.4	0.4	3.3	-0.3	0.8	0.0
Frozen dinners (beef, pork, and poultry pies) and nationality foods, incl. frozen pizza.....		311412-1	14.7	0.4	3.4	-0.4	1.0	0.0
Other frozen specialties, incl. all whipped topping, waffles, soups, etc., excluding seafood.....		311412-4	36.9	0.1	2.8	0.0	0.2	0.0
Secondary products and miscellaneous receipts.....		311412-SM						
Secondary products.....		311412-S	21.5	1.3	3.8	-3.2	4.7	-2.3
Fruit & vegetable canning, pickling & drying.....	31142		18.2	0.7	1.2	0.8	0.8	0.3
Fruit and vegetable canning.....	311421		19.2	1.1	1.4	0.8	1.3	0.3
Primary products.....		311421-P	19.3	0.8	1.4	0.9	1.3	0.3
Canned catsup and other tomato based sauces.....		311421-D	21.3	0.6	2.5	1.9	1.1	0.1
Canned jams, jellies, and preserves.....		311421-G	8.4	0.1	0.0	0.0	0.0	-0.1
Canned and fresh fruit juices, nectars, and concentrates.....		311421-K	13.6	-0.2	0.6	1.0	1.3	-0.1
Pickles and other pickled products, including horseradish.....		311421-Q	14.0	0.1	0.0	0.7	0.6	0.0
Canned fruits, excluding baby foods.....		311421-1	18.8	-0.7	0.3	0.6	0.3	0.2
Canned vegetables.....		311421-5	28.4	4.5	2.4	0.3	2.5	1.7
Secondary products and miscellaneous receipts.....		311421-SM						
Miscellaneous receipts.....		311421-M	17.6	-0.6	1.3	1.6	3.2	-6.0
Secondary products.....		311421-S	18.3	5.7	1.0	-0.2	1.0	1.4
Specialty canning.....	311422		21.1	-0.2	0.0	0.0	0.1	0.2
Primary products.....		311422-P	24.5	-0.3	0.0	0.0	0.1	0.2
Canned baby foods and other canned specialty/nationality foods.....		311422-5	16.8	-3.5	0.0	0.0	0.0	0.0
Canned soups and stews, excluding frozen and seafood.....		311422-6	29.6	0.0	0.0	0.0	0.0	0.0
Canned dry beans.....		311422-7	13.0	1.3	0.0	0.0	0.5	1.2
Secondary products and miscellaneous receipts.....		311422-SM						
Secondary products.....		311422-S	-	0.0	-	-	-	-
Dried and dehydrated food manufacturing.....	311423		10.7	0.4	2.3	2.0	-0.2	0.4
Primary products.....		311423-P	10.1	0.4	2.6	2.3	-0.4	0.5
Soup mixes (including dried/dehydrated/freeze-dried) and bouillon.....		311423-1	-	-4.5	4.1	6.7	-4.6	0.0
Dried and dehydrated fruits and vegetables, including freeze-dried.....		311423-5	13.9	2.0	2.5	1.4	0.9	0.8
Secondary products and miscellaneous receipts.....		311423-SM						
Dairy product mfg.....	3115		13.7	-1.1	-0.4	0.4	0.0	-0.4
Dairy product (except frozen) mfg.....	31151		13.7	-1.4	-0.5	0.4	0.0	-0.4
Fluid milk manufacturing.....	311511		14.5	-0.2	-1.4	0.3	1.4	-0.4
Primary products.....		311511-P	13.8	-0.4	-1.6	-0.1	1.5	-0.6
Yogurt, except frozen.....		311511-A	12.3	0.4	0.0	1.1	0.0	0.0
Perishable dairy product substitutes.....		311511-D	-2.4	0.0	0.0	0.1	0.0	6.7
Fluid milk and cream, bulk sales.....		311511-1	25.0	0.6	-0.6	1.6	0.2	-1.5
Fluid milk and related products, packaged (incl. cartons, bottles, cans, etc.) excl. U.H.T.....		311511-5	13.8	-0.9	-2.5	-0.9	2.4	-1.2
Whole fluid milk, packaged, excluding U.H.T. and flavored.....		311511-51	12.8	-1.2	-2.8	-1.0	2.4	-1.8
Fluid milk, lowfat, incl. 2.0, 1.0, and 0.5 percent packaged, excl. U.H.T. and flavored.....		311511-52	10.0	-1.6	-3.1	-1.4	2.6	-1.0
Fat free or skim milk, packaged, excluding U.H.T. and flavored.....		311511-53	5.7	-1.8	-3.8	-2.1	3.0	-0.1
Other fluid milk related products, incl. heavy & light cream, unflavored sour cream, etc.....		311511-59	31.7	1.8	0.3	0.9	1.5	-1.0
Cottage cheese (including bakers', pot, and farmers' cheese).....		311511-7	8.7	0.1	-0.2	-0.4	1.1	-1.6
Other packaged milk products incl. flavored milks, eggnog, buttermilk etc.....		311511-9	10.9	-0.7	-1.7	-0.2	1.9	-0.4
Secondary products and miscellaneous receipts.....		311511-SM						
Miscellaneous receipts.....		311511-M	17.3	0.7	-1.0	2.3	0.6	-0.5
Secondary products.....		311511-S	16.9	0.3	0.0	1.7	1.0	1.1
Creamery butter manufacturing.....	311512		36.0	0.9	6.6	0.5	-9.0	-4.0
Primary products.....		311512-P	36.0	0.9	6.6	0.5	-9.0	-4.0
Creamery butter.....		311512-0	36.0	0.9	6.6	0.5	-9.0	-4.0
Cheese manufacturing.....	311513		13.5	-3.7	0.0	2.5	-0.1	0.2
Primary products.....		311513-P	13.4	-4.1	-0.6	3.1	-0.5	0.6
Raw liquid whey.....		311513-A	-5.7	-2.2	-0.7	-0.3	-14.4	-6.9

See footnotes at end of table.

Table 12. Producer price index percentage changes for the net output of selected industries and their products, not seasonally adjusted — Continued
 [December 2022]

Title ¹	Industry code	Product code	Unadjusted 12-month percent change ²	Unadjusted 1-month percent change ²				
				Dec. 2021 to Dec. 2022 ^P	July to Aug.	Aug. to Sept. ^P	Sept. to Oct. ^P	Oct. to Nov. ^P
Cheese manufacturing - Continued								
Natural cheese (cheddar, Swiss, Italian, brick, cream, grated, dried etc.) excl. cottage cheese.....		311513-1	13.4	-3.8	-0.7	2.9	-0.3	1.2
Natural cheese, except lowfat, shipped in consumer packages or containers (3 lbs. or less).....		311513-1111	10.6	0.5	0.5	-0.1	-0.3	0.1
Natural cheese, except lowfat, shipped in packages or containers (more than 3 lbs.) or bulk.....		311513-1121	16.2	-6.8	-1.7	5.2	-0.4	2.0
Lowfat natural cheese, except cottage cheese, shipped in consumer packages (3 lbs. or less).....		311513-1131	5.5	0.0	1.3	0.1	0.0	0.0
Lowfat natural cheese, except cottage cheese, shipped in packages (more than 3 lbs.) or in bulk.....		311513-1141	14.9	-9.1	-3.0	8.0	-1.1	3.5
Process cheese and related products.....		311513-4	13.0	-5.9	-0.6	4.1	-1.2	-1.9
Process cheese, shipped in consumer packages or containers (3 lbs. or less)...		311513-41	9.9	-5.3	1.0	4.0	-2.1	-1.9
All other process cheese and related products.....		311513-49	15.6	-6.4	-1.7	4.2	-0.4	-1.9
Process cheese, shipped in packages or containers (more than 3 lbs.) or in bulk.....		311513-4921	20.9	-2.1	-6.0	-1.9	6.6	-0.7
Cheese food, spread, and other related products.....		311513-4961	9.6	-11.4	3.9	11.5	-7.8	-3.2
Secondary products and miscellaneous receipts.....		311513-SM						
Miscellaneous receipts.....		311513-M	11.7	0.4	-0.3	1.5	0.8	-1.8
Secondary products.....		311513-S	14.1	-1.7	3.7	-1.2	2.3	-2.0
Dry, condensed, and evaporated dairy products.....	311514		8.4	-0.4	-1.0	-3.1	-0.8	-0.8
Primary products.....		311514-P	-0.5	-0.9	-2.2	-4.9	-0.3	-0.9
Ice cream mixes and related products.....		311514-A	16.1	1.9	-1.2	0.0	-0.4	-1.8
Dairy product substitutes.....		311514-D	11.2	0.0	0.0	0.0	4.1	0.0
Dry milk products and mixtures.....		311514-1	-8.3	-1.8	-3.0	-8.4	-1.2	-0.6
Milk products, shipped in consumer-type cans, excluding substitutes.....		311514-5	11.3	0.1	-0.4	0.4	0.2	-1.7
Concentrated milk products shipped in bulk (barrels, drums, and tanks).....		311514-7	10.2	2.7	-6.9	-1.1	-5.6	0.1
Secondary products and miscellaneous receipts.....		311514-SM						
Secondary products.....		311514-S	48.0	1.5	2.8	2.4	-2.0	-0.8
Ice cream and frozen dessert mfg.....	31152		12.3	2.9	0.4	0.2	0.3	-0.1
Ice cream and frozen dessert manufacturing.....	311520		12.3	2.9	0.4	0.2	0.3	-0.1
Primary products.....		311520-P	12.5	2.9	0.5	0.2	0.4	-0.1
Ice cream and frozen dessert manufacturing.....		311520-0	12.5	2.9	0.5	0.2	0.4	-0.1
Ice cream, incl. custards (excl. lowfat and nonfat) shipped in bulk (containers 3 gal or more).....		311520-01	12.1	-0.1	0.0	-0.1	0.0	0.0
Ice cream, incl. custards (excl. lowfat and nonfat) shipped in sizes less than 3 gallons.....		311520-02	11.9	4.1	0.7	0.2	0.8	0.0
Ice cream, including custards (excluding lowfat and nonfat), novelty forms.....		311520-03	17.8	2.7	0.6	0.5	0.1	-0.3
Ice cream, including custards, lowfat and nonfat.....		311520-04	11.2	2.4	0.0	0.0	0.0	0.0
Other frozen desserts (yogurt, sherbet, water ices, mellorine, frozen pudding, gelato, etc.).....		311520-05	8.1	1.7	0.3	0.0	0.0	0.0
Secondary products and miscellaneous receipts.....		311520-SM						
Miscellaneous receipts.....		311520-M	9.4	5.6	0.0	0.0	0.0	0.0
Animal slaughtering & processing.....	31161		-1.0	-0.7	-3.1	-3.7	1.1	-3.0
Animal, except poultry, slaughtering.....	311611		-2.1	-0.6	-2.4	-2.7	2.0	0.2
Primary products.....		311611-P	-3.4	-0.6	-2.6	-2.8	2.2	0.2
Pork, fresh/frozen, unprocessed, all cuts, except sausage, made in slaughtering plants.....		311611-A	-0.6	1.5	-2.9	-0.2	0.2	-3.5
Pork, processed or cured, not canned or made into sausage, made in slaughtering plants.....		311611-G	20.3	1.8	21.5	-1.8	-3.3	3.0
Fresh and processed sausage, deli, and cooked meats, made in slaughtering plants.....		311611-J	10.5	-0.1	0.4	-0.6	2.3	-3.1
Hides, skins, and pelts, made in slaughtering plants.....		311611-Q	-14.6	-1.2	0.8	3.8	-7.9	-0.4
Miscellaneous byproducts of slaughtering plants.....		311611-R	10.9	0.7	-0.9	2.2	2.7	-5.5
Beef, fresh or frozen, not canned or made into sausage, made in slaughtering plants.....		311611-1	-7.9	-1.6	-4.4	-4.6	2.9	2.0
Beef, fresh/frozen whole/half carcass, not canned or made into sausage, misp...		311611-10	-4.3	-1.7	-5.7	0.9	13.9	-11.5
Beef, fresh/frozen variety meats, not canned or made into sausage, made in slaughtering plants.....		311611-16	6.7	-0.9	2.8	0.0	4.8	-3.2
Beef, fresh/frozen, primal and subprimal cuts, made in slaughtering plants.....		311611-17	-8.7	-1.6	-4.7	-5.2	2.1	3.3
Lamb/mutton, fresh or frozen, not canned or made into sausage, made in slaughtering plants.....		311611-7	62.0	-1.1	-0.9	0.0	77.7	-0.2
Secondary products and miscellaneous receipts.....		311611-SM						
Miscellaneous receipts.....		311611-M	-	-1.9	-	-	-	-
Secondary products.....		311611-S	31.2	1.6	3.0	0.2	-1.7	1.7
Meat processed from carcasses.....	311612		4.9	2.7	0.1	-0.3	-0.7	-0.9
Primary products.....		311612-P	4.4	2.9	0.0	-0.3	-0.8	-0.9

See footnotes at end of table.

Table 12. Producer price index percentage changes for the net output of selected industries and their products, not seasonally adjusted — Continued
 [December 2022]

Title ¹	Industry code	Product code	Unadjusted 12-month percent change ²	Unadjusted 1-month percent change ²				
				Dec. 2021 to Dec. 2022 ^P	July to Aug.	Aug. to Sept. ^P	Sept. to Oct. ^P	Oct. to Nov. ^P
Meat processed from carcasses - Continued								
Other processed, frozen, or cooked meats, made from purchased carcasses.....		311612-A	0.7	0.9	-0.2	-1.2	-0.8	-0.4
Boxed meat (beef, pork, lamb, etc.), made from purchased carcasses.....		311612-A1	5.0	1.5	2.1	1.7	-0.8	0.3
Frozen ground meat patties and other processed, frozen, or cooked meats, mfpc.....		311612-A5	-1.3	0.7	-1.3	-2.6	-0.9	-0.7
Pork, processed or cured, not canned or made into sausage, mfpc.....		311612-1	4.1	3.6	-0.6	1.8	-1.9	-1.3
Pork, sweet-pickled, dry-cured, or dry salt, not canned or made into sausage, mfpc.....		311612-11	1.1	0.1	0.5	-0.3	-0.5	0.0
Smoked hams and picnics, excluding canned, made from purchased carcasses.....		311612-12	15.7	13.1	-4.6	8.1	0.8	0.4
Smoked slab bacon, made from purchased carcasses.....		311612-13	-8.4	1.5	-0.7	-4.0	-2.5	-3.1
Smoked sliced bacon, made from purchased carcasses.....		311612-14	-8.9	-1.4	0.9	-0.8	-6.1	-3.7
Other smoked pork, not canned or made into sausage, made from purchased carcasses.....		311612-15	13.4	-1.0	2.4	0.6	-0.1	-0.8
Boiled ham, barbecue pork, and other cooked pork, except canned meats and sausage, mfpc.....		311612-16	28.2	1.2	5.0	-2.4	2.3	0.3
Sausage and similar products, excluding canned, made from purchased carcasses.....		311612-4	4.8	4.5	-0.8	-1.9	-0.1	-1.8
Fresh sausage (pork sausage, breakfast links, etc.), excluding canned, mfpc....		311612-41	9.8	13.8	-1.1	-3.1	-0.1	-4.2
Dry or semidry sausage (salami, cervelat, pepperoni, summer sausage, pork roll, etc), mfpc.....		311612-42	0.5	1.0	-0.7	-2.4	-0.3	-1.5
Frankfurters, including wieners, excluding canned, made from purchased carcasses.....		311612-43	5.3	0.5	-0.4	-1.1	0.0	-0.4
Other sausage (smoked or cooked) & jellied goods & similar preparations, excluding canned, mfpc.....		311612-44	4.9	1.5	-0.8	0.1	0.3	0.0
Secondary products and miscellaneous receipts.....		311612-SM						
Secondary products.....		311612-S	16.6	1.5	1.0	0.2	0.4	-0.6
Rendering and meat byproduct processing.....	311613		28.0	2.0	0.6	-4.4	-1.1	0.4
Primary products.....		311613-P	28.9	2.1	0.2	-4.4	-1.0	0.6
Lard, inedible tallow, and other greases, excluding wool grease.....		311613-2	20.6	-0.3	0.4	1.5	0.5	-4.2
Animal and marine feed and fertilizer byproducts.....		311613-5	35.0	3.8	0.1	-8.2	-2.0	4.1
Meat and bone meal.....		311613-51	94.1	1.4	-8.7	-11.5	3.1	5.3
Animal and marine feed and fertilizer byproducts, except meat and bone meal..		311613-52	12.5	5.6	6.7	-6.1	-5.1	3.4
Secondary products and miscellaneous receipts.....		311613-SM						
Poultry processing.....	311615		-5.9	-3.3	-6.6	-7.7	1.6	-9.6
Primary products.....		311615-P	-6.0	-3.4	-6.7	-7.8	1.6	-9.7
Processed poultry and small game (except soups), containing 20 percent or more poultry or meat.....		311615-D	-22.4	-3.5	-15.0	-12.4	11.8	-26.7
Young chickens, including bulk, chilled, frozen, whole, and in parts.....		311615-1	-7.0	-4.8	-3.8	-8.3	-3.5	-2.4
Turkeys (including frozen, whole, and parts).....		311615-7	36.0	1.8	0.8	1.2	0.0	-0.3
Other poultry and small game (including frozen), whole, and parts.....		311615-9	23.7	0.6	0.1	-0.5	7.2	0.3
Secondary products and miscellaneous receipts.....		311615-SM						
Secondary products.....		311615-S	1.5	-3.4	0.3	1.5	-5.0	0.3
Seafood product preparation & packaging.....	3117		4.7	-1.2	0.7	0.1	-0.5	-0.5
Seafood product preparation and packaging.....	31171		4.7	-1.2	0.7	0.1	-0.5	-0.5
Seafood product preparation and packaging.....	311710		4.7	-1.2	0.7	0.1	-0.5	-0.5
Primary products.....		311710-P	4.0	-1.3	0.8	0.2	-0.5	-0.6
Seafood canning.....		311710-1	-2.0	0.0	2.5	0.0	0.0	0.0
Fresh and frozen seafood processing.....		311710-2	5.2	-1.5	0.5	0.2	-0.6	-0.7
Prepared fresh fish/seafood, inc. surimi/surimi-based products.....		311710-21	10.1	-0.9	2.6	-0.4	-0.3	0.7
Prepared frozen fish.....		311710-22	12.4	0.6	0.3	-1.5	1.0	-2.4
Prepared frozen shellfish.....		311710-23	-9.3	-5.8	-1.1	2.2	-1.9	-0.8
Other prepared fresh and frozen seafood.....		311710-24	13.3	1.6	0.1	3.3	-4.3	3.2
Secondary products and miscellaneous receipts.....		311710-SM						
Miscellaneous receipts.....		311710-M	15.5	0.9	-1.8	-1.1	-0.2	0.7
Bakeries & tortilla mfg.....	3118		16.2	1.4	1.4	0.6	1.2	0.0
Bread & bakery product mfg.....	31181		17.0	1.7	0.8	0.5	1.5	0.1
Retail bakeries.....	311811		12.8	1.7	0.2	1.0	0.0	0.6
Primary products.....		311811-P	12.7	1.7	0.2	1.0	0.0	0.7
Retail bakery products.....		311811-0	12.7	1.7	0.2	1.0	0.0	0.7
Secondary products and miscellaneous receipts.....		311811-SM						
Miscellaneous receipts.....		311811-M	9.3	0.0	0.0	0.0	0.0	0.0
Commercial bakeries.....	311812		18.8	1.9	1.1	0.4	2.0	0.1
Primary products.....		311812-P	16.5	2.2	1.0	0.1	2.4	0.1
Bread (white, wheat, rye, etc.), including frozen.....		311812-1	16.2	3.2	1.2	-0.7	1.0	1.1

See footnotes at end of table.

Table 12. Producer price index percentage changes for the net output of selected industries and their products, not seasonally adjusted — Continued
 [December 2022]

Title ¹	Industry code	Product code	Unadjusted 12-month percent change ²	Unadjusted 1-month percent change ²				
				Dec. 2021 to Dec. 2022 ^P	July to Aug.	Aug. to Sept. ^P	Sept. to Oct. ^P	Oct. to Nov. ^P
Commercial bakeries - Continued								
White pan bread.....		311812-15	19.8	4.5	1.4	-0.8	0.6	0.4
White hearth bread (French, Italian, etc.).....		311812-16	9.9	2.5	1.0	-0.4	0.9	0.1
Dark wheat breads (whole wheat, cracked wheat, multigrain, etc.).....		311812-17	13.4	3.7	0.6	-0.9	0.6	1.4
Other variety breads (rye, unleavened, raisin, potato, self-rising, salt-free, canned, etc.).....		311812-18	15.7	0.5	1.4	-0.5	2.5	2.8
Rolls, bread-type (including muffins, bagels, and croissants), including frozen.....		311812-5	16.3	1.9	1.6	0.0	6.1	-1.0
Rolls, hamburger and wiener.....		311812-51	19.5	3.1	2.7	-0.6	8.7	0.6
All other rolls, bread-type (incl. muffins, bagels, and croissants).....		311812-59	13.0	0.7	0.5	0.6	3.4	-2.8
Soft cakes, excluding frozen.....		311812-7	12.8	0.0	0.2	0.2	-0.8	-0.4
Other sweet goods, excluding frozen.....		311812-9	20.5	0.5	-0.1	3.7	0.9	-0.1
Secondary products and miscellaneous receipts.....		311812-SM						
Miscellaneous receipts.....		311812-M	26.5	0.1	0.0	2.2	0.9	-0.4
Secondary products.....		311812-S	52.2	-0.4	2.7	2.5	-1.4	0.0
Frozen cakes and other pastries manufacturing.....	311813		10.4	0.3	-0.4	1.1	0.0	0.1
Primary products.....		311813-P	10.6	0.2	-0.5	0.9	-0.1	0.1
Frozen cakes, pies, and other pastries.....		311813-0	10.6	0.2	-0.5	0.9	-0.1	0.1
Secondary products and miscellaneous receipts.....		311813-SM						
Secondary products.....		311813-S	11.7	0.6	0.2	2.9	0.5	0.1
Cookie, cracker & pasta mfg.....	31182		14.9	0.5	2.3	0.5	0.5	-0.3
Cookie and cracker manufacturing.....	311821		6.5	0.1	0.3	0.1	0.0	0.0
Primary products.....		311821-P	6.4	0.1	0.2	0.0	0.0	0.0
Crackers, biscuits, and related products.....		311821-2	0.2	0.0	0.0	0.0	0.0	0.0
Crackers, biscuits, and related products.....		311821-24	0.2	0.0	0.0	0.0	0.0	0.0
Cookies, wafers, and ice cream cones and cups (excluding frozen).....		311821-4	11.3	0.1	0.3	0.0	0.0	0.0
Secondary products and miscellaneous receipts.....		311821-SM						
Secondary products.....		311821-S	8.3	0.0	3.0	1.7	0.0	0.0
Dry pasta, dough, and flour mixes manufacturing from purchased flour.....	311824		22.0	0.8	3.8	0.9	0.9	-0.5
Primary products.....		311824-P	23.2	0.9	3.8	1.4	-0.1	0.0
Prepared flour mixes (incl refrigerated & frozen doughs & batters) made from purchased flour.....		311824-1	24.5	1.4	5.1	0.7	0.5	0.0
Flour mixes (refrigerated & frozen doughs & batters), ex cake mixes, made from purchased flour.....		311824-12	25.0	1.5	4.9	0.8	0.6	0.0
Dry macaroni, spaghetti and egg noodle products (excluding canned or frozen).....		311824-3	20.4	0.0	1.1	3.0	-1.5	0.0
Secondary products and miscellaneous receipts.....		311824-SM						
Secondary products.....		311824-S	17.9	0.9	0.2	-0.5	1.0	0.0
Tortilla mfg.....	31183		15.6	5.5	3.2	2.1	2.3	0.0
Tortilla manufacturing.....	311830		15.6	5.5	3.2	2.1	2.3	0.0
Primary products.....		311830-P	17.9	6.8	3.4	2.3	2.7	0.0
Tortillas, sold in bulk or packages, excluding frozen or canned.....		311830-0	17.9	6.8	3.4	2.3	2.7	0.0
Secondary products and miscellaneous receipts.....		311830-SM						
Miscellaneous receipts.....		311830-M	8.1	0.2	4.5	1.7	0.0	0.0
Secondary products.....		311830-S	4.7	-0.1	1.2	0.7	0.0	0.0
Other food manufacturing.....	3119		19.9	0.2	1.1	2.9	1.0	1.0
Snack food mfg.....	31191		12.0	0.1	0.5	0.9	1.0	-0.4
Roasted nuts and peanut butter manufacturing.....	311911		0.7	0.3	0.7	0.0	-0.4	-1.2
Primary products.....		311911-P	0.0	0.3	0.4	0.0	-0.5	-1.3
Nuts and seeds (salted, roasted, cooked, or blanched).....		311911-1	-1.0	0.1	0.5	0.0	-0.5	-1.4
Nuts (salted, roasted, cooked, or blanched), sold in bulk.....		311911-11	-6.4	-0.4	0.5	-1.4	-1.1	-3.5
Canned nuts (salted, roasted, cooked, or blanched).....		311911-12	3.7	0.0	0.3	1.0	2.7	-2.9
All other packaged nuts, including all types of seeds (salted, roasted, cooked, or blanched).....		311911-13	0.8	0.5	0.7	0.5	-1.9	1.4
Peanut butter.....		311911-4	6.3	2.0	-0.5	-0.1	-0.5	-0.5
Secondary products and miscellaneous receipts.....		311911-SM						
Secondary products.....		311911-S	15.7	0.1	6.8	0.0	0.0	-0.4
Other snack food manufacturing.....	311919		17.5	0.0	0.5	1.2	1.6	0.0
Primary products.....		311919-P	16.0	0.0	0.5	1.4	1.8	0.0
Potato chips and sticks, plain and flavored.....		311919-1	16.1	0.0	1.3	2.7	1.8	-0.1
Corn chips and related products.....		311919-4	19.4	0.0	0.1	1.0	3.2	0.0
Other chips, sticks (hard pretzels, bacon rinds, popcorn (except candied), etc.).....		311919-7	11.5	0.0	0.0	0.0	0.0	0.0
Secondary products and miscellaneous receipts.....		311919-SM						
Coffee & tea mfg.....	31192		17.9	1.7	3.2	0.9	0.6	0.3

See footnotes at end of table.

Table 12. Producer price index percentage changes for the net output of selected industries and their products, not seasonally adjusted — Continued
 [December 2022]

Title ¹	Industry code	Product code	Unadjusted 12-month percent change ²	Unadjusted 1-month percent change ²					
				Dec. 2021 to Dec. 2022 ^P	July to Aug.	Aug. to Sept. ^P	Sept. to Oct. ^P	Oct. to Nov. ^P	Nov. to Dec. ^P
Coffee & tea mfg - Continued									
Coffee and tea manufacturing.....	311920		17.9	1.8	3.2	0.9	0.6	0.3	
Primary products.....		311920-P	18.3	1.9	3.5	1.0	0.6	0.4	
Roasted coffee.....		311920-1	20.3	2.3	4.2	1.0	0.7	0.4	
Coffee, concentrated, including coffee substitutes.....		311920-5	13.3	0.2	0.0	0.0	0.0	0.0	
Tea in consumer packages.....		311920-7	6.9	0.0	0.0	1.2	0.4	0.0	
Secondary products and miscellaneous receipts.....		311920-SM							
Miscellaneous receipts.....		311920-M	18.1	0.0	0.0	0.0	0.0	0.0	
Flavoring syrup & concentrate mfg.....	31193		9.5	0.1	0.1	0.9	0.0	-0.1	
Flavoring syrup and concentrate manufacturing.....	311930		9.5	0.1	0.1	0.9	0.0	-0.1	
Primary products.....		311930-P	10.3	0.1	0.0	1.0	0.0	0.1	
Liquid beverage bases, excluding use by soft drink bottlers.....		311930-1	6.4	2.2	0.0	0.0	0.0	1.8	
Soft drink flavoring syrup, sold in bulk.....		311930-6	3.9	0.0	0.0	0.0	0.0	0.0	
Other flavoring agents (except chocolate syrups).....		311930-8	11.3	0.0	0.0	1.1	0.0	0.0	
Secondary products and miscellaneous receipts.....		311930-SM							
Secondary products.....		311930-S	1.7	0.0	0.0	0.0	0.0	-2.2	
Seasoning & dressing mfg.....	31194		9.2	0.4	2.1	0.6	0.6	0.3	
Mayonnaise, dressing, and sauce manufacturing.....	311941		14.6	0.3	4.4	0.7	1.3	0.0	
Primary products.....		311941-P	13.1	0.3	5.0	0.6	0.3	0.0	
Vinegar and cider.....		311941-1	8.4	0.7	0.0	0.0	0.0	0.0	
Prepared sauces, excluding tomato-based sauces and sauces comprised of 20 percent or more meat.....		311941-4	14.9	0.9	4.0	2.0	0.6	0.0	
Mayonnaise, salad dressings, and sandwich spreads.....		311941-7	12.6	0.0	5.9	0.0	0.2	0.0	
Spoon-type salad dressing incl. mayonnaise, sandwich spreads, refrigerated dressings, semisolid.....		311941-75	8.2	0.0	2.3	0.0	0.4	0.0	
Pourable-type salad dressing (reduced calorie, cheese, vinegar and oil, etc.)....		311941-76	17.8	0.0	9.9	0.0	0.0	0.0	
Secondary products and miscellaneous receipts.....		311941-SM							
Miscellaneous receipts.....		311941-M	10.0	0.0	0.0	0.0	0.0	0.0	
Secondary products.....		311941-S	23.4	0.6	2.0	1.2	6.2	0.1	
Spice and extract manufacturing.....	311942		4.7	0.4	0.1	0.4	0.1	0.6	
Primary products.....		311942-P	4.2	0.3	0.1	0.4	0.1	0.6	
Table salt (evaporated), pepper (white and black), and other spices.....		311942-1	7.8	1.1	-0.2	0.2	0.3	1.4	
Pepper and other spices in commercial sizes (1 lb or more).....		311942-16	1.5	1.4	1.3	-0.5	1.1	3.7	
Flavoring extracts, emulsions, liquid flavors, and food colorings.....		311942-6	0.0	0.0	0.0	0.0	0.0	0.0	
Dry mix food preparations.....		311942-7	8.5	0.0	0.4	1.3	0.0	1.0	
Secondary products and miscellaneous receipts.....		311942-SM							
All other food mfg.....	31199		48.0	-0.3	0.4	9.3	1.7	3.9	
Perishable prepared food manufacturing.....	311991		23.3	1.2	1.8	8.1	5.9	2.1	
Primary products.....		311991-P	24.3	1.0	1.8	8.8	6.3	2.3	
Perishable prepared foods.....		311991-0	24.3	1.0	1.8	8.8	6.3	2.3	
Secondary products and miscellaneous receipts.....		311991-SM							
Miscellaneous receipts.....		311991-M	6.0	0.0	0.3	0.3	0.1	0.6	
All other miscellaneous food manufacturing.....	311999		70.7	-1.3	-0.5	10.1	-0.9	5.2	
Primary products.....		311999-P	81.2	-1.8	-0.9	11.5	-0.7	5.7	
All other miscellaneous manufactured foods.....		311999-0	81.2	-1.8	-0.9	11.5	-0.7	5.7	
Secondary products and miscellaneous receipts.....		311999-SM							
Beverage & tobacco mfg.....	312		9.9	2.3	0.9	0.2	1.2	-0.3	
Beverage mfg.....	3121		10.1	2.6	1.1	0.3	0.8	-0.5	
Soft drink & ice mfg.....	31211		12.5	4.8	2.0	-0.2	0.2	-0.9	
Soft drink manufacturing.....	312111		11.7	5.5	2.1	-0.4	0.2	-1.2	
Primary products.....		312111-P	11.7	6.0	2.3	-0.7	0.3	-1.6	
Soft drinks, non-carbonated.....		312111-A	7.2	12.1	3.4	-1.5	0.2	-5.3	
Soft drinks, non-carbonated, all other types.....		312111-A3	9.7	0.8	4.1	1.1	0.9	0.0	
Soft drinks, non-carbonated, fruit drinks, cocktails, ades.....		312111-A4	4.9	23.5	2.9	-3.7	-0.3	-10.0	
Soft drinks, bottled, canned, glass, plastic, carbonated.....		312111-2	13.7	3.5	1.7	-0.3	0.3	0.1	
Secondary products and miscellaneous receipts.....		312111-SM							
Miscellaneous receipts.....		312111-M	12.0	1.2	2.1	2.7	-1.4	2.2	
Secondary products.....		312111-S	10.6	4.4	0.5	-0.3	0.3	0.1	
Bottled water manufacturing.....	312112		19.0	-0.1	1.1	0.1	0.0	1.1	
Primary products.....		312112-P	19.6	-0.1	1.1	0.1	0.0	1.1	
Bottled water.....		312112-0	19.6	-0.1	1.1	0.1	0.0	1.1	

See footnotes at end of table.

Table 12. Producer price index percentage changes for the net output of selected industries and their products, not seasonally adjusted — Continued
 [December 2022]

Title ¹	Industry code	Product code	Unadjusted 12-month percent change ²	Unadjusted 1-month percent change ²				
			Dec. 2021 to Dec. 2022 ^P	July to Aug.	Aug. to Sept. ^P	Sept. to Oct. ^P	Oct. to Nov. ^P	Nov. to Dec. ^P
Bottled water manufacturing - Continued								
Secondary products and miscellaneous receipts.....		312112-SM						
Miscellaneous receipts.....		312112-M	—	0.0	0.2	0.0	0.0	—
Secondary products.....		312112-S2	25.4	-2.5	0.8	-0.2	0.0	0.0
Ice manufacturing.....	312113		19.8	0.1	0.0	7.2	1.1	5.2
Primary products.....		312113-P	19.9	0.1	0.0	7.4	1.1	5.4
Ice, manufactured (cubed, crushed, etc.), including can or block.....		312113-0	19.9	0.1	0.0	7.4	1.1	5.4
Secondary products and miscellaneous receipts.....		312113-SM						
Miscellaneous receipts.....		312113-M	12.2	0.3	0.3	0.3	0.0	0.0
Breweries.....	31212		6.8	0.2	0.1	0.9	0.5	0.0
Breweries.....	312120		6.8	0.2	0.1	0.9	0.5	0.0
Primary products.....		312120-P	6.6	0.2	0.0	1.1	0.5	0.0
Canned beer and ale case goods.....		312120-1	7.4	0.1	-0.1	1.1	0.6	-0.1
Bottled beer and ale case goods.....		312120-5	6.3	0.4	0.2	1.3	0.6	0.1
Beer and ale in barrels and kegs.....		312120-7	3.4	0.3	0.2	0.3	0.2	-0.1
All other malt beverages and brewing products.....		312120-9	6.3	-0.2	1.3	2.1	0.1	-1.0
Secondary products and miscellaneous receipts.....		312120-SM						
Miscellaneous receipts.....		312120-M	17.3	0.0	0.6	-9.0	0.0	0.0
Wineries.....	31213		8.7	0.2	0.0	1.4	4.2	0.0
Wineries.....	312130		8.7	0.2	0.0	1.4	4.2	0.0
Primary products.....		312130-P	9.2	0.3	0.1	1.4	4.4	0.0
Wines, brandy, and brandy spirits.....		312130-0	9.2	0.3	0.1	1.4	4.4	0.0
Wines, white, red & rose grape, and other fruit, 14 percent or less alcohol.....		312130-08	5.0	0.0	0.2	2.0	0.0	0.0
Wines, white grape, 14 percent or less alcohol content.....		312130-0811	6.2	0.2	0.0	4.5	0.0	0.0
Wines, red grape, 14 percent or less alcohol content.....		312130-0821	4.1	-0.3	0.0	0.0	0.0	0.0
Wines, rose grape & other fruits & berries, 14 percent or less alcohol.....		312130-0831	3.7	0.6	2.0	0.0	0.0	0.0
Wines, dessert, effervescent, and wine coolers.....		312130-09	2.2	0.0	0.0	0.0	1.1	0.0
Wines, effervescent, including sparkling (carbonated), wine coolers.....		312130-0921	2.7	0.0	0.0	0.0	1.4	0.0
Other wines, brandy, and brandy spirits.....		312130-0B	25.4	1.2	0.0	0.0	20.5	0.0
Secondary products and miscellaneous receipts.....		312130-SM						
Miscellaneous receipts.....		312130-M	1.9	0.0	-2.4	0.0	0.0	0.0
Distilleries.....	31214		7.6	0.6	0.6	0.3	0.6	0.0
Distilleries.....	312140		7.6	0.6	0.6	0.3	0.6	0.0
Primary products.....		312140-P	7.8	0.5	0.7	0.3	0.6	0.0
Distilled liquor, excluding brandy.....		312140-2	14.8	1.1	1.4	0.7	1.2	0.0
Distilled whiskey, all other distilled liquor, excluding brandy.....		312140-22	11.4	-0.1	0.0	0.0	0.3	0.0
Bottled liquor, excluding brandy.....		312140-5	1.8	-0.1	0.0	0.0	0.0	0.0
Bottled whiskey.....		312140-5B	-1.5	-1.8	0.0	0.0	0.0	0.0
Bottled gin, vodka, rum, cordials, cocktails, and similiar compounds.....		312140-5C	4.7	1.4	0.0	0.0	0.0	0.0
Secondary products and miscellaneous receipts.....		312140-SM						
Miscellaneous receipts.....		312140-M	6.4	6.2	0.0	0.0	0.0	0.0
Tobacco mfg.....	3122		9.7	1.8	0.6	0.0	1.9	0.0
Tobacco manufacturing.....	31223		9.7	1.8	0.6	0.0	1.9	0.0
Tobacco manufacturing.....	312230		9.7	1.8	0.6	0.0	1.9	0.0
Primary products.....		312230-P	10.0	1.9	0.7	0.0	1.9	0.0
Tobacco stemming and redrying.....		312230-0	4.1	-0.1	0.0	1.0	2.6	0.0
Tobacco, unstemmed leaf, redried before packing.....		312230-01	6.1	-0.1	0.0	0.3	5.1	0.0
Tobacco, stemmed.....		312230-04	2.0	0.0	0.0	1.8	0.0	0.0
Cigarettes, excluding electronic.....		312230-1	10.5	2.0	0.8	0.0	2.1	0.0
Other tobacco products.....		312230-9	7.9	1.6	0.2	0.0	1.0	0.0
Cigars.....		312230-91	3.1	0.0	0.0	0.0	0.0	0.0
Chewing and smoking tobacco.....		312230-94	8.5	1.9	0.0	0.0	1.3	0.0
Secondary products and miscellaneous receipts.....		312230-SM						
Textile mills.....	313		9.9	0.8	-0.5	-0.8	-0.2	-0.3
Fiber, yarn, and thread mills.....	3131		9.3	-0.1	-2.9	-3.7	-1.5	0.8
Fiber, yarn, and thread mills.....	31311		9.3	-0.1	-2.9	-3.7	-1.5	0.8
Fiber, yarn, and thread mills.....	313110		9.3	-0.1	-2.9	-3.7	-1.5	0.8
Primary products.....		313110-P	9.6	-0.1	-2.9	-3.7	-1.5	0.8
Spun yarns.....		313110-4	6.7	0.0	-4.2	-6.3	-2.2	1.2
Spun cotton yarns.....		313110-42	—	0.0	-3.3	-7.0	-3.5	-1.3

See footnotes at end of table.

Table 12. Producer price index percentage changes for the net output of selected industries and their products, not seasonally adjusted — Continued
 [December 2022]

Title ¹	Industry code	Product code	Unadjusted 12-month percent change ²	Unadjusted 1-month percent change ²					
				Dec. 2021 to Dec. 2022 ^P	July to Aug.	Aug. to Sept. ^P	Sept. to Oct. ^P	Oct. to Nov. ^P	Nov. to Dec. ^P
Fiber, yarn, and thread mills - Continued									
Rayon, acetate, and lyocell spun yarns.....		313110-45	-	-	0.0	-0.5	0.0	0.0	
Noncellulosic fiber and other natural fiber (excluding cotton and wool) spun yarns.....		313110-47	8.8	-0.1	-5.8	-5.9	-0.4	4.8	
Textured and twisted yarns.....		313110-6	14.0	-0.2	-1.2	0.0	-0.6	0.3	
Fabric mills.....	3132		10.2	1.4	0.1	-0.2	0.4	0.0	
Broadwoven fabric mills.....	31321		8.3	0.6	0.3	-0.3	-0.1	-0.3	
Broadwoven fabric mills.....	313210		8.3	0.6	0.3	-0.3	-0.1	-0.3	
Primary products.....		313210-P	8.1	0.6	0.3	-0.3	-0.2	-0.3	
Fabricated textile products, made in weaving mills.....		313210-W	-7.9	0.0	0.0	-3.4	0.0	0.0	
Cotton broadwoven fabrics.....		313210-4	12.3	2.1	1.5	-1.5	-1.1	-2.0	
Manmade, silk, and other natural fiber (excluding cotton and wool) broadwoven fabrics.....		313210-8	7.5	0.3	0.0	0.1	0.0	0.1	
Greige manmade, silk, and other natural fiber (exc cotton/wool) broadwoven fabrics.....		313210-81	7.9	-0.3	-0.2	0.1	-0.1	0.1	
Finished manmade, silk, & natural fiber (exc cotton/wool) broadwoven, finished in weaving mills.....		313210-83	6.6	1.6	0.3	0.0	0.2	0.1	
Secondary products and miscellaneous receipts.....		313210-SM							
Narrow fabric mills and schiffli embroidery.....	31322		13.1	0.6	1.2	0.8	0.0	0.0	
Narrow fabric mills and schiffli embroidery.....	313220		13.1	0.6	1.2	0.8	0.0	0.0	
Primary products.....		313220-P	12.5	0.4	1.4	1.1	0.0	0.0	
Woven narrow fabrics (12 inches or less in width).....		313220-2	10.4	0.7	0.0	0.0	0.0	0.0	
Braided narrow fabrics (12 inches or less in width).....		313220-4	18.4	0.0	4.0	3.0	0.0	0.0	
Secondary products and miscellaneous receipts.....		313220-SM							
Secondary products.....		313220-S	23.4	3.6	0.1	0.0	0.0	0.6	
Nonwoven fabric mills.....	31323		9.7	1.7	-0.2	-0.6	0.8	0.0	
Nonwoven fabric mills.....	313230		9.7	1.7	-0.2	-0.6	0.8	0.0	
Primary products.....		313230-P	8.9	1.9	-0.2	-0.6	0.9	0.0	
Nonwoven fabrics.....		313230-1	8.7	0.4	-0.1	-0.7	1.0	0.1	
Pressed, punched, or needled felts, excluding hats.....		313230-5	10.6	-1.2	0.2	0.1	2.3	-0.9	
Secondary products and miscellaneous receipts.....		313230-SM							
Knit fabric mills.....	31324		15.1	2.5	0.5	1.0	-0.1	0.7	
Knit fabric mills.....	313240		15.1	2.5	0.5	1.0	-0.1	0.7	
Primary products.....		313240-P	15.6	2.8	0.4	1.2	-0.1	0.9	
Weft (circular) knit fabrics.....		313240-2	13.9	1.8	0.2	2.3	0.0	0.0	
Weft (circular) knit fabrics, greige goods (excl uding hosiery).....		313240-21	4.8	2.4	0.0	0.0	0.0	0.0	
Weft (circular) knit fabrics, knit and finished in the same establishment (excl hosiery).....		313240-23	19.5	1.4	0.4	3.7	0.0	0.0	
Other knit fabrics and laces.....		313240-4	17.4	3.9	0.5	0.0	-0.2	1.8	
Warp knit fabrics, greige goods (excluding hosiery).....		313240-41	20.1	2.3	-0.1	0.0	-0.7	0.0	
Warp knit fabrics, knit and finished in same establishment.....		313240-43	16.6	5.2	0.8	0.0	0.0	2.5	
Secondary products and miscellaneous receipts.....		313240-SM1							
Textile and fabric finishing mills.....	3133		10.0	0.4	0.4	0.5	-0.1	-1.8	
Textile and fabric finishing mills.....	31331		8.3	0.6	0.6	0.5	-0.2	-2.4	
Textile and fabric finishing mills.....	313310		8.3	0.6	0.6	0.5	-0.2	-2.4	
Primary products.....		313310-P	8.8	0.6	0.6	0.6	-0.2	-2.5	
Textile and fabric finishing, except broadwoven.....		313310-B	28.7	3.5	3.7	2.4	-0.3	-0.6	
Finished broadwoven fabrics, finished in finishing mills.....		313310-4	-1.2	-1.0	-1.2	-0.6	-0.2	-3.8	
Commission finishing of cotton broadwoven fabrics.....		313310-43	11.2	0.1	0.1	0.2	0.0	0.0	
Other finished broadwoven fabrics (excl. cotton and wool), finished in finishing mills.....		313310-45	-7.3	-1.8	-2.2	-1.1	-0.3	-6.5	
Other commission finishing of broadwoven fabrics (excl. cotton & wool).....		313310-47	7.8	0.2	0.2	0.1	0.0	0.0	
Secondary products and miscellaneous receipts.....		313310-SM							
Fabric coating mills.....	31332		14.4	0.0	0.1	0.5	0.2	-0.2	
Fabric coating mills.....	313320		14.4	0.0	0.1	0.5	0.2	-0.2	
Primary products.....		313320-P	13.8	0.0	0.1	0.5	0.2	-0.2	
Vinyl coated fabrics, including expanded vinyl coated.....		313320-1	8.2	0.8	0.0	0.7	-0.4	0.0	
Rubber coated fabrics, garment and footwear.....		313320-4	11.8	0.4	0.0	1.3	0.0	0.0	
Coated or laminated fabrics and coated yarns, incl. impregnated fabrics.....		313320-5	16.8	-0.4	0.2	0.3	0.5	-0.4	
Secondary products and miscellaneous receipts.....		313320-SM							
Secondary products.....		313320-S	4.7	0.0	-0.1	0.0	3.1	-0.2	
Textile product mills.....	314		5.7	0.8	0.3	0.6	0.8	0.4	

See footnotes at end of table.

Table 12. Producer price index percentage changes for the net output of selected industries and their products, not seasonally adjusted — Continued
 [December 2022]

Title ¹	Industry code	Product code	Unadjusted 12-month percent change ²	Unadjusted 1-month percent change ²				
				Dec. 2021 to Dec. 2022 ^P	July to Aug.	Aug. to Sept. ^P	Sept. to Oct. ^P	Oct. to Nov. ^P
Textile product mills - Continued								
Textile furnishings mills.....	3141		2.8	0.6	0.3	1.0	0.7	0.1
Carpet and rug mills.....	31411		1.6	1.2	0.3	0.6	1.0	0.0
Carpet and rug mills.....	314110		1.6	1.2	0.3	0.6	1.0	0.0
Primary products.....		314110-P	1.4	1.2	0.3	0.6	0.9	0.0
Carpet and rugs.....		314110-0	1.4	1.2	0.3	0.6	0.9	0.0
Secondary products and miscellaneous receipts.....		314110-SM						
Curtain and linen mills.....	31412		5.3	-0.8	0.3	1.9	0.0	0.4
Curtain and linen mills.....	314120		5.3	-0.8	0.3	1.9	0.0	0.4
Primary products.....		314120-P	4.3	-0.9	0.3	2.2	0.0	0.0
Curtains and draperies, made from purchased materials.....		314120-1	10.6	0.0	0.0	5.2	0.0	0.0
Other household textile products, made from purchased materials.....		314120-8	2.5	-1.2	0.4	1.3	0.0	0.0
Bedspreads, made from purchased materials.....		314120-83	5.5	0.0	0.0	0.0	0.0	0.0
Other household furnishings, made from purchased materials.....		314120-89	1.6	-1.5	0.5	1.6	0.0	0.0
Secondary products and miscellaneous receipts.....		314120-SM						
Miscellaneous receipts.....		314120-M	10.9	0.0	0.0	0.0	0.0	3.3
Secondary products.....		314120-S	15.5	0.0	0.5	1.8	1.4	0.5
Other textile product mills.....	3149		9.7	1.1	0.2	-0.1	0.9	0.7
Textile bag and canvas mills.....	31491		5.6	0.1	0.0	0.0	0.0	0.5
Textile bag and canvas mills.....	314910		5.6	0.1	0.0	0.0	0.0	0.5
Primary products.....		314910-P	6.0	0.1	0.0	0.0	0.0	0.6
Textile bags.....		314910-1	-	0.0	0.0	0.0	-	-
Canvas and related products.....		314910-5	5.9	0.1	0.0	0.0	0.0	0.6
Secondary products and miscellaneous receipts.....		314910-SM						
Miscellaneous receipts.....		314910-M	0.0	0.0	0.0	0.0	0.0	0.0
Secondary products.....		314910-S	8.3	0.1	-0.1	0.0	0.5	0.1
All other textile product mills.....	31499		11.7	1.7	0.3	-0.1	1.3	0.8
Rope, twine, tire cord, and tire fabric mills.....	314994		6.8	1.4	0.1	-1.0	-2.2	-0.3
Primary products.....		314994-P	6.8	1.3	0.1	-1.1	-2.4	-0.3
Rope, cordage, and twine.....		314994-4	0.3	-0.1	0.2	-1.1	-0.4	-0.7
Tire cord and tire fabrics.....		314994-7	11.1	2.1	0.0	-1.2	-3.5	0.0
Secondary products and miscellaneous receipts.....		314994-SM						
Miscellaneous receipts.....		314994-M	6.8	3.2	0.9	0.8	-0.3	0.0
All other miscellaneous textile product mills.....	314999		13.4	1.8	0.4	0.2	2.4	1.1
Primary products.....		314999-P	14.0	2.0	0.4	0.3	2.4	1.3
Embroideries (excluding Schiffl machine products) and embroidery contractors.....		314999-6	4.4	1.0	0.4	0.0	0.6	0.0
Trimmings and findings, excluding automobile and apparel.....		314999-7	10.7	1.0	0.0	0.0	0.0	0.0
All other miscellaneous fabricated textile products.....		314999-8	13.9	2.4	0.3	0.4	3.1	0.5
Secondary products and miscellaneous receipts.....		314999-SM						
Miscellaneous receipts.....		314999-M	10.5	0.3	0.1	0.0	4.5	0.1
Secondary products.....		314999-S	10.1	1.0	1.1	0.0	0.8	0.7
Apparel manufacturing.....	315		5.4	0.1	0.5	0.0	0.6	0.0
Apparel knitting mills.....	3151		3.6	0.0	0.0	0.0	0.0	0.0
Hosiery and sock mills.....	31511		5.2	0.0	0.0	0.0	0.0	0.0
Hosiery and sock mills.....	315110		5.2	0.0	0.0	0.0	0.0	0.0
Primary products.....		315110-P	5.2	0.0	0.0	0.0	0.0	0.0
Hosiery and socks.....		315110-0	5.2	0.0	0.0	0.0	0.0	0.0
Other apparel knitting mills.....	31519		1.0	0.0	0.0	0.0	0.0	0.0
Other apparel knitting mills.....	315190		1.1	0.0	0.0	0.0	0.0	0.0
Primary products.....		315190-P	1.9	0.0	0.0	0.0	0.0	0.0
Secondary products and miscellaneous receipts.....		315190-SM						
Cut and sew apparel manufacturing.....	3152		5.1	0.1	0.4	0.0	0.8	0.0
Cut and sew apparel contractors.....	31521		3.2	0.0	0.0	0.2	3.0	0.0
Cut and sew apparel contractors.....	315210		3.2	0.0	0.0	0.2	3.0	0.0
Primary products.....		315210-P	3.3	0.0	0.0	0.2	3.1	0.0
Contract receipts for women's, girls', and infants' apparel.....		315210-2	-	0.0	0.0	0.0	0.0	-
Contract receipts for men's and boys' (including unisex) apparel.....		315210-4	8.0	0.0	0.0	0.5	7.5	0.0
Contract receipts for men's and boys' pants, work apparel, and other outerwear.....		315210-48	9.8	0.0	0.0	0.9	8.8	0.0

See footnotes at end of table.

Table 12. Producer price index percentage changes for the net output of selected industries and their products, not seasonally adjusted — Continued
 [December 2022]

Title ¹	Industry code	Product code	Unadjusted 12-month percent change ²	Unadjusted 1-month percent change ²				
				Dec. 2021 to Dec. 2022 ^P	July to Aug.	Aug. to Sept. ^P	Sept. to Oct. ^P	Oct. to Nov. ^P
Cut and sew apparel contractors - Continued								
Secondary products and miscellaneous receipts.....		315210-SM						
Men's and boys' cut and sew apparel mfg.....	31522		14.5	0.4	0.1	0.0	0.6	0.0
Men's and boys' cut and sew apparel manufacturing.....	315220		14.6	0.4	0.1	0.0	0.6	0.0
Primary products.....		315220-P	17.9	0.5	0.1	0.0	0.7	0.0
Men's and boys' work clothing.....		315220-C	3.9	-0.8	1.0	0.0	0.6	0.0
Men's and boys' work clothing and washable service apparel (excl. work shirts and jeans), mfpm.....		315220-C3	3.3	-1.0	1.1	0.0	0.4	0.0
Men's and boys' other outerwear.....		315220-E	23.2	0.0	-0.3	0.0	2.2	0.0
Men's and boys' nontailored coats, jackets, and vests (excl. ski apparel & work jackets), mfpm.....		315220-E1	27.3	0.0	-0.4	0.0	2.7	0.0
Men's and boys' heavyweight nontailored coats, jackets, and vests (excl. ski apparel & work).....		315220-E11	7.9	0.0	0.5	0.0	0.7	0.0
Men's and boys' lightweight nontailored coats, jackets, and vests (excl. ski apparel & work).....		315220-E12	51.4	0.0	-1.1	0.0	4.5	0.0
Men's and boys' nightwear, robes, and underwear, made from purchased fabrics.....		315220-1	7.8	0.0	0.0	0.0	0.0	0.0
Men's and boys' shirts, except work shirts.....		315220-6	2.6	-1.7	0.0	0.0	0.0	0.0
Men's and boys' knit dress and sport shirts, made from purchased fabrics.....		315220-61	3.6	0.0	0.0	0.0	0.0	0.0
Men's and boys' woven dress and sport shirts, made from purchased fabrics.....		315220-63	-	-3.2	0.0	0.0	0.0	0.0
Secondary products and miscellaneous receipts.....		315220-SM						
Secondary products.....		315220-S	6.5	0.0	0.2	0.2	0.2	0.0
Women's & girls' cut & sew apparel mfg.....	31524		2.9	0.1	0.7	-0.1	0.0	0.0
Women's, girls', and infants' cut and sew apparel manufacturing.....	315240		3.0	0.1	0.7	-0.1	0.0	0.0
Primary products.....		315240-P	0.6	0.1	0.1	-0.2	0.0	0.0
Women's and girls' lingerie and nightwear.....		315240-1	-	0.0	0.0	0.0	0.0	-
Women's and girls' underwear, excluding foundation garments, made from purchased fabrics.....		315240-11	-	0.0	0.0	0.0	0.0	-
Women's and girls' nightwear, excluding robes and dressing gowns, made from purchased fabrics.....		315240-13	-	0.0	0.0	0.0	0.0	-
Women's and girls' blouses and shirts.....		315240-2	0.2	0.0	0.0	0.0	0.0	0.0
Women's and girls' knit shirts and blouses, made from purchased fabrics.....		315240-21	0.1	0.0	0.0	0.0	0.0	0.0
Women's and girls' woven shirts and blouses, made from purchased fabrics.....		315240-23	0.4	0.0	0.0	0.0	0.0	0.0
Women's and girls' dresses, made from purchased fabrics.....		315240-3	0.2	0.0	0.0	0.0	0.0	0.0
Women's and girls' suits, coats, and skirts.....		315240-4	0.7	0.0	0.0	-4.6	0.0	0.0
Women's and girls' skirts, made from purchased fabrics.....		315240-46	0.5	0.0	0.0	-5.6	0.0	0.0
Women's and girls' other outerwear.....		315240-8	1.6	0.3	0.2	0.0	-0.2	0.0
Women's and girls' shorts, including tennis skirts, made from purchased fabrics.....		315240-84	4.5	0.0	0.0	0.0	0.0	0.0
Women's and girls' slacks, jeans, & jean-cut casual slacks (exc. sweatpants), mfpm.....		315240-86	0.0	0.0	0.0	0.0	0.0	0.0
Women's and girls' swimwear, made from purchased fabrics.....		315240-8A	0.1	1.2	0.8	0.0	-0.7	-0.1
Women's and girls' nontailored coats, jackets, vests, and washable service apparel, mfpm.....		315240-8T	0.4	0.0	0.0	0.0	0.0	0.0
Secondary products and miscellaneous receipts.....		315240-SM						
Secondary products.....		315240-S	13.6	0.0	9.0	0.2	0.0	0.0
Other cut and sew apparel manufacturing.....	31528		5.5	0.0	0.0	-0.1	0.2	0.0
Other cut and sew apparel manufacturing.....	315280		5.5	0.0	0.0	-0.1	0.2	0.0
Primary products.....		315280-P	5.4	0.0	0.0	-0.1	0.2	0.0
Fur and leather apparel, made from purchased materials.....		315280-2	8.3	0.0	0.0	0.0	1.7	0.0
All other cut and sew apparel, made from purchased materials.....		315280-6	5.0	0.0	0.0	-0.1	0.0	0.0
Team sport uniforms, men's and boys', made from purchased fabrics.....		315280-65	4.9	0.0	0.0	-0.8	0.0	0.0
Vestments and costumes, made from purchased materials.....		315280-69	-	0.0	0.0	0.0	0.0	-
Secondary products and miscellaneous receipts.....		315280-SM						
Secondary products.....		315280-S	5.9	0.0	0.0	0.0	0.1	0.0
Accessories and other apparel manufacturing.....	3159		9.8	0.4	2.7	0.1	0.0	0.1
Accessories and other apparel manufacturing.....	31599		9.8	0.4	2.7	0.1	0.0	0.1
Accessories and other apparel manufacturing.....	315990		9.8	0.4	2.7	0.1	0.0	0.1
Primary products.....		315990-P	7.9	0.6	0.2	0.1	0.0	0.1
All other accessories and apparel.....		315990-B	13.1	1.0	0.0	0.0	0.0	0.3
Leather belts, made from purchased materials.....		315990-BC	-	0.0	0.0	0.0	0.0	-
All other apparel accessories, made from purchased materials.....		315990-BE	15.3	1.2	0.0	0.0	0.0	0.4
Hats, caps, and millinery products.....		315990-4	5.4	0.0	0.7	0.0	0.0	0.0
Men's and boys' fabric, straw, and felt hats, made from purchased materials.....		315990-41	11.0	0.0	0.0	0.0	0.0	0.0

See footnotes at end of table.

Table 12. Producer price index percentage changes for the net output of selected industries and their products, not seasonally adjusted — Continued
 [December 2022]

Title ¹	Industry code	Product code	Unadjusted 12-month percent change ²	Unadjusted 1-month percent change ²				
				Dec. 2021 to Dec. 2022 ^P	July to Aug.	Aug. to Sept. ^P	Sept. to Oct. ^P	Oct. to Nov. ^P
Accessories and other apparel manufacturing - Continued								
Women's, girls', and infants' fabric, straw, and felt hats, made from purchased materials.....		315990-43	-	0.0	0.0	0.0	0.0	-
Hat bodies and fabric caps, made from purchased materials.....		315990-45	-	0.0	1.3	0.0	0.0	-
Gloves and mittens, made from purchased materials.....		315990-7	7.3	1.0	0.0	0.8	0.0	0.0
Secondary products and miscellaneous receipts.....		315990-SM						
Miscellaneous receipts.....		315990-M	15.9	0.0	10.2	0.0	0.0	0.0
Secondary products.....		315990-S	4.3	0.0	0.0	0.0	0.0	0.0
Leather and allied product manufacturing.....	316		5.5	0.2	1.2	0.1	-0.1	-0.2
Leather and hide tanning and finishing.....	3161		0.8	-0.7	0.1	-0.6	-0.8	-1.0
Leather and hide tanning and finishing.....	31611		0.8	-0.7	0.1	-0.6	-0.8	-1.0
Leather and hide tanning and finishing.....	316110		0.8	-0.7	0.1	-0.6	-0.8	-1.0
Primary products.....		316110-P	0.4	-0.8	0.2	-0.6	-0.8	-1.0
Finished and unfinished leather.....		316110-1	-1.8	-1.0	0.1	-0.7	-1.0	-1.2
Tanning or finishing leather owned by others, and furs, dressed and dyed or bleached.....		316110-2	14.0	0.5	0.3	0.0	0.0	0.0
Contract and commission receipts for tanning or finishing leather owned by others.....		316110-21	14.0	0.5	0.3	0.0	0.0	0.0
Secondary products and miscellaneous receipts.....		316110-SM						
Footwear manufacturing.....	3162		7.8	0.8	2.6	0.5	0.0	0.0
Footwear manufacturing.....	31621		7.8	0.8	2.6	0.5	0.0	0.0
Footwear manufacturing.....	316210		7.8	0.8	2.6	0.5	0.0	0.0
Primary products.....		316210-P	8.2	0.9	2.8	0.5	0.0	0.0
Rubber and plastics footwear, including athletic footwear.....		316210-1	1.8	0.0	0.0	0.0	0.0	0.0
Men's footwear (size 6 and larger), excluding athletic.....		316210-2	13.7	1.5	5.4	0.8	0.0	0.0
Women's footwear (size 4 and larger), excluding athletic.....		316210-5	3.5	0.4	0.0	0.5	0.1	0.0
Secondary products and miscellaneous receipts.....		316210-SM						
Miscellaneous receipts.....		316210-M	8.9	0.2	2.8	0.0	0.0	0.0
Other leather product manufacturing.....	3169		5.8	0.0	0.0	0.1	0.1	0.1
Other leather product manufacturing.....	31699		5.8	0.0	0.0	0.1	0.1	0.1
Women's handbag and purse manufacturing.....	316992		0.1	0.0	0.0	0.1	0.0	0.0
Primary products.....		316992-P	0.1	0.0	0.0	0.1	0.0	0.0
Women's and children's handbags and purses.....		316992-0	0.1	0.0	0.0	0.1	0.0	0.0
Secondary and miscellaneous receipts.....		316992-SM						
All other leather and allied good mfg.....	316998		7.3	-0.1	0.0	0.1	0.1	0.1
Primary products.....		316998-P	5.2	-0.1	0.0	0.1	0.1	0.1
Luggage (including suitcases, travel bags, backpacks, and other types).....		316998-1	3.4	0.0	0.0	0.0	0.0	0.0
Personal leather goods (excluding women's handbags and purses).....		316998-2	6.4	0.0	0.0	0.0	0.0	0.0
Boot and shoe cut stock and findings.....		316998-4	9.8	1.1	0.0	1.4	0.0	0.0
All other miscellaneous leather goods.....		316998-5	5.1	-0.4	0.0	0.0	0.3	0.2
Secondary products and miscellaneous receipts.....		316998-SM						
Miscellaneous receipts.....		316998-M	16.0	0.0	0.0	0.0	0.0	0.0
Wood product manufacturing.....	321		-2.8	-0.1	-2.2	-1.9	-1.6	-1.5
Sawmills and wood preservation.....	3211		-18.8	-3.4	-4.0	-2.5	-1.9	-3.2
Sawmills and wood preservation.....	32111		-18.8	-3.4	-4.0	-2.5	-1.9	-3.2
Sawmills.....	321113		-23.7	-4.5	-4.6	-3.1	-2.2	-3.7
Primary products.....		321113-P	-26.3	-4.4	-5.2	-3.4	-2.2	-4.4
Hardwood lumber, made in sawmills.....		321113-1	-37.3	-7.8	-6.3	-11.3	-9.5	-4.7
Softwood lumber, made in sawmills.....		321113-3	-28.8	-4.1	-5.8	-2.0	-0.9	-5.7
Softwood dressed lumber, less than 2 inches in nominal thickness, not edge worked.....		321113-32	18.2	-7.6	-3.3	2.5	2.5	0.6
Softwood dressed 2-inch lumber, 2 inches in nominal thickness only, not edge worked.....		321113-33	-42.8	-6.2	-8.2	-3.5	-1.2	-10.1
Softwood dressed lumber and timbers, more than 2 inches in nominal thickness, not edge worked.....		321113-34	-23.8	9.5	-6.3	-4.1	-3.3	-0.4
Wood chips, excluding field chips.....		321113-5	11.0	-0.7	-0.5	-0.1	-1.0	2.6
Wood ties, siding, shingles, and shakes, and contract sawing of logs owned by others.....		321113-7	5.9	0.2	2.4	0.2	-0.1	1.3
Secondary products and miscellaneous receipts.....		321113-SM						
Wood preservation.....	321114		9.2	1.7	-1.5	0.0	-0.2	-1.0
Primary products.....		321114-P	9.6	1.8	-1.6	0.0	0.2	-0.8

See footnotes at end of table.

Table 12. Producer price index percentage changes for the net output of selected industries and their products, not seasonally adjusted — Continued
 [December 2022]

Title ¹	Industry code	Product code	Unadjusted 12-month percent change ²	Unadjusted 1-month percent change ²				
				Dec. 2021 to Dec. 2022 ^P	July to Aug.	Aug. to Sept. ^P	Sept. to Oct. ^P	Oct. to Nov. ^P
Wood preservation - Continued								
Wood poles, piles, and posts owned and treated by the same establishment.		321114-1	38.7	0.2	2.4	-0.3	0.7	1.1
Other wood products owned and treated by the same establishment.		321114-5	-0.1	2.8	-3.6	0.2	0.0	-1.8
Receipts for treating wood owned by others w/ arsenical chemicals, creosote, & other chemicals.		321114-9	3.7	0.3	-0.2	-0.3	-0.5	-0.5
Secondary products and miscellaneous receipts.		321114-SM						
Plywood and engineered wood product mfg.	3212		-4.8	0.9	-2.8	-2.5	-3.0	-2.0
Plywood and engineered wood product mfg.	32121		-4.8	0.9	-2.8	-2.5	-3.0	-2.0
Hardwood veneer and plywood manufacturing.	321211		10.7	4.3	0.6	1.7	-0.4	-0.6
Primary products.		321211-P	10.5	3.9	0.7	1.8	-0.8	-0.2
Hardwood veneer, including veneer backed with paper, cloth, or other flexible material.		321211-1	15.9	0.7	2.4	0.3	0.4	0.3
Hardwood plywood.		321211-4	5.3	2.3	-0.8	3.9	-1.6	-0.8
Hardwood veneered panels, including two-ply veneers.		321211-7	17.6	16.1	2.1	-1.3	-0.5	0.5
Secondary products and miscellaneous receipts.		321211-SM						
Softwood veneer and plywood manufacturing.	321212		1.3	-2.4	-0.4	-4.9	-5.8	0.1
Primary products.		321212-P	-5.2	-3.9	-0.4	-5.9	-7.0	-1.4
Softwood veneer, incl. veneer backed w/ paper, cloth, or other flexible material. ...		321212-1	-4.5	-6.0	-6.1	-6.5	-6.5	-5.1
Softwood plywood products: rough, sanded, and specialties.		321212-4	-5.3	-3.3	1.2	-5.7	-7.1	-0.5
Secondary products and miscellaneous receipts.		321212-SM						
Secondary products.		321212-S	42.5	6.0	0.0	0.0	0.3	7.1
Engineered wood member manufacturing.	321213		6.8	-0.7	-0.3	-0.1	-3.3	-0.3
Primary products.		321213-P	6.2	-0.7	-0.3	-0.1	-3.6	-0.3
Engineered wood members (excluding trusses).		321213-0	6.2	-0.7	-0.3	-0.1	-3.6	-0.3
Laminated veneer lumber.		321213-01	15.0	0.5	0.0	-0.1	0.0	-0.5
Other engineered structural wood members, excluding trusses & laminated veneer lumber.		321213-02	-1.0	-1.8	-0.6	0.0	-6.7	-0.2
Secondary products and miscellaneous receipts.		321213-SM						
Truss manufacturing.	321214		-5.1	-3.3	-2.8	-2.5	-5.3	-3.0
Primary products.		321214-P	-5.9	-3.5	-3.2	-2.5	-5.7	-3.2
Wood trusses.		321214-0	-5.9	-3.5	-3.2	-2.5	-5.7	-3.2
Secondary products and miscellaneous receipts.		321214-SM						
Reconstituted wood product manufacturing.	321219		-14.3	5.7	-5.7	-2.8	-0.4	-3.4
Primary products.		321219-P	-14.5	5.8	-5.8	-2.8	-0.4	-3.4
Hardboard products.		321219-B	27.1	0.0	0.2	3.1	-0.2	-0.5
Particleboard made from particleboard produced at the same location.		321219-1	7.6	-1.0	1.4	-1.8	0.2	-0.6
Secondary products and miscellaneous receipts.		321219-SM						
Other wood product manufacturing.	3219		5.5	0.7	-1.3	-1.3	-0.9	-0.7
Millwork.	32191		5.6	1.5	-1.9	-0.4	-0.9	-1.1
Wood window and door manufacturing.	321911		12.7	4.8	-1.2	0.6	-0.2	-0.9
Primary products.		321911-P	13.2	5.0	-1.1	0.7	-0.2	-0.9
Wood window units.		321911-1	18.0	7.2	0.0	0.0	0.0	0.0
Double hung wood window units.		321911-11	13.7	0.0	0.0	0.0	0.0	0.0
Casement wood window units.		321911-12	19.1	9.6	0.0	0.0	0.0	0.0
All other wood window units, including horizontal sliding, awning and single hung.		321911-13	25.2	19.6	0.0	0.0	0.0	0.0
Wood sash, excluding sash shipped in window units.		321911-3	19.6	9.3	0.0	0.0	0.0	0.0
Wood window & door frames, incl. door frames in door units, excl. window frames in window units.		321911-5	-10.5	3.6	-7.8	0.0	-2.0	-7.1
Wood panel, flush, & molded face doors, interior & exterior, incl. doors with glazed sections.		321911-7	19.0	0.4	0.3	3.0	0.1	0.2
Other wood doors, incl. garage, patio, bifold, cabinet, screen, storm and louver. ...		321911-9	16.9	7.6	0.1	-0.3	0.2	0.0
Secondary products and miscellaneous receipts.		321911-SM						
Secondary products.		321911-S	7.8	6.4	-4.1	0.6	-0.6	-1.2
Cut stock, resawing lumber, and planing.	321912		-3.0	-1.2	-2.2	-1.9	-2.5	-1.9
Primary products.		321912-P	-8.9	-1.8	-3.1	-2.5	-3.2	-2.4
Softwood lumber, made from purchased lumber.		321912-3	-10.9	-2.0	-2.5	-1.6	-2.4	-3.2
Hardwood cut stock and dimension.		321912-6	-14.2	-4.1	-4.9	-4.8	0.0	0.0
Softwood cut stock and dimension.		321912-8	-21.6	0.7	-5.4	-2.9	-1.8	-4.4
Sawn wood fence stock, wood lath, and contract resawing and planing.		321912-9	44.6	0.0	0.0	0.0	0.0	0.0
Secondary products and miscellaneous receipts.		321912-SM						
Other millwork, including flooring.	321918		5.8	-0.3	-2.6	0.0	-0.1	-0.5
Primary products.		321918-P	6.2	-0.4	-2.0	-0.3	-0.4	-0.6

See footnotes at end of table.

Table 12. Producer price index percentage changes for the net output of selected industries and their products, not seasonally adjusted — Continued
 [December 2022]

Title ¹	Industry code	Product code	Unadjusted 12-month percent change ²	Unadjusted 1-month percent change ²				
				Dec. 2021 to Dec. 2022 ^P	July to Aug.	Aug. to Sept. ^P	Sept. to Oct. ^P	Oct. to Nov. ^P
Other millwork, including flooring - Continued								
Wood moldings.....		321918-2	9.1	0.0	0.1	0.0	0.0	-1.0
Other wood millwork products, including stairwork, exterior millwork, and softwood flooring.....		321918-5	5.0	-0.9	-4.6	-2.6	-2.9	-1.8
Hardwood flooring.....		321918-7	4.6	-0.6	-2.3	0.4	0.5	0.3
Hardwood flooring, other than oak and maple.....		321918-72	10.7	0.2	0.0	0.0	-0.2	0.0
Oak and maple hardwood flooring.....		321918-73	3.4	-0.7	-2.7	0.5	0.7	0.3
Secondary products and miscellaneous receipts.....		321918-SM						
Miscellaneous receipts.....		321918-M	-	-	-	0.6	2.6	-
Secondary products.....		321918-S	-7.2	0.8	-8.9	5.4	1.7	-7.2
Wood container and pallet manufacturing.....	32192		4.5	-0.4	-0.4	-2.9	-1.9	-0.7
Wood container and pallet manufacturing.....	321920		4.5	-0.4	-0.4	-2.9	-1.9	-0.7
Primary products.....		321920-P	3.6	-0.5	-0.6	-3.0	-2.1	-0.5
Nailed and lock-corner wood boxes.....		321920-1	0.5	2.1	-2.1	0.0	0.0	-0.2
Wood box and crate shooks.....		321920-3	7.8	-0.2	-1.3	-3.5	-5.9	-0.7
Wood pallets and pallet containers, wood and metal combination.....		321920-5	5.2	-0.7	-0.5	-2.0	-2.0	-0.6
Other wood container parts and wood containers.....		321920-7	-13.1	0.0	0.0	-14.6	0.0	0.0
Secondary products and miscellaneous receipts.....		321920-SM						
Miscellaneous receipts.....		321920-M	16.1	0.4	1.0	-1.6	0.0	-2.4
Secondary products.....		321920-S	0.2	0.4	0.5	-0.2	-0.6	-0.8
All other wood product manufacturing.....	32199		6.0	-0.1	-0.6	-2.1	0.0	0.0
Manufactured home, mobile home, manufacturing.....	321991		7.6	-1.2	-1.0	-0.7	-0.3	0.0
Primary products.....		321991-P	7.6	-1.3	-0.9	-0.8	-0.3	0.0
Manufactured homes (mobile homes), all width sizes (incl. multisection).....		321991-1	7.6	-1.3	-0.9	-0.8	-0.3	0.0
Secondary products and miscellaneous receipts.....		321991-SM						
Prefabricated wood building manufacturing.....	321992		9.7	1.0	-0.9	-1.3	0.4	0.6
Primary products.....		321992-P	8.8	0.1	-0.3	-1.5	-0.3	-0.2
Prefabricated stationary wood buildings, components (not sold as complete units).....		321992-1	-1.9	-0.4	0.0	0.0	-0.2	0.0
Prefabricated stationary wood buildings, shipped in panel form (complete units).....		321992-5	34.1	0.6	-0.5	-2.5	-1.3	-0.9
Prefabricated stationary wood buildings, precut packages (complete units).....		321992-6	12.7	0.7	-0.6	0.1	0.3	-0.1
Prefabricated stationary wood buildings, shipped in three-dimensional assemblies.....		321992-7	6.9	0.0	-0.2	-3.2	0.0	0.0
Prefabricated stationary wood buildings, three-dimensional assemblies, residential.....		321992-71	6.9	0.0	0.0	-3.8	0.0	0.0
Prefabricated stationary wood buildings, three-dimensional assemblies, nonresidential.....		321992-72	6.6	0.1	-1.5	0.0	0.0	0.0
Secondary products and miscellaneous receipts.....		321992-SM						
Miscellaneous receipts.....		321992-M	18.1	7.8	-4.9	-0.7	5.1	5.8
Miscellaneous wood product manufacturing.....	321999		2.1	0.5	-0.1	-4.0	0.0	-0.5
Primary products.....		321999-P	1.6	0.4	-0.1	-4.3	0.0	-0.5
All other miscellaneous wood products.....		321999-0	1.6	0.4	-0.1	-4.3	0.0	-0.5
Secondary products and miscellaneous receipts.....		321999-SM						
Paper manufacturing.....	322		13.6	1.3	0.4	0.7	0.7	0.3
Pulp, paper & paperboard mills.....	3221		14.0	0.7	0.7	0.7	1.9	-0.1
Pulp mills.....	32211		30.7	5.5	0.0	0.7	4.5	-1.1
Pulp mills.....	322110		30.7	5.5	0.0	0.7	4.5	-1.1
Primary products.....		322110-P	30.7	5.5	0.0	0.7	4.5	-1.1
Special alpha and dissolving wood pulp, incl. sulfite and sulfate and other wood pulp.....		322110-6	30.4	6.3	-0.1	0.3	5.0	-1.1
All other miscellaneous pulp, other than wood, and pulp mill by-products, incl. turpentine.....		322110-9	31.8	2.3	0.0	2.6	2.5	-1.1
Paper mills.....	32212		15.2	0.4	1.4	1.3	2.9	0.2
Paper, except newsprint, mills.....	322121		15.1	0.4	1.6	1.4	3.0	0.2
Primary products.....		322121-P	17.9	0.2	1.7	1.3	3.1	0.3
Sanitary tissue paper products, made in paper mills.....		322121-Q	18.7	-0.6	1.5	1.5	6.1	-0.4
Paper table napkins, industrial & retail pkgs, bulk and dispenser types, made in paper mills.....		322121-Q2	28.1	-0.1	1.0	0.2	12.4	0.0
Paper towels, industrial packages (rolled, folded, and interfolded), made in paper mills.....		322121-Q6	25.9	0.0	0.0	4.6	8.1	0.0
Other sanitary tissue paper products, made in paper mills.....		322121-Q9	18.6	-0.7	1.2	0.9	2.8	-0.6
Bleached bristol, clay-coated, uncoated, and industrial converted paper.....		322121-6	16.6	1.0	2.1	1.3	0.6	0.9
Secondary products and miscellaneous receipts.....		322121-SM						

See footnotes at end of table.

Table 12. Producer price index percentage changes for the net output of selected industries and their products, not seasonally adjusted — Continued
 [December 2022]

Title ¹	Industry code	Product code	Unadjusted 12-month percent change ²	Unadjusted 1-month percent change ²				
				Dec. 2021 to Dec. 2022 ^P	July to Aug.	Aug. to Sept. ^P	Sept. to Oct. ^P	Oct. to Nov. ^P
Paper, except newsprint, mills - Continued								
Newsprint mills.....	322122		17.4	1.0	-1.2	0.0	0.0	0.0
Primary products.....		322122-P	17.4	1.0	-1.2	0.0	0.0	0.0
Newsprint.....		322122-1	25.8	0.9	2.9	0.0	0.0	0.0
Secondary products and miscellaneous receipts.....		322122-SM1						
Paperboard mills.....	32213		10.4	0.4	0.0	0.0	0.2	-0.3
Paperboard mills.....	322130		10.4	0.4	0.0	0.0	0.2	-0.3
Primary products.....		322130-P	10.7	-0.1	0.1	0.2	0.3	-0.4
Bleached packaging and industrial converting paperboard.....		322130-B	17.1	0.0	0.0	1.2	1.7	0.0
Unbleached kraft packaging and industrial converting paperboard.....		322130-1	8.4	0.0	0.0	0.0	0.0	0.0
Recycled paperboard.....		322130-7	9.8	-0.3	0.3	0.1	0.0	-1.5
Secondary products and miscellaneous receipts.....		322130-SM						
Secondary products.....		322130-S	-	11.1	0.3	-3.5	-	-
Converted paper product mfg.....	3222		13.2	1.6	0.2	0.6	0.0	0.5
Paper container mfg.....	32221		12.9	1.7	0.0	0.2	0.4	0.1
Corrugated and solid fiber box manufacturing.....	322211		9.0	0.6	-0.3	-0.1	-0.1	-0.1
Primary products.....		322211-P	10.0	0.8	0.1	0.0	-0.1	-0.1
Corrugated and solid fiber boxes, including pallets.....		322211-0	10.0	0.8	0.1	0.0	-0.1	-0.1
Corrugated shipping containers for food and beverages and carryout boxes for retail food.....		322211-01	12.9	0.3	0.2	0.0	-0.2	0.0
Corrugated shipping containers for paper and allied products.....		322211-02	7.8	0.0	0.0	0.0	0.0	-0.5
Corrugated shipping containers for metal and electrical machinery.....		322211-03	10.8	7.7	0.0	0.0	0.0	-0.1
Corrugated shipping containers for all other end uses.....		322211-04	10.6	0.1	0.0	0.0	0.0	0.0
Corrugated paperboard in sheets and rolls, lined and unlined.....		322211-05	9.7	0.3	0.2	0.1	0.0	0.0
Other corrugated and solid fiber products, including containers, pallets, pads, etc.....		322211-09	9.3	-0.2	0.0	-0.2	0.0	0.0
Secondary products and miscellaneous receipts.....		322211-SM						
Miscellaneous receipts.....		322211-M	-4.5	-1.8	-5.9	-0.9	-0.5	-0.2
Secondary products.....		322211-S	6.1	0.0	0.0	0.0	-0.1	0.0
Folding paperboard box manufacturing.....	322212		23.1	4.4	0.5	0.9	1.9	0.7
Primary products.....		322212-P	21.9	4.6	0.5	0.9	2.1	0.8
Folding paperboard boxes, packaging, and packaging components.....		322212-0	21.9	4.6	0.5	0.9	2.1	0.8
Secondary products and miscellaneous receipts.....		322212-SM						
Other paperboard container manufacturing.....	322219		18.1	2.6	0.7	0.3	0.4	0.4
Primary products.....		322219-P	19.8	3.0	0.7	0.3	0.5	0.3
Setup (rigid) paperboard boxes.....		322219-1	41.6	2.9	1.6	-0.3	2.8	1.6
Paperboard fiber drums with ends of any material.....		322219-7	-1.4	2.0	0.0	-0.2	-0.3	0.0
Fiber cans, tubes, and similar fiber products.....		322219-8	20.8	1.3	1.4	0.5	0.0	0.1
Fiber cans, all fiber and composite.....		322219-81	27.0	0.0	0.4	0.6	-0.4	0.3
Fiber cores and tubes.....		322219-82	18.0	2.0	2.0	0.4	0.2	0.0
Paperboard cones, reels, spools, bobbins, blocks, and all vulcanized fiber products.....		322219-83	1.4	0.0	0.0	0.1	0.0	0.0
Secondary products and miscellaneous receipts.....		322219-SM						
Miscellaneous receipts.....		322219-M	8.4	0.0	4.4	0.0	0.0	0.0
Paper bag and coated and treated paper mfg.....	32222		11.4	1.7	0.3	1.3	-0.2	1.0
Paper bag and coated and treated paper manufacturing.....	322220		11.4	1.7	0.3	1.3	-0.2	1.0
Primary products.....		322220-P	12.0	1.9	0.5	1.4	-0.2	1.1
Specialty bags, pouches, and liners, multiweb laminations and foil, except film-film.....		322220-C	15.1	-0.9	0.0	2.8	0.3	0.3
Uncoated single-web paper grocers' bags and sacks and variety and shopping bags.....		322220-D	4.8	0.0	0.0	0.0	0.0	1.4
Laminated aluminum foil rolls and sheets for flexible packaging uses.....		322220-F	19.0	0.1	0.1	10.4	0.0	0.0
Pasted, lined, laminated, or surface-coated paperboard.....		322220-G	13.8	1.6	0.5	0.0	0.0	0.0
Single-web paper, rolls and sheets, including waxed, for flexible packaging uses.....		322220-H	25.2	10.2	0.0	1.6	0.0	0.5
Multiweb laminated rolls and sheets, except foil, for flexible packaging uses.....		322220-J	14.6	3.7	-1.0	1.3	0.0	0.3
Printing paper, coated at establishments other than where paper was produced.....		322220-K	0.9	2.1	0.0	0.0	0.0	0.0
Pressure-sensitive products.....		322220-N	13.4	1.1	1.3	0.2	0.1	1.3
Wallcoverings.....		322220-7	0.0	0.0	0.0	0.0	0.0	0.0
Converted foil for nonpackaging applications.....		322220-8	19.5	3.5	9.3	0.0	0.0	0.0
Other coated and processed papers, except for packaging uses.....		322220-9	10.4	2.4	-0.7	2.1	-2.5	5.3
Secondary products and miscellaneous receipts.....		322220-SM						
Miscellaneous receipts.....		322220-M	-5.3	0.9	-6.1	0.0	-0.9	0.0
Stationery product mfg.....	32223		25.8	2.8	-1.4	2.2	-3.4	3.7

See footnotes at end of table.

Table 12. Producer price index percentage changes for the net output of selected industries and their products, not seasonally adjusted — Continued
 [December 2022]

Title ¹	Industry code	Product code	Unadjusted 12-month percent change ²	Unadjusted 1-month percent change ²					
				Dec. 2021 to Dec. 2022 ^P	July to Aug.	Aug. to Sept. ^P	Sept. to Oct. ^P	Oct. to Nov. ^P	Nov. to Dec. ^P
Stationery product mfg - Continued									
Stationery product manufacturing.....	322230		25.8	2.8	-1.4	2.2	-3.4	3.7	
Primary products.....		322230-P	26.5	3.0	-1.3	2.4	-3.7	4.0	
Die-cut paper and paperboard office supplies.....		322230-4	28.4	0.0	0.0	0.0	0.0	0.8	
Envelopes, commercial, all types and materials.....		322230-5	28.4	2.2	0.0	0.5	0.3	0.5	
Tablets, pads and related products.....		322230-9	22.1	0.1	0.2	0.1	3.2	2.1	
Secondary products and miscellaneous receipts.....		322230-SM							
Miscellaneous receipts.....		322230-M	6.5	-0.7	-6.6	-0.2	0.3	-0.3	
Other converted paper product mfg.....	32229		10.9	0.3	2.0	0.8	0.8	-0.1	
Sanitary paper product manufacturing.....	322291		9.8	0.3	2.6	1.0	1.1	-0.2	
Primary products.....		322291-P	9.2	0.2	1.7	1.6	1.0	0.1	
Disposable diapers and similar disposable products, made from purchased sanitary paper stock.....		322291-2	4.2	0.0	0.3	2.4	0.0	0.0	
Sanitary tissue paper products, made from purchased sanitary paper stock or wadding.....		322291-5	16.4	0.5	3.7	0.6	2.4	0.1	
Secondary products and miscellaneous receipts.....		322291-SM							
Miscellaneous receipts.....		322291-M	24.8	1.3	29.8	-14.7	2.2	-6.4	
All other converted paper product mfg.....	322299		13.1	0.4	0.8	0.4	0.3	0.0	
Primary products.....		322299-P	12.6	0.3	0.8	0.4	0.3	0.2	
Molded pulp goods, including egg cartons, florist pots, food trays, etc.....		322299-1	16.3	-0.2	1.8	0.1	0.7	3.1	
Miscellaneous converted paper and paperboard products.....		322299-3	11.8	0.4	0.6	0.5	0.2	-0.4	
Secondary products and miscellaneous receipts.....		322299-SM							
Printing and related support activities.....	323		16.0	0.8	0.5	0.2	0.7	0.8	
Printing and related support activities.....	3231		16.0	0.8	0.5	0.2	0.7	0.8	
Printing.....	32311		16.3	0.8	0.5	0.2	0.7	0.9	
Commercial screen printing.....	323113		9.9	0.8	0.2	0.5	0.0	0.8	
Primary products.....		323113-P	10.4	1.0	0.0	0.5	0.0	0.8	
Screen printing on garments, apparel accessories, and other fabric articles, excluding labels.....		323113-4	8.2	0.1	0.0	0.1	0.0	0.0	
Screen printing (excluding on textiles, apparel, apparel accessories, and labels).....		323113-6	15.6	3.1	0.0	1.5	-	-	
Secondary products and miscellaneous receipts.....		323113-SM							
Miscellaneous receipts.....		323113-M	8.5	0.0	1.3	0.0	0.0	1.1	
Secondary products.....		323113-S	7.3	0.6	0.5	0.3	0.1	0.6	
Books printing.....	323117		25.1	0.9	1.1	1.1	1.5	1.1	
Primary products.....		323117-P	24.6	1.0	1.1	1.2	1.7	0.5	
Other book and pamphlet printing and binding.....		323117-E	4.4	0.0	0.1	0.0	0.0	1.9	
Textbook printing and binding.....		323117-1	23.2	0.9	0.3	0.7	0.1	0.0	
Technical, scientific, & professional book printing & binding.....		323117-3	22.4	0.2	1.7	0.7	0.0	0.7	
Religious book printing and binding.....		323117-5	26.2	2.0	2.2	1.1	0.6	0.1	
General book (trade, etc.) printing & binding.....		323117-7	37.1	1.6	1.5	2.2	3.8	0.1	
Secondary products and miscellaneous receipts.....		323117-SM							
Commercial printing, except screen and books.....	32311K		16.4	0.8	0.5	0.1	0.7	0.8	
Primary products.....		32311K-P	14.3	0.9	0.6	0.1	0.4	0.6	
Commercial lithographic printing.....		32311K-0	16.4	1.3	0.5	0.1	0.4	1.0	
Other commercial and general job printing (lithographic).....		32311K-0B	24.7	1.8	0.3	0.1	0.6	3.0	
Magazine and periodical printing (lithographic).....		32311K-01	16.6	0.4	3.0	0.4	0.0	1.5	
Label and wrapper printing (lithographic).....		32311K-03	4.4	0.0	0.0	0.0	0.0	0.0	
Catalog and directory printing (lithographic).....		32311K-05	14.6	6.6	-0.2	-0.2	0.5	0.2	
Advertising printing (lithographic).....		32311K-09	12.6	0.8	0.2	0.3	0.8	0.4	
Commercial flexographic printing.....		32311K-2	18.9	0.0	0.9	0.2	0.2	0.0	
Label and wrapper printing (flexographic).....		32311K-21	20.6	0.0	0.9	0.1	0.0	0.0	
Quick printing.....		32311K-4	7.2	0.0	0.0	0.0	0.0	2.0	
Digital printing.....		32311K-5	11.3	0.7	1.0	0.0	1.2	0.3	
Manifold business forms printing.....		32311K-6	0.2	0.0	0.0	0.0	0.0	0.1	
Other commercial printing.....		32311K-9	2.9	1.2	0.0	0.0	0.0	0.0	
All other commercial and general job printing.....		32311K-9V	0.2	0.0	0.0	0.0	0.0	0.0	
Secondary products and miscellaneous receipts.....		32311K-SM							
Miscellaneous receipts.....		32311K-M	20.2	0.0	0.2	0.1	0.0	0.0	
Secondary products.....		32311K-S	49.5	1.2	0.0	0.1	5.2	5.1	
Support activities for printing.....	32312		5.8	0.2	0.6	0.3	0.0	0.3	
Support activities for printing.....	323120		5.8	0.2	0.6	0.3	0.0	0.3	
Primary products.....		323120-P	6.0	0.2	0.4	0.3	0.0	0.3	

See footnotes at end of table.

Table 12. Producer price index percentage changes for the net output of selected industries and their products, not seasonally adjusted — Continued
 [December 2022]

Title ¹	Industry code	Product code	Unadjusted 12-month percent change ²	Unadjusted 1-month percent change ²				
			Dec. 2021 to Dec. 2022 ^P	July to Aug.	Aug. to Sept. ^P	Sept. to Oct. ^P	Oct. to Nov. ^P	Nov. to Dec. ^P
Support activities for printing - Continued								
Softcover, pamphlet, sample book, and other binding of books and materials printed elsewhere.....		323120-3	16.9	1.3	1.8	1.6	0.0	1.7
Miscellaneous binding and postpress work, incl collating, perforating, folding, gluing, etc.....		323120-5	6.9	0.0	0.2	0.0	0.0	0.0
Prepress services, excl platemaking (incl film, assembled flats, color sep., typesetting, etc.).....		323120-7	3.9	0.0	0.0	0.0	0.0	0.0
Printing plates and cylinders, prepared for printing (excl blank plates and blank cylinders).....		323120-9	0.7	0.0	0.0	0.0	0.0	0.0
Secondary products and miscellaneous receipts.....		323120-SM						
Petroleum and coal products manufacturing.....	324		7.1	-12.3	1.2	4.6	-4.4	-19.9
Petroleum and coal products mfg.....	3241		7.1	-12.3	1.2	4.6	-4.4	-19.9
Petroleum refineries.....	32411		6.0	-13.1	1.2	4.9	-4.7	-21.4
Petroleum refineries.....	324110		6.0	-13.1	1.2	4.9	-4.7	-21.4
Primary products.....		324110-P	5.5	-13.5	1.2	5.0	-4.9	-22.1
Kerosene, except jet fuel.....		324110-B	35.0	-7.3	8.6	0.9	-2.0	-21.2
Light fuel oils.....		324110-C	21.2	-12.2	9.9	10.4	-3.6	-28.2
Home heating oil and other distillates, NEC.....		324110-C1	37.0	-6.1	0.8	10.5	-7.8	-14.7
Diesel fuel.....		324110-C2	20.4	-12.5	10.3	10.4	-3.4	-28.7
Heavy fuel oils, including No. 5, No. 6, heavy diesel, gas enrichment oils, etc.....		324110-E	-0.8	-16.7	-2.1	-17.9	6.7	-3.4
Unfinished oils and lubricating oil base stock.....		324110-J	25.1	-0.7	-5.4	-2.6	-4.1	-3.8
Liquefied refinery gases, including other aliphatics (feed stock and other uses).....		324110-R	-36.9	-12.7	-4.1	-11.4	-5.6	-17.8
Other finished petroleum products, including waxes.....		324110-T	-32.6	-26.7	-7.8	-4.4	9.7	-2.8
Gasoline, including finished base stocks and blending agents.....		324110-1	-5.9	-15.7	-4.9	4.5	-8.1	-19.3
Motor gasoline, including finished base stocks and blending agents.....		324110-12	-6.1	-15.7	-5.2	4.7	-8.2	-19.2
Regular gasoline.....		324110-121	-6.7	-15.4	-5.6	5.1	-8.8	-18.8
Mid-premium gasoline.....		324110-122	-4.6	-19.6	-2.0	3.6	-7.9	-19.3
Premium gasoline.....		324110-123	-1.4	-17.4	-3.1	2.5	-4.8	-21.4
Jet fuel.....		324110-6	35.4	-11.1	1.9	0.9	-2.3	-17.6
Asphalt.....		324110-9	-24.5	-5.0	-11.2	-7.4	-7.3	-38.6
Secondary products and miscellaneous receipts.....		324110-SM1						
Asphalt paving and roofing materials mfg.....	32412		13.4	0.7	0.3	-0.3	-0.1	-1.0
Asphalt paving mixture & block manufacturing.....	324121		15.3	0.9	-0.1	-0.6	-0.8	-2.2
Primary products.....		324121-P	15.7	1.0	-0.1	-0.7	-0.8	-2.4
Asphalt paving mixtures & blocks.....		324121-0	15.7	1.0	-0.1	-0.7	-0.8	-2.4
Emulsified asphalt, including liquid additives.....		324121-0111	20.1	-0.1	-0.7	-0.7	-1.3	-1.6
Other liquid asphalt and tar paving materials, including cut-backs.....		324121-0121	36.0	4.9	0.5	0.4	-1.0	-4.7
Asphalt and tar paving mixt. (excl liquid), incl bitum. or asph. concrete, asph. paving cement.....		324121-0131	12.3	0.9	0.0	-0.9	-0.6	-2.6
Secondary products and miscellaneous receipts.....		324121-SM						
Miscellaneous receipts.....		324121-M	12.6	0.0	0.0	0.0	0.0	0.0
Secondary products.....		324121-S	7.1	0.0	0.0	0.0	0.0	1.7
Asphalt shingle and coating materials manufacturing.....	324122		11.5	0.5	0.7	0.0	0.6	0.3
Primary products.....		324122-P	11.4	0.5	0.7	0.0	0.6	0.4
Roofing asphalts and pitches, coatings, and cements.....		324122-1	9.4	2.9	0.0	0.0	0.0	0.0
Prepared asphalt and tar roofing and siding products, incl. saturated felts for nonbuilding use.....		324122-2	11.7	0.2	0.8	0.0	0.7	0.4
Asphalt smooth-surfaced roll roofing and cap sheets, organic and fiberglass base.....		324122-21	18.4	0.2	0.0	0.8	0.0	0.3
Asphalt mineral-surfaced roll roofing and cap sheets, organic and fiberglass base.....		324122-22	15.7	0.6	0.5	1.1	-0.1	0.4
Other prepared asphalt and tar products for roofing and siding.....		324122-27	12.8	0.4	0.3	0.8	0.1	-0.1
Secondary products and miscellaneous receipts.....		324122-SM						
Other petroleum and coal products mfg.....	32419		24.2	0.3	2.2	1.0	0.1	-0.4
Petroleum lubricating oil and grease mfg.....	324191		22.3	0.5	2.6	1.5	0.4	-0.3
Primary products.....		324191-P	23.3	0.5	2.8	1.6	0.3	-0.2
Petroleum lubricating oils and greases, refined petroleum.....		324191-0	23.3	0.5	2.8	1.6	0.3	-0.2
Lubricating oils (incl. hydraulic fluids, etc.), refined petroleum.....		324191-011	25.0	0.6	3.1	1.7	0.4	-0.2
Secondary products and miscellaneous receipts.....		324191-SM						
Miscellaneous receipts.....		324191-M	-	0.3	0.0	-3.9	2.1	-6.8
All other petroleum and coal products mfg.....	324199		32.1	-0.2	0.6	-0.6	-0.8	-0.6
Primary products.....		324199-P	32.4	0.1	0.6	-0.6	-0.9	-0.6
Coke oven and blast furnace products, made in coke oven establishments.....		324199-3	34.8	-1.7	-0.3	0.9	-2.1	0.0

See footnotes at end of table.

Table 12. Producer price index percentage changes for the net output of selected industries and their products, not seasonally adjusted — Continued
 [December 2022]

Title ¹	Industry code	Product code	Unadjusted 12-month percent change ²	Unadjusted 1-month percent change ²				
				Dec. 2021 to Dec. 2022 ^P	July to Aug.	Aug. to Sept. ^P	Sept. to Oct. ^P	Oct. to Nov. ^P
All other petroleum and coal products mfg. - Continued								
All other petroleum and coal products (excl. coke oven products), made in coke oven estab.....		324199-9	30.2	1.7	1.4	-2.0	0.2	-1.1
Secondary products and miscellaneous receipts.....		324199-SM						
Chemical mfg.....	325		6.3	-0.2	-0.3	-0.3	-0.4	-0.6
Basic chemical mfg.....	3251		8.4	-1.8	-1.2	-0.6	-0.1	-1.5
Petrochemical mfg.....	32511		-17.7	-8.3	-5.4	-4.9	-7.2	-6.1
Petrochemical manufacturing.....	325110		-18.2	-8.6	-5.2	-5.1	-7.0	-6.2
Primary products.....		325110-P	-22.1	-10.8	-3.5	-7.0	-5.4	-7.2
Secondary products and miscellaneous receipts.....		325110-SM						
Industrial gas mfg.....	32512		14.3	-0.7	0.4	0.2	5.6	-0.8
Industrial gas manufacturing.....	325120		14.3	-0.7	0.4	0.2	5.6	-0.8
Primary products.....		325120-P	14.6	-0.7	0.4	0.2	5.8	-0.8
Oxygen.....		325120-A	41.6	-0.3	0.3	-0.1	1.2	0.1
Argon and hydrogen.....		325120-C	1.8	-0.4	1.0	-0.1	0.0	1.1
Other industrial gases (including fluorocarbon and acetylene).....		325120-T	13.2	-1.0	0.0	0.0	8.2	-0.9
Carbon dioxide.....		325120-4	23.7	0.7	2.6	-0.1	-1.1	-2.6
Nitrogen.....		325120-7	16.5	0.3	1.0	2.3	1.7	-1.6
Secondary products and miscellaneous receipts.....		325120-SM						
Synthetic dye and pigment mfg.....	32513		23.8	3.9	1.4	-1.7	5.2	0.4
Synthetic dye and pigment manufacturing.....	325130		23.8	3.9	1.4	-1.7	5.2	0.4
Primary products.....		325130-P	24.8	4.1	1.4	-1.8	5.5	0.5
All other inorganic pigments, including TiO2, chrome colors, and other white opaque pigments.....		325130-N	27.7	4.3	1.8	-1.6	6.4	0.0
Synthetic organic dyes, pigments, lakes, and toners.....		325130-R	17.4	3.7	0.6	-2.5	2.9	1.8
Synthetic organic dyes.....		325130-R8	16.5	4.0	-1.2	0.0	0.2	0.3
Synthetic organic pigments, lakes, and toners.....		325130-R9	17.8	3.6	1.4	-3.6	4.1	2.4
Secondary products and miscellaneous receipts.....		325130-SM						
Secondary products.....		325130-S	10.8	0.4	0.9	-0.3	0.4	0.0
Other basic inorganic chemical manufacturing.....	32518		22.6	-0.2	1.0	-2.1	0.6	0.1
Other basic inorganic chemical manufacturing.....	325180		22.7	-0.2	1.0	-2.0	0.6	0.1
Primary products.....		325180-P	28.3	0.0	1.3	1.1	1.1	0.3
Potassium and sodium compounds, excluding bleaches, alkalis, and alum.....		325180-A	35.2	4.3	1.2	3.8	2.8	3.7
All other inorganic chemicals.....		325180-H	11.0	1.1	0.2	-0.2	0.7	1.2
Inorganic acids, excluding nitric, sulfuric and phosphoric.....		325180-3	31.7	-0.5	4.5	3.5	2.4	-2.6
Sodium hydroxide (caustic soda).....		325180-4	53.7	0.8	0.8	3.4	2.5	0.1
Carbon black, all processes.....		325180-6	12.5	-1.2	-0.1	-6.0	-2.2	-1.6
Other alkalis.....		325180-7	-	3.4	4.7	2.8	1.2	-
Sulfuric acid.....		325180-9	-	-12.8	6.7	-1.1	-	-
Secondary products and miscellaneous receipts.....		325180-SM						
Miscellaneous receipts.....		325180-M	-1.7	-0.6	0.2	-17.5	0.8	-0.8
Secondary products.....		325180-S	-	-0.7	-	-	-	-
Other basic organic chemical mfg.....	32519		9.6	-1.1	-0.8	0.8	0.9	-1.3
Ethyl alcohol manufacturing.....	325193		-7.2	-2.8	0.8	-1.7	2.5	-4.7
Primary products.....		325193-P	-18.3	-4.1	-0.3	-2.5	4.3	-6.8
Ethyl alcohol.....		325193-0	-18.3	-4.1	-0.3	-2.5	4.3	-6.8
Secondary products and miscellaneous receipts.....		325193-SM						
Secondary products.....		325193-S	11.8	-0.2	4.4	0.1	-1.4	-0.7
Cyclic crude, intermediate, and gum and wood chemical mfg.....	325194		4.1	0.2	-2.1	-1.4	-0.7	-0.1
Primary products.....		325194-P	8.1	0.2	-2.0	0.4	0.2	-0.1
Gum and wood chemicals, including wood distillation products.....		325194-1	19.3	3.4	-0.6	1.5	0.8	-0.1
Cyclic crude and intermediate chemicals.....		325194-2	5.0	-0.8	-2.4	0.1	0.0	-0.1
Secondary products and miscellaneous receipts.....		325194-SM						
All other basic organic chemical manufacturing.....	325199		19.0	-0.4	-1.4	2.1	0.4	0.1
Primary products.....		325199-P	15.3	-1.2	-1.8	2.5	0.4	0.0
Natural organic chemicals.....		325199-E	36.2	1.8	-4.9	9.7	-1.4	0.0
Synthetic organic chemicals for use as flavor and perfume materials.....		325199-H	14.8	-	-	-	-	0.0
Synthetic organic plasticizers.....		325199-N	-3.1	-1.1	-5.9	-4.2	-1.1	-11.1
Other synthetic organic chemicals.....		325199-R	-0.6	-1.4	0.2	-1.9	-2.7	0.3
Miscellaneous end use chemicals and chemical products, excluding urea.....		325199-T	21.5	1.7	-0.4	2.4	0.9	4.5

See footnotes at end of table.

Table 12. Producer price index percentage changes for the net output of selected industries and their products, not seasonally adjusted — Continued
 [December 2022]

Title ¹	Industry code	Product code	Unadjusted 12-month percent change ²	Unadjusted 1-month percent change ²				
				Dec. 2021 to Dec. 2022 ^P	July to Aug.	Aug. to Sept. ^P	Sept. to Oct. ^P	Oct. to Nov. ^P
All other basic organic chemical manufacturing - Continued								
Miscellaneous cyclic and acyclic chemicals and chemical products, excluding fatty acid esters.....		325199-V	21.8	-4.5	-3.9	7.8	1.1	-3.0
Fatty acids.....		325199-1	11.8	-4.1	-5.1	-5.2	2.6	-6.7
Industrial organic flavor oil mixtures and blends.....		325199-7	13.1	0.3	0.0	0.0	0.0	0.0
Secondary products and miscellaneous receipts.....		325199-SM						
Miscellaneous receipts.....		325199-M	12.3	0.0	0.0	1.9	0.0	1.4
Secondary products.....		325199-S	-	3.8	0.4	0.0	0.5	0.1
Resin, synthetic rubber, and artificial/synthetic fiber/filaments mfg.....	3252		-7.4	-2.2	-0.4	-2.0	-3.3	-2.2
Resin and synthetic rubber mfg.....	32521		-8.6	-2.6	-0.5	-2.2	-3.6	-2.2
Plastics material and resins mfg.....	325211		-9.3	-2.9	-0.5	-2.2	-3.6	-2.0
Primary products.....		325211-P	-11.7	-3.4	-0.6	-2.6	-4.3	-2.4
Thermoplastic resins and plastics materials.....		325211-1	-15.0	-3.9	-0.9	-2.9	-5.3	-2.8
Thermosetting resins and plastics materials.....		325211-4	15.0	-0.3	0.8	-0.6	2.1	0.2
Secondary products and miscellaneous receipts.....		325211-SM						
Synthetic rubber manufacturing.....	325212		0.6	0.1	-0.4	-1.6	-3.6	-4.3
Primary products.....		325212-P	0.3	0.1	-0.6	-1.7	-3.9	-4.6
Synthetic rubber (vulcanizable elastomers).....		325212-0	0.3	0.1	-0.6	-1.7	-3.9	-4.6
Secondary products and miscellaneous receipts.....		325212-SM						
Artificial fibers and filaments manufacturing.....	32522		5.8	2.3	0.5	-0.2	-0.6	-1.7
Artificial fibers and filaments manufacturing.....	325220		5.9	2.3	0.5	-0.2	-0.5	-1.7
Primary products.....		325220-P	7.9	3.0	1.3	0.2	-0.2	-1.6
Polyester manufactured fibers.....		325220-7	23.2	-0.6	5.0	1.8	-0.8	-3.2
Other noncellulosic organic fibers, incl. polyamide, polyolefin, and producer-textured.....		325220-9	3.7	4.1	0.2	-0.4	0.0	-1.0
Secondary products and miscellaneous receipts.....		325220-SM						
Pesticide, fertilizer, and other agricultural chemical mfg.....	3253		17.7	0.9	0.0	1.9	0.5	0.4
Fertilizer mfg.....	32531		7.5	1.3	-0.6	2.0	1.0	-0.4
Nitrogenous fertilizer manufacturing.....	325311		8.5	-1.7	-1.6	5.1	2.9	-1.2
Primary products.....		325311-P	8.5	-1.7	-1.1	5.3	2.9	-1.2
Synthetic ammonia, nitric acid, ammonium compounds, and urea.....		325311-A	8.7	-1.8	-1.2	5.6	3.0	-1.2
Fertilizer materials of organic origin.....		325311-7	4.9	0.0	0.0	0.0	0.0	0.0
Secondary products and miscellaneous receipts.....		325311-SM						
Secondary products.....		325311-S	7.2	0.0	-17.2	-4.3	4.4	-4.3
Phosphatic fertilizer manufacturing.....	325312		4.2	2.4	0.2	-0.1	-0.1	0.0
Primary products.....		325312-P	3.8	2.7	0.1	-0.1	-0.1	0.0
Phosphoric acid, superphosphates, and other phosphatic fertilizer materials.....		325312-A	-0.8	0.0	0.2	-0.1	-0.1	0.0
Mixed fertilizers, made in plants which manufacture fertilizer materials.....		325312-7	21.8	12.3	0.0	0.0	0.0	0.0
Secondary products and miscellaneous receipts.....		325312-SM						
Fertilizer, mixing only, manufacturing.....	325314		13.8	5.2	-0.3	0.6	-0.2	0.7
Primary products.....		325314-P	14.6	5.9	-0.4	0.7	-0.2	1.0
Mixed fertilizers, mixing only.....		325314-0	14.6	5.9	-0.4	0.7	-0.2	1.0
Mixed fertilizers, dry, mixing only.....		325314-01	18.8	8.5	-0.4	-0.3	0.2	1.2
Mixed fertilizers, liquid, mixing only.....		325314-02	-1.7	-5.4	-0.2	5.3	-2.4	0.2
Secondary products and miscellaneous receipts.....		325314-SM						
Miscellaneous receipts.....		325314-M	-	-4.0	0.6	-0.4	0.0	-4.1
Pesticide and other agricultural chemical mfg.....	32532		35.1	0.3	0.8	1.9	-0.2	1.5
Pesticide and other agricultural chemical manufacturing.....	325320		35.1	0.3	0.8	1.9	-0.2	1.5
Primary products.....		325320-P	37.1	0.3	0.8	2.0	-0.2	1.6
Agricultural and commercial pesticides and chemicals.....		325320-1	41.2	0.4	0.3	2.3	-0.3	1.8
Lawn and garden pesticides and chemicals.....		325320-4	13.9	-0.8	10.6	0.0	1.1	0.0
Household and institutional pesticides and chemicals.....		325320-7	13.9	0.0	0.6	0.0	0.0	0.0
Secondary products and miscellaneous receipts.....		325320-SM						
Pharmaceutical and medicine mfg.....	3254		4.1	0.5	0.1	0.3	0.0	-0.3
Pharmaceutical and medicine mfg.....	32541		4.1	0.5	0.1	0.3	0.0	-0.3
Medicinal and botanical manufacturing.....	325411		2.0	0.1	0.3	-0.1	0.5	0.0
Primary products.....		325411-P	2.0	0.1	0.3	-0.1	0.5	0.0
Synthetic organic medicinal chemicals, medicinal & botanical drugs, & other products.....		325411-0	2.0	0.1	0.3	-0.1	0.5	0.0
Pharmaceutical preparation manufacturing.....	325412		4.5	0.2	0.1	0.3	0.0	0.0

See footnotes at end of table.

Table 12. Producer price index percentage changes for the net output of selected industries and their products, not seasonally adjusted — Continued
 [December 2022]

Title ¹	Industry code	Product code	Unadjusted 12-month percent change ²	Unadjusted 1-month percent change ²				
				Dec. 2021 to Dec. 2022 ^P	July to Aug.	Aug. to Sept. ^P	Sept. to Oct. ^P	Oct. to Nov. ^P
Pharmaceutical preparation manufacturing - Continued								
Primary products.....		325412-P	2.3	0.0	0.0	0.1	0.0	0.0
Pharmaceuticals acting on the respiratory system, for human use.....		325412-A	1.5	0.0	0.0	0.2	0.0	0.0
Antihistamines and bronchodilators, including antiasthmatics.....		325412-A111	3.6	0.0	0.0	0.0	0.0	0.0
Other respiratory preparations.....		325412-A112	0.7	0.0	0.0	0.3	0.0	0.0
Other respiratory preparations, over-the-counter.....		325412-A112OC	4.1	0.0	0.0	1.8	0.0	0.0
Other respiratory preparations, prescription.....		325412-A112RX	0.0	0.0	0.0	0.0	0.0	0.0
Pharmaceuticals acting on the digestive or the genito-urinary systems, for human use.....		325412-D	-0.4	0.0	0.0	0.0	0.0	0.0
Other digestive or genito-urinary preparations.....		325412-D112	-0.4	0.0	0.0	0.0	0.0	0.0
Other digestive or genito-urinary preparations, prescription.....		325412-D112RX	-0.5	0.0	0.0	0.0	0.0	0.0
Pharmaceuticals acting on the skin, for human use.....		325412-G	0.2	0.0	0.0	0.0	0.0	0.0
Other pharmaceutical preparations acting on the skin.....		325412-G311	0.3	0.0	0.0	0.0	0.0	0.0
Anti-acne preparations.....		325412-G411	0.0	0.0	0.0	0.0	0.0	0.0
Vitamin, nutrient, and hematonic preparations, for human use.....		325412-L	5.0	0.3	0.1	0.7	0.0	0.1
Multivitamins.....		325412-L111	7.9	0.0	0.0	0.4	0.0	0.0
Other vitamins and nutrients.....		325412-L112	2.9	0.6	0.1	0.9	0.0	0.1
Pharmaceuticals affecting parasitic and infective diseases, for human use.....		325412-Q	1.7	0.0	0.0	0.0	0.1	0.0
Broad and medium spectrum antibiotics.....		325412-Q111	1.1	0.0	0.0	0.0	0.6	0.0
Systemic antivirals.....		325412-Q112	3.5	0.0	0.0	0.0	0.0	0.0
Other parasitic and infective diseases.....		325412-Q113	1.4	0.0	0.0	0.0	0.0	0.0
Pharmaceuticals affecting neoplasms, the endocrine system, & metabolic diseases, for human use.....		325412-1	1.7	0.0	0.0	0.0	0.0	0.0
Cancer therapy products.....		325412-1111	4.6	0.0	0.0	0.0	0.0	0.0
Insulin/antidiabetes products.....		325412-1112	2.8	0.0	0.0	0.0	0.0	0.0
Other neoplasms, endocrine system, and metabolic diseases.....		325412-1113	1.2	0.0	0.0	0.0	0.0	0.0
Hormones and oral contraceptives.....		325412-1114	1.1	0.4	0.0	0.0	0.0	0.0
Pharmaceuticals acting on the central nervous system and the sense organs, for human use.....		325412-4	3.8	0.0	0.0	0.0	0.0	0.0
Analgesics.....		325412-4111	5.0	0.0	0.0	0.0	0.0	0.0
Psychotherapeutics.....		325412-4112	2.6	0.0	0.0	0.0	0.0	0.0
Antidepressants.....		325412-41121	2.7	0.0	0.0	0.0	0.0	0.0
Other psychotherapeutics, including tranquilizers.....		325412-41123	2.6	0.0	0.0	0.0	0.0	0.0
Other central nervous system and sense organs.....		325412-4113	3.3	0.0	0.0	0.0	0.0	0.0
Anticonvulsants.....		325412-4114	3.1	0.0	0.0	0.0	0.0	0.0
Analgesics, over-the-counter.....		325412-4111OC	0.6	0.4	0.0	0.0	0.0	0.0
Analgesics, prescription.....		325412-4111RX	5.4	0.0	0.0	0.0	0.0	0.0
Pharmaceuticals acting on the cardiovascular system, for human use.....		325412-7	0.9	0.0	0.0	0.0	0.0	0.0
Other cardiovascular preparations.....		325412-7113	0.0	0.0	0.0	0.0	0.0	0.0
Secondary products and miscellaneous receipts.....		325412-SM						
Miscellaneous receipts.....		325412-M	24.8	2.0	1.3	1.9	0.0	0.0
Secondary products.....		325412-S	3.9	0.0	0.0	0.5	0.0	0.0
In-vitro diagnostic substance manufacturing.....	325413		1.0	0.2	-0.7	0.1	0.0	-0.4
Primary products.....		325413-P	0.4	0.1	-0.5	0.2	0.0	-0.4
In-vitro diagnostic substances.....		325413-0	0.4	0.1	-0.5	0.2	0.0	-0.4
Secondary products and miscellaneous receipts.....		325413-SM						
Secondary products.....		325413-S	-	2.0	-	-	-	-
Other biological product manufacturing.....	325414		2.4	2.4	0.0	0.3	-0.1	-2.5
Primary products.....		325414-P	2.8	0.3	0.0	0.3	-0.1	0.0
Biological products, excluding diagnostic, for veterinary, industrial, and all other misc. uses.....		325414-A	1.8	1.4	0.1	1.7	-0.7	0.0
Biological products, excluding diagnostic, for human use.....		325414-T	3.0	0.0	0.0	0.0	0.0	0.0
Secondary products and miscellaneous receipts.....		325414-SM1						
Paint, coating & adhesive mfg.....	3255		19.8	0.7	0.9	0.6	0.1	0.4
Paint and coating mfg.....	32551		20.6	0.3	0.8	0.8	0.1	0.3
Paint and coating manufacturing.....	325510		20.6	0.3	0.8	0.8	0.1	0.3
Primary products.....		325510-P	20.5	0.3	0.8	0.4	0.1	0.3
Miscellaneous allied paint products including paint and varnish removers, thinners, etc.....		325510-B	10.8	0.2	1.6	-0.8	0.0	0.0
Architectural coatings.....		325510-1	26.5	0.1	0.8	1.2	0.0	0.6
Exterior architectural coatings.....		325510-11	33.0	0.3	1.5	1.4	0.0	1.5
Interior architectural coatings.....		325510-12	22.7	0.0	0.3	1.0	0.0	0.0
Product finishes for original equipment manufacturers (OEM), excluding marine coatings.....		325510-4	16.2	-0.2	1.0	0.3	0.3	0.3
Transportation finishes, except powdered and high-solids coatings.....		325510-41	7.8	-0.9	0.8	1.6	0.7	1.1

See footnotes at end of table.

Table 12. Producer price index percentage changes for the net output of selected industries and their products, not seasonally adjusted — Continued
 [December 2022]

Title ¹	Industry code	Product code	Unadjusted 12-month percent change ²	Unadjusted 1-month percent change ²				
				Dec. 2021 to Dec. 2022 ^P	July to Aug.	Aug. to Sept. ^P	Sept. to Oct. ^P	Oct. to Nov. ^P
Paint and coating manufacturing - Continued								
All other product finishes for original equipment manufacturers (OEM), excluding marine coating.....		325510-42	19.5	0.0	1.1	-0.1	0.2	0.0
Special purpose coatings incl. marine, industrial, construction and maintenance coatings, etc.....		325510-7	17.2	1.3	0.5	-0.7	0.2	0.1
Automotive, other transportation and machinery refinish paints and enamels, including primers.....		325510-71	17.7	0.6	0.0	0.3	0.0	0.0
Special purpose coatings, including all marine coatings and traffic marking paints.....		325510-72	16.9	1.6	0.7	-1.1	0.3	0.1
Secondary products and miscellaneous receipts.....		325510-SM						
Secondary products.....		325510-S	20.8	0.0	0.0	0.0	0.2	0.0
Adhesive mfg.....	32552		18.0	1.6	1.2	0.2	0.0	0.6
Adhesive manufacturing.....	325520		18.0	1.6	1.2	0.2	0.0	0.6
Primary products.....		325520-P	17.6	1.8	0.7	0.3	0.0	0.6
Nonstructural caulking compounds and sealants.....		325520-A	22.3	0.9	0.0	0.0	0.0	-0.1
Structural sealants (load bearing).....		325520-B	3.2	0.0	0.0	0.9	0.0	-3.0
Synthetic resin & rubber adhesives, incl all types of bonding & laminating adhesives.....		325520-4	17.2	2.5	1.1	0.3	0.1	1.3
Epoxy adhesives.....		325520-41	15.2	3.7	5.2	0.0	0.0	0.0
Other synthetic resin and rubber adhesives.....		325520-46	13.5	1.2	1.2	0.3	0.1	0.0
Secondary products and miscellaneous receipts.....		325520-SM						
Secondary products.....		325520-S	20.4	-0.2	1.2	0.0	0.1	0.4
Soap, cleaners, and toilet preparation mfg.....	3256		9.2	0.7	0.1	0.1	0.1	0.3
Soap & cleaning compound mfg.....	32561		9.2	0.9	0.0	-0.2	0.1	0.5
Soap and other detergent manufacturing.....	325611		9.2	0.9	0.9	0.1	0.9	0.0
Primary products.....		325611-P	9.8	1.0	1.0	0.2	1.2	0.0
Soaps and detergents, commercial, industrial, and institutional.....		325611-1	11.5	0.6	0.0	0.2	0.5	0.0
Commercial, industrial, and institutional hard surface cleaners.....		325611-11	6.7	1.0	0.0	0.0	0.0	0.0
Commercial, industrial, and institutional laundry detergents.....		325611-12	8.9	0.3	0.0	0.5	0.0	0.0
Commercial, industrial, and institutional dishwashing detergents.....		325611-13	14.1	0.3	0.0	0.0	0.0	0.0
Commercial, industrial, and institutional metal cleaners.....		325611-14	11.6	0.1	0.0	0.0	0.0	0.0
Commercial, industrial, and institutional soaps, excluding specialty cleaners.....		325611-17	9.4	2.1	0.3	0.3	0.0	0.0
Commercial, industrial, and institutional scouring cleaners.....		325611-18	-	0.0	0.0	-	-	-
Household detergents.....		325611-4	8.0	0.1	2.3	0.2	2.6	0.0
Household alkaline detergents and cleaners.....		325611-45	29.0	0.3	8.0	0.0	8.6	0.0
Household dry and liquid laundry detergents.....		325611-46	0.4	0.0	0.0	0.3	0.0	0.0
Soaps, excluding specialty cleaners, household.....		325611-7	12.1	4.5	0.7	0.0	0.0	0.0
Secondary products and miscellaneous receipts.....		325611-SM						
Miscellaneous receipts.....		325611-M	16.4	0.2	3.6	0.0	0.0	0.0
Secondary products.....		325611-S	6.3	0.4	0.3	0.0	0.0	0.0
Polish and other sanitation good mfg.....	325612		7.1	1.0	0.9	0.2	0.0	0.0
Primary products.....		325612-P	6.0	1.5	0.2	0.3	0.0	0.0
Polishing preparations and related products.....		325612-7	11.0	1.2	0.3	0.9	0.0	0.0
Specialty cleaning and sanitation products.....		325612-8	7.0	2.1	0.2	0.2	-0.1	0.0
Disinfectants, nonagricultural, industrial and institutional.....		325612-81	15.1	0.0	1.4	0.0	0.0	0.0
Air and room fresheners.....		325612-83	9.1	8.6	0.0	0.0	0.0	0.0
Laundry fabric softeners and rinses, liquid and dry.....		325612-88	2.8	0.0	0.0	0.0	0.0	0.0
Other specialty cleaning and sanitation products.....		325612-89	5.8	1.3	0.0	0.5	-0.2	0.1
Secondary products and miscellaneous receipts.....		325612-SM						
Miscellaneous receipts.....		325612-M	9.7	0.0	0.0	0.0	0.0	0.0
Surface active agent manufacturing.....	325613		11.1	1.0	-2.1	-1.2	-1.2	1.9
Primary products.....		325613-P	11.3	1.0	-2.1	-1.2	-1.2	2.0
Surfactants, finishing agents, and assistants.....		325613-0	11.3	1.0	-2.1	-1.2	-1.2	2.0
Textile and leather assistants and finishes.....		325613-01	15.1	-2.0	2.2	0.1	-8.3	0.0
Surfactants (bulk surface active agents).....		325613-02	10.8	1.6	-2.8	-1.4	0.0	2.3
Secondary products and miscellaneous receipts.....		325613-SM						
Toilet preparation mfg.....	32562		9.2	0.5	0.1	0.5	0.0	0.0
Toilet preparation manufacturing.....	325620		9.2	0.5	0.1	0.5	0.0	0.0
Primary products.....		325620-P	6.7	0.6	0.2	0.6	0.0	0.0
Denture cleaners, mouthwashes, gargles, and rinses.....		325620-A	7.8	0.0	0.1	-0.2	0.2	-0.1
Creams, lotions, and oils, excluding shaving, hair, and deodorant.....		325620-D	7.5	0.0	0.2	1.4	0.0	0.0
Other cosmetics and toilet preparations.....		325620-G	4.6	0.0	0.0	0.0	0.0	0.0
Shaving preparations.....		325620-1	15.4	0.2	0.1	0.0	0.3	0.0

See footnotes at end of table.

Table 12. Producer price index percentage changes for the net output of selected industries and their products, not seasonally adjusted — Continued
 [December 2022]

Title ¹	Industry code	Product code	Unadjusted 12-month percent change ²	Unadjusted 1-month percent change ²				
				Dec. 2021 to Dec. 2022 ^P	July to Aug.	Aug. to Sept. ^P	Sept. to Oct. ^P	Oct. to Nov. ^P
Toilet preparation manufacturing - Continued								
Perfumes, toilet waters, and colognes.....		325620-4	6.7	0.0	0.0	1.1	0.0	0.0
Hair preparations (including shampoos).....		325620-7	8.6	2.4	0.5	0.8	0.1	0.2
Hair preparations incl professional, consumer, and cream/gel shampoos.....		325620-71	9.5	2.1	0.6	0.8	0.1	0.2
Hair tonics and hair dressings incl professional and consumer use.....		325620-72	5.9	3.3	0.1	0.7	0.2	0.2
Secondary products and miscellaneous receipts.....		325620-SM						
Secondary products.....		325620-S	11.8	1.0	0.2	1.7	0.3	0.2
Other chemical product & preparation mfg.....	3259		7.1	1.9	-0.8	-1.2	0.3	0.1
Printing ink mfg.....	32591		8.7	2.3	-0.6	0.0	0.7	0.1
Printing ink manufacturing.....	325910		8.8	2.3	-0.6	0.0	0.7	0.1
Primary products.....		325910-P	9.0	2.3	-0.6	0.0	0.7	0.1
Flexographic printing inks.....		325910-A	25.8	5.4	0.0	0.0	0.0	0.0
Nonimpact/digital inks.....		325910-E	4.5	2.7	-1.7	0.0	2.0	0.4
All other printing inks.....		325910-H	5.8	0.0	1.2	0.5	-0.3	0.0
Lithographic and offset inks.....		325910-6	7.8	0.7	0.0	0.0	0.0	0.0
News and nonheat web offset printing inks.....		325910-61	7.8	0.0	0.0	0.0	0.0	0.0
Publication and commercial web inks.....		325910-62	5.9	0.0	0.0	0.0	0.0	0.0
Sheet-fed general inks.....		325910-63	11.8	2.0	0.0	0.0	0.0	0.0
Sheet-fed packaging inks.....		325910-64	9.4	1.9	0.0	0.0	0.0	0.0
Gravure printing inks.....		325910-7	0.4	0.0	0.0	0.0	0.0	0.0
Secondary products and miscellaneous receipts.....		325910-SM						
Miscellaneous receipts.....		325910-M	1.1	0.0	0.0	0.0	0.0	0.0
Secondary products.....		325910-S	2.3	0.2	-1.9	0.1	0.1	-0.5
Explosives mfg.....	32592		13.0	0.5	-0.1	1.2	1.1	0.1
Explosives manufacturing.....	325920		13.0	0.5	-0.1	1.2	1.1	0.1
Primary products.....		325920-P	14.6	0.5	-0.1	1.3	1.3	0.2
Explosives.....		325920-0	14.6	0.5	-0.1	1.3	1.3	0.2
Secondary products and miscellaneous receipts.....		325920-SM						
All other chemical product & preparation mfg.....	32599		6.6	1.9	-0.8	-1.5	0.1	0.1
Custom compounding of purchased resins.....	325991		-0.2	0.3	0.2	-2.7	0.2	-0.1
Primary products.....		325991-P	-0.2	0.3	0.2	-3.0	0.2	-0.1
Custom compounding of purchased resins and color concentrates.....		325991-0	-0.2	0.3	0.2	-3.0	0.2	-0.1
Secondary products and miscellaneous receipts.....		325991-SM						
Photographic film and chemical manufacturing.....	325992		4.9	0.8	1.4	-3.8	-0.1	-0.3
Primary products.....		325992-P	5.9	0.8	0.8	-5.6	3.5	-1.0
Photographic sensitized film, plates, paper, & cloth.....		325992-T	6.3	0.9	0.8	-7.2	4.4	-1.1
Photographic sensitized film, plates, paper, & cloth, silver-halide-type (excluding X-ray).....		325992-T1	-	1.7	0.1	-	-	-
Sensitized photographic film, plates, paper & cloth, other than silver-halide-type, incl. X-ray.....		325992-T3	11.5	-0.3	1.9	0.4	-0.1	1.5
Prepared photographic chemicals.....		325992-5	4.4	0.2	0.8	-0.1	0.7	-0.6
Secondary products and miscellaneous receipts.....		325992-SM						
Other miscellaneous chemical product manufacturing.....	325998		11.4	3.3	-2.4	0.3	0.2	0.4
Primary products.....		325998-P	11.5	3.7	-2.7	0.3	0.2	0.5
Water treating compounds.....		325998-A	4.0	0.2	-4.7	-0.2	0.5	0.7
All other chemical preparations, including essential oils.....		325998-J	13.1	4.5	-2.1	0.1	-0.1	0.6
Secondary products and miscellaneous receipts.....		325998-SM						
Miscellaneous receipts.....		325998-M	0.7	0.0	0.3	0.0	1.1	0.0
Secondary products.....		325998-S	18.5	-0.6	-0.3	0.4	0.5	0.1
Plastics and rubber products mfg.....	326		8.2	0.8	-0.1	-0.4	-0.1	0.1
Plastics product mfg.....	3261		7.4	0.8	-0.2	-0.6	-0.2	0.1
Unsupported plastics film, sheet, and bag mfg.....	32611		1.6	0.5	-0.7	-0.6	-0.4	-1.0
Plastics bag and pouch manufacturing.....	326111		2.3	0.8	0.0	-0.5	-1.0	-0.1
Primary products.....		326111-P	2.6	0.8	0.0	-0.5	-0.9	0.0
Single-web film specialty bags, pouches, and liners.....		326111-1	2.0	0.9	0.0	-0.5	-1.2	0.0
Polyethylene grocery and variety bags and pouches.....		326111-11	3.4	-0.1	-0.2	-0.1	-0.8	0.0
Polyethylene refuse bags.....		326111-12	-6.1	1.3	-0.2	-2.4	-3.8	0.0
Other polyethylene bags, pouches, and liners.....		326111-15	10.0	3.8	0.1	-0.2	-0.8	0.1
Coextruded single-web film specialty bags, pouches, & liners.....		326111-16	-1.8	0.0	-1.2	0.0	0.0	0.0
Multiweb film/film combination specialty bags, pouches, and liners.....		326111-3	9.4	0.0	0.0	-0.1	1.9	-0.1
Secondary products and miscellaneous receipts.....		326111-SM						

See footnotes at end of table.

Table 12. Producer price index percentage changes for the net output of selected industries and their products, not seasonally adjusted — Continued
 [December 2022]

Title ¹	Industry code	Product code	Unadjusted 12-month percent change ²	Unadjusted 1-month percent change ²				
				Dec. 2021 to Dec. 2022 ^P	July to Aug.	Aug. to Sept. ^P	Sept. to Oct. ^P	Oct. to Nov. ^P
Plastics bag and pouch manufacturing - Continued								
Secondary products.....	326112	326111-S	-2.3	-0.4	-0.4	-1.2	-3.3	-0.4
Plastics packaging film and sheet mfg.....			-3.3	-0.2	-0.1	-1.3	-0.7	-0.9
Primary products.....		326112-P	-4.0	-0.3	0.1	-1.3	-0.5	-1.0
Single-web film, rolls, and sheets, including coextruded, for flexible packaging uses.....		326112-1	-1.9	-1.0	0.5	-1.5	-0.4	0.3
Single-web film, rolls, and sheets for flexible packaging uses.....		326112-11	-1.3	-0.8	0.8	-0.9	-0.2	0.0
Coextruded single-web film, for flexible packaging uses.....		326112-12	-4.8	-2.0	-0.6	-4.3	-1.7	1.9
Film/film multiweb laminated rolls and sheets, excluding foil, for flexible packaging uses.....		326112-3	-9.2	1.5	-1.0	-0.8	-0.7	-4.3
Secondary products and miscellaneous receipts.....	326112-SM							
Secondary products.....	326112-S		2.9	1.1	-1.7	-0.7	-2.3	-0.4
Nonpackaging plastics film and sheet mfg.....								
Primary products.....	326113	326113-P	4.8	0.8	-1.4	-0.2	0.1	-1.4
Unlaminated plastics film and sheet, excluding packaging.....		326113-0	5.1	0.8	-1.1	-0.3	-0.4	-0.7
Unlaminated polyethylene film and sheet.....		326113-01	6.1	-0.4	1.7	0.7	-0.4	0.1
Unlaminated vinyl and vinyl copolymer film and sheet.....		326113-03	14.1	0.0	2.2	0.0	0.0	-2.2
Miscellaneous unlaminated plastics film and sheet.....		326113-04	6.3	3.3	-5.4	-0.7	0.0	-0.7
Secondary products and miscellaneous receipts.....	326113-SM							
Secondary products.....	326113-S		5.1	0.5	-2.9	0.9	3.3	-5.1
Plastics pipe/fitting/unsupported shapes mfg.....								
Unlaminated plastics profile shape manufacturing.....	326121		9.7	0.9	-0.8	-1.5	0.4	0.1
Primary products.....		326121-P	13.0	3.2	-1.3	-1.6	2.3	3.0
Unlaminated plastics profile shapes.....		326121-0	13.9	3.5	-1.4	-1.6	2.5	3.1
Secondary products and miscellaneous receipts.....	326121-SM							
Plastics pipe and pipe fitting manufacturing.....								
Primary products.....	326122	326122-P	8.3	0.0	-0.6	-1.5	-0.4	-1.1
Plastics pipe.....		326122-1	8.1	-0.1	-0.7	-1.6	-0.4	-1.2
Plastics drain, waste and vent pipe.....		326122-11	6.5	-0.2	-0.8	-1.9	-0.1	-1.4
Plastics water pipe.....		326122-13	2.8	-1.6	0.7	-4.9	-1.6	-2.1
Plastics sewer, stormdrain, and water main pipe.....		326122-18	9.1	0.2	-0.5	0.3	-0.1	-2.2
Other plastics pipe.....		326122-1B	7.5	1.3	-3.1	-1.7	1.1	-1.4
Plastics pipe fittings and unions.....		326122-3	0.3	0.0	-2.2	-2.3	0.0	0.0
Secondary products and miscellaneous receipts.....		326122-SM	15.5	0.3	-0.3	0.0	-1.3	-0.2
Miscellaneous receipts.....		326122-M	18.3	5.1	6.4	0.8	-0.4	0.1
Secondary products.....		326122-S1	14.0	0.0	-0.5	1.5	-0.3	-0.2
Laminated plastics plate, sheet, and shape mfg.....								
Laminated plastics plate, sheet (except packaging), and shape manufacturing.....	326130		13.0	0.7	-0.3	0.0	0.4	0.0
Primary products.....		326130-P	13.2	0.8	-0.3	0.0	0.3	0.0
Laminated plastics plate, sheet (except packaging), and shapes.....		326130-0	13.2	0.8	-0.3	0.0	0.3	0.0
Secondary products and miscellaneous receipts.....	326130-SM							
Secondary products.....	326130-S		-	0.1	0.5	0.0	-	-
Polystyrene foam product mfg.....								
Polystyrene foam product manufacturing.....	326140		18.0	1.5	0.8	-2.8	0.3	0.3
Primary products.....		326140-P	18.0	1.5	0.8	-2.8	0.3	0.3
Packaging, polystyrene foam products.....		326140-2	20.6	2.3	1.0	-3.5	0.3	0.3
Polystyrene foam food containers.....		326140-21	24.7	4.8	2.2	-4.5	0.9	0.2
Polystyrene foam protective shipping pads, shaped cushioning, etc.....		326140-22	11.2	-1.1	3.8	-7.6	1.5	1.0
Building and construction polystyrene foam products.....		326140-3	51.0	14.6	0.0	0.0	0.0	-0.9
Consumer and institutional polystyrene foam products.....		326140-5	24.5	0.4	0.0	0.0	-0.3	-0.2
All other polystyrene foam products incl. transportation application uses.....		326140-9	13.7	-0.2	0.4	-4.8	0.7	0.9
Secondary products and miscellaneous receipts.....		326140-SM	26.6	6.6	0.0	0.0	-1.9	0.0
Foam product (ex polystyrene) mfg.....								
Urethane and other foam product mfg.....	326150		5.7	-0.4	0.0	-0.3	-0.3	1.3
Primary products.....		326150-P	5.7	-0.4	0.0	-0.3	-0.3	1.3
Packaging polyurethane foam products.....		326150-2	5.3	-0.4	0.0	-0.3	-0.4	1.4
Furniture and furnishings polyurethane foam products.....		326150-4	1.1	0.0	0.0	0.0	0.0	0.0
Polyurethane foam formed & slab stock for pillows/seating/etc.....		326150-41	3.6	-1.0	-0.3	-0.9	-0.9	0.4
Consumer and institutional polyurethane foam products.....		326150-5	-3.3	-3.7	-0.9	-3.4	-0.9	0.4
All other miscellaneous polyurethane foam products.....		326150-6	15.3	0.0	0.0	0.0	0.0	12.3
Products made of foam other than polystyrene or polyurethane.....		326150-9	4.0	0.0	0.0	0.3	0.0	0.3
Secondary products and miscellaneous receipts.....		326150-SM	3.5	0.0	0.5	0.3	0.0	0.0

See footnotes at end of table.

Table 12. Producer price index percentage changes for the net output of selected industries and their products, not seasonally adjusted — Continued
 [December 2022]

Title ¹	Industry code	Product code	Unadjusted 12-month percent change ²	Unadjusted 1-month percent change ²				
				Dec. 2021 to Dec. 2022 ^P	July to Aug.	Aug. to Sept. ^P	Sept. to Oct. ^P	Oct. to Nov. ^P
Urethane and other foam product mfg. - Continued								
Secondary products.....		326150-S	10.3	-0.2	0.0	0.2	0.1	0.3
Plastics bottle mfg.....	32616		10.3	2.5	-0.5	-0.8	-0.2	0.0
Plastics bottle manufacturing.....	326160		10.3	2.5	-0.5	-0.8	-0.2	0.0
Primary products.....		326160-P	10.8	2.6	-0.5	-0.9	-0.2	0.0
Plastics bottles.....		326160-0	10.8	2.6	-0.5	-0.9	-0.2	0.0
Secondary products and miscellaneous receipts.....		326160-SM						
Other plastics product mfg.....	32619		7.2	0.7	0.0	-0.1	-0.4	0.4
Plastics plumbing fixture manufacturing.....	326191		3.7	0.3	0.2	0.0	-0.3	0.7
Primary products.....		326191-P	3.5	0.3	0.1	0.0	-0.3	0.7
Plastics plumbing fixtures.....		326191-0	3.5	0.3	0.1	0.0	-0.3	0.7
Secondary products and miscellaneous receipts.....		326191-SM						
Miscellaneous receipts.....		326191-M	9.6	-0.5	0.2	0.2	0.0	0.0
All other plastics product manufacturing.....	326199		7.3	0.7	0.0	-0.1	-0.4	0.3
Primary products.....		326199-P	7.0	0.7	0.0	-0.1	-0.4	0.0
All other reinforced and fiberglass plastics products.....		326199-A	15.6	1.1	0.9	0.0	0.0	1.7
Consumer/institutional/commercial fabricated plastics products (excl. foam and wire coated).....		326199-C	12.1	0.8	-0.7	0.4	0.2	0.0
Transportation fabricated plastics products (excluding foam and reinforced plastics).....		326199-1	4.0	0.5	0.4	0.3	-0.2	0.0
Electrical and electronic fabricated plastics (excluding foam and reinforced plastics).....		326199-2	13.4	1.2	2.0	0.9	0.0	1.7
Industrial machinery plastics products, excluding foam (incl. gears, bearings, etc.).....		326199-3	7.9	1.0	0.2	0.0	-1.5	0.0
Plastics packaging (excluding film, sheet, foam, and bottles).....		326199-4	-0.2	0.8	0.1	-1.3	-1.2	-0.5
Building & construction fabricated plastics products (excl foam, plumbing fixtures, hardware).....		326199-8	6.6	0.6	-0.2	-0.3	-0.9	-0.7
Secondary products and miscellaneous receipts.....		326199-SM						
Miscellaneous receipts.....		326199-M	15.9	0.2	0.0	0.4	0.0	8.7
Secondary products.....		326199-S	6.3	0.7	0.0	-0.1	-0.1	0.1
Rubber product mfg.....	3262		12.0	0.6	0.3	0.5	0.3	0.2
Tire mfg.....	32621		14.5	0.7	0.4	0.8	0.5	0.5
Tire manufacturing, except retreading.....	326211		14.5	0.7	0.4	0.8	0.5	0.5
Primary products.....		326211-P	15.5	0.8	0.4	0.9	0.5	0.5
Tread rubber, tire sundries, and repair materials.....		326211-H	13.5	1.3	0.0	0.0	0.0	0.0
Pneumatic tires (including passenger, truck, bus, tractor, industrial, and other tires).....		326211-0	15.8	0.8	0.5	1.0	0.6	0.6
Passenger car pneumatic tires (casings).....		326211-01	14.7	1.0	0.0	2.3	0.2	0.0
Truck and bus (including off-the-highway) pneumatic tires.....		326211-03	19.6	0.5	1.3	-1.0	1.4	1.7
Secondary products and miscellaneous receipts.....		326211-SM						
Rubber and plastics hose and belting.....	32622		5.1	1.0	0.0	-0.7	-0.1	0.1
Rubber and plastics hose and belting mfg.....	326220		5.1	1.0	0.0	-0.7	-0.1	0.1
Primary products.....		326220-P	5.5	1.1	0.0	-0.4	-0.2	0.1
Rubber and plastics belt and belting mfg.....		326220-D	9.0	1.1	0.1	0.4	0.1	0.0
Rubber and plastics transmission belts and belting (excluding flat).....		326220-D2	10.6	3.1	0.0	1.0	0.0	0.0
Rubber and plastic hose mfg.....		326220-H	3.0	1.1	0.0	-0.9	-0.3	0.1
Rubber and plastics hose for on- and off-highway motor vehicles.....		326220-H3	4.9	3.0	0.0	-1.0	-0.9	0.0
Industrial rubber and plastics hose without fittings.....		326220-H4	-0.8	0.0	0.0	-2.0	0.0	0.0
Rubber and plastics water hose (incl. fire, irrigation, etc.).....		326220-H5	2.8	0.0	0.0	-0.5	0.0	1.0
Secondary products and miscellaneous receipts.....		326220-SM						
Miscellaneous receipts.....		326220-M	-	0.0	0.0	-4.1	-	-
Other rubber product mfg.....	32629		11.4	0.3	0.2	0.5	0.3	0.0
Rubber product mfg. for mechanical use.....	326291		7.8	0.1	0.0	0.0	0.3	0.0
Primary products.....		326291-P	9.0	0.2	0.0	0.0	0.4	0.0
Other extruded rubber mechanical goods (excl. auto)(excl. tubing).....		326291-C	3.4	-0.5	0.0	0.0	0.8	0.0
Molded rubber mechanical goods, automotive.....		326291-1	1.4	0.2	0.0	0.0	0.0	0.0
Molded rubber mechanical goods, transportation (excluding automotive)/off-highway machinery.....		326291-2	5.3	1.0	0.0	0.0	0.0	0.0
Other molded rubber mechanical goods (excluding tubing).....		326291-9	10.3	-0.4	0.0	0.0	0.0	0.0
Secondary products and miscellaneous receipts.....		326291-SM						
Secondary products.....		326291-S	5.5	0.0	0.0	0.1	0.0	0.0
All other rubber product manufacturing.....	326299		13.8	0.4	0.3	0.8	0.2	0.0
Primary products.....		326299-P	14.4	0.3	0.3	0.9	0.3	0.0

See footnotes at end of table.

Table 12. Producer price index percentage changes for the net output of selected industries and their products, not seasonally adjusted — Continued
 [December 2022]

Title ¹	Industry code	Product code	Unadjusted 12-month percent change ²	Unadjusted 1-month percent change ²				
				Dec. 2021 to Dec. 2022 ^P	July to Aug.	Aug. to Sept. ^P	Sept. to Oct. ^P	Oct. to Nov. ^P
All other rubber product manufacturing - Continued								
Rubber druggist and medical sundries, excluding gloves.....		326299-A	0.3	0.1	0.1	0.0	0.0	0.0
All other miscellaneous rubber goods.....		326299-B	5.8	0.3	2.0	0.0	0.0	0.0
Rubber compounds or mixtures for sale or interplant transfer.....		326299-6	18.1	0.0	0.0	2.6	0.0	0.0
All other industrial rubber products.....		326299-7	18.3	0.6	0.1	0.5	1.2	0.0
Secondary products and miscellaneous receipts.....		326299-SM						
Nonmetallic mineral product manufacturing.....	327		12.5	1.0	0.5	0.5	0.7	0.5
Clay product and refractory manufacturing.....	3271		13.2	1.0	0.6	0.5	0.3	0.6
Pottery, ceramics, and plumbing fixture mfg.....	32711		16.8	0.6	0.6	0.1	0.3	0.2
Pottery, ceramics, and plumbing fixture mfg.....	327110		16.8	0.6	0.6	0.1	0.3	0.2
Primary products.....		327110-P	9.5	0.7	0.7	0.2	0.4	0.2
All other pottery products (including china decorated for the trade).....		327110-6	2.7	0.8	0.0	0.0	0.0	1.1
Porcelain, steatite, and other ceramic electrical products.....		327110-7	16.3	1.3	0.7	0.3	0.9	0.0
Secondary products and miscellaneous receipts.....		327110-SM						
Clay building material and refractories mfg.....	32712		11.5	1.1	0.6	0.6	0.2	0.9
Clay building material and refractories mfg.....	327120		11.5	1.1	0.6	0.6	0.2	0.9
Primary products.....		327120-P	11.5	1.1	0.4	0.7	0.2	0.9
Brick and structural clay tile.....		327120-1	14.2	1.0	0.0	6.2	0.0	0.0
Building or common brick.....		327120-11	14.3	1.0	0.0	6.5	0.0	0.0
Glazed brick and other brick (paving, floor, and sewer).....		327120-12	11.8	3.0	0.0	0.1	0.0	0.0
Clay floor and wall tile, glazed and unglazed (including quarry tile and ceramic mosaic tile).....		327120-2	4.9	0.0	1.8	-1.6	0.0	-1.1
Nonclay refractories (excluding dead-burned magnesia).....		327120-6	17.8	2.4	0.3	-0.9	0.5	0.8
Clay refractories.....		327120-7	6.0	0.1	0.0	0.0	0.0	3.2
All other structural clay products, excluding clay refractories.....		327120-9	7.6	0.0	0.5	0.0	0.0	0.6
Secondary products and miscellaneous receipts.....		327120-SM						
Miscellaneous receipts.....		327120-M	13.6	2.2	4.2	0.1	0.0	0.0
Glass and glass product manufacturing.....	3272		5.3	1.2	0.0	0.7	1.0	0.0
Glass and glass product manufacturing.....	32721		5.3	1.2	0.0	0.7	1.0	0.0
Flat glass manufacturing.....	327211		22.4	4.9	-0.6	2.3	1.5	0.0
Primary products.....		327211-P	18.6	4.6	-0.7	2.5	1.7	0.0
Flat glass (float, sheet, and plate process), made by flat glass producers.....		327211-1	-	6.1	-1.0	2.1	2.3	-
Other glass products, made by flat glass producers.....		327211-4	12.8	0.9	0.0	3.4	0.0	0.0
Secondary products and miscellaneous receipts.....		327211-SM						
Other pressed and blown glass and glassware.....	327212		3.3	0.1	0.0	0.1	0.0	0.0
Primary products.....		327212-P	3.2	0.1	0.0	0.1	0.0	0.0
Glass fiber and machine-made pressed and blown glass and glassware, made by glass producers.....		327212-B	3.2	0.1	0.0	0.1	0.0	0.0
Handmade pressed and blown glassware, made by glass producers.....		327212-9	-	0.0	0.0	0.1	0.0	0.0
Secondary and miscellaneous receipts.....		327212-SM						
Glass container manufacturing.....	327213		6.3	0.0	0.0	0.0	1.6	0.0
Primary products.....		327213-P	6.3	0.0	0.0	0.0	1.7	0.0
Glass containers (including value of packaging).....		327213-0	6.3	0.0	0.0	0.0	1.7	0.0
Secondary products and miscellaneous receipts.....		327213-SM1						
Glass product mfg. made of purchased glass.....	327215		0.3	0.8	0.2	0.6	0.8	0.0
Primary products.....		327215-P	0.0	0.9	0.2	0.7	0.8	0.0
Other glass products, made from purchased glass.....		327215-B	7.2	1.1	0.3	0.9	1.1	0.0
Machine-made pressed and blown glassware, made from purchased glass.....		327215-C	5.5	1.0	0.1	0.4	0.0	-0.2
Mirrors (decorated and undecorated), made from purchased glass.....		327215-9	-	0.0	0.0	0.0	0.0	-
Secondary products and miscellaneous receipts.....		327215-SM						
Cement and concrete product manufacturing.....	3273		15.2	1.1	0.8	0.5	0.8	0.9
Cement manufacturing.....	32731		13.2	1.0	0.7	1.5	0.3	0.0
Cement manufacturing.....	327310		13.2	1.0	0.7	1.5	0.3	0.0
Primary products.....		327310-P	12.9	1.0	0.7	1.4	0.3	0.0
Cement, hydraulic (including cost of shipping containers).....		327310-0	12.9	1.0	0.7	1.4	0.3	0.0
Secondary products and miscellaneous receipts.....		327310-SM						
Ready-mix concrete manufacturing.....	32732		14.0	1.2	0.9	0.4	1.1	1.5
Ready-mix concrete manufacturing.....	327320		14.0	1.2	0.9	0.4	1.1	1.5
Primary products.....		327320-P	13.8	1.3	0.9	0.4	1.1	1.6
Northeast region ready-mix concrete.....		327320-A	-	1.5	-0.6	1.9	0.3	-

See footnotes at end of table.

Table 12. Producer price index percentage changes for the net output of selected industries and their products, not seasonally adjusted — Continued
 [December 2022]

Title ¹	Industry code	Product code	Unadjusted 12-month percent change ²	Unadjusted 1-month percent change ²				
				Dec. 2021 to Dec. 2022 ^P	July to Aug.	Aug. to Sept. ^P	Sept. to Oct. ^P	Oct. to Nov. ^P
Ready-mix concrete manufacturing - Continued								
Midwest region ready-mix concrete.....		327320-B	13.0	-0.5	0.5	-0.4	3.9	2.0
South region ready-mix concrete.....		327320-C	12.1	1.9	1.5	0.1	-0.7	1.6
West region ready-mix concrete.....		327320-D	18.8	1.7	0.8	1.0	2.3	0.5
Secondary products and miscellaneous receipts.....		327320-SM						
Miscellaneous receipts.....		327320-M	21.9	-3.7	0.7	1.3	0.0	0.0
Secondary products.....		327320-S	12.6	3.7	0.0	0.0	0.0	0.0
Concrete pipe, brick, and block manufacturing.....	32733		16.4	0.6	1.8	0.3	0.0	0.6
Concrete block and brick manufacturing.....	327331		16.5	0.3	1.3	0.3	0.0	0.1
Primary products.....		327331-P	13.6	0.1	1.4	0.3	0.0	0.1
Concrete block and brick.....		327331-0	13.6	0.1	1.4	0.3	0.0	0.1
Structural concrete block, lightweight units (weighing less than 105 lb/cubic ft.) (dry weight).....		327331-01	12.8	0.2	1.2	0.8	0.0	0.0
Structural concrete block, mediumweight units (weighing 105 - 124 lb/cubic ft.) (dry weight).....		327331-02	20.1	0.4	2.1	0.5	0.0	0.4
Structural concrete block, normalweight units (weighing 125 lb or more/cubic ft.) (dry weight).....		327331-03	13.7	-0.1	1.7	0.2	0.0	0.0
Decorative concrete block (including screen, split, slump, shadowal block, etc.).....		327331-04	11.5	-0.9	1.2	0.4	-0.1	0.2
Concrete pavers (including grid, interlocking, etc.).....		327331-05	14.4	0.9	1.5	0.0	0.0	0.1
Concrete brick.....		327331-06	11.6	0.0	0.4	0.0	0.0	0.0
Secondary products and miscellaneous receipts.....		327331-SM						
Miscellaneous receipts.....		327331-M	31.7	0.0	1.4	0.0	0.0	0.0
Secondary products.....		327331-S	17.9	6.3	-1.3	0.4	0.7	0.3
Concrete pipe manufacturing.....	327332		16.1	1.0	2.8	0.5	0.0	1.6
Primary products.....		327332-P	16.1	1.0	2.8	0.5	0.0	1.6
Concrete pipe.....		327332-0	16.1	1.0	2.8	0.5	0.0	1.6
Concrete storm sewer pipe.....		327332-02	15.5	2.7	1.1	2.0	0.1	0.0
Concrete pipe, except concrete culvert and storm sewer pipe.....		327332-03	18.5	0.5	0.2	0.0	0.0	2.9
Other concrete product manufacturing.....	32739		17.7	1.2	0.1	0.5	0.7	0.1
Other concrete product manufacturing.....	327390		17.7	1.2	0.1	0.5	0.7	0.1
Primary products.....		327390-P	17.8	1.3	0.1	0.5	0.7	0.0
Precast concrete products.....		327390-1	13.1	0.4	0.4	0.8	0.3	0.3
Precast concrete slabs and tile, roof and floor units.....		327390-11	7.5	0.4	4.4	0.5	0.0	0.1
Precast concrete architectural wall panels.....		327390-12	16.3	0.2	-1.6	0.3	0.0	0.0
Burial vaults and boxes, precast concrete.....		327390-13	6.8	0.0	0.0	0.6	0.3	0.0
Precast concrete products (excl burial vaults and boxes, slabs and tile, and arch. wall panels).....		327390-14	14.7	0.6	0.0	1.2	0.5	0.5
Prestressed concrete products.....		327390-4	31.5	3.3	-0.6	-0.2	1.6	-0.7
Prestressed concrete products (excl bridge beams and solid and hollow cored slabs and panels).....		327390-43	18.3	2.4	-0.5	0.0	0.1	0.0
Prestressed concrete bridge beams.....		327390-46	56.2	6.2	-1.2	-0.3	1.4	-0.3
Prestressed concrete solid and hollow cored slabs and panels.....		327390-47	24.3	0.2	0.1	-0.4	5.3	-2.9
Secondary products and miscellaneous receipts.....		327390-SM						
Secondary products.....		327390-S	15.4	0.1	0.1	0.0	0.1	1.7
Lime and gypsum product manufacturing.....	3274		20.4	1.7	0.3	0.5	0.8	-0.1
Lime manufacturing.....	32741		30.7	0.1	0.4	2.3	1.7	0.0
Lime manufacturing.....	327410		30.7	0.1	0.4	2.3	1.7	0.0
Primary products.....		327410-P	31.0	0.1	0.4	2.3	1.7	0.0
Lime.....		327410-0	31.0	0.1	0.4	2.3	1.7	0.0
Secondary products and miscellaneous receipts.....		327410-SM						
Gypsum product manufacturing.....	32742		15.6	2.6	0.2	-0.3	0.3	-0.2
Gypsum product manufacturing.....	327420		15.6	2.6	0.2	-0.3	0.3	-0.2
Primary products.....		327420-P	16.2	2.7	0.3	-0.3	0.4	-0.1
Gypsum building materials.....		327420-1	17.5	3.2	0.4	-0.4	0.4	-0.2
Other gypsum products.....		327420-5	8.9	0.0	0.0	0.0	0.0	0.0
Secondary products and miscellaneous receipts.....		327420-SM						
Other nonmetallic mineral products.....	3279		12.0	0.3	0.2	0.3	0.4	0.2
Abrasive product manufacturing.....	32791		9.2	-0.7	-0.5	1.1	2.3	0.2
Abrasive product manufacturing.....	327910		9.2	-0.7	-0.5	1.1	2.3	0.2
Primary products.....		327910-P	9.8	-0.7	-0.5	1.0	2.4	0.2
Nonmetallic sized grains, powders, and flour abrasives (incl. graded only).....		327910-1	12.1	0.0	0.0	0.1	0.0	0.0

See footnotes at end of table.

Table 12. Producer price index percentage changes for the net output of selected industries and their products, not seasonally adjusted — Continued
 [December 2022]

Title ¹	Industry code	Product code	Unadjusted 12-month percent change ²	Unadjusted 1-month percent change ²				
				Dec. 2021 to Dec. 2022 ^P	July to Aug.	Aug. to Sept. ^P	Sept. to Oct. ^P	Oct. to Nov. ^P
Abrasive product manufacturing - Continued								
Nonmetallic abrasive products (including diamond abrasives).....		327910-4	15.3	0.0	0.2	1.5	4.3	0.0
Nonmetallic coated abrasive products and buffing wheels, polishing wheels, and laps.....		327910-7	11.2	0.7	0.0	1.9	3.4	0.0
Secondary products and miscellaneous receipts.....		327910-SM						
Miscellaneous receipts.....		327910-M	10.3	0.0	0.0	4.4	0.0	0.0
All other nonmetallic mineral product mfg.....	32799		12.8	0.6	0.3	0.1	-0.2	0.1
Cut stone and stone product manufacturing.....								
Primary products.....	327991		13.2	0.0	0.5	0.1	0.0	0.0
Dressed dimension granite (including gneiss, syenite, diorite, and cut granite).....		327991-P	13.8	0.0	0.6	0.1	0.0	0.0
Dressed dimension limestone (including dolomite, travertine, calcareous, tufa, & cut limestone).....		327991-1	16.0	0.4	0.2	0.0	0.0	0.0
Dressed dimension marble and other stone.....		327991-4	0.1	0.1	0.0	0.0	0.0	0.0
Secondary products and miscellaneous receipts.....		327991-7	12.4	-1.0	1.8	0.3	0.0	0.0
		327991-SM						
Ground or treated minerals and earths mfg.....								
Primary products.....	327992		10.6	0.8	0.0	0.4	-0.6	0.5
Ground or treated minerals and earths.....		327992-P	11.1	0.8	0.0	0.4	-0.6	0.5
Treated lightweight aggregate and crushed slag, minerals and earths.....		327992-0	11.1	0.8	0.0	0.4	-0.6	0.5
Other minerals and earths, treated.....		327992-04	9.3	0.0	0.0	0.0	0.0	0.0
Secondary products and miscellaneous receipts.....		327992-06	-1.1	2.4	-2.3	0.1	0.5	1.2
		327992-SM						
Mineral wool manufacturing.....								
Primary products.....	327993		15.7	1.1	0.5	-0.1	-0.1	0.1
Mineral wool for thermal and acoustical envelope insulation.....		327993-P	15.9	1.1	0.5	-0.1	-0.2	0.1
Mineral wool for industrial, equipment, and appliance insulation.....		327993-1	17.0	0.8	0.1	-0.2	-0.2	0.1
Secondary products and miscellaneous receipts.....		327993-4	13.1	2.0	1.6	0.0	0.0	0.1
Miscellaneous receipts.....		327993-SM						
		327993-M1	7.6	0.0	0.0	0.0	1.0	0.0
All other miscellaneous nonmetallic mineral product manufacturing.....								
Primary products.....	327999		9.9	0.2	0.1	0.2	0.0	0.1
All other nonmetallic mineral products.....		327999-P	10.0	0.0	0.0	0.2	0.0	0.0
Other nonmetallic mineral products.....		327999-0	10.0	0.0	0.0	0.2	0.0	0.0
Secondary products and miscellaneous receipts.....		327999-09	7.2	0.2	0.1	0.9	0.0	0.2
		327999-SM						
Primary metal mfg.....								
Iron & steel mills & ferroalloy mfg.....	331		-15.0	-3.7	-4.0	-3.6	-1.0	-1.2
Iron & steel mills & ferroalloy mfg.....	3311		-26.4	-6.1	-6.8	-5.3	-3.1	-2.5
Iron & steel mills & ferroalloy mfg.....	33111		-26.4	-6.1	-6.8	-5.3	-3.1	-2.5
Iron and steel mills and ferroalloy mfg.....	331110		-26.4	-6.1	-6.8	-5.3	-3.1	-2.5
Primary products.....		331110-P	-28.3	-6.4	-7.1	-5.2	-3.2	-2.7
Steel ingots and semifinished products.....		331110-3	-3.6	-3.8	-3.5	-2.3	-3.0	0.8
Ferroalloys and related products.....		331110-6	34.5	-11.0	-2.5	-2.8	-1.5	-1.0
Hot rolled steel bars, plates, and structural shapes.....		331110-7	3.4	-2.4	-2.5	-1.3	-1.0	-2.4
Hot rolled steel bars, plates, and structural shapes, carbon.....		331110-71	2.7	-2.9	-2.5	-1.2	-0.8	-2.6
Secondary products and miscellaneous receipts.....		331110-SM						
Steel product mfg from purchased steel.....	3312		-10.1	-1.7	-1.9	-2.0	-2.1	-2.7
Iron & steel pipe and tube mfg from purchased steel.....	33121		-5.1	-0.9	-0.9	-1.4	-2.0	-2.8
Iron and steel pipe and tube manufacturing from purchased steel.....	331210		-5.1	-0.9	-0.9	-1.4	-2.0	-2.8
Primary products.....		331210-P	-5.3	-1.0	-0.8	-1.5	-2.0	-2.8
Iron and steel pipes and tubes, from purchased iron and steel.....		331210-0	-5.3	-1.0	-0.8	-1.5	-2.0	-2.8
Pipe and tube, carbon.....		331210-02	-7.9	-1.7	-1.1	-2.5	-2.2	-2.5
Pipe and tube, alloy.....		331210-03	2.3	2.2	1.6	2.1	-1.4	-4.6
Pipe and tube, stainless.....		331210-04	11.4	-2.3	-3.4	0.9	-1.0	-1.3
Secondary products and miscellaneous receipts.....		331210-SM1						
Rolling & drawing of purchased steel.....	33122		-16.7	-2.8	-3.3	-2.8	-2.3	-2.4
Rolled steel shape mfg.....								
Primary products.....	331221		-36.2	-8.3	-5.0	-4.0	-4.4	-4.3
Cold rolled steel sheet and strip, made from purchased steel.....		331221-P	-37.7	-8.6	-4.8	-4.4	-5.0	-4.8
Cold finished steel bars and bar shapes, made from purchased steel.....		331221-1	-51.4	-12.7	-7.3	-5.2	-8.1	-7.4
Secondary products and miscellaneous receipts.....		331221-3	7.0	0.4	-0.2	-2.9	0.2	-0.8
		331221-SM						
Steel wire drawing.....								
Primary products.....	331222		8.2	2.4	-1.8	-1.9	-0.7	-0.8
Steel wire, including galvanized and other coated wire.....		331222-P	8.2	2.5	-1.9	-1.9	-0.6	-0.9
Carbon steel wire.....		331222-5	12.1	4.5	-1.5	-1.7	-0.9	-1.4
		331222-5A	7.3	-0.6	-1.1	-0.8	-1.4	-1.8

See footnotes at end of table.

Table 12. Producer price index percentage changes for the net output of selected industries and their products, not seasonally adjusted — Continued
 [December 2022]

Title ¹	Industry code	Product code	Unadjusted 12-month percent change ²	Unadjusted 1-month percent change ²					
				Dec. 2021 to Dec. 2022 ^P	July to Aug.	Aug. to Sept. ^P	Sept. to Oct. ^P	Oct. to Nov. ^P	Nov. to Dec. ^P
Steel wire drawing - Continued									
Stainless steel wire.....		331222-5C	-	23.1	-2.7	-4.3	-	-	
Secondary products and miscellaneous receipts.....		331222-SM							
Miscellaneous receipts.....		331222-M	-	1.8	-0.7	-0.2	-3.0	-0.3	
Secondary products.....		331222-S	3.5	0.3	-0.3	-2.6	0.0	-0.3	
Alumina & aluminum production & processing.....	3313		-5.6	-3.1	-1.7	-3.4	-0.6	1.1	
Alumina & aluminum production & processing.....	33131		-5.6	-3.1	-1.7	-3.4	-0.6	1.1	
Secondary smelting and alloying of aluminum.....	331314		1.8	-2.2	-1.5	-2.9	-1.6	0.3	
Primary products.....		331314-P	1.1	-2.6	-1.5	-3.2	-1.8	0.3	
Aluminum ingot, including billet, made by secondary smelters.....		331314-2	1.1	-2.9	-1.7	-3.7	-2.1	0.4	
Aluminum and aluminum-base alloys powders, paste, and flakes.....		331314-5	1.2	0.0	0.0	0.0	0.1	0.0	
Secondary products and miscellaneous receipts.....		331314-SM							
Aluminum sheet, plate, and foil mfg.....	331315		-	-4.6	-1.5	-2.6	-1.9	-	
Primary products.....		331315-P	-	-4.6	-1.5	-2.6	-1.9	-	
Aluminum sheet, plate, and foil.....		331315-0	-	-4.6	-1.5	-2.6	-1.9	-	
Other aluminum rolling, drawing, and extruding.....	331318		-1.1	-3.9	-0.4	-4.5	-1.1	1.3	
Primary products.....		331318-P	-1.2	-4.1	-0.4	-4.5	-1.1	1.4	
Extruded aluminum rod, bar, and other extruded shapes.....		331318-1	-0.6	-4.1	-0.4	-4.4	-1.1	1.4	
Extruded and drawn aluminum tube.....		331318-3	-7.4	-4.4	-0.4	-4.7	-1.3	1.5	
Secondary products and miscellaneous receipts.....		331318-SM							
Nonferrous (exc alum) production & processing.....	3314		-2.1	0.1	-1.7	-2.4	4.6	1.5	
Nonferrous metal (except aluminum) smelting and refining.....	33141		-	0.6	-3.7	-2.0	6.4	-	
Nonferrous metal (except aluminum) smelting and refining.....	331410		-	0.6	-3.7	-2.0	6.4	-	
Primary products.....		331410-P	-	0.1	-3.7	-2.1	6.8	-	
Primary smelting and refining of copper.....		331410-1	-	1.7	-0.1	-0.9	-	-	
Secondary products and miscellaneous receipts.....		331410-SM1							
Copper rolling/drawing/extruding & alloying.....	33142		-5.2	-1.7	0.5	-3.7	4.0	1.1	
Copper rolling, drawing, extruding, and alloying.....	331420		-5.2	-1.7	0.5	-3.7	4.0	1.1	
Primary products.....		331420-P	-5.5	-1.6	0.5	-3.9	4.3	1.1	
Copper wire and cable.....		331420-A	-8.9	-5.1	0.3	-1.7	2.6	1.1	
Copper and copper alloy sheet, strip, and plate.....		331420-5	4.4	3.7	0.1	-2.1	7.2	1.0	
Secondary smelting, refining, and alloying of copper.....		331420-8	-7.1	0.1	-3.7	-4.8	2.5	-2.7	
Copper and copper alloy rod, bar, and shapes.....		331420-9	-5.0	0.5	-0.2	-2.6	7.7	1.3	
Secondary products and miscellaneous receipts.....		331420-SM							
Other nonferrous roll/draw/extruding/alloying.....	33149		3.8	1.6	-2.7	-1.3	4.3	0.7	
Nonferrous metal (except copper and aluminum) rolling, drawing, and extruding.....	331491		10.5	-1.3	-0.5	-2.4	-1.0	0.1	
Primary products.....		331491-P	11.3	-1.3	-0.4	-2.5	-0.7	0.1	
All other nonferrous metal mill shapes.....		331491-D	3.1	-1.2	0.2	-5.3	0.5	0.5	
Nickel and nickel-base alloy mill shapes.....		331491-2	19.4	-2.8	-1.5	-3.5	-2.4	-0.2	
Titanium and titanium-base alloy mill shapes.....		331491-3	15.6	0.0	0.7	0.4	0.0	0.0	
Secondary products and miscellaneous receipts.....		331491-SM							
Secondary products.....		331491-S	-	0.0	-1.7	-0.6	0.0	0.4	
Secondary smelting, refining, and alloying of nonferrous metal (except copper and aluminum).....	331492		0.8	3.1	-3.9	-0.8	7.1	1.0	
Primary products.....		331492-P	0.7	3.4	-4.2	-0.8	7.7	1.0	
Secondary products and miscellaneous receipts.....		331492-SM							
Foundries.....	3315		11.9	-0.1	0.3	-0.2	1.0	-0.3	
Ferrous metal foundries.....	33151		12.0	-0.2	-0.1	0.0	0.8	-0.5	
Iron foundries.....	331511		10.6	0.1	-0.3	1.0	1.2	-1.3	
Primary products.....		331511-P	9.2	0.1	-0.3	0.9	1.5	-1.5	
Ductile iron pressure pipe and fittings.....		331511-1	23.4	1.7	-0.6	-0.7	8.6	-0.9	
Other ductile iron castings.....		331511-3	4.8	-0.4	-0.2	1.4	0.0	-1.1	
Other ductile iron castings for automotive uses.....		331511-31	-0.5	-0.3	-0.1	0.3	-0.1	-2.3	
Other ductile iron castings for all other uses.....		331511-32	9.1	-0.4	-0.2	2.3	0.1	-0.1	
Other gray iron castings.....		331511-9	4.3	-0.1	-0.4	1.3	0.0	-3.3	
Secondary products and miscellaneous receipts.....		331511-SM							
Steel investment foundries.....	331512		10.6	-1.4	0.0	-2.1	0.0	0.0	
Primary products.....		331512-P	10.8	-1.4	0.0	-2.2	0.0	0.0	
Steel investment castings.....		331512-0	10.8	-1.4	0.0	-2.2	0.0	0.0	

See footnotes at end of table.

Table 12. Producer price index percentage changes for the net output of selected industries and their products, not seasonally adjusted — Continued
 [December 2022]

Title ¹	Industry code	Product code	Unadjusted 12-month percent change ²	Unadjusted 1-month percent change ²				
				Dec. 2021 to Dec. 2022 ^P	July to Aug.	Aug. to Sept. ^P	Sept. to Oct. ^P	Oct. to Nov. ^P
Steel investment foundries - Continued								
Secondary products and miscellaneous receipts.....		331512-SM						
Secondary products.....		331512-S	4.7	0.0	0.0	0.0	0.8	0.0
Steel foundries, except investment.....	331513		17.6	0.2	0.0	-0.3	0.2	1.0
Primary products.....		331513-P	17.4	-0.7	0.0	-0.4	0.2	1.1
Carbon steel castings, except investment.....		331513-1	13.4	-0.1	-0.5	0.1	0.4	2.6
Alloy steel castings, excluding investment.....		331513-4	20.8	-1.1	0.3	-0.7	0.0	0.0
High alloy steel castings, except investment.....		331513-41	—	-3.2	0.0	0.0	0.0	—
Other alloy steel castings, except investment.....		331513-43	15.9	0.0	0.4	-1.0	0.0	0.0
Secondary products and miscellaneous receipts.....		331513-SM						
Nonferrous metal foundries.....	33152		11.6	0.1	0.9	-0.6	1.4	-0.1
Nonferrous metal die-casting foundries.....	331523		12.7	-0.4	0.3	-0.8	1.6	-0.2
Primary products.....		331523-P	13.1	-0.4	0.3	-0.9	1.7	-0.2
Aluminum die-castings.....		331523-1	9.0	-0.1	-0.3	-0.6	2.6	-0.3
Nonferrous (except aluminum) die-castings.....		331523-3	24.9	-1.3	1.8	-1.4	-0.4	0.1
Secondary products and miscellaneous receipts.....		331523-SM						
Secondary products.....		331523-S	9.2	0.0	0.4	-0.1	0.2	-0.7
Aluminum foundries, except die-casting.....	331524		13.9	0.5	2.6	0.0	0.8	0.5
Primary products.....		331524-P	13.2	0.6	3.1	0.0	1.0	0.6
Aluminum castings, excluding die-castings.....		331524-0	13.2	0.6	3.1	0.0	1.0	0.6
Secondary products and miscellaneous receipts.....		331524-SM						
Secondary products.....		331524-S1	18.0	0.0	0.0	-0.1	0.0	0.0
Other nonferrous metal foundries, except die-casting.....	331529		5.1	1.3	0.7	-0.5	1.3	-0.4
Primary products.....		331529-P	2.8	1.3	1.0	-0.3	1.0	-0.4
Copper foundries (excluding die-casting).....		331529-5	-0.2	-0.4	1.6	-0.5	1.6	-0.6
Secondary products and miscellaneous receipts.....		331529-SM						
Fabricated metal product mfg.....	332		8.1	0.4	-0.1	-0.1	0.0	-0.2
Forging & stamping.....	3321		-4.5	-1.5	-0.9	-1.6	-1.4	-0.2
Forging & stamping.....	33211		-4.5	-1.5	-0.9	-1.6	-1.4	-0.2
Iron and steel forging.....	332111		9.1	-3.3	-0.3	-0.9	-0.4	-1.3
Primary products.....		332111-P	9.5	-3.5	-0.3	-0.9	-0.5	-1.4
Hot impression die impact, press and upset steel forgings.....		332111-1	7.2	-3.8	0.1	-0.8	-0.8	-1.6
Hot impression die impact, press and upset carbon steel forgings.....		332111-11	2.2	—	—	-1.3	-0.5	-3.8
Hot impression die impact, press and upset alloy steel forgings.....		332111-12	6.2	-1.8	0.1	-0.5	-1.4	0.5
Secondary products and miscellaneous receipts.....		332111-SM						
Nonferrous forging.....	332112		7.9	1.4	0.0	-1.3	0.4	0.0
Primary products.....		332112-P	9.3	1.5	0.0	-1.5	0.4	0.1
Hot impression die impact, press and upset nonferrous forgings.....		332112-4	10.2	1.6	0.0	-1.6	0.5	0.1
Hot impression die impact, press, and upset aluminum and aluminum alloy forgings.....		332112-41	8.7	1.6	0.0	-3.1	0.3	0.1
Hot impression die impact, press, and upset titanium and titanium alloy forgings.....		332112-42	11.1	0.0	0.0	0.0	0.0	0.0
Other nonferrous hot impression die impact, press, and upset forgings.....		332112-43	13.2	6.4	0.0	0.0	2.5	0.0
Secondary products and miscellaneous receipts.....		332112-SM						
Custom roll forming.....	332114		-20.1	-3.3	-2.5	-3.7	-4.7	0.0
Primary products.....		332114-P	-22.4	-3.6	-2.8	-4.1	-5.2	0.0
Custom roll formed products (steel, aluminum and other metal).....		332114-0	-22.4	-3.6	-2.8	-4.1	-5.2	0.0
Secondary products and miscellaneous receipts.....		332114-SM						
Powder metallurgy part mfg.....	332117		—	-0.1	-0.2	-1.5	0.0	—
Primary products.....		332117-P	—	-0.1	-0.2	-1.5	0.0	—
Powder metallurgy parts.....		332117-0	—	-0.1	-0.2	-1.5	0.0	—
Other metal stamping, except automotive.....	332119		-0.4	0.4	-0.1	-0.6	-0.1	0.2
Primary products.....		332119-P	0.4	0.5	0.0	0.1	0.0	0.2
Metal job stampings, except automotive.....		332119-3	1.2	0.7	0.0	0.6	0.0	0.2
Motor and generator metal job stamping.....		332119-32	-4.8	0.0	0.0	-5.3	0.0	0.0
Other metal job stampings.....		332119-33	5.6	0.7	0.0	1.1	0.0	0.2
Secondary products and miscellaneous receipts.....		332119-SM						
Miscellaneous receipts.....		332119-M	—	-2.9	—	—	—	—
Cutlery & handtool mfg.....	3322		8.7	0.4	0.0	0.8	0.2	1.0
Cutlery & handtool mfg.....	33221		8.7	0.4	0.0	0.8	0.2	1.0

See footnotes at end of table.

Table 12. Producer price index percentage changes for the net output of selected industries and their products, not seasonally adjusted — Continued
 [December 2022]

Title ¹	Industry code	Product code	Unadjusted 12-month percent change ²	Unadjusted 1-month percent change ²				
				Dec. 2021 to Dec. 2022 ^P	July to Aug.	Aug. to Sept. ^P	Sept. to Oct. ^P	Oct. to Nov. ^P
Cutlery & handtool mfg - Continued								
Metal cookware, cutlery, and flatware mfg.....	332215		9.7	0.7	0.0	0.3	0.0	2.3
Primary products.....		332215-P	9.7	1.0	0.0	0.5	0.0	1.4
Cutlery, scissors, shears, trimmers, and snips.....		332215-2	17.4	6.9	0.0	-0.6	0.0	9.7
Secondary products and miscellaneous receipts.....		332215-SM						
Miscellaneous receipts.....		332215-M	10.4	-1.9	0.0	-1.3	0.0	11.8
Secondary products.....		332215-S	9.3	0.0	0.0	0.0	0.0	0.0
Saw blade, handsaw, and hand and edge tool mfg.....								
Primary products.....	332216		8.1	0.3	0.1	1.1	0.3	0.2
Saw blades and handsaws.....		332216-P	7.6	0.2	0.0	1.1	0.3	0.2
Edge tools, hand-operated.....		332216-C	8.8	0.0	0.0	3.0	0.0	0.0
All other miscellaneous hand tools, except handsaws.....		332216-4	8.6	0.0	2.4	0.0	0.0	0.0
Secondary products and miscellaneous receipts.....		332216-7	7.4	0.0	0.0	0.4	0.0	0.0
Miscellaneous receipts.....		332216-SM						
Secondary products.....		332216-M	10.3	1.0	0.0	0.9	0.0	0.0
		332216-S	12.7	0.0	1.6	1.1	2.3	0.2
Architectural & structural metals mfg.....	3323		8.6	0.5	-0.7	-0.4	-0.5	-0.5
Plate work & fabricated structural prod mfg.....	33231		7.3	0.5	-0.8	-1.1	-0.5	-0.8
Prefabricated metal buildings and components mfg.....	332311		-4.3	1.6	-2.1	-2.0	-0.4	-1.8
Primary products.....		332311-P	-5.1	1.8	-2.4	-2.7	-0.1	-1.7
Prefabricated metal bldg & component systems (excl. farm service bldgs, resid. bldgs, & parts).....		332311-1	-3.4	-0.5	-0.7	-2.2	0.0	-0.6
Other prefabricated and portable metal buildings and parts.....		332311-3	-9.2	7.1	-6.1	-3.7	-0.5	-4.2
Panels, parts, and sections for prefabricated buildings, steel and aluminum.....		332311-34	-	8.8	-	-	-	-
Secondary products and miscellaneous receipts.....		332311-SM						
Fabricated structural metal mfg.....	332312		11.4	0.1	-0.7	-1.2	-0.5	-0.6
Primary products.....		332312-P	8.0	-0.4	-1.1	-1.5	-0.6	-0.6
Fabricated structural metal bar joists and concrete reinforcing bars.....		332312-1	2.2	-1.5	-1.4	-2.5	-0.8	-1.0
Fabricated structural iron and steel for industrial buildings metal bar joists, short span.....		332312-11	3.3	-0.6	-3.2	-5.7	-1.2	-0.2
Fabricated structural iron & steel for commercial, residential, institutional, & public bldgs.....		332312-12	2.0	-1.7	-1.0	-1.9	-0.7	-1.1
Other fabricated structural metal.....		332312-5	17.7	0.3	-0.5	-0.4	-0.3	0.0
Fabricated structural metal for bridges.....		332312-6	15.4	6.1	-1.1	2.7	0.2	-1.1
Secondary products and miscellaneous receipts.....		332312-SM						
Miscellaneous receipts.....		332312-M1	-	4.2	2.9	0.7	-0.1	-
Plate work mfg.....	332313		1.2	0.3	0.0	0.0	-1.0	-1.1
Primary products.....		332313-P	1.2	0.3	0.0	0.0	-1.0	-1.1
Fabricated plate work (stacks and weldments).....		332313-0	1.2	0.3	0.0	0.0	-1.0	-1.1
Ornamental & architectural metal prod mfg.....	33232		10.1	0.5	-0.7	0.4	-0.5	0.0
Metal window and door mfg.....	332321		9.8	0.2	-1.8	0.6	0.1	0.0
Primary products.....		332321-P	9.9	0.1	-1.7	0.7	0.1	0.0
Metal molding and trim and store fronts.....		332321-B	6.0	0.0	-8.7	0.6	0.0	0.0
Metal windows (except storm sash).....		332321-D	15.1	0.5	-0.4	1.2	0.0	0.0
Metal doors (except storm doors).....		332321-1	8.7	0.0	-0.7	0.6	0.2	0.0
Metal window and door screens (except combination screens) and metal weather strip.....		332321-9	13.1	0.0	0.0	0.1	0.0	0.0
Secondary products and miscellaneous receipts.....		332321-SM						
Secondary products.....		332321-S	9.3	0.7	-2.4	0.3	-0.1	0.0
Sheet metal work mfg.....	332322		9.1	0.9	-0.4	0.4	-1.0	-0.1
Primary products.....		332322-P	8.7	1.0	-0.5	0.4	-1.1	-0.1
Sheet metal electronic enclosures.....		332322-C	10.3	-0.5	0.1	0.1	-0.1	0.0
Steel sheet metal computer & peripheral equipment enclosures.....		332322-C1	3.1	-0.3	0.1	0.9	-0.1	0.1
Aluminum sheet metal computer & peripheral equipment enclosures.....		332322-C2	18.5	-0.9	0.1	0.0	-0.1	0.0
Other sheet metal electronic enclosures (excluding computers).....		332322-C3	11.2	-0.4	0.0	-0.4	-0.1	0.0
Other sheet metal work.....		332322-G	11.4	-0.1	1.7	0.3	-0.7	-0.2
Aluminum and other sheet metal work.....		332322-G3	3.6	-0.2	0.1	0.6	-1.2	-0.3
Sheet metal air-conditioning ducts and stove pipe.....		332322-1	5.1	0.0	0.1	0.0	0.0	0.0
Sheet metal roofing and roof drainage equipment.....		332322-7	8.8	-0.4	-0.4	2.3	-3.8	0.5
Secondary products and miscellaneous receipts.....		332322-SM						
Secondary products.....		332322-S	12.0	0.2	0.4	0.0	-0.6	0.0
Ornamental and architectural metal work mfg.....	332323		13.0	0.1	0.2	0.0	-0.2	0.0
Primary products.....		332323-P	13.7	0.1	0.1	0.0	-0.2	0.0
Open metal flooring, grating, and studs.....		332323-6	-	-	-	-	-	-

See footnotes at end of table.

Table 12. Producer price index percentage changes for the net output of selected industries and their products, not seasonally adjusted — Continued
 [December 2022]

Title ¹	Industry code	Product code	Unadjusted 12-month percent change ²	Unadjusted 1-month percent change ²				
				Dec. 2021 to Dec. 2022 ^P	July to Aug.	Aug. to Sept. ^P	Sept. to Oct. ^P	Oct. to Nov. ^P
Ornamental and architectural metal work mfg - Continued								
Ornamental and architectural metal work		332323-8	12.1	0.0	0.3	-0.1	-0.2	0.0
Iron, steel, and aluminum stairs, staircases, and fire escapes		332323-81	11.9	-0.2	-0.1	-0.1	-0.3	0.0
Steel and aluminum fences, gates (not wire), and railings and window guards		332323-82	12.6	0.5	1.3	0.0	0.0	0.0
Other architectural and ornamental work		332323-9	27.5	0.4	0.0	0.0	0.0	0.0
Other aluminum and metal architectural and ornamental work		332323-91	33.7	1.2	0.0	0.0	0.0	0.0
Other iron and steel architectural and ornamental work		332323-92	25.5	0.0	0.0	0.0	0.0	0.0
Secondary products and miscellaneous receipts		332323-SM						
Secondary products		332323-S	1.0	-0.6	-0.2	1.1	-0.7	-0.4
Boiler, tank & shipping container mfg.	3324		13.9	0.1	1.0	-0.2	-0.2	0.0
Power boiler & heat exchanger mfg.	33241		13.5	0.4	3.2	-0.4	0.2	0.6
Power boiler and heat exchanger mfg.	332410		13.6	0.4	3.2	-0.4	0.2	0.6
Primary products		332410-P	14.8	0.5	3.7	-0.6	0.2	0.6
Fabricated heat exchangers and steam condensers (excluding nuclear applications)		332410-1	14.2	0.7	2.5	0.1	0.2	0.5
Steel power boilers (stationary and marine), parts and attachments (excl. nuclear applications)		332410-6	-	-	-	-4.0	-	-
Secondary products and miscellaneous receipts		332410-SM						
Metal tank (heavy gauge) mfg.	33242		9.6	0.0	0.5	0.1	0.0	-0.4
Metal tanks, heavy gauge, mfg.	332420		9.6	0.0	0.5	0.1	0.0	-0.4
Primary products		332420-P	9.5	0.0	0.3	0.2	0.0	-0.3
Metal tanks, heavy gauge		332420-0	9.5	0.0	0.3	0.2	0.0	-0.3
Secondary products and miscellaneous receipts		332420-SM						
Secondary products		332420-S	10.0	0.0	1.8	0.1	0.1	-1.3
Light gauge metal container mfg.	33243		16.7	0.1	0.5	-0.3	-0.5	0.0
Metal can mfg.	332431		23.1	-0.1	0.7	-0.2	0.0	0.0
Primary products		332431-P	24.2	-0.1	0.7	0.0	0.0	0.0
Steel cans and tinware products		332431-1	41.8	-0.2	1.9	0.0	0.0	0.0
Aluminum cans (including lids, ends, and parts shipped separately)		332431-3	15.6	0.0	0.0	-0.1	0.0	0.0
Secondary products and miscellaneous receipts		332431-SM						
Secondary products		332431-S	-3.7	-	0.0	-1.7	-0.2	-0.4
Other metal container mfg.	332439		0.6	0.5	0.2	-0.8	-1.9	0.0
Steel shipping barrels & drums, exc. beer barrels (more than 12-gallon capacity)		332439-3	-	1.6	0.6	-2.8	-8.1	-
All other metal containers		332439-6	10.6	0.0	0.0	0.0	0.0	0.0
Secondary products and miscellaneous receipts		332439-SM						
Secondary products		332439-S	7.4	0.0	0.0	0.0	0.0	0.0
Hardware mfg.	3325		4.5	0.7	0.0	-0.1	0.8	0.2
Hardware mfg.	33251		4.5	0.7	0.0	-0.1	0.8	0.2
Hardware mfg.	332510		4.5	0.7	0.0	-0.1	0.8	0.2
Primary products		332510-P	4.5	0.7	0.0	-0.1	0.5	0.0
All other miscellaneous hardware		332510-A	2.1	0.1	0.0	-0.1	0.0	0.1
Furniture hardware (excluding cabinet hardware)		332510-2	6.8	0.0	0.0	0.0	-0.4	0.0
Builders' hardware, including fabricated metal safe and vault locks, & cabinet hardware		332510-4	5.8	1.0	0.0	0.0	0.1	0.0
Motor vehicle hardware (lock units, door & window handles, window regulators, hinges, etc.)		332510-6	2.3	0.0	0.0	0.0	3.2	0.0
Other transportation equipment hardware, incl. marine & aircraft (excl. motor vehicle hardware)		332510-7	4.7	1.9	0.0	-1.2	-3.5	0.0
Secondary products and miscellaneous receipts		332510-SM						
Miscellaneous receipts		332510-M	0.1	0.0	0.0	0.0	0.2	0.3
Secondary products		332510-S	9.5	1.5	0.0	0.0	4.8	2.0
Spring & wire product mfg.	3326		29.7	0.0	0.2	2.0	8.7	-0.1
Spring & wire product mfg.	33261		29.7	0.0	0.2	2.0	8.7	-0.1
Spring mfg.	332613		46.5	-0.5	0.5	0.1	20.7	-0.4
Primary products		332613-P	50.5	-0.6	0.6	0.2	22.4	-0.4
Cold formed steel springs, except wire		332613-3	101.8	0.1	-0.4	0.0	72.4	-0.1
Hot formed steel springs, except wire		332613-4	-	1.7	-2.0	-	-	-
Precision mechanical wire springs		332613-5	19.7	-2.5	0.2	0.6	0.5	0.1
Precision mechanical extension- and torsion-type wire springs		332613-51	18.4	2.0	0.3	1.4	-0.3	-0.3
Precision mechanical compression-type wire springs		332613-52	20.3	-4.3	0.1	0.2	0.8	0.3
Secondary products and miscellaneous receipts		332613-SM						
Secondary products		332613-S	3.6	1.2	0.6	0.0	0.0	0.0

See footnotes at end of table.

Table 12. Producer price index percentage changes for the net output of selected industries and their products, not seasonally adjusted — Continued
 [December 2022]

Title ¹	Industry code	Product code	Unadjusted 12-month percent change ²	Unadjusted 1-month percent change ²					
			Dec. 2021 to Dec. 2022 ^P	July to Aug.	Aug. to Sept. ^P	Sept. to Oct. ^P	Oct. to Nov. ^P	Nov. to Dec. ^P	
Spring mfg - Continued									
Other fabricated wire product mfg.....	332618		17.4	0.5	-0.1	3.5	-0.4	0.1	
Primary products.....		332618-P	14.9	0.8	0.0	4.2	-0.3	0.2	
Other ferrous wire products, excluding springs, made from purchased wire.....		332618-B	24.5	0.6	-0.8	11.4	-0.1	0.3	
Other fabricated wire products, made from purchased wire.....		332618-2	17.3	1.6	0.6	2.1	0.0	0.0	
Ferrous wire cloth and other ferrous woven wire products, made from purchased wire.....		332618-3	10.7	1.1	1.7	1.4	0.0	0.0	
Steel fencing and fence gates, made from purchased wire.....		332618-7	7.1	0.7	-0.8	-0.2	-4.3	1.3	
Steel nails, staples, tacks, spikes, and brads, made from purchased wire.....		332618-9	-	-0.3	0.0	0.1	0.0	-	
Secondary products and miscellaneous receipts.....		332618-SM							
Secondary products.....		332618-S	10.3	-0.1	0.1	0.0	0.8	0.0	
Mach shops, turn prod, screw, nut, bolt mfg.....	3327		8.9	1.8	0.4	0.0	0.2	0.1	
Machine shops.....	33271		4.8	1.1	0.3	0.5	0.3	0.1	
Machine shops.....	332710		4.8	1.1	0.3	0.5	0.3	0.1	
Primary products.....		332710-P	4.8	1.1	0.2	0.5	0.3	0.1	
Machine shop job work and job order repairs.....		332710-0	4.8	1.1	0.2	0.5	0.3	0.1	
Secondary products and miscellaneous receipts.....		332710-SM							
Turned product & screw, nut & bolt mfg.....	33272		14.0	2.6	0.5	-0.6	0.2	0.1	
Precision turned product mfg.....	332721		13.8	2.6	0.7	-0.1	0.2	0.0	
Primary products.....		332721-P	14.2	2.8	0.7	-0.1	0.2	0.0	
Precision turned products, automotive.....		332721-1	-1.7	0.0	0.0	-0.5	0.0	0.0	
Precision turned products, except automotive.....		332721-3	18.9	3.5	0.9	0.0	0.3	0.0	
Secondary products and miscellaneous receipts.....		332721-SM							
Bolt, nut, screw, rivet, and washer mfg.....	332722		14.3	2.5	0.3	-1.3	0.1	0.2	
Primary products.....		332722-P	14.2	2.8	0.3	-1.3	0.1	0.2	
Nonthreaded metal fasteners (except aircraft types).....		332722-B	10.2	0.1	3.6	1.2	0.3	0.0	
Aircraft fasteners, except plastics (including aerospace).....		332722-1	30.0	9.8	0.0	0.1	0.0	0.0	
Externally threaded metal fasteners (except aircraft types).....		332722-3	8.4	-0.3	0.1	-3.2	0.0	-0.2	
Hex bolts, including heavy, tap-and-joint (excluding high-strength structural & aircraft types).....		332722-3122	7.3	0.0	1.6	-2.4	-2.8	0.2	
Other metal bolts, including square, round, plow, high-strength structural, & bent bolts.....		332722-3133	2.1	0.0	0.0	-6.7	0.0	0.0	
Cap, set, machine, lag, flange, and self-locking screws (except aircraft types) ..		332722-3144	23.8	-1.0	-0.7	-1.5	-0.6	-0.3	
Internally threaded fasteners (except aircraft types).....		332722-5	9.5	0.3	0.6	-0.3	0.6	2.7	
Secondary products and miscellaneous receipts.....		332722-SM							
Miscellaneous receipts.....		332722-M	22.7	-0.2	0.1	1.0	-0.1	0.2	
Coating/engrave/heat treating & other activity.....	3328		7.1	0.3	0.1	1.0	0.0	-0.7	
Coating/engrave/heat treating & other activity.....	33281		7.1	0.3	0.1	1.0	0.0	-0.7	
Metal heat treating.....	332811		17.7	0.0	0.4	4.1	0.0	0.0	
Primary products.....		332811-P	13.7	0.0	0.4	2.3	0.0	0.0	
Heat treating of metal for the trade (pickling, annealing, etc.).....		332811-0	13.7	0.0	0.4	2.3	0.0	0.0	
Secondary products and miscellaneous receipts.....		332811-SM							
Metal coating and nonprecious engraving.....	332812		1.5	0.3	-0.2	-0.2	0.0	-1.4	
Primary products.....		332812-P	1.5	0.4	-0.3	-0.2	0.0	-1.5	
Metal coating, engraving, and allied services.....		332812-0	1.5	0.4	-0.3	-0.2	0.0	-1.5	
Secondary products and miscellaneous receipts.....		332812-SM							
Electroplating, anodizing and coloring metal.....	332813		7.9	0.6	0.3	0.1	0.0	0.0	
Primary products.....		332813-P	7.8	0.6	0.0	0.0	0.0	0.0	
Electroplating, plating, polishing, anodizing and coloring metal.....		332813-0	7.8	0.6	0.0	0.0	0.0	0.0	
Secondary products and miscellaneous receipts.....		332813-SM							
Other fabricated metal product mfg.....	3329		7.7	0.2	-0.2	0.2	0.1	-0.1	
Metal valve mfg.....	33291		11.8	0.8	0.1	0.5	0.7	0.0	
Industrial valve mfg.....	332911		13.9	2.1	0.3	0.7	1.5	0.0	
Primary products.....		332911-P	14.2	2.2	0.3	0.8	1.4	0.0	
Automatic regulating and control valves and parts (except nuclear), power operated.....		332911-F	13.1	0.0	0.0	7.0	0.2	0.0	
Industrial valves for water works and municipal equipment (IBBM, AWWA, and UL).....		332911-N	24.1	0.7	1.2	0.0	1.3	0.0	
Industrial ball valves (all metals, pressures, and types), incl. manual & power operated.....		332911-Q	17.0	1.6	0.0	0.0	2.6	0.0	
Industrial butterfly valves (all metals, pressures, and types), incl. manual & power operated.....		332911-R	13.9	3.6	0.6	0.0	3.7	0.0	

See footnotes at end of table.

Table 12. Producer price index percentage changes for the net output of selected industries and their products, not seasonally adjusted — Continued
 [December 2022]

Title ¹	Industry code	Product code	Unadjusted 12-month percent change ²	Unadjusted 1-month percent change ²				
				Dec. 2021 to Dec. 2022 ^P	July to Aug.	Aug. to Sept. ^P	Sept. to Oct. ^P	Oct. to Nov. ^P
Industrial valve mfg - Continued								
All other miscellaneous industrial valves.....		332911-X	14.2	5.7	0.0	0.0	0.4	0.0
Gates, globes, angles and other industrial valves.....		332911-1	9.1	2.7	0.0	0.0	0.0	0.0
Secondary products and miscellaneous receipts.....		332911-SM						
Miscellaneous receipts.....		332911-M	10.1	0.0	0.3	0.0	1.9	0.0
Secondary products.....		332911-S	12.7	1.9	0.0	0.0	2.5	0.1
Fluid power valve and hose fitting mfg.....	332912		8.5	-0.1	0.4	-0.2	0.2	0.0
Primary products.....		332912-P	9.6	0.0	0.0	0.0	0.1	0.0
Nonaerospace type hydraulic and pneumatic assemblies of hose.....		332912-N	12.1	0.2	0.0	0.0	0.0	0.0
Nonaerospace type flared (metal) fittings, couplings and assemblies.....		332912-T	12.4	0.0	0.0	0.0	0.0	0.0
Nonaerospace type flareless fittings and couplings (incl. nonmetal fittings).....		332912-U	10.8	0.0	0.0	0.0	0.0	0.0
Aerospace type hydraulic fluid power valves.....		332912-1	0.4	0.0	0.0	0.0	0.4	-0.4
Nonaerospace type hydraulic directional control valves.....		332912-5	-	0.0	0.0	0.0	0.0	-
Nonaerospace type hydraulic valves, except directional control.....		332912-7	11.5	0.2	0.0	0.3	0.0	0.0
Nonaerospace type pneumatic directional control valves.....		332912-9	8.2	0.0	0.0	0.2	0.4	0.5
Secondary products and miscellaneous receipts.....		332912-SM						
Miscellaneous receipts.....		332912-M	7.2	0.0	1.1	0.0	0.0	0.0
Secondary products.....		332912-S1	-	-1.3	3.4	-	-	-
Plumbing fixture fitting and trim mfg.....	332913		10.9	-1.6	0.0	0.4	0.0	0.1
Primary products.....		332913-P	9.4	0.1	0.0	0.5	0.0	0.0
Miscellaneous metal and nonmetal plumbing fixtures, fittings, and trim.....		332913-6	10.1	-1.8	0.0	0.0	0.0	0.0
Metal and nonmetal lavatory and sink fittings, excluding single control.....		332913-7	11.0	1.9	0.0	0.5	0.0	0.0
Secondary products and miscellaneous receipts.....		332913-SM						
Other metal valve and pipe fitting mfg.....	332919		13.8	1.0	-1.0	1.1	0.1	0.0
Primary products.....		332919-P	14.4	0.8	-1.2	1.3	0.1	0.0
Plumbing and heating valves and specialties, except plumbers' brass goods.....		332919-1	5.1	0.0	0.0	0.0	0.0	0.0
Metal fittings, flanges, and unions for pipe fittings.....		332919-4	16.2	0.9	-1.4	1.5	0.1	0.0
Secondary products and miscellaneous receipts.....		332919-SM						
Secondary products.....		332919-S	8.1	0.0	0.0	0.0	0.0	0.0
All other fabricated metal product mfg.....	332999		4.3	-0.4	-0.4	-0.1	-0.4	-0.2
Ball and roller bearing mfg.....	332991		8.5	0.0	-1.1	-0.1	0.2	-0.2
Primary products.....		332991-P	7.8	0.0	-1.1	-0.2	0.2	-0.1
Ball bearings, complete, unmounted.....		332991-1	3.9	0.0	-0.1	0.0	0.0	0.0
Tapered roller bearings (including cups & cones), unmounted.....		332991-3	15.4	0.0	-2.8	0.0	0.0	0.0
Other roller bearings, unmounted.....		332991-5	5.7	0.0	-0.5	0.0	0.0	0.0
Mounted bearings (excluding plain).....		332991-7	8.8	-0.1	0.0	0.0	2.2	-1.7
Parts and components for ball and roller bearings (including balls and rollers) sold separately.....		332991-9	2.4	0.0	-0.5	-1.4	-0.3	0.4
Secondary products and miscellaneous receipts.....		332991-SM						
Secondary products.....		332991-S	-	0.1	0.0	0.0	0.0	0.0
Small arms ammunition mfg.....	332992		5.6	0.0	0.0	0.0	0.0	0.0
Primary products.....		332992-P	5.6	0.0	0.0	0.0	0.1	0.0
Small arms ammunition.....		332992-0	5.6	0.0	0.0	0.0	0.1	0.0
All other ammo products, incl. industrial shells & cartridges, air gun ammo, percussion caps.....		332992-07	6.7	0.0	0.0	0.0	0.2	0.0
Secondary products and miscellaneous receipts.....		332992-SM						
Secondary products.....		332992-S	0.8	0.0	0.0	0.0	0.0	0.0
Ammunition, except small arms, manufacturing.....	332993		-	2.3	0.4	0.1	0.5	0.5
Primary products.....		332993-P	-	4.2	0.7	1.6	0.0	0.0
Ammunition (excluding small arms), more than 30 mm (1.18 in.).....		332993-0	-	4.2	0.7	1.6	0.0	0.0
Secondary products and miscellaneous receipts.....		332993-SM1						
Fabricated pipe and pipe fitting mfg.....	332996		2.0	-1.8	-1.0	-0.4	-1.0	-0.3
Primary products.....		332996-P	-0.5	-2.1	-1.2	-0.5	-1.2	-0.4
Fabricated pipe and pipe fittings made from purchased pipe.....		332996-0	-0.5	-2.1	-1.2	-0.5	-1.2	-0.4
Secondary products and miscellaneous receipts.....		332996-SM						
Miscellaneous fabricated metal product mfg.....	332999		4.4	-0.5	0.0	0.0	-0.7	-0.3
Primary products.....		332999-P	2.8	-0.6	-1.1	-0.1	-0.7	-0.3
All other miscellaneous fabricated metal products.....		332999-N	2.7	-0.7	-1.1	-0.2	-0.8	-0.3
Secondary products and miscellaneous receipts.....		332999-SM						
Secondary products.....		332999-S	12.3	0.0	0.0	2.6	-0.5	-0.3
Small arms, ordnance, and ordnance accessories mfg.....	33299T		0.9	0.0	0.0	0.0	0.0	0.0
Primary products.....		33299T-P	1.0	0.0	0.0	0.0	0.0	0.0

See footnotes at end of table.

Table 12. Producer price index percentage changes for the net output of selected industries and their products, not seasonally adjusted — Continued
 [December 2022]

Title ¹	Industry code	Product code	Unadjusted 12-month percent change ²	Unadjusted 1-month percent change ²				
			Dec. 2021 to Dec. 2022 ^P	July to Aug.	Aug. to Sept. ^P	Sept. to Oct. ^P	Oct. to Nov. ^P	Nov. to Dec. ^P
Small arms, ordnance, and ordnance accessories mfg - Continued								
Single barrel shotguns, other small firearms n.e.c., and parts & attachments for small arms.....		33299T-45	0.0	0.0	0.0	0.0	0.0	0.0
Secondary products and miscellaneous receipts.....		33299T-SM						
Machinery manufacturing.....	333		10.6	0.6	0.5	0.6	0.3	0.3
Agricultural, construction, and mining machinery mfg.....	3331		10.6	1.3	0.7	1.4	0.2	0.2
Agricultural implement manufacturing.....	33311		12.6	0.6	0.8	1.7	-0.1	0.4
Farm machinery and equipment mfg.....	333111		13.1	0.6	1.0	2.0	0.0	0.0
Primary products.....		333111-P	12.5	0.6	0.9	2.0	0.0	0.0
Haying machinery and attachments.....		333111-A	9.7	0.0	4.1	0.0	0.0	0.0
Parts for farm machinery, for sale separately.....		333111-C	8.1	0.6	0.1	0.5	0.3	-0.6
Farm plows, harrows, rollers, pulverizers, etc., and attachments.....		333111-E	27.2	2.5	3.3	0.0	0.0	0.0
All other farm machinery and equipment, excluding parts, including attachments.....		333111-G	6.2	1.3	0.4	-0.4	-0.9	-0.7
Commercial turf and grounds care equipment, including parts and attachments.....		333111-J	10.7	2.4	0.0	0.5	0.5	0.0
Farm dairy equipment, sprayers and dusters, farm blowers, and attachments.....		333111-4	7.7	0.1	0.0	0.0	0.0	0.0
Planting, seeding, and fertilizing machinery and attachments.....		333111-7	11.9	0.1	3.4	0.0	0.0	1.4
Harvesting machinery (except hay and straw) and attachments.....		333111-9	18.0	0.0	0.0	6.7	0.0	0.0
Secondary products and miscellaneous receipts.....		333111-SM						
Miscellaneous receipts.....		333111-M	27.4	0.3	4.1	1.5	0.0	0.4
Secondary products.....		333111-S	10.0	0.7	-0.2	0.2	0.0	0.3
Lawn and garden equipment mfg.....	333112		10.1	0.4	-0.1	0.2	-0.6	2.8
Primary products.....		333112-P	11.4	0.5	-0.2	0.1	-0.3	3.2
Consumer nonriding lawn, garden, and snow equipment.....		333112-1	11.2	0.9	-0.3	0.0	-0.1	5.0
Consumer riding lawn, garden, and snow equipment.....		333112-3	11.7	0.0	0.0	1.1	0.5	0.0
Parts and attachments for consumer lawn, garden, and snow equipment.....		333112-7	11.6	0.1	0.0	-1.2	-1.8	3.5
Secondary products and miscellaneous receipts.....		333112-SM						
Secondary products.....		333112-S	2.9	0.2	0.0	0.5	-1.4	0.0
Construction machinery manufacturing.....	33312		9.0	2.8	0.3	0.0	0.4	0.0
Construction machinery mfg.....	333120		9.0	2.8	0.3	0.0	0.4	0.0
Primary products.....		333120-P	8.5	3.1	0.2	0.0	0.2	0.0
Power cranes, loaders, dozers, tractors, off-highway trucks, mixers, pavers, backhoes, etc.....		333120-1	8.4	4.1	0.0	-0.1	-0.1	0.0
Power cranes, draglines, & shovels (excavators) (incl. surface mining equip.) (excluding parts).....		333120-11	10.9	4.9	0.0	0.3	0.1	0.0
Mixers, pavers, and related equipment (excluding parts).....		333120-12	15.6	4.5	0.0	0.0	1.3	0.0
Off-highway trucks, haulers, truck-type tractor chassis, trailers, etc. (excluding parts).....		333120-13	8.8	1.4	0.0	1.9	0.3	0.0
Tractor shovel loaders (skid steer, wheel, crawler, and integral design backhoes).....		333120-14	10.0	5.1	0.0	0.1	0.1	0.0
Construction wheel and crawler tractors, dozers, self-propelled log skidders, etc.....		333120-15	1.9	2.2	0.0	-1.4	-1.3	0.0
Graders, rollers & compactors, rough-terrain forklifts, scrapers, trenchers, etc. (excl. parts).....		333120-16	11.3	5.6	0.0	0.0	0.4	0.0
Construction machinery for mounting (excluding parts, winches, snow clearing attachments).....		333120-17	7.8	3.7	0.0	0.0	0.0	0.0
Parts for construction machinery and equipment, sold separately.....		333120-9	12.4	0.6	1.6	1.0	0.7	0.3
Parts for cranes, draglines, and shovels (including surface mining equipment) (sold separately).....		333120-91	23.2	0.0	6.9	3.3	0.0	0.0
Parts for off-highway wheel tractors and shovel loaders (sold separately).....		333120-92	9.1	0.0	0.0	0.0	5.6	0.0
Parts for other construction machinery (sold separately).....		333120-93	8.0	1.1	-0.7	0.0	-0.4	0.6
Secondary products and miscellaneous receipts.....		333120-SM						
Miscellaneous receipts.....		333120-M	13.0	0.4	-0.1	0.0	1.9	0.0
Secondary products.....		333120-S	-	0.0	-	-	-	-
Mining and oil and gas field machinery mfg.....	33313		10.1	0.1	1.1	2.9	0.3	0.2
Mining machinery and equipment mfg.....	333131		13.5	0.4	2.9	0.0	0.8	0.7
Primary products.....		333131-P	13.7	0.3	3.0	0.0	0.9	0.2
Mining machinery and equipment (except parts sold separately).....		333131-2	14.2	0.2	3.7	0.0	1.1	0.0
Underground mining machinery (except parts sold separately).....		333131-21	16.3	0.0	5.2	0.0	0.0	0.0
Mineral processing & beneficiation machinery (except parts sold separately).....		333131-23	11.0	0.0	0.0	0.0	7.3	0.0
Crushing, pulverizing & screening machinery (except parts sold separately).....		333131-25	7.7	0.0	0.0	0.0	4.6	0.0
Drills and other mining machinery (except parts sold separately).....		333131-27	13.2	3.1	0.5	0.0	0.0	0.0
Parts and attachments for mining machinery and equipment (sold separately).....		333131-9	12.3	0.5	0.8	0.0	0.4	0.8
Secondary products and miscellaneous receipts.....		333131-SM						
Miscellaneous receipts.....		333131-M	14.9	2.3	2.7	0.0	0.0	7.1

See footnotes at end of table.

Table 12. Producer price index percentage changes for the net output of selected industries and their products, not seasonally adjusted — Continued
 [December 2022]

Title ¹	Industry code	Product code	Unadjusted 12-month percent change ²	Unadjusted 1-month percent change ²				
				Dec. 2021 to Dec. 2022 ^P	July to Aug.	Aug. to Sept. ^P	Sept. to Oct. ^P	Oct. to Nov. ^P
Mining machinery and equipment mfg - Continued								
Oil and gas field machinery and equipment mfg.	333132		8.9	0.0	0.5	4.0	0.1	0.0
Primary products.		333132-P	8.8	0.0	0.1	4.3	0.2	0.0
Oil and gas field production machinery and equipment (except pumps).....		333132-A	11.9	0.0	0.0	0.1	0.5	0.0
Oil and gas field production machinery and equipment (except pumps and parts sold separately).....		333132-A1	11.2	0.0	0.0	0.0	0.0	0.0
Parts and attachments for oil and gas field production machinery and equipment (except pumps).....		333132-A2	15.2	0.0	0.0	0.4	2.9	0.0
Rotary oil and gas field drilling machinery and equipment.....		333132-1	4.6	0.0	0.2	3.9	0.0	0.0
Secondary products and miscellaneous receipts.....		333132-SM						
Industrial machinery manufacturing.....	3332		10.2	-0.3	0.2	-0.2	0.2	0.3
Other industrial machinery manufacturing.....	33324		10.2	-0.3	0.2	-0.2	0.2	0.3
Food product machinery mfg.....	333241		10.1	0.1	0.3	0.4	0.3	0.4
Primary products.....		333241-P	10.5	0.1	0.4	0.5	0.4	0.5
Dairy and milk products plant machinery and equipment.....		333241-1	10.2	0.0	0.9	0.0	0.0	0.2
Commercial food products machinery (except packaging and cooking equipment).....		333241-3	10.2	0.1	0.2	0.5	1.0	0.9
Industrial food products machinery for processing foods, beverages, & animal & fowl feed.....		333241-5	10.9	0.0	0.2	0.7	-0.1	0.2
Other industrial food and feed machinery.....		333241-51	11.8	0.1	0.5	0.0	0.0	0.2
Machinery for sorting, grading, and cleaning fruits, vegetables, eggs, and for processing meat.....		333241-52	8.8	0.0	0.0	2.4	0.0	0.0
Parts and attachments for industrial food and feed products machinery.....		333241-53	11.9	0.0	0.0	0.0	-0.4	0.4
Secondary products and miscellaneous receipts.....		333241-SM						
Miscellaneous receipts.....		333241-M	9.5	0.0	0.0	0.0	0.0	0.0
Secondary products.....		333241-S	5.0	0.0	0.0	0.0	0.0	0.0
Semiconductor machinery mfg.....	333242		7.3	0.0	0.0	-0.2	0.0	0.7
Primary products.....		333242-P	7.7	0.0	0.0	-0.2	0.0	0.7
Semiconductor machinery and parts.....		333242-0	7.7	0.0	0.0	-0.2	0.0	0.7
Secondary products and miscellaneous receipts.....		333242-SM						
Miscellaneous receipts.....		333242-M	0.8	0.2	0.1	0.1	0.0	0.0
Sawmill, woodworking and paper machinery mfg.....	333243		9.6	0.8	1.2	0.2	0.8	0.3
Primary products.....		333243-P	9.3	0.7	1.3	0.0	0.4	0.3
Sawmill and woodworking machinery.....		333243-A	9.7	0.0	0.8	0.3	0.0	0.4
Sawmill and woodworking machinery, excluding parts & attachments.....		333243-A3	10.9	0.0	1.0	0.3	0.0	0.4
Parts, attachments & accessories for sawmill & woodworking machinery.....		333243-A4	4.0	0.0	0.0	0.0	0.0	0.0
Paper industry machinery.....		333243-B	9.1	0.9	1.5	-0.1	0.5	0.3
Paper industry machinery, excluding parts & attachments.....		333243-B1	6.6	0.1	2.2	0.1	0.1	0.6
Parts and attachments for paper industry machinery.....		333243-B2	11.9	1.9	0.6	-0.3	1.0	0.0
Secondary and miscellaneous receipts.....		333243-SM						
Miscellaneous receipts.....		333243-M	-	0.0	0.0	3.2	6.8	0.0
Printing machinery and equipment mfg.....	333244		2.5	0.2	0.3	0.3	0.0	0.1
Primary products.....		333244-P	2.2	0.2	0.4	0.4	0.0	0.1
All other miscellaneous printing trades machinery, including parts.....		333244-A	2.6	0.2	0.6	0.5	0.0	0.1
Other printing machinery and equipment, including pre-press preparation and typesetting.....		333244-A7	1.2	0.4	0.1	1.0	0.1	0.4
Parts, attachments, and accessories for printing trades machinery.....		333244-A8	3.2	0.2	0.8	0.3	0.0	0.0
Secondary products and miscellaneous receipts.....		333244-SM						
Secondary products.....		333244-S	8.2	0.2	0.5	1.5	0.7	0.2
Other industrial machinery mfg.....	333249		12.9	-0.8	0.0	-0.5	0.3	0.0
Primary products.....		333249-P	13.8	-0.9	0.0	-0.6	0.3	0.0
Plastics-working machinery and equipment and parts, excluding patterns and molds.....		333249-1	7.2	0.4	1.5	-0.1	0.7	0.2
Parts for plastics-working machinery.....		333249-14	2.6	1.0	0.0	0.0	0.0	0.4
Plastics-working machinery and equipment, excluding patterns, molds, and parts sold separately.....		333249-19	8.2	0.3	1.8	-0.2	0.8	0.2
Textile machinery (except parts, attachments, and accessories).....		333249-5	7.1	0.0	0.0	0.0	0.0	0.0
Parts and attachments for textile machinery.....		333249-7	2.7	0.0	0.0	0.0	0.0	0.0
All other industrial machinery.....		333249-8	15.8	-1.2	-0.3	-0.7	0.2	-0.1
Secondary products and miscellaneous receipts.....		333249-SM						
Miscellaneous receipts.....		333249-M	3.3	0.0	0.0	0.0	0.0	-0.3
Commercial and service industry machinery.....	3333		9.4	0.3	0.0	0.5	0.2	0.5
Commercial and service industry machinery.....	33331		9.4	0.3	0.0	0.5	0.2	0.5
Optical instrument and lens mfg.....	333314		4.7	0.7	0.0	0.3	0.1	0.0

See footnotes at end of table.

Table 12. Producer price index percentage changes for the net output of selected industries and their products, not seasonally adjusted — Continued
 [December 2022]

Title ¹	Industry code	Product code	Unadjusted 12-month percent change ²	Unadjusted 1-month percent change ²				
				Dec. 2021 to Dec. 2022 ^P	July to Aug.	Aug. to Sept. ^P	Sept. to Oct. ^P	Oct. to Nov. ^P
Optical instrument and lens mfg - Continued								
Primary products.....		333314-P	5.1	0.7	0.0	0.3	0.1	0.0
All other miscellaneous optical instruments and lenses (including binoculars and astronomical).....		333314-3	2.0	1.6	0.0	0.6	0.3	0.0
Secondary products and miscellaneous receipts.....		333314-SM						
Photographic and photocopying equipment mfg.....								
Primary products.....	333316	333316-P	—	0.0	0.0	0.0	—	—
Motion picture & other photographic equipment, n.e.c.....		333316-4	—	0.0	0.0	0.0	—	—
Secondary products and miscellaneous receipts.....		333316-SM						
Other commercial and service industry machinery mfg.....								
Primary products.....	333318	333318-P	11.0	0.3	0.0	0.6	0.3	0.7
Commercial cooking and food warming equipment.....		333318-A	10.9	0.3	0.0	0.6	0.3	0.8
Commercial non electric cooking and food warming equipment, excluding parts and accessories.....		333318-A1	21.0	0.0	0.0	1.7	0.1	0.1
Commercial electric cooking and food warming equipment, excluding parts and accessories.....		333318-A2	20.3	0.0	0.0	1.7	0.0	0.0
Parts and accessories for commercial cooking and food warming equipment.....		333318-A3	21.5	0.0	0.0	1.8	0.3	0.2
Electronic teaching machines, teaching aids, etc., including kits.....		333318-H	23.3	0.0	0.0	1.1	0.0	0.0
Miscellaneous machinery products.....		333318-J	—	0.0	0.0	0.0	0.0	—
Other service industry equipment.....		333318-J4	9.8	0.6	0.1	-0.1	0.4	1.3
Commercial and industrial floor and carpet cleaning machines, excluding vacuum cleaners.....		333318-J5	9.4	0.7	0.1	-0.1	0.4	1.1
Commercial laundry and drycleaning machinery.....		333318-S	12.0	0.0	0.0	0.0	0.0	3.4
Secondary products and miscellaneous receipts.....		333318-SM	15.6	1.3	0.0	1.8	1.8	0.0
Miscellaneous receipts.....		333318-M	10.8	0.0	0.0	0.1	0.0	0.2
Secondary products.....		333318-S	13.4	0.5	0.1	0.4	0.1	0.1
HVAC and commercial refrigeration equipment.....								
HVAC and commercial refrigeration equipment.....	3334		15.9	-0.1	0.4	0.5	0.0	0.7
HVAC and commercial refrigeration equipment.....	33341		15.9	-0.1	0.4	0.5	0.0	0.7
Fan, blower, air purification equipment mfg.....								
Primary products.....	333413	333413-P	10.3	0.5	-0.1	1.3	-0.2	0.2
Air purification equipment.....		333413-1	10.6	0.5	-0.1	1.3	-0.2	0.0
Dust collection and other air purification equipment for industrial gas cleaning systems.....		333413-11	9.3	0.4	-0.2	0.3	-0.3	0.0
Dust collection and other air purification equipment for cleaning incoming air.....		333413-13	7.1	0.0	0.0	0.0	0.0	0.0
Air filters for air-conditioners and furnaces, etc. of 2400 CFM or less, except parts.....		333413-131	11.4	0.9	-0.4	0.6	-0.6	0.0
Other dust collection and air purification equipment, except parts.....		333413-132	12.7	1.0	-0.7	0.9	-0.7	0.0
Parts for dust collection and air purification equipment.....		333413-133	4.5	1.4	0.0	0.2	0.0	0.0
Industrial and commercial fans and blowers.....		333413-2	14.0	0.0	0.0	0.0	-0.9	0.0
Centrifugal blower filter units, and classes I-IV centrifugal fans, except parts.....		333413-22	12.8	0.6	-0.1	2.9	0.0	0.0
Other centrifugal fans and blowers, except parts.....		333413-23	13.9	0.8	0.0	0.6	0.0	0.3
Parts and accessories for fans and blowers.....		333413-29	11.8	0.0	-0.2	6.2	0.0	0.0
Secondary products and miscellaneous receipts.....		333413-SM	4.8	0.3	0.0	-1.9	0.0	0.0
Secondary products.....		333413-S	11.8	0.0	0.0	0.8	0.1	0.0
Heating equipment (except warm air furnaces) mfg.....								
Primary products.....	333414	333414-P	14.4	0.7	0.3	0.3	3.9	0.6
Other heating equipment, except electric (incl. parts for nonelectric equipment & oil burners).....		333414-D	16.0	0.7	0.3	0.3	4.4	0.7
Cast iron heating boilers, radiators, and convectors (except parts).....		333414-1	18.0	0.1	0.2	0.4	5.2	1.3
Domestic heating stoves (except electric and parts).....		333414-3	—	2.4	0.0	0.0	0.0	0.0
Floor and wall furnaces, unit heaters, infrared heaters, and mechanical stokers.....		333414-7	15.1	0.0	0.0	0.0	7.4	0.0
Secondary products and miscellaneous receipts.....		333414-SM	15.2	1.8	0.0	0.8	5.4	0.0
Secondary products.....		333414-S	16.7	1.7	1.8	0.1	2.7	-0.7
Air-conditioning, refrigeration, and forced air heating equipment mfg.....								
Primary products.....	333415	333415-P	17.3	-0.3	0.5	0.4	-0.6	0.8
Warm air furnaces, including duct furnaces and humidifiers, and electric comfort heating.....		333415-C	17.6	-0.3	0.5	0.3	-0.6	0.7
Parts and accessories for air conditioning and heat transfer equipment.....		333415-D	14.4	0.6	0.1	0.5	3.2	0.0
Unitary air-conditioners, except air source heat pumps.....		333415-E	19.8	0.9	0.1	-0.3	-0.2	0.1
Heat pumps.....		333415-H	15.9	-2.3	1.7	-2.1	-2.3	1.7
Heat transfer equipment (except elec dehumidifiers), mechanically refrigerated, self-contained.....		333415-2	8.9	0.2	-0.5	3.8	-2.2	2.1
Commercial refrigerators and related equipment.....		333415-3	17.8	0.5	0.4	1.0	-0.7	0.8
Refrigeration condensing units, all refrigerants, except ammonia (complete).....		333415-5	26.2	0.0	0.0	1.7	0.0	0.0
All other miscellaneous refrigeration and air-conditioning equipment.....		333415-9	17.8	0.2	0.2	-0.2	0.3	0.3
			15.3	0.0	0.0	0.0	0.0	0.0

See footnotes at end of table.

Table 12. Producer price index percentage changes for the net output of selected industries and their products, not seasonally adjusted — Continued
 [December 2022]

Title ¹	Industry code	Product code	Unadjusted 12-month percent change ²	Unadjusted 1-month percent change ²				
			Dec. 2021 to Dec. 2022 ^P	July to Aug.	Aug. to Sept. ^P	Sept. to Oct. ^P	Oct. to Nov. ^P	Nov. to Dec. ^P
Air-conditioning, refrigeration, and forced air heating equipment mfg - Continued								
Secondary products and miscellaneous receipts.....		333415-SM						
Secondary products.....		333415-S	—	0.0	—	—	—	—
Metalworking machinery manufacturing.....	3335		9.3	1.4	0.5	0.5	0.2	0.7
Metalworking machinery manufacturing.....	33351		9.3	1.4	0.5	0.5	0.2	0.7
Industrial mold mfg.....	333511		8.8	0.4	0.4	1.0	0.0	0.0
Primary products.....		333511-P	8.3	0.4	0.4	1.0	0.0	0.0
Industrial molds and mold boxes.....		333511-0	8.3	0.4	0.4	1.0	0.0	0.0
Industrial injection-type molds made of metal for plastics.....		333511-05	3.2	0.5	0.0	0.0	0.0	0.0
Other industrial molds and mold boxes.....		333511-06	—	0.3	0.6	1.6	0.0	—
Secondary products and miscellaneous receipts.....		333511-SM						
Secondary products.....		333511-S	—	0.6	0.0	0.0	0.0	—
Special tool, die, jig, and fixture mfg.....	333514		8.0	0.4	0.3	0.4	0.1	0.3
Primary products.....		333514-P	7.2	0.4	0.4	0.3	0.1	0.3
Special dies, tools, jigs, and fixtures.....		333514-0	7.2	0.4	0.4	0.3	0.1	0.3
Jigs and fixtures, including parts.....		333514-0A	6.6	0.3	0.9	0.7	0.4	0.6
Metalworking die and die sets.....		333514-0B	5.8	0.1	0.3	0.1	0.0	0.3
Standard punches, industrial prototypes, die parts & other special tooling for dies.....		333514-0C	10.1	0.8	0.0	0.0	0.0	0.0
Secondary products and miscellaneous receipts.....		333514-SM						
Miscellaneous receipts.....		333514-M	12.5	0.6	0.0	0.0	0.0	0.0
Secondary products.....		333514-S	17.8	0.2	0.0	3.2	0.4	0.3
Cutting tool and machine tool accessory mfg.....	333515		11.3	5.2	0.3	0.7	0.3	1.0
Primary products.....		333515-P	6.4	0.5	0.2	0.5	0.1	1.3
Cutting tools for machine tools and metalworking machinery.....		333515-4	5.8	0.5	0.0	0.5	0.1	1.5
Other cutting tools for machine tools, excluding tips and blanks.....		333515-41	5.5	0.7	0.0	0.0	0.0	2.5
End mills and milling cutters.....		333515-44	5.1	0.0	0.0	1.0	0.5	0.3
Threading tools, including blanks, tips and inserts.....		333515-45	10.9	-0.2	0.0	0.0	0.2	0.0
Carbon and high-speed steel shank, solid, tipped carbide twist drills for machine tools.....		333515-48	4.8	0.7	0.0	0.0	0.0	0.0
Taps, carbide indexable, and throwaway inserts for machine tools.....		333515-49	6.8	0.4	0.0	3.7	0.0	0.0
Other attachments and accessories for machine tools and metalworking machinery.....		333515-5	9.9	0.7	1.5	0.9	0.0	0.0
Secondary products and miscellaneous receipts.....		333515-SM						
Secondary products.....		333515-S	7.8	0.0	2.5	0.0	3.1	0.0
Machine tool mfg.....	333517		5.0	0.9	0.0	0.3	0.4	0.0
Primary products.....		333517-P	3.8	0.5	0.0	0.3	0.4	0.0
Metal cutting machine tools.....		333517-2	3.3	0.3	0.0	0.4	0.5	0.0
Parts for metal cutting machine tools (sold separately) & rebuilt machine tools.....		333517-26	8.8	0.4	0.0	1.4	0.0	0.0
Metal machining centers (multifunction numerically controlled machines).....		333517-27	0.0	0.0	0.0	0.0	0.0	0.0
Other metal cutting machine tools.....		333517-2B	3.0	0.4	0.0	0.0	1.1	0.0
Metal forming machine tools.....		333517-3	5.1	1.3	0.0	0.0	0.0	0.1
Metal punching and shearing (power & manual), and bending and forming machines (power only).....		333517-31	0.0	0.0	0.0	0.0	0.0	0.0
Other metal forming machine tools, including forging and die-stamping machines (except presses).....		333517-35	—	1.0	—	—	—	—
Parts for metal forming machine tools (sold separately) and rebuilt metal forming machine tools.....		333517-37	3.1	1.4	0.0	0.0	0.0	0.3
Secondary products and miscellaneous receipts.....		333517-SM						
Miscellaneous receipts.....		333517-M	12.1	2.4	0.0	0.8	0.0	0.0
Secondary products.....		333517-S	8.6	3.3	0.0	0.0	0.4	0.2
Rolling mill and other metalworking machinery mfg.....	333519		20.4	0.1	2.1	0.2	0.0	3.3
Primary products.....		333519-P	23.1	0.2	2.4	0.2	0.0	3.8
Other metalworking machinery, excluding handheld & ultrasonic.....		333519-83	6.6	0.0	0.5	0.4	0.0	0.0
Secondary products and miscellaneous receipts.....		333519-SM						
Miscellaneous receipts.....		333519-M	2.2	-0.7	0.0	0.2	-0.2	0.0
Turbine and power transmission equipment mfg.....	3336		7.6	0.5	0.3	0.4	0.4	0.2
Turbine and power transmission equipment mfg.....	33361		7.6	0.5	0.3	0.4	0.4	0.2
Turbine and turbine generator set units mfg.....	333611		4.3	-0.6	0.1	0.1	0.2	0.0
Primary products.....		333611-P	5.1	-0.6	0.1	0.2	0.2	0.0
Turbines and turbine generator sets.....		333611-0	5.1	-0.6	0.1	0.2	0.2	0.0
Steam, gas, and other turbines and turbine generators.....		333611-05	-0.2	-0.9	0.2	0.2	0.2	-0.5
Parts & accessories for turbines, turbine generators, and turbine generator sets.....		333611-07	—	0.0	0.0	0.6	0.0	0.0

See footnotes at end of table.

Table 12. Producer price index percentage changes for the net output of selected industries and their products, not seasonally adjusted — Continued
 [December 2022]

Title ¹	Industry code	Product code	Unadjusted 12-month percent change ²	Unadjusted 1-month percent change ²				
				Dec. 2021 to Dec. 2022 ^P	July to Aug.	Aug. to Sept. ^P	Sept. to Oct. ^P	Oct. to Nov. ^P
Turbine and turbine generator set units mfg - Continued								
Speed changer, drive, and gear mfg.	333612		15.8	1.3	1.1	-0.2	3.2	1.5
Primary products.		333612-P	16.4	1.3	1.1	-0.2	3.5	1.5
Gears, pinions, racks, and worms, sold separately.		333612-3	14.8	0.0	3.5	-0.5	0.0	1.6
Speed changers, industrial high speed drives, and parts other than loose gearing.		333612-7	17.1	1.9	0.0	0.0	5.3	1.4
Secondary products and miscellaneous receipts.		333612-SM						
Secondary products.		333612-S	–	0.3	1.0	0.0	2.1	–
Mechanical power transmission equipment mfg.	333613		15.3	2.0	1.2	2.0	-0.3	0.2
Primary products.		333613-P	13.9	2.3	1.1	1.5	-0.3	0.1
Mechanical power transmission equipment, except speed changers, drives, & gears.		333613-3	13.7	1.4	1.5	2.1	-0.5	0.1
Secondary products and miscellaneous receipts.		333613-SM						
Other engine equipment mfg.	333618		6.7	0.8	0.1	0.3	0.0	0.0
Primary products.		333618-P	6.9	0.8	0.1	0.4	0.0	0.0
Parts & accessories for internal combustion engines, ex. aircraft & gasoline automotive engines.		333618-F	9.1	0.2	0.0	1.9	0.0	0.0
Diesel, semidiesel, and dual-fuel engines (except automotive).		333618-3	7.9	2.7	0.0	0.0	0.0	0.0
Diesel, semidiesel, and dual-fuel engines for automobiles, trucks, and buses.		333618-5	5.9	0.0	0.1	-0.1	0.0	0.0
Secondary products and miscellaneous receipts.		333618-SM						
Secondary products.		333618-S	8.2	1.4	0.0	0.1	0.0	0.0
Other general purpose machinery manufacturing.	3339		10.6	0.5	0.6	0.3	0.6	0.2
Pump and compressor manufacturing.	33391		15.0	0.3	1.0	0.6	0.7	0.0
Air and gas compressor mfg.	333912		19.7	0.7	1.2	0.8	1.5	0.0
Primary products.		333912-P	20.9	0.9	1.2	0.8	1.5	0.0
Air and gas compressors and vacuum pumps.		333912-1	20.5	1.0	1.6	0.7	1.6	0.0
Parts & attachments for air & gas compressors, ex. refrigeration, ice making, & a/c.		333912-6	35.9	0.4	0.0	1.7	0.3	0.0
Secondary products and miscellaneous receipts.		333912-SM						
Miscellaneous receipts.		333912-M	15.5	0.0	1.5	1.8	0.0	0.0
Measuring, dispensing, and other pumping equipment mfg.	333914		11.8	0.0	0.8	0.4	0.2	0.1
Primary products.		333914-P	11.2	0.0	0.8	0.4	0.2	0.1
Pumps and pumping equipment, excluding measuring and dispensing pumps.		333914-1	10.6	0.0	0.5	0.4	0.2	0.1
Pumps and pumping equipment, complete, excluding measuring and dispensing pumps.		333914-11	10.6	0.0	0.2	0.5	0.3	0.0
Domestic water systems.		333914-111	–	0.0	0.0	0.0	–	–
Oil-well and oil-field pumps, except boiler feed.		333914-113	6.8	0.0	0.0	0.2	0.0	0.0
Industrial pumps, excluding hydraulic fluid power pumps, automatic circulating pumps, etc.		333914-114	11.6	0.0	0.4	0.8	0.0	0.0
Other pumps, except automotive circulating pumps, and measuring and dispensing pumps.		333914-115	11.4	0.0	0.0	0.4	1.2	0.0
Parts and attachments for pumps and pumping equipment, excluding measuring and dispensing.		333914-15	11.1	0.1	1.9	0.0	0.0	0.5
Secondary products and miscellaneous receipts.		333914-SM						
Miscellaneous receipts.		333914-M	16.3	0.8	1.0	0.4	-0.1	0.0
Secondary products.		333914-S	21.1	-0.9	0.0	0.0	0.4	0.0
Material handling equipment manufacturing.	33392		10.0	0.4	0.2	0.4	1.1	0.1
Elevator and moving stairway mfg.	333921		7.2	0.1	0.6	0.7	-0.1	0.0
Primary products.		333921-P	5.9	0.1	0.7	0.8	-0.1	0.0
Elevators and moving stairways.		333921-1	5.9	0.0	0.9	0.6	0.0	0.0
Parts and attachments for elevators and moving stairways (sold separately).		333921-3	5.8	0.3	0.0	1.5	-0.7	0.0
Secondary products and miscellaneous receipts.		333921-SM						
Conveyor and conveying equipment mfg.	333922		10.0	0.5	0.2	0.5	0.5	0.3
Primary products.		333922-P	8.9	0.5	0.1	0.3	0.4	0.2
Unit handling conveyors and conveying systems.		333922-1	5.3	0.0	0.3	0.3	0.0	0.3
Unit handling gravity and trolley conveyors and conveying systems.		333922-12	2.6	0.0	0.0	1.4	0.0	0.0
Unit handling tow, belt, roller, pneumatic, portable, carousel, and other nonbelt conveyors.		333922-14	6.0	0.0	0.4	0.1	0.0	0.4
Parts and accessories for unit handling conveyors and conveying systems, sold separately.		333922-7	1.8	0.0	0.0	0.2	-0.2	0.0
Bulk material handling conveyors and conveying systems.		333922-8	14.1	1.3	0.1	0.1	1.0	0.1
Parts and accessories for bulk material handling conveyors and conveying systems.		333922-9	11.6	0.1	-0.5	0.6	0.4	0.0
Secondary products and miscellaneous receipts.		333922-SM						
Miscellaneous receipts.		333922-M	18.8	0.9	1.1	2.0	1.2	1.2

See footnotes at end of table.

Table 12. Producer price index percentage changes for the net output of selected industries and their products, not seasonally adjusted — Continued
 [December 2022]

Title ¹	Industry code	Product code	Unadjusted 12-month percent change ²	Unadjusted 1-month percent change ²					
				Dec. 2021 to Dec. 2022 ^P	July to Aug.	Aug. to Sept. ^P	Sept. to Oct. ^P	Oct. to Nov. ^P	Nov. to Dec. ^P
Conveyor and conveying equipment mfg - Continued									
Secondary products.....		333922-S	10.0	0.0	0.0	0.0	0.1	-0.1	
Overhead cranes, hoists and monorail systems mfg.....	333923		10.6	0.8	0.2	0.2	0.3	0.0	
Primary products.....		333923-P	11.0	0.8	0.0	0.1	0.1	0.0	
Hoists and parts and attachments for hoists (sold separately).....		333923-1	13.6	3.0	0.0	0.0	1.7	0.0	
Overhead traveling cranes and monorail systems, including parts and attachments sold separately.....		333923-3	13.5	2.7	0.1	0.0	-0.3	0.0	
Winches, aerial work platforms, and automotive wrecker hoists, including parts and attachments.....		333923-7	10.2	0.3	0.0	0.1	0.0	0.0	
Secondary products and miscellaneous receipts.....		333923-SM							
Secondary products.....		333923-S	4.2	1.2	0.0	-0.2	0.0	0.0	
Industrial truck, trailer, and stacker mfg.....	333924		9.9	0.0	0.1	0.4	2.6	0.0	
Primary products.....		333924-P	10.5	0.0	0.1	0.4	2.7	0.0	
Industrial trucks, tractors, mobile straddle carriers & cranes, & automatic stacking machines.....		333924-2	11.5	0.0	0.0	0.5	3.2	0.0	
Work trucks with lifting & handling equipment, operator riding, electric, self-propelled.....		333924-21	15.9	0.0	0.0	0.1	6.6	0.0	
Work trucks, not fitted with lifting and handling equipment.....		333924-25	11.5	0.0	0.0	0.3	0.1	0.0	
Bulk powered material moving equipment, dock boards and metal pallets and skids.....		333924-26	5.0	0.0	0.0	0.0	0.0	0.0	
Other work trucks with lifting & handling equipment, non-riding electric or any non-electric.....		333924-27	8.4	0.0	0.0	1.1	2.1	0.1	
Parts and attachments for industrial trucks and tractors (sold separately).....		333924-3	5.2	0.0	0.4	0.0	0.0	0.0	
Secondary products and miscellaneous receipts.....		333924-SM							
Secondary products.....		333924-S	-	0.0	0.0	0.3	-	-	
All other general purpose machinery mfg.....	33399		8.5	0.6	0.6	0.0	0.2	0.4	
Power-driven handtool mfg.....	333991		5.5	0.0	0.0	0.0	0.0	0.0	
Primary products.....		333991-P	5.9	0.0	0.0	0.0	0.0	0.0	
Power-driven handtools, pneumatic, hydraulic, and powder-actuated.....		333991-6	6.2	0.0	0.0	0.0	0.0	0.0	
Power-driven handtools, electric (except battery powered), including parts.....		333991-9	5.6	0.0	0.0	0.0	0.0	0.0	
Secondary products and miscellaneous receipts.....		333991-SM							
Miscellaneous receipts.....		333991-M	-	0.0	0.0	0.0	0.0	-	
Welding and soldering equipment mfg.....	333992		7.0	0.6	0.1	-0.8	0.2	0.0	
Primary products.....		333992-P	6.7	0.7	0.0	-0.9	0.2	0.0	
Other welding equipment, components, and accessories (excluding arc, resistance, and gas).....		333992-A	9.6	0.0	0.0	0.0	0.0	0.0	
Arc welding machines, components, and accessories, excluding electrodes and stud welding equip.....		333992-1	10.4	1.6	0.0	0.0	0.0	0.0	
Resistance welders, components, accessories, and electrodes.....		333992-7	6.0	0.0	0.0	0.0	0.0	0.0	
Gas welding and cutting equipment, parts, attachments, and accessories.....		333992-9	8.2	0.0	0.0	0.0	0.0	0.0	
Secondary products and miscellaneous receipts.....		333992-SM							
Miscellaneous receipts.....		333992-M	10.3	0.0	1.4	0.0	0.0	0.0	
Packaging machinery mfg.....	333993		10.5	1.7	2.1	0.3	0.0	0.4	
Primary products.....		333993-P	9.8	1.9	2.3	0.3	0.0	0.5	
Packing, packaging, and bottling machinery, excluding parts.....		333993-1	9.2	1.5	2.0	0.4	0.0	0.6	
Parts for packing, packaging, and bottling machinery.....		333993-5	11.0	2.8	2.8	0.0	0.0	0.3	
Secondary products and miscellaneous receipts.....		333993-SM							
Miscellaneous receipts.....		333993-M	17.2	1.0	4.2	0.5	0.1	0.0	
Industrial process furnace and oven mfg.....	333994		10.6	0.3	0.0	0.0	0.4	0.1	
Primary products.....		333994-P	11.2	0.3	0.0	0.0	0.3	0.2	
Industrial process furnaces & ovens, & industrial electrical heating equipment.....		333994-0	11.2	0.3	0.0	0.0	0.3	0.2	
Industrial process furnaces & ovens, & industrial electrical heating equipment, except parts.....		333994-0A	10.0	0.4	0.0	0.0	0.5	0.0	
Parts and attachments for industrial process furnaces and ovens.....		333994-0B	14.9	0.0	0.0	0.0	0.0	0.9	
Secondary products and miscellaneous receipts.....		333994-SM							
Miscellaneous receipts.....		333994-M	6.8	0.0	0.0	0.0	0.4	0.0	
Fluid power cylinder and actuator mfg.....	333995		12.4	1.2	0.6	0.3	0.6	0.2	
Primary products.....		333995-P	13.3	1.3	0.8	0.4	0.7	0.3	
Nonaerospace-type hydraulic & all aerospace fluid power cylinders & actuators, linear & rotary.....		333995-2	13.2	1.3	0.5	0.0	0.9	0.3	
Nonaerospace-type pneumatic fluid power cylinders & actuators, linear & rotary.....		333995-3	3.5	0.0	0.4	0.0	0.0	0.0	
Parts for hydraulic & pneumatic fluid power cylinders & actuators, incl accumulators & cushions.....		333995-8	20.2	2.5	2.5	2.3	0.0	0.0	
Secondary products and miscellaneous receipts.....		333995-SM							
Fluid power pump and motor mfg.....	333996		7.4	0.0	0.0	-0.1	0.0	0.5	

See footnotes at end of table.

Table 12. Producer price index percentage changes for the net output of selected industries and their products, not seasonally adjusted — Continued
 [December 2022]

Title ¹	Industry code	Product code	Unadjusted 12-month percent change ²	Unadjusted 1-month percent change ²				
				Dec. 2021 to Dec. 2022 ^P	July to Aug.	Aug. to Sept. ^P	Sept. to Oct. ^P	Oct. to Nov. ^P
Fluid power pump and motor mfg - Continued								
Primary products.....		333996-P	7.7	0.0	0.0	0.0	0.0	0.5
Nonaerospace-type reciprocating fluid power pumps.....		333996-1	10.2	0.0	0.0	0.0	0.0	0.8
Nonaerospace-type fluid power motors.....		333996-5	10.0	0.0	0.0	0.0	0.0	0.6
Parts for fluid power pumps, motors, and hydrostatic transmissions.....		333996-9	10.4	0.0	0.0	0.0	0.0	0.7
Secondary products and miscellaneous receipts.....		333996-SM						
Miscellaneous receipts.....		333996-M	10.0	0.0	0.0	1.5	0.0	0.8
Scale and balance mfg.....	333997		9.7	0.4	0.9	0.2	1.5	0.6
Primary products.....		333997-P	10.0	0.4	1.0	0.2	1.5	0.6
Retail, commercial, household, and mailing scales and balances.....		333997-4	1.7	0.0	0.0	0.0	0.1	0.4
Parts, attachments, and accessories for scales and balances.....		333997-6	12.1	0.6	0.4	0.3	0.9	1.0
Vehicle and industrial scales.....		333997-7	11.6	0.4	1.7	0.3	2.3	0.4
Motor truck and railroad track scales.....		333997-71	8.4	0.0	0.8	0.0	2.0	0.2
Industrial scales (including automatic checkweigher and bulkweigher scales)...		333997-72	15.4	1.0	0.8	0.8	2.8	1.0
Miscellaneous non-vehicle scales (crane, susp, tank, hopper, meas. devices, lab, bulk conveyor).....		333997-73	-	0.0	-	-	-	-
Secondary products and miscellaneous receipts.....		333997-SM						
Miscellaneous receipts.....		333997-M	6.8	0.0	0.0	0.0	1.7	0.0
All other miscellaneous general purpose machinery mfg.....	333999		7.1	0.3	0.7	0.0	-0.1	0.9
Primary products.....		333999-P	7.0	0.4	0.7	0.0	-0.1	0.8
Filters and strainers, except fluid power.....		333999-1	6.1	-0.1	1.4	-0.2	-0.6	0.6
Industrial filters and strainers and reusable media, except fluid power.....		333999-11	5.9	-0.2	1.6	-0.3	-0.6	0.7
Nonreusable media for filters and strainers, except fluid power.....		333999-12	6.8	0.0	0.0	0.0	0.0	0.0
Parts and accessories for filters and strainers, except fluid power.....		333999-13	8.5	2.2	2.0	1.6	-1.0	0.0
All other miscellaneous general industrial machinery.....		333999-7	7.8	0.7	0.4	0.1	0.1	1.0
Secondary products and miscellaneous receipts.....		333999-SM						
Miscellaneous receipts.....		333999-M	8.4	0.0	1.3	0.0	0.0	2.2
Secondary products.....		333999-S	5.2	0.0	0.0	0.1	0.0	0.0
Computer & electronic product mfg.....	334		5.3	0.0	0.2	0.3	0.5	0.2
Computer & peripheral equipment mfg.....	3341		4.4	0.4	-0.4	-0.1	0.4	0.9
Computer & peripheral equipment mfg.....	33411		4.4	0.4	-0.4	-0.1	0.4	0.9
Electronic computer manufacturing.....	334111		3.2	-0.5	-1.5	-0.4	-2.4	1.7
Primary products.....		334111-P	3.1	-0.7	-1.9	-0.5	-3.4	2.3
Host computers, multiusers (mainframes, medium-scale systems, UNIX and PC servers).....		334111-5	3.6	-0.6	-2.8	-0.6	-4.0	2.1
Single user computers, microprocessor based, general purpose.....		334111-7	1.6	-0.8	0.5	-0.2	-1.6	2.9
Portable computers, laptops, tablets and other single user computers.....		334111-72	-3.5	1.8	0.0	-1.3	-0.6	0.5
Personal computers and workstations (excluding portable computers).....		334111-73	2.3	-1.1	0.6	-0.1	-1.7	3.2
Secondary products and miscellaneous receipts.....		334111-SM						
Computer storage device mfg.....	334112		9.3	1.8	0.0	0.0	3.8	1.0
Primary products.....		334112-P	7.9	0.0	0.0	0.0	4.0	1.1
Computer storage devices (except parts, attachments and accessories).....		334112-1	8.3	0.0	0.0	0.0	5.0	0.0
Secondary products and miscellaneous receipts.....		334112-SM						
Computer terminal and other computer peripheral equipment mfg.....	334118		0.9	-0.1	0.1	0.1	-0.2	0.2
Primary products.....		334118-P	5.8	-0.1	0.1	0.1	-0.2	0.2
Other computer peripheral equipment and point of sale terminals.....		334118-B	5.8	-0.1	0.1	0.1	-0.2	0.2
POS terminals, fund-transfer devices, and all other miscellaneous computer peripheral equipment.....		334118-B1	2.8	-0.1	0.1	0.1	-0.3	0.3
Secondary products and miscellaneous receipts.....		334118-SM						
Communications equipment mfg.....	3342		5.7	0.1	0.2	0.2	1.7	0.1
Telephone apparatus mfg.....	33421		7.4	0.3	0.3	0.2	1.7	0.0
Telephone apparatus mfg.....	334210		7.4	0.3	0.3	0.2	1.7	0.0
Primary products.....		334210-P	8.7	0.3	0.0	0.0	2.2	0.0
Wireline voice and data network equipment.....		334210-7	15.3	0.6	0.0	0.0	2.5	0.0
Secondary products and miscellaneous receipts.....		334210-SM						
Radio/TV broadcast & wireless comm equip mfg.....	33422		4.2	0.1	0.0	0.1	1.2	0.2
Broadcast and wireless communications equipment mfg.....	334220		4.2	0.1	0.1	0.1	1.1	0.2
Primary products.....		334220-P	3.3	0.1	0.0	0.1	0.2	0.0
Broadcast, studio, and related electronic equipment.....		334220-2	1.5	0.1	0.4	-0.3	-0.5	0.2
Radio station equipment.....		334220-5	-	0.0	0.0	0.0	0.0	0.0
Other broadcast and wireless communications systems and equipment.....		334220-9	3.8	0.3	0.0	0.2	0.7	0.0

See footnotes at end of table.

Table 12. Producer price index percentage changes for the net output of selected industries and their products, not seasonally adjusted — Continued
 [December 2022]

Title ¹	Industry code	Product code	Unadjusted 12-month percent change ²	Unadjusted 1-month percent change ²					
				Dec. 2021 to Dec. 2022 ^P	July to Aug.	Aug. to Sept. ^P	Sept. to Oct. ^P	Oct. to Nov. ^P	Nov. to Dec. ^P
Broadcast and wireless communications equipment mfg - Continued									
Secondary products and miscellaneous receipts.....		334220-SM							
Other communications equipment mfg.....	33429		10.3	0.0	0.9	0.9	3.9	-0.3	
Other communications equipment mfg.....	334290		10.3	0.0	0.9	0.9	3.9	-0.3	
Primary products.....		334290-P	10.9	0.0	0.9	0.7	4.3	-0.3	
Alarm systems, including electric sirens and horns.....		334290-1	16.7	0.0	1.9	0.0	9.4	0.0	
Intercommunications systems, incl inductive paging systems, excl telephone & telegraph.....		334290-3	2.7	0.2	0.0	0.0	0.0	-2.3	
Secondary products and miscellaneous receipts.....		334290-SM							
Secondary products.....		334290-S	12.9	0.3	0.5	0.2	0.0	0.4	
Audio & video equipment mfg.....	3343		5.8	0.0	1.2	0.2	0.0	0.0	
Audio and video equipment mfg.....	33431		5.8	0.0	1.2	0.2	0.0	0.0	
Audio and video equipment mfg.....	334310		5.8	0.0	1.2	0.2	0.0	0.0	
Primary products.....		334310-P	6.7	0.0	1.4	0.2	0.0	0.0	
Speakers and commercial sound equipment.....		334310-4	7.1	0.0	0.0	0.3	0.0	0.0	
Other consumer audio and video equipment.....		334310-5	6.2	0.0	3.8	0.0	0.0	0.0	
Secondary products and miscellaneous receipts.....		334310-SM							
Miscellaneous receipts.....		334310-M	1.4	0.0	0.0	0.0	0.0	0.0	
Semiconductor and other electronic component mfg.....	3344		3.8	-0.3	0.3	0.7	0.5	0.1	
Semiconductor and other electronic component mfg.....	33441		3.8	-0.3	0.3	0.7	0.5	0.1	
Bare printed circuit board mfg.....	334412		8.7	0.0	0.4	0.6	0.0	1.4	
Primary products.....		334412-P	9.1	0.0	0.4	0.7	0.0	1.4	
Bare printed circuit boards.....		334412-0	9.1	0.0	0.4	0.7	0.0	1.4	
Secondary products and miscellaneous receipts.....		334412-SM1							
Semiconductors and related device mfg.....	334413		5.7	-0.4	0.7	1.7	0.5	0.1	
Primary products.....		334413-P	5.3	-0.4	0.7	1.8	0.5	0.1	
Other semiconductor devices, including parts such as chips, wafers, and heat sinks.....		334413-A	5.1	-0.6	1.2	0.3	1.3	0.0	
Integrated microcircuits, incl semiconductor networks, microprocessors, & MOS memories.....		334413-1	5.4	-0.3	0.5	2.3	0.2	0.1	
Secondary products and miscellaneous receipts.....		334413-SM							
Electronic connector mfg.....	334417		13.7	0.3	0.2	2.9	-0.1	0.5	
Primary products.....		334417-P	13.9	0.3	0.1	2.9	0.0	0.5	
Electronic connectors, including parts.....		334417-0	13.9	0.3	0.1	2.9	0.0	0.5	
Secondary products and miscellaneous receipts.....		334417-SM							
Secondary products.....		334417-S1	-	1.0	2.0	0.9	-1.6	-	
Printed circuit assembly mfg.....	334418		-6.3	-1.1	-0.3	-2.0	0.2	-0.1	
Primary products.....		334418-P	-4.0	-1.2	0.1	-1.6	0.2	0.0	
Printed circuit assemblies, loaded boards, modules, and consumer external modems.....		334418-9	-4.0	-1.2	0.1	-1.6	0.2	0.0	
Secondary products and miscellaneous receipts.....		334418-SM							
Other electronic component mfg.....	334419		4.2	0.0	0.0	0.0	0.7	-0.4	
Primary products.....		334419-P	4.4	0.1	0.0	0.0	0.6	-0.5	
Other electronic components.....		334419-0	4.4	0.1	0.0	0.0	0.6	-0.5	
Secondary products and miscellaneous receipts.....		334419-SM							
Secondary products.....		334419-S	3.8	-0.1	0.0	-0.2	3.8	0.0	
Capacitor, resistor, coil, transformer, and other inductor mfg.....	33441K		6.2	1.0	0.6	0.8	1.5	0.0	
Primary products.....		33441K-P	6.3	1.0	0.4	0.8	1.6	0.0	
Capacitors for electronic circuitry.....		33441K-4	-	0.7	0.0	0.0	3.2	0.0	
Electronic coils, transformers, and other inductors.....		33441K-6	7.2	1.3	0.7	1.4	0.3	0.1	
Secondary products and miscellaneous receipts.....		33441K-SM							
Nav/measuring/medical/control instruments mfg.....	3345		5.8	0.0	0.2	0.3	0.2	0.3	
Nav/measuring/medical/control instruments mfg.....	33451		5.8	0.0	0.2	0.3	0.2	0.3	
Electromedical apparatus mfg.....	334510		3.2	0.0	0.0	0.0	0.1	0.1	
Primary products.....		334510-P	3.3	0.0	0.0	0.0	0.1	0.0	
Electromedical equipment, excluding ionizing radiation equipment.....		334510-2	3.3	0.0	0.0	0.0	0.1	0.0	
Secondary products and miscellaneous receipts.....		334510-SM							
Miscellaneous receipts.....		334510-M	2.5	0.0	0.0	0.0	0.0	1.6	
Search, detection, and navigation instruments.....	334511		3.5	0.1	0.3	0.0	0.0	0.3	
Primary products.....		334511-P	3.2	0.0	0.0	0.0	0.0	0.3	

See footnotes at end of table.

Table 12. Producer price index percentage changes for the net output of selected industries and their products, not seasonally adjusted — Continued
 [December 2022]

Title ¹	Industry code	Product code	Unadjusted 12-month percent change ²	Unadjusted 1-month percent change ²				
				Dec. 2021 to Dec. 2022 ^P	July to Aug.	Aug. to Sept. ^P	Sept. to Oct. ^P	Oct. to Nov. ^P
Search, detection, and navigation instruments - Continued								
Aeronautical, nautical & navigational instruments, not sending or receiving radio signals.....		334511-1	11.4	0.0	0.5	0.0	0.0	4.2
Search, detection, navigation, and guidance systems and equipment.....		334511-3	2.5	0.0	0.0	0.0	0.0	0.0
Secondary products and miscellaneous receipts.....		334511-SM						
Secondary products.....		334511-S	—	0.0	0.4	—	—	—
Automatic environmental control mfg.....	334512		4.7	0.0	0.4	0.9	0.3	0.0
Primary products.....		334512-P	4.6	0.0	0.5	0.7	0.4	0.0
Automatic environmental controls for monitoring residential, commercial, and appliance use.....		334512-0	4.6	0.0	0.5	0.7	0.4	0.0
Secondary products and miscellaneous receipts.....		334512-SM						
Miscellaneous receipts.....		334512-M	4.7	0.0	0.0	1.8	0.0	0.0
Industrial process variable instruments.....	334513		13.6	0.2	0.0	0.6	1.1	1.0
Primary products.....		334513-P	13.6	0.0	0.0	0.5	1.3	1.2
Process control instruments.....		334513-0	13.6	0.0	0.0	0.5	1.3	1.2
Secondary products and miscellaneous receipts.....		334513-SM						
Miscellaneous receipts.....		334513-M	15.2	3.4	-1.1	3.5	0.0	0.0
Secondary products.....		334513-S	—	0.2	0.0	0.0	—	—
Totalizing fluid meters and counting devices.....	334514		7.5	-2.2	0.3	0.0	0.0	0.2
Primary products.....		334514-P	7.8	-2.3	0.3	0.0	0.0	0.2
Counting devices, excluding motor vehicle instruments.....		334514-3	—	0.0	0.0	0.0	0.0	—
Motor vehicle instruments.....		334514-7	—	0.0	1.0	0.0	0.0	—
Secondary products and miscellaneous receipts.....		334514-SM						
Electricity and signal testing instruments mfg.....	334515		4.3	0.3	0.1	0.3	0.0	0.2
Primary products.....		334515-P	4.5	0.3	0.1	0.3	0.0	0.2
Test equipment for testing electrical, radio, and communication circuits, and motors.....		334515-4	3.8	0.5	0.2	0.5	0.0	0.3
Secondary products and miscellaneous receipts.....		334515-SM						
Analytical laboratory instrument mfg.....	334516		7.7	0.1	0.4	0.1	0.1	0.4
Primary products.....		334516-P	7.5	0.1	0.1	0.2	0.2	0.4
Analytical and scientific instruments, excluding optical.....		334516-0	7.5	0.1	0.1	0.2	0.2	0.4
Secondary products and miscellaneous receipts.....		334516-SM						
Miscellaneous receipts.....		334516-M1	—	0.0	2.4	0.0	0.0	—
Secondary products.....		334516-S	—	0.0	-0.1	0.0	—	—
Irradiation apparatus mfg.....	334517		6.8	0.0	0.0	0.0	0.0	0.0
Primary products.....		334517-P	8.1	0.0	0.0	0.0	0.0	0.0
Irradiation (ionizing radiation) equipment.....		334517-0	8.1	0.0	0.0	0.0	0.0	0.0
Secondary products and miscellaneous receipts.....		334517-SM						
Other measuring and controlling device mfg.....	334519		11.9	0.5	0.6	2.4	0.8	-0.1
Primary products.....		334519-P	12.3	0.6	0.7	2.7	0.9	-0.1
Physical properties testing & inspection equipment and kinematic testing & measuring equipment.....		334519-4	19.9	0.0	0.6	7.1	1.3	0.0
Nuclear radiation detection and monitoring instruments.....		334519-5	11.8	1.8	0.0	0.0	3.5	0.0
Commercial, geophysical, meteorological, and general-purpose instruments and equipment.....		334519-7	7.7	0.7	0.1	0.7	0.0	-0.2
Watches, clocks, and parts.....		334519-8	—	3.2	—	—	—	—
Secondary products and miscellaneous receipts.....		334519-SM						
Miscellaneous receipts.....		334519-M	4.4	0.3	0.0	0.0	-0.1	0.3
Manufacturing and reproducing magnetic and optical media.....	3346		18.9	0.8	2.3	0.0	0.0	0.0
Manufacturing and reproducing magnetic and optical media.....	33461		18.9	0.8	2.3	0.0	0.0	0.0
Manufacturing and reproducing magnetic and optical media.....	334610		18.9	0.8	2.3	0.0	0.0	0.0
Primary products.....		334610-P	19.4	0.8	2.4	0.0	0.1	0.0
Secondary products and miscellaneous receipts.....		334610-SM						
Electrical equipment and appliance mfg.....	335		12.5	1.1	0.2	0.0	0.7	0.9
Electric lighting equipment mfg.....	3351		6.7	0.2	0.6	0.0	0.0	0.2
Electric lamp bulb & part mfg.....	33511		7.2	0.0	0.0	0.0	0.2	0.0
Electric lamp bulb and part mfg.....	335110		7.2	0.0	0.0	0.0	0.2	0.0
Primary products.....		335110-P	7.3	0.0	0.0	0.0	0.0	0.0
Electric lamp bulb, tubes, and components.....		335110-0	7.3	0.0	0.0	0.0	0.0	0.0
Secondary products and miscellaneous receipts.....		335110-SM						
Miscellaneous receipts.....		335110-M	6.2	0.0	0.0	0.0	0.8	0.0

See footnotes at end of table.

Table 12. Producer price index percentage changes for the net output of selected industries and their products, not seasonally adjusted — Continued
 [December 2022]

Title ¹	Industry code	Product code	Unadjusted 12-month percent change ²	Unadjusted 1-month percent change ²					
				Dec. 2021 to Dec. 2022 ^P	July to Aug.	Aug. to Sept. ^P	Sept. to Oct. ^P	Oct. to Nov. ^P	Nov. to Dec. ^P
Electric lamp bulb and part mfg - Continued									
Lighting fixture mfg.....	33512		6.6	0.2	0.7	0.1	0.0	0.2	
Residential electric lighting fixture mfg.....	335121		4.9	-0.1	0.1	0.0	0.0	0.0	
Primary products.....		335121-P	5.2	-0.2	0.1	0.0	0.0	0.0	
Residential-type electric lighting fixtures (except portable), including parts and accessories.....		335121-1	2.0	-0.3	0.2	0.0	0.0	0.0	
Residential-type portable lighting fixtures, including parts and accessories.....		335121-4	8.8	0.0	0.0	0.0	0.1	0.0	
Secondary products and miscellaneous receipts.....		335121-SM							
Secondary products.....		335121-S	7.9	0.0	0.0	0.1	0.0	0.2	
Nonresidential electric lighting fixture mfg.....	335122		6.9	0.0	1.4	0.1	0.0	0.4	
Primary products.....		335122-P	7.0	0.0	1.6	0.1	0.0	0.4	
Commercial and institutional-type electric lighting fixtures, including parts and accessories.....		335122-1	6.2	0.0	0.2	0.1	0.0	0.5	
Industrial-type electric lighting fixtures, including parts and accessories.....		335122-5	10.1	0.0	6.6	0.0	0.0	0.0	
Secondary products and miscellaneous receipts.....		335122-SM							
Secondary products.....		335122-S	6.1	0.0	0.5	0.0	0.0	0.0	
Other lighting equipment mfg.....	335129		6.8	0.6	0.0	0.0	0.0	0.0	
Primary products.....		335129-P	7.0	0.6	0.0	0.0	0.0	0.0	
Outdoor lighting equipment (including parts and accessories).....		335129-1	7.6	1.0	0.0	0.0	0.0	0.0	
Secondary products and miscellaneous receipts.....		335129-SM							
Secondary products.....		335129-S	6.4	1.0	0.0	0.0	0.0	0.0	
Household appliance mfg.....	3352		8.1	0.3	0.0	-0.2	-1.1	1.4	
Small electrical appliance mfg.....	33521		8.4	0.0	-0.4	0.0	0.1	0.1	
Small electrical appliance mfg.....	335210		8.4	0.0	-0.4	0.0	0.1	0.1	
Primary products.....		335210-P	8.9	0.0	-0.5	0.0	0.1	0.1	
Parts and attachments for small electric household appliances, including fan parts.....		335210-5	3.4	0.0	0.0	0.0	0.0	0.0	
Household vacuum cleaners and other floor care machines (including parts and attachments).....		335210-6	9.1	0.0	-0.4	0.0	0.0	0.0	
Other small electric household appliances, including fans.....		335210-7	9.3	-	-0.6	0.0	0.1	0.1	
Secondary products and miscellaneous receipts.....		335210-SM							
Secondary products.....		335210-S	8.8	0.0	0.0	0.0	3.3	0.1	
Major household appliance mfg.....	33522		8.0	0.3	0.0	-0.2	-1.3	1.6	
Major household appliance mfg.....	335220		8.0	0.3	0.0	-0.2	-1.3	1.6	
Primary products.....		335220-P	7.9	0.3	0.0	-0.2	-1.4	1.7	
Household cooking appliances.....		335220-1	14.6	0.3	-0.1	-0.9	-0.6	2.8	
Electric household ranges, ovens (including microwave), surface cooking units, and equipment.....		335220-11	14.5	0.4	-0.7	-0.3	-0.3	2.1	
Gas household ranges, ovens, surface cooking units, and equipment (incl. parts and accessories).....		335220-13	10.2	-0.1	-1.0	0.8	-3.7	4.0	
Other household ranges and cooking equipment, including outdoor equipment.....		335220-15	22.1	0.2	3.6	-5.3	3.3	3.9	
Household refrigerators and home freezers.....		335220-2	9.2	0.8	0.3	0.1	-1.0	0.6	
Household refrigerators, including combination refrigerator-freezers.....		335220-21	10.7	0.8	0.4	0.0	-1.0	0.5	
Other major household appliances.....		335220-8	3.9	0.2	0.4	-0.2	-2.2	2.2	
Household water heaters, electric, for permanent installation.....		335220-81	0.5	0.0	0.0	0.0	0.0	0.0	
Household water heaters, excluding electric.....		335220-83	0.5	0.0	0.0	0.0	0.0	0.0	
Secondary products and miscellaneous receipts.....		335220-SM							
Miscellaneous receipts.....		335220-M	12.4	2.0	1.0	0.3	0.0	0.0	
Electrical equipment mfg.....	3353		17.7	1.1	0.6	-0.3	0.6	1.7	
Electrical equipment mfg.....	33531		17.7	1.1	0.6	-0.3	0.6	1.7	
Electric power and specialty transformer mfg.....	335311		21.4	0.4	0.1	-2.5	1.6	2.2	
Primary products.....		335311-P	20.5	0.1	0.1	-2.7	1.7	2.4	
Power and distribution transformers, except parts.....		335311-1	-	0.2	0.0	-3.3	2.1	-	
Secondary products and miscellaneous receipts.....		335311-SM							
Motor and generator mfg.....	335312		14.6	0.5	1.9	0.1	0.0	0.1	
Primary products.....		335312-P	13.9	0.4	2.3	0.1	0.0	0.2	
Parts, supplies for motors, generators, generator sets, and other rotating equipment.....		335312-C	18.9	0.0	4.0	1.2	0.0	2.1	
Other motors and generators n.e.c.....		335312-F	12.3	1.0	2.1	0.0	0.0	0.0	
Fractional horsepower motors (rated at less than 746 watts) (except hermetics) ..		335312-1	4.4	0.0	0.7	0.0	0.0	0.0	
Integral horsepower motors & generators other than for land transport equipment (exc hermetics).....		335312-3	20.5	0.0	2.8	0.0	0.0	0.0	
Secondary products and miscellaneous receipts.....		335312-SM							

See footnotes at end of table.

Table 12. Producer price index percentage changes for the net output of selected industries and their products, not seasonally adjusted — Continued
 [December 2022]

Title ¹	Industry code	Product code	Unadjusted 12-month percent change ²	Unadjusted 1-month percent change ²				
				Dec. 2021 to Dec. 2022 ^P	July to Aug.	Aug. to Sept. ^P	Sept. to Oct. ^P	Oct. to Nov. ^P
Motor and generator mfg - Continued								
Miscellaneous receipts.....		335312-M	39.1	0.0	0.1	0.0	0.0	0.0
Secondary products.....		335312-S	8.0	2.0	0.0	0.3	0.0	0.0
Switchgear and switchboard apparatus mfg.....	335313		19.7	3.0	0.3	0.3	0.5	0.7
Primary products.....		335313-P	22.2	3.2	0.3	0.3	0.6	0.8
Switchgear, excluding ducts and relays.....		335313-A	25.9	4.6	0.7	0.5	1.1	0.4
Low voltage panelboards and distribution boards, 1000 volts or less.....		335313-3	25.9	3.2	0.0	0.0	0.0	2.2
Secondary products and miscellaneous receipts.....		335313-SM						
Relay and industrial control mfg.....	335314		16.4	0.2	0.0	0.0	0.6	4.4
Primary products.....		335314-P	18.0	0.1	0.0	0.0	0.0	5.3
Specific-purpose industrial controls.....		335314-C	12.5	0.2	0.0	0.0	0.2	5.0
General-purpose industrial controls.....		335314-F	25.4	0.0	0.0	0.0	0.0	6.7
Relays for electronic circuitry, industrial control overload and switchgear type.....		335314-1	—	0.0	0.0	0.0	0.0	—
Parts for industrial controls and motor-control accessories.....		335314-7	10.3	0.2	0.0	0.0	0.0	2.6
Secondary products and miscellaneous receipts.....		335314-SM						
Miscellaneous receipts.....		335314-M	8.4	0.8	0.0	0.0	4.0	0.0
Other electrical equipment & component mfg.....	3359		11.6	1.5	0.0	0.2	1.5	0.4
Battery mfg.....	33591		10.2	-0.3	0.2	0.2	0.8	0.0
Storage battery mfg.....	335911		9.0	0.1	0.0	0.1	0.3	0.1
Primary products.....		335911-P	9.0	0.0	0.0	0.1	0.3	0.1
Storage batteries, lead acid type, BCI dimensional size group 8D or smaller.....		335911-1	10.8	0.0	0.0	0.1	0.0	0.0
Storage batteries, lead acid type, larger than BCI dimensional size group 8D.....		335911-4	5.4	0.0	0.0	0.0	0.0	0.3
Secondary products and miscellaneous receipts.....		335911-SM						
Secondary products.....		335911-S	22.9	3.8	0.0	0.0	4.6	0.8
Primary battery mfg.....	335912		12.3	-0.8	0.5	0.5	1.5	0.0
Primary products.....		335912-P	12.3	-0.8	0.5	0.5	1.5	0.0
Primary batteries.....		335912-0	12.3	-0.8	0.5	0.5	1.5	0.0
Communication & energy wire & cable mfg.....	33592		13.5	2.2	-0.7	0.3	3.7	1.0
Fiber optic cable mfg.....	335921		16.4	7.9	0.2	0.0	0.0	0.0
Primary products.....		335921-P	17.4	8.4	0.3	0.0	0.0	0.0
Fiber optic cable, made from purchased fiber optic strand.....		335921-0	17.4	8.4	0.3	0.0	0.0	0.0
Secondary products and miscellaneous receipts.....		335921-SM						
Other communication and energy wire mfg.....	335929		13.2	1.5	-0.8	0.4	4.1	1.1
Primary products.....		335929-P	12.9	1.9	-0.9	0.5	4.6	1.2
Electronic wire and cable, made of nonferrous metals (purchased wire).....		335929-A	3.4	1.8	-2.6	3.2	0.3	0.0
Other insulated wire & cable, incl control & signal, made of nonferrous metals (purchased wire).....		335929-F	8.9	-0.6	-2.0	1.0	-0.1	0.8
Power wire and cable, made from nonferrous metals (purchased wire).....		335929-1	21.2	0.7	-0.1	0.7	9.0	3.4
Secondary products and miscellaneous receipts.....		335929-SM						
Wiring device mfg.....	33593		11.9	0.7	0.0	0.1	1.0	0.0
Current-carrying wiring device mfg.....	335931		5.4	0.8	-0.2	0.2	0.8	0.0
Primary products.....		335931-P	5.4	0.8	-0.2	0.2	0.9	0.0
Current-carrying wiring devices n.e.c.....		335931-A	5.7	1.1	0.5	0.9	0.5	0.1
Current-carrying switches for electrical circuitry (including vehicular switches).....		335931-1	2.5	0.3	0.0	0.0	0.8	0.0
Current-carrying wire connectors for electrical circuitry.....		335931-9	9.1	1.2	-1.3	-0.2	1.4	0.0
Secondary products and miscellaneous receipts.....		335931-SM						
Secondary products.....		335931-S	6.2	0.5	0.0	0.0	0.8	0.0
Noncurrent-carrying wiring device mfg.....	335932		17.0	0.6	0.1	0.1	1.1	0.0
Primary products.....		335932-P	16.1	0.7	0.1	0.1	1.3	0.0
Noncurrent-carrying electrical conduit and conduit fittings, incl. plastic conduit & fittings.....		335932-4	11.4	1.4	0.0	0.0	0.2	0.0
Secondary products and miscellaneous receipts.....		335932-SM						
All other electrical equipment & component mfg.....	33599		10.3	2.9	0.5	0.1	0.2	0.5
Carbon and graphite product mfg.....	335991		28.0	13.5	2.3	0.4	0.2	4.5
Primary products.....		335991-P	29.7	14.6	2.4	0.4	0.2	4.8
Carbon and graphite products, including electrodes for electric arc furnaces.....		335991-0	29.7	14.6	2.4	0.4	0.2	4.8
Secondary products and miscellaneous receipts.....		335991-SM						
Miscellaneous receipts.....		335991-M	—	0.0	0.0	0.0	0.0	—
Miscellaneous electrical equipment mfg.....	335999		5.4	0.0	0.0	0.0	0.2	-0.7
Primary products.....		335999-P	5.4	0.0	0.0	0.0	0.2	-0.8

See footnotes at end of table.

Table 12. Producer price index percentage changes for the net output of selected industries and their products, not seasonally adjusted — Continued
 [December 2022]

Title ¹	Industry code	Product code	Unadjusted 12-month percent change ²	Unadjusted 1-month percent change ²				
			Dec. 2021 to Dec. 2022 ^P	July to Aug.	Aug. to Sept. ^P	Sept. to Oct. ^P	Oct. to Nov. ^P	Nov. to Dec. ^P
Miscellaneous electrical equipment mfg - Continued								
Rectifying apparatus.....		335999-3	12.5	2.4	0.0	0.0	1.1	0.0
All miscellaneous electrical equipment except rectifying apparatus.....		335999-4	3.8	-0.6	0.0	0.1	0.0	-1.0
Secondary products and miscellaneous receipts.....		335999-SM						
Secondary products.....		335999-S	—	0.0	0.0	0.0	—	—
Transportation equipment manufacturing.....	336		5.2	0.2	0.2	0.5	0.2	0.3
Motor vehicle manufacturing.....	3361		4.8	0.2	0.0	1.1	0.1	0.4
Automobile and light truck manufacturing.....	33611		5.0	0.2	0.0	1.2	0.1	0.5
Automobile, light truck and utility vehicle mfg.....	336110		5.0	0.2	0.0	1.2	0.1	0.5
Primary products.....		336110-P	4.9	0.1	0.0	1.3	0.1	0.5
Passenger cars and chassis.....		336110-1	2.1	0.1	0.0	0.1	0.0	0.0
Trucks, truck tractors, & bus chassis 14,000 lb or less, incl. minivans & suvs.....		336110-2	7.1	0.1	0.1	2.2	0.2	0.8
Secondary products and miscellaneous receipts.....		336110-SM						
Heavy duty truck manufacturing.....	33612		2.8	0.1	-0.1	0.3	0.2	0.0
Heavy duty truck mfg.....	336120		2.8	0.1	-0.1	0.3	0.2	0.0
Primary products.....		336120-P	2.6	0.1	-0.1	0.1	0.2	0.0
Trucks, truck tractors, and bus chassis (chassis of own manufacture) 14,001 to 33,000 lbs.....		336120-1	4.8	0.6	-0.5	0.9	1.1	0.0
Buses, including military and firefighting vehicles (chassis of own manufacture) ..		336120-3	10.0	0.0	0.0	0.0	0.1	0.0
Secondary products and miscellaneous receipts.....		336120-SM						
Motor vehicle body and trailer manufacturing.....	3362		12.0	0.3	0.5	0.8	-0.1	0.0
Motor vehicle body and trailer manufacturing.....	33621		12.0	0.3	0.5	0.8	-0.1	0.0
Motor vehicle body mfg.....	336211		15.4	0.8	0.4	1.4	0.0	0.1
Primary products.....		336211-P	15.4	0.8	0.4	1.6	0.0	0.1
Other truck and vehicle bodies, sold separately.....		336211-5	13.1	0.5	-0.4	3.6	-0.2	0.0
Dump truck bodies, for sale separately.....		336211-5A	3.8	0.0	-3.2	0.0	-1.2	0.0
All other truck and vehicle bodies, sold separately.....		336211-5B	15.2	0.4	0.0	3.9	0.0	0.0
Buses and firefighting vehicles, complete, produced on purchased chassis.....		336211-7	2.3	0.0	0.0	0.0	0.4	0.4
Other trucks and vehicles, complete, produced on purchased chassis.....		336211-9	20.3	1.9	1.6	3.0	0.1	0.1
Other trucks and vehicles, complete, produced on purchased chassis, except upfitting trucks.....		336211-91	20.7	2.2	2.0	3.8	0.1	0.1
Upfitting trucks, complete, produced on purchased chassis.....		336211-99	—	0.6	—	—	—	—
Secondary products and miscellaneous receipts.....		336211-SM						
Secondary products.....		336211-S	10.7	2.7	0.0	0.0	0.2	0.3
Truck trailer mfg.....	336212		17.0	0.0	0.2	0.5	0.0	0.1
Primary products.....		336212-P	17.0	0.1	0.2	0.5	0.0	0.1
Truck trailers and chassis, axle rating 10,000 lbs or more.....		336212-1	16.3	0.1	0.2	0.1	0.0	0.1
Truck trailers and chassis, axle rating less than 10,000 lbs.....		336212-3	21.5	0.0	0.0	3.0	0.0	0.0
Secondary products and miscellaneous receipts.....		336212-SM						
Secondary products.....		336212-S1	31.6	2.1	0.0	2.1	3.7	0.0
Motor home mfg.....	336213		2.0	0.1	0.0	0.0	0.0	0.2
Primary products.....		336213-P	1.7	0.1	0.0	0.0	0.0	0.0
Motor homes built on purchased chassis.....		336213-0	1.7	0.1	0.0	0.0	0.0	0.0
Secondary products and miscellaneous receipts.....		336213-SM1						
Travel trailer and camper mfg.....	336214		6.9	0.1	0.9	0.6	-0.4	-0.1
Primary products.....		336214-P	6.7	0.1	1.0	0.5	-0.4	-0.1
Travel trailers.....		336214-1	8.2	0.2	1.1	0.8	0.1	0.0
Conventional travel trailers.....		336214-19	9.8	0.7	1.7	1.2	0.1	0.0
Automobile and light truck trailers.....		336214-3	4.0	0.0	0.3	0.0	-2.1	-0.6
Camping trailers, campers, pick-up covers, and parts.....		336214-5	4.8	0.1	1.5	0.0	0.1	0.0
Other parts and components, excluding appliances and furnishings.....		336214-53	5.8	0.0	2.1	0.0	0.0	0.0
Truck campers, caps, box covers, and fold-down camping trailers.....		336214-56	3.1	—	—	—	0.1	0.0
Secondary products and miscellaneous receipts.....		336214-SM						
Secondary products.....		336214-S	10.6	0.0	2.6	4.5	0.0	0.0
Motor vehicle parts manufacturing.....	3363		3.7	0.4	0.2	0.0	0.1	0.0
Motor vehicle gasoline engine and parts mfg.....	33631		3.8	-0.1	-0.2	0.4	0.9	0.0
Motor vehicle gasoline engine and engine parts mfg.....	336310		3.8	-0.1	-0.2	0.4	0.9	0.0
Primary products.....		336310-P	3.2	-0.1	-0.3	0.2	0.8	0.0
Gasoline engines and engine parts (excluding carburetors).....		336310-2	3.2	-0.2	-0.3	0.2	0.9	0.0
Carburetors, pistons, piston rings, and valves.....		336310-3	3.3	0.0	0.0	-0.2	-0.3	0.0

See footnotes at end of table.

Table 12. Producer price index percentage changes for the net output of selected industries and their products, not seasonally adjusted — Continued
 [December 2022]

Title ¹	Industry code	Product code	Unadjusted 12-month percent change ²	Unadjusted 1-month percent change ²					
				Dec. 2021 to Dec. 2022 ^P	July to Aug.	Aug. to Sept. ^P	Sept. to Oct. ^P	Oct. to Nov. ^P	Nov. to Dec. ^P
Motor vehicle gasoline engine and engine parts mfg - Continued									
Secondary products and miscellaneous receipts.....		336310-SM							
Miscellaneous receipts.....		336310-M1	12.8	1.0	0.0	1.0	6.2	0.0	
Secondary products.....		336310-S	5.6	0.0	0.4	1.8	-0.1	0.1	
Motor vehicle electric equipment.....	33632		3.5	0.6	1.7	-0.1	0.0	0.0	
Motor vehicle electrical and electronic equipment mfg.....	336320		3.5	0.6	1.7	-0.1	0.0	0.0	
Primary products.....		336320-P	3.4	0.4	2.0	-0.1	0.0	0.0	
Vehicular lighting equipment.....		336320-1	2.4	0.9	0.0	0.3	0.1	0.0	
Other motor vehicle electrical and electronic equipment.....		336320-2	3.6	0.3	2.4	-0.2	0.0	0.0	
Battery charging alternators, generators, and regulators.....		336320-23	-0.2	-0.1	-0.5	-0.6	0.1	0.0	
Parts for engine electrical and electronic equipment.....		336320-2A	2.3	0.0	2.4	-0.4	0.0	0.0	
All other miscellaneous non-engine electrical and electronic equipment.....		336320-2D	1.4	0.5	2.9	-0.1	0.0	0.0	
All other miscellaneous complete engine electrical equipment, including spark plugs.....		336320-2U	7.1	0.9	2.2	-0.5	0.2	0.0	
Secondary products and miscellaneous receipts.....		336320-SM							
Miscellaneous receipts.....		336320-M	-1.2	-0.3	-0.3	-0.8	-0.3	0.0	
Secondary products.....		336320-S	9.0	3.1	0.1	0.0	0.4	0.0	
Motor vehicle steering and suspension parts.....	33633		0.6	-1.1	0.2	0.3	-0.1	0.2	
Motor vehicle steering and suspension components (except spring) manufacturing.....	336330		0.6	-1.1	0.2	0.3	-0.1	0.2	
Primary products.....		336330-P	-0.2	-1.1	0.3	0.6	0.0	0.3	
Motor vehicle steering and suspension components (excluding spring), new and rebuilt.....		336330-0	-0.2	-1.1	0.3	0.6	0.0	0.3	
Secondary and miscellaneous receipts.....		336330-SM							
Motor vehicle brake system manufacturing.....	33634		9.3	-0.3	0.1	-1.0	-0.3	0.0	
Motor vehicle brake system mfg.....	336340		9.3	-0.3	0.1	-1.0	-0.3	0.0	
Primary products.....		336340-P	9.8	-0.3	0.1	-1.4	-0.3	0.0	
Motor vehicle brake parts and assemblies, new.....		336340-1	10.5	-0.3	0.1	-1.5	-0.3	0.0	
Motor vehicle drum brake assemblies and parts, new.....		336340-1E	18.1	-1.2	0.0	4.2	0.0	0.0	
Motor vehicle disc brake assemblies and parts, new.....		336340-1F	0.8	0.0	0.0	-8.0	0.0	0.0	
Other motor vehicle brake parts and assemblies, new.....		336340-1G	16.3	-0.2	0.3	1.7	-0.7	0.0	
Secondary products and miscellaneous receipts.....		336340-SM							
Motor vehicle power train components mfg.....	33635		4.4	1.9	0.0	0.2	-0.2	0.0	
Motor vehicle transmission and power train parts manufacturing.....	336350		4.4	1.9	0.0	0.2	-0.2	0.0	
Primary products.....		336350-P	4.2	2.0	0.0	0.1	-0.3	0.0	
Motor vehicle drive train components, excluding wheels and brakes, new.....		336350-2	4.2	2.0	0.0	0.1	-0.3	0.0	
Motor vehicle transmissions (except auxiliary and parts), new.....		336350-20	2.6	0.0	0.0	0.2	0.0	0.0	
Parts for manual and automatic transmissions, new.....		336350-23	15.4	15.8	0.0	-0.1	-0.5	0.0	
Other motor vehicle drive train components, except wheels and brakes, new.....		336350-25	0.0	0.2	-0.1	-0.3	-0.9	0.0	
Motor vehicle drive train components, rebuilt.....		336350-3	9.2	0.0	0.0	2.3	0.0	0.0	
Secondary products and miscellaneous receipts.....		336350-SM							
Secondary products.....		336350-S	0.9	0.1	1.0	-0.6	0.1	-0.1	
Motor vehicle seating and interior trim mfg.....	33636		3.3	0.3	0.5	0.9	-0.4	0.2	
Motor vehicle seating and interior trim mfg.....	336360		3.3	0.3	0.5	0.9	-0.4	0.2	
Primary products.....		336360-P	2.6	0.2	0.4	0.9	-0.9	0.2	
Automobile trimmings.....		336360-1	3.8	0.0	0.0	3.3	0.0	0.0	
Seats for public conveyance and aircraft.....		336360-3	2.8	0.3	0.7	0.0	-0.7	0.4	
Metal motor vehicle seat frames.....		336360-7	-	0.0	0.1	0.0	-	-	
Secondary products and miscellaneous receipts.....		336360-SM							
Secondary products.....		336360-S	14.7	2.2	1.9	-2.3	2.9	-0.1	
Motor vehicle metal stamping.....	33637		3.8	-1.1	-0.3	0.2	-0.1	-0.3	
Motor vehicle metal stamping.....	336370		3.8	-1.1	-0.3	0.2	-0.1	-0.3	
Primary products.....		336370-P	5.4	-0.4	-0.1	0.3	0.0	0.0	
Automotive job stampings (truck, bus, and passenger car).....		336370-0	5.4	-0.4	-0.1	0.3	0.0	0.0	
Secondary products and miscellaneous receipts.....		336370-SM							
Secondary products.....		336370-S	5.3	-0.4	0.1	0.8	0.0	-2.2	
Other motor vehicle parts manufacturing.....	33639		3.3	0.8	0.0	-0.7	0.1	0.0	
Other motor vehicle parts mfg.....	336390		3.3	0.8	0.0	-0.7	0.1	0.0	
Primary products.....		336390-P	3.2	0.8	0.0	-0.6	-0.1	0.0	
Filters, new, internal combustion engines and motor vehicles.....		336390-A	16.2	0.0	0.0	0.0	1.0	0.0	
Motor vehicle air-conditioning systems and compressors.....		336390-B	-0.3	-2.1	0.0	-0.8	0.0	0.0	
All other motor vehicle parts and accessories, including trailer hitches.....		336390-8	2.2	1.0	0.0	0.0	-0.1	0.0	

See footnotes at end of table.

Table 12. Producer price index percentage changes for the net output of selected industries and their products, not seasonally adjusted — Continued
 [December 2022]

Title ¹	Industry code	Product code	Unadjusted 12-month percent change ²	Unadjusted 1-month percent change ²					
				Dec. 2021 to Dec. 2022 ^P	July to Aug.	Aug. to Sept. ^P	Sept. to Oct. ^P	Oct. to Nov. ^P	Nov. to Dec. ^P
Other motor vehicle parts mfg - Continued									
Secondary products and miscellaneous receipts.....		336390-SM							
Miscellaneous receipts.....		336390-M	3.5	2.8	0.0	-2.4	1.9	0.0	
Secondary products.....		336390-S	3.5	-1.0	0.6	0.2	0.9	0.1	
Aerospace product and parts manufacturing.....	3364		4.7	0.2	0.2	0.2	0.2	0.4	
Aerospace product and parts manufacturing.....	33641		4.7	0.2	0.2	0.2	0.2	0.4	
Aircraft mfg.....	336411		4.8	0.2	0.0	0.2	0.3	0.5	
Primary products.....		336411-P	5.0	0.2	0.0	0.3	0.2	0.5	
Civilian aircraft.....		336411-3	6.4	0.4	0.4	0.4	0.3	0.6	
Military aircraft.....		336411-4	2.8	0.0	-0.7	0.0	0.0	0.0	
Modification, conversion, and overhaul of previously accepted aircraft.....		336411-5	2.7	0.0	0.0	0.0	0.3	2.1	
Secondary products and miscellaneous receipts.....		336411-SM							
Aircraft engine and engine parts mfg.....	336412		6.2	0.4	0.3	0.0	0.0	0.2	
Primary products.....		336412-P	4.4	0.6	0.3	0.0	0.0	0.4	
Aeronautical services on aircraft engines.....		336412-5	10.1	2.7	0.6	0.0	0.0	0.0	
Aircraft engine parts and accessories.....		336412-7	2.9	0.0	0.3	0.0	0.1	0.8	
Parts and accessories for military aircraft engines.....		336412-75	1.5	0.0	0.3	0.3	0.0	0.0	
Parts and accessories for civilian aircraft engines.....		336412-77	3.3	0.0	0.3	0.0	0.1	1.0	
Secondary products and miscellaneous receipts.....		336412-SM							
Secondary products.....		336412-S	6.2	0.0	0.1	0.1	0.0	0.0	
Other aircraft parts and equipment mfg.....	336413		2.2	0.0	1.3	0.0	0.0	0.1	
Primary products.....		336413-P	2.1	0.0	1.4	0.0	0.1	0.0	
Aircraft propellers and helicopter rotors.....		336413-1	5.7	0.2	4.4	0.0	0.1	0.2	
Aircraft parts and auxiliary equipment.....		336413-7	1.7	0.0	1.1	0.0	0.1	0.0	
Aircraft landing gear for civilian and military aircraft.....		336413-72	5.3	0.0	0.5	0.0	0.0	0.0	
Other aircraft subassemblies and parts for military aircraft.....		336413-73	0.3	0.0	0.0	0.0	0.0	0.1	
Other aircraft subassemblies and parts for civilian aircraft.....		336413-74	3.2	0.0	2.5	0.0	0.2	0.0	
Secondary products and miscellaneous receipts.....		336413-SM							
Secondary products.....		336413-S	1.5	-0.6	0.8	0.6	-0.3	0.4	
Railroad rolling stock manufacturing.....	3365		16.3	0.3	0.2	0.0	0.5	0.3	
Railroad rolling stock manufacturing.....	33651		16.3	0.3	0.2	0.0	0.5	0.3	
Railroad rolling stock mfg.....	336510		16.3	0.3	0.2	0.0	0.5	0.3	
Primary products.....		336510-P	17.4	0.4	0.3	0.1	0.8	0.3	
Street, subway, trolley, and rapid transit cars, and railway maintenance equipment and parts.....		336510-5	6.1	1.5	1.3	0.2	0.8	0.3	
Railway maintenance of way equipment & parts, parts for all railcars, & other railway vehicles.....		336510-54	6.7	1.7	1.4	0.2	0.8	0.3	
Air brake and other brake equipment.....		336510-541	0.6	0.0	0.0	0.0	0.0	0.0	
Railway maintenance of way & all other railroad and streetcar equipment, parts and accessories.....		336510-542	-	2.0	1.6	-	-	-	
Secondary products and miscellaneous receipts.....		336510-SM							
Miscellaneous receipts.....		336510-M	3.3	0.0	0.0	0.0	-1.8	0.0	
Secondary products.....		336510-S1	-	0.0	0.0	0.0	0.0	-	
Ship and boat building.....	3366		6.9	0.7	0.2	0.1	0.8	0.5	
Ship and boat building.....	33661		6.9	0.7	0.2	0.1	0.8	0.5	
Ship building and repairing.....	336611		5.5	0.3	0.0	0.0	1.1	0.5	
Primary products.....		336611-P	3.7	0.3	0.0	0.0	0.0	0.6	
Ship repair, nonmilitary.....		336611-A	21.2	3.1	2.7	0.0	0.1	2.9	
Military self-propelled ships, new construction.....		336611-5	-0.1	0.0	-0.6	0.0	0.0	0.1	
Ship repair, military.....		336611-8	2.3	0.2	0.0	0.0	0.0	0.4	
Nonmilitary self-propelled ships, new construction.....		336611-9	5.3	0.0	0.5	0.0	0.0	-0.7	
Secondary products and miscellaneous receipts.....		336611-SM2							
Boat building.....	336612		11.1	1.8	0.8	0.4	0.3	0.3	
Primary products.....		336612-P	10.7	1.8	0.4	0.4	0.3	0.3	
Outboard motorboats, including commercial and military (except sailboats and lifeboats).....		336612-1	13.7	2.7	0.7	0.4	0.1	0.4	
Outboard motorboats, wood or metal, incl. comm. and military (exc. sailboats and lifeboats).....		336612-11	15.0	4.5	1.1	0.2	0.2	0.2	
Outboard motorboats, plastics/fiberglass, incl. comm. and mil. (exc. sailboats and lifeboats).....		336612-14	12.5	1.1	0.2	0.7	0.0	0.5	
Inboard motorboats, including commercial and military (except sailboats and lifeboats).....		336612-3	11.3	1.1	0.0	0.8	1.0	0.7	

See footnotes at end of table.

Table 12. Producer price index percentage changes for the net output of selected industries and their products, not seasonally adjusted — Continued
 [December 2022]

Title ¹	Industry code	Product code	Unadjusted 12-month percent change ²	Unadjusted 1-month percent change ²				
				Dec. 2021 to Dec. 2022 ^P	July to Aug.	Aug. to Sept. ^P	Sept. to Oct. ^P	Oct. to Nov. ^P
Boat building - Continued								
Inboard cabin cruisers, including commercial and military (except sailboats and lifeboats).....		336612-31	9.2	1.7	0.0	0.0	1.0	1.5
Other inboard motorboats, including commercial and military (except sailboats and lifeboats).....		336612-32	13.2	0.5	0.0	1.5	1.1	0.0
Inboard-outdrive boats, including commercial and military (except sailboats and lifeboats).....		336612-5	4.1	0.0	0.0	0.0	0.0	0.0
All other inboard-outdrive boats, incl. comm. and military (except sailboats and lifeboats).....		336612-52	2.9	0.0	0.0	0.0	0.0	0.0
All other boats (excluding military and commercial).....		336612-8	5.1	2.4	0.0	0.0	0.0	0.0
Secondary products and miscellaneous receipts.....		336612-SM						
Miscellaneous receipts.....		336612-M	16.0	1.8	6.2	0.0	0.0	0.0
Other transportation equipment manufacturing.....	3369		4.4	-0.2	0.7	0.1	0.1	0.2
Other transportation equipment manufacturing.....	33699		4.4	-0.2	0.7	0.1	0.1	0.2
Motorcycle, bicycle, and parts mfg.....	336991		3.3	0.0	1.7	0.0	0.1	0.4
Primary products.....		336991-P	3.4	0.0	1.8	0.0	0.1	0.4
Motorcycles, including three-wheel motorbikes, motorscooters, mopeds, and parts.....		336991-3	2.8	0.0	2.0	0.0	0.0	0.4
Bicycles, including parts (excluding children's 2-wheel sidewalk cycles).....		336991-4	6.7	0.1	0.0	0.0	1.0	0.4
Cycles, all types, tubular construction.....		336991-42	4.0	0.2	0.0	0.0	1.5	0.1
Parts for bicycles, unicycles, and adult tricycles.....		336991-45	9.1	0.0	0.0	0.0	0.6	0.7
Secondary products and miscellaneous receipts.....		336991-SM						
Secondary products.....		336991-S	-	0.0	0.0	0.0	-	-
All other transportation equipment mfg.....	336999		5.2	-0.3	-0.1	0.2	0.1	0.0
Primary products.....		336999-P	5.3	-0.3	-0.1	0.2	0.0	0.0
All-terrain vehicles and parts.....		336999-4	5.8	-0.4	0.0	0.1	0.0	-0.1
All other miscellaneous transportation equipment.....		336999-6	7.1	-0.1	-0.6	0.6	0.0	0.2
Secondary products and miscellaneous receipts.....		336999-SM						
Secondary products.....		336999-S	9.7	0.0	0.0	0.0	2.4	0.8
Furniture & related product mfg.....	337		11.2	0.7	0.5	0.0	1.0	0.6
HH & institutional furniture & kitchen cabinet mfg.....	3371		10.3	0.5	0.1	-0.3	0.8	0.9
Wood kitchen cabinet & countertop mfg.....	33711		10.5	0.7	0.0	0.0	0.0	1.7
Wood kitchen cabinet and countertop mfg.....	337110		10.5	0.7	0.0	0.0	0.0	1.7
Primary products.....		337110-P	10.6	0.8	0.0	0.0	0.0	1.7
Custom wood kitchen cabinets, bathroom vanities, and related cabinet sold directly to customers.....		337110-H	14.2	0.0	0.0	0.0	0.0	0.8
Stock wood kitchen cabinets and related cabinetwork for permanent installation. ...		337110-1	2.3	0.0	0.0	0.0	0.0	0.0
Custom wood kitchen cabinets and related cabinetwork not sold direct to customer at retail.....		337110-4	-	0.0	0.0	0.0	0.0	-
Secondary products and miscellaneous receipts.....		337110-SM						
Household & institutional furniture mfg.....	33712		10.2	0.5	0.2	-0.5	1.1	0.5
Upholstered household furniture mfg.....	337121		9.8	0.2	0.0	-0.1	0.6	0.5
Primary products.....		337121-P	11.3	0.2	0.0	-0.1	0.7	0.6
Upholstered household furniture, excl. dual-purpose sleep furniture.....		337121-1	11.1	0.2	0.0	-0.1	0.7	0.6
Upholstered household sofas, davenports, settees, and loveseats, except custom.....		337121-11	12.1	0.2	0.0	-0.1	1.0	0.7
Upholstered household sectional sofa pieces, except custom.....		337121-12	9.0	0.2	0.0	-0.1	0.0	0.2
Upholstered household rocking chairs, including swivel rockers, except custom.....		337121-13	14.7	0.0	0.0	0.0	0.7	2.8
Other upholstered household furniture, including custom sold at retail.....		337121-15	5.8	0.5	0.1	0.0	0.5	0.4
Dual-purpose sleep furniture incl. futon, conv. sofa, jackknife & chair beds, except custom.....		337121-4	15.0	0.0	0.0	0.0	0.8	0.1
Secondary products and miscellaneous receipts.....		337121-SM						
Miscellaneous receipts.....		337121-M	-	0.0	0.0	-	-	-
Nonupholstered wood household furniture mfg.....	337122		3.9	0.1	0.2	-2.0	0.0	0.0
Primary products.....		337122-P	5.0	0.0	0.3	-1.1	0.0	0.0
Infants' and children's wood furniture, except custom.....		337122-A	8.4	0.0	0.0	0.1	0.0	0.0
Custom nonupholstered wood household furniture sold direct, excl. kitchen cabinets and vanities.....		337122-J	-1.4	0.0	0.0	-6.2	0.0	0.0
Wood household den, family room, library, and living room furniture, except custom.....		337122-1	4.7	0.0	0.5	-1.2	0.0	0.0
Wood dining room and kitchen furniture, excl. cabinets, except custom.....		337122-4	5.2	0.0	0.0	-1.5	0.0	0.0
Wood bedroom furniture, except custom.....		337122-8	5.5	0.0	0.3	-0.3	0.0	0.0
Secondary products and miscellaneous receipts.....		337122-SM						
Secondary products.....		337122-S	-1.9	0.9	0.0	-6.8	0.1	0.1

See footnotes at end of table.

Table 12. Producer price index percentage changes for the net output of selected industries and their products, not seasonally adjusted — Continued
 [December 2022]

Title ¹	Industry code	Product code	Unadjusted 12-month percent change ²	Unadjusted 1-month percent change ²				
				Dec. 2021 to Dec. 2022 ^P	July to Aug.	Aug. to Sept. ^P	Sept. to Oct. ^P	Oct. to Nov. ^P
Nonupholstered wood household furniture mfg - Continued								
Metal household furniture mfg.....	337124		14.5	2.3	1.2	-1.1	4.5	2.1
Primary products.....		337124-P	10.2	2.7	0.4	-1.3	1.0	2.5
Metal dining room, and kitchen furniture, incl. padded and plain chairs and stools.....		337124-1	7.2	1.1	-1.1	-6.0	-1.6	8.8
Metal outdoor and casual furniture, incl. beach, lawn, garden and porch.....		337124-6	20.6	2.2	2.3	1.7	4.7	0.0
Other nonupholstered metal household furniture.....		337124-8	4.8	4.5	0.0	0.0	0.0	0.0
Secondary products and miscellaneous receipts.....		337124-SM						
Secondary products.....		337124-S	10.1	0.1	1.9	-0.4	-0.2	1.1
Household furniture, except wood or metal, mfg.....	337125		-	0.1	0.1	0.0	-	-
Primary products.....		337125-P	-	0.0	0.0	0.0	-	-
Nonupholstered household furniture (except wood and metal).....		337125-0	-	0.0	0.0	0.0	-	-
Institutional furniture mfg.....	337127		15.4	0.6	0.1	0.1	1.8	0.3
Primary products.....		337127-P	16.1	0.7	0.0	0.0	1.9	0.3
Other institutional furniture.....		337127-B	13.3	0.3	-0.3	0.0	4.4	0.6
School furniture (except stone and concrete), excl. library furniture.....		337127-1	25.8	1.7	0.4	-0.6	1.0	0.0
Public building and related furniture, excl. bar, bowling, cafeteria, restaurant and school.....		337127-5	12.8	0.5	0.2	0.5	0.9	0.3
Public furniture (bar, bowling center, cafeteria, and restaurant).....		337127-8	17.1	0.3	0.0	0.0	0.7	0.0
Secondary products and miscellaneous receipts.....		337127-SM						
Miscellaneous receipts.....		337127-M	12.0	0.0	0.0	1.9	1.9	0.0
Secondary products.....		337127-S	8.2	-0.3	0.4	-0.2	-0.1	0.6
Office furniture (including fixtures) mfg.....	3372		13.0	1.0	1.0	0.5	1.5	0.3
Office furniture (including fixtures) mfg.....	33721		13.0	1.0	1.0	0.5	1.5	0.3
Wood office furniture mfg.....	337211		15.3	1.1	0.0	0.0	0.2	-0.1
Primary products.....		337211-P	12.1	1.3	0.0	0.0	0.0	0.0
Wood office furniture panel systems, desking systems, and other wood office furniture.....		337211-A	5.9	1.8	0.0	0.0	0.0	0.0
Wood office seating, including upholstered.....		337211-1	14.0	0.0	0.0	0.0	0.1	0.0
Wood office desks and desk extensions.....		337211-4	18.2	2.3	0.0	0.0	0.0	-0.1
Wood office files, storage units, and tables.....		337211-7	7.6	1.7	0.0	0.0	0.0	0.0
Secondary products and miscellaneous receipts.....		337211-SM						
Secondary products.....		337211-S	37.9	0.0	0.0	0.0	1.2	-0.3
Custom architectural woodwork and millwork.....	337212		9.9	1.7	0.3	1.0	0.0	0.0
Primary products.....		337212-P	10.5	1.9	0.3	1.2	0.0	0.0
Custom architectural woodwork, millwork, and fixtures.....		337212-0	10.5	1.9	0.3	1.2	0.0	0.0
Secondary products and miscellaneous receipts.....		337212-SM						
Office furniture, except wood, mfg.....	337214		20.3	0.2	1.3	0.6	4.4	1.1
Primary products.....		337214-P	21.1	0.0	1.5	0.7	4.5	1.2
Office seating, including upholstered, except wood.....		337214-1	14.0	-5.4	8.4	3.4	-1.3	4.8
Office files, storage units, and tables, except wood.....		337214-7	11.4	2.1	-1.9	1.2	0.6	1.0
Secondary products and miscellaneous receipts.....		337214-SM						
Showcases, partitions, shelving, and lockers mfg.....	337215		6.4	1.3	1.4	0.0	-0.2	-0.1
Primary products.....		337215-P	4.5	1.3	1.4	-0.2	-0.5	-0.5
Storage racks and accessories, except wood.....		337215-E	-16.4	-5.2	0.0	0.0	0.0	-9.0
Fixtures (bank, office, and store), except wood.....		337215-G	14.9	4.8	0.7	1.5	0.4	6.0
Wood furniture dimensions and nonwood furniture parts and frames.....		337215-L	20.1	3.5	0.0	-0.9	-0.7	4.2
Secondary products and miscellaneous receipts.....		337215-SM						
Other furniture related product mfg.....	3379		9.0	0.9	1.1	-0.1	0.2	0.1
Mattress mfg.....	33791		4.3	1.1	0.2	-0.1	-1.6	0.1
Mattress mfg.....	337910		4.3	1.1	0.2	-0.1	-1.6	0.1
Primary products.....		337910-P	4.4	1.1	0.2	-0.1	-1.7	0.1
Mattress and foundation sets.....		337910-E	0.5	0.3	0.0	0.0	-3.8	0.0
Innerspring mattresses, excluding crib-size.....		337910-1	6.9	1.3	0.7	0.0	-0.6	0.0
Other mattresses, including crib, foam, waterbed mattresses and mattress inserts.....		337910-4	8.0	1.4	0.0	0.0	0.0	0.4
Foundations, excl. innerspring units, hybrid-type flotation, ensembles, and adjustable units.....		337910-7	5.7	2.6	0.0	-0.7	-0.2	0.0
Secondary products and miscellaneous receipts.....		337910-SM						
Blind & shade mfg.....	33792		30.9	0.1	4.8	0.0	7.7	0.0
Blind and shade mfg.....	337920		31.0	0.1	4.8	0.0	7.7	0.0
Primary products.....		337920-P	36.7	0.0	5.1	0.0	10.0	0.0

See footnotes at end of table.

Table 12. Producer price index percentage changes for the net output of selected industries and their products, not seasonally adjusted — Continued
 [December 2022]

Title ¹	Industry code	Product code	Unadjusted 12-month percent change ²	Unadjusted 1-month percent change ²					
				Dec. 2021 to Dec. 2022 ^P	July to Aug.	Aug. to Sept. ^P	Sept. to Oct. ^P	Oct. to Nov. ^P	Nov. to Dec. ^P
Blind and shade mfg - Continued									
Secondary products and miscellaneous receipts.....		337920-SM							
Miscellaneous mfg.	339		7.0	0.5	0.1	0.4	0.2	0.3	
Medical equipment & supplies mfg.	3391		4.7	0.2	0.2	0.5	0.1	0.2	
Medical equipment & supplies mfg.	33911		4.7	0.2	0.2	0.5	0.1	0.2	
Surgical and medical instrument mfg.	339112		3.0	0.0	0.7	0.3	0.0	0.0	
Primary products.....		339112-P	3.1	0.0	0.7	0.3	0.0	0.0	
Surgical and medical instruments.....		339112-0	3.1	0.0	0.7	0.3	0.0	0.0	
Surgical and orthopedic instruments.....		339112-01	3.9	-0.2	0.0	0.0	0.0	0.0	
Surgical and medical catheters.....		339112-05	1.0	0.0	0.0	0.0	0.0	0.0	
Other surgical and medical apparatus and instruments, excluding parts.....		339112-06	3.4	0.3	1.3	-0.3	-0.4	0.0	
Parts for surgical and medical apparatus and instruments.....		339112-09	2.2	0.0	0.4	1.7	0.0	0.0	
Secondary products and miscellaneous receipts.....		339112-SM							
Secondary products.....		339112-S	-	-	-	0.0	0.0	0.0	
Surgical appliance and supplies mfg.	339113		5.5	0.2	0.0	0.7	0.3	0.1	
Primary products.....		339113-P	5.5	0.1	0.0	0.9	0.3	0.1	
Medical and surgical appliances and supplies, incl. orthopedic, prosthetic, and therapeutic.....		339113-2	4.3	0.2	0.0	0.3	0.2	0.1	
Other orthopedic and prosthetic appliances.....		339113-22	-0.1	0.0	0.0	0.0	0.0	0.0	
Other medical and surgical appliances and supplies.....		339113-27	5.4	0.2	0.0	0.4	0.3	0.1	
Hospital beds and specialized hospital furniture.....		339113-4	6.5	0.0	0.0	0.0	2.8	0.0	
Personal industrial and nonindustrial safety equipment and clothing.....		339113-6	11.4	0.0	0.0	3.9	0.0	0.0	
Secondary products and miscellaneous receipts.....		339113-SM							
Miscellaneous receipts.....		339113-M	6.6	0.2	0.0	0.1	0.2	0.0	
Secondary products.....		339113-S	2.9	0.7	0.0	0.0	0.0	0.1	
Dental equipment and supplies mfg.	339114		9.8	1.5	-1.2	0.3	-0.9	1.8	
Primary products.....		339114-P	10.6	1.6	-1.3	0.4	-1.1	1.9	
Dental professional equipment and supplies.....		339114-1	6.1	0.0	0.0	0.0	0.0	1.9	
Professional dental equipment.....		339114-11	11.4	0.0	0.0	0.0	0.0	4.2	
Professional dental supplies.....		339114-12	2.0	0.0	0.0	0.0	0.0	0.0	
Secondary products and miscellaneous receipts.....		339114-SM							
Miscellaneous receipts.....		339114-M	3.8	0.0	0.0	0.0	0.0	1.1	
Ophthalmic goods mfg.	339115		5.2	0.3	0.0	0.0	0.0	0.6	
Primary products.....		339115-P	5.5	0.3	0.0	0.0	0.0	0.7	
Ophthalmic fronts, temples, and focal and contact lenses.....		339115-9	-	0.5	-	-	-	-	
Secondary products and miscellaneous receipts.....		339115-SM							
Other miscellaneous mfg.	3399		10.1	0.9	0.0	0.3	0.4	0.3	
Jewelry & silverware mfg.	33991		8.5	1.0	-0.9	-0.3	2.3	0.7	
Jewelry and silverware mfg.	339910		8.5	1.0	-0.9	-0.3	2.3	0.7	
Primary products.....		339910-P	9.4	1.1	-1.0	-0.3	2.6	0.8	
Jewelry, gold and platinum.....		339910-1	11.8	1.7	-1.5	-0.5	3.7	0.7	
Costume jewelry and novelties.....		339910-4	5.7	0.0	0.0	0.0	0.0	0.0	
All other jewelry and personal goods (excluding costume).....		339910-8	8.3	0.6	-0.4	-0.2	2.3	0.9	
Secondary products and miscellaneous receipts.....		339910-SM							
Miscellaneous receipts.....		339910-M	-	0.1	-0.2	-0.1	-	-	
Sporting & athletic goods mfg.	33992		5.2	0.0	-0.5	0.1	0.0	0.0	
Sporting and athletic goods mfg.	339920		5.2	0.0	-0.5	0.1	0.0	0.0	
Primary products.....		339920-P	6.3	0.0	-0.6	0.1	0.0	0.0	
Other sporting and athletic goods.....		339920-A	7.9	0.0	0.0	0.0	0.0	0.0	
Golf equipment, excluding apparel and shoes.....		339920-4	1.6	-0.1	-2.1	0.0	0.0	0.0	
Playground equipment.....		339920-5	8.8	0.0	0.0	1.3	0.0	0.0	
Gymnasium and exercise equipment.....		339920-7	11.2	0.0	0.0	0.0	0.0	0.0	
Secondary products and miscellaneous receipts.....		339920-SM							
Secondary products.....		339920-S	13.9	0.0	0.0	2.1	0.0	-3.3	
Doll, toy & game mfg.	33993		8.2	3.2	0.0	1.4	0.0	0.0	
Doll, toy, and game mfg.	339930		8.2	3.2	0.0	1.4	0.0	0.0	
Primary products.....		339930-P	6.6	0.0	0.0	1.9	0.0	0.0	
Models (operating & static), craft kits/supply, natural science kits, & collectors' miniatures.....		339930-6	6.4	0.0	0.0	0.3	0.0	0.0	
Other nonelectronic toys, including parts.....		339930-8	11.7	0.0	0.0	4.2	0.0	0.0	
Secondary products and miscellaneous receipts.....		339930-SM							

See footnotes at end of table.

Table 12. Producer price index percentage changes for the net output of selected industries and their products, not seasonally adjusted — Continued
 [December 2022]

Title ¹	Industry code	Product code	Unadjusted 12-month percent change ²	Unadjusted 1-month percent change ²				
			Dec. 2021 to Dec. 2022 ^P	July to Aug.	Aug. to Sept. ^P	Sept. to Oct. ^P	Oct. to Nov. ^P	Nov. to Dec. ^P
Doll, toy, and game mfg - Continued								
Office supplies (exc paper) mfg.....	33994		5.6	0.3	0.1	0.2	0.1	0.0
Office supplies, except paper, mfg.....	339940		5.6	0.3	0.1	0.2	0.1	0.0
Primary products.....		339940-P	5.8	0.3	0.1	0.2	0.1	0.0
Pens, mechanical pencils, markers, and associated parts.....		339940-1	—	0.0	0.0	0.0	—	—
Lead pencils, art goods, office supplies & small office equipment, excluding paper.....		339940-2	6.5	0.0	0.0	0.0	0.3	0.0
Marking devices.....		339940-3	1.3	0.1	0.3	0.0	0.0	0.0
Secondary products and miscellaneous receipts.....		339940-SM						
Miscellaneous receipts.....		339940-M	5.2	0.0	0.0	0.0	0.0	0.0
Secondary Products.....		339940-S	4.0	1.7	0.5	0.1	0.9	0.2
Sign mfg.....	33995		15.3	3.3	0.2	0.4	0.0	0.6
Sign mfg.....	339950		15.3	3.3	0.2	0.4	0.0	0.6
Primary products.....		339950-P	16.7	3.7	0.2	0.5	0.0	0.6
Electric signs and displays, including trade show exhibits.....		339950-1	—	7.3	0.0	0.0	0.0	—
Nonelectric signs and displays, including trade show exhibits.....		339950-4	18.6	1.2	0.4	0.9	0.0	1.1
Secondary products and miscellaneous receipts.....		339950-SM						
All other misc mfg.....	33999		10.9	0.0	0.3	0.4	0.3	0.3
Gasket, packing, and sealing device mfg.....	339991		8.6	-0.1	0.0	0.9	0.1	1.2
Primary products.....		339991-P	9.0	-0.1	0.0	1.0	0.0	1.4
Compression packing.....		339991-1	—	0.0	0.0	0.0	0.0	—
Molded packing and seals.....		339991-2	12.3	-0.6	0.0	0.0	0.0	1.3
Nonmetallic gaskets and gasketing.....		339991-3	12.2	0.0	0.0	0.0	0.0	2.3
Metallic gaskets and machined seals.....		339991-7	4.5	0.0	0.0	4.0	0.0	0.0
Rotary oil seals.....		339991-9	12.0	0.0	0.0	0.0	0.0	7.5
Secondary products and miscellaneous receipts.....		339991-SM						
Miscellaneous receipts.....		339991-M	2.8	0.0	0.0	0.4	0.0	0.0
Secondary products.....		339991-S	10.0	0.8	0.1	0.1	0.7	0.3
Musical instrument mfg.....	339992		6.7	0.6	0.0	0.6	0.1	-0.2
Primary products.....		339992-P	7.0	0.6	0.0	0.5	0.1	-0.2
Nonelectronic pianos, organs, and nonelectronic pianos and organ parts, excluding benches.....		339992-A	5.3	0.0	0.0	0.0	0.0	0.0
Other musical instruments and parts.....		339992-7	7.2	0.7	0.0	0.6	0.1	-0.2
Other electronic musical instruments, excluding electronic organs.....		339992-71	6.3	0.0	0.0	1.2	0.6	-1.0
Other nonelectronic musical instruments.....		339992-72	9.1	0.0	0.0	0.0	0.0	0.0
Parts and accessories for other musical instruments, sold separately, excl. benches & cases.....		339992-73	—	1.6	0.0	0.7	0.0	0.0
Secondary products and miscellaneous receipts.....		339992-SM						
Miscellaneous receipts.....		339992-M	4.0	0.0	—	—	0.0	0.0
Fastener, button, needle, and pin mfg.....	339993		6.9	0.0	0.0	0.0	0.0	0.3
Primary products.....		339993-P	6.5	0.0	0.0	0.0	0.0	0.3
Fasteners, zippers, buttons, needles, pins, and buckles (except precious metal) ..		339993-0	6.5	0.0	0.0	0.0	0.0	0.3
Secondary products and miscellaneous receipts.....		339993-SM						
Broom, brush, and mop mfg.....	339994		5.7	-0.1	0.3	0.0	0.9	-0.4
Primary products.....		339994-P	6.1	0.2	0.1	0.0	1.1	0.0
Brooms, mops and dusters.....		339994-1	6.6	0.0	0.5	0.0	3.3	0.0
Mops and dusters, including refills.....		339994-13	7.1	0.0	0.0	0.0	3.1	0.0
Paint and varnish brushes, paint holders, pads, roller frames and rollers.....		339994-3	7.5	0.0	0.0	0.0	0.0	0.0
Paint and varnish brushes.....		339994-31	7.4	0.0	0.0	0.0	0.0	0.0
Paint holders, pads, roller frames and rollers.....		339994-32	7.6	0.0	0.0	0.0	0.0	0.0
Other types of brushes.....		339994-5	5.6	0.3	0.0	0.0	0.3	0.0
Personal brushes.....		339994-51	0.3	0.0	0.0	0.0	0.0	0.0
All other types of brushes, except personal.....		339994-52	12.4	0.6	0.0	0.0	0.7	0.0
Secondary and miscellaneous receipts.....		339994-SM						
Burial casket mfg.....	339995		7.0	0.0	0.0	1.8	3.6	0.0
Primary products.....		339995-P	6.2	0.0	0.0	1.9	3.3	0.0
Metal burial caskets and coffins, completely lined and trimmed, adult sizes only. ..		339995-1	10.0	0.0	0.0	3.3	4.0	0.0
Other burial caskets and coffins, including burial boxes and vaults (except concrete and stone).....		339995-5	—	0.0	0.0	—	—	—
Secondary products and miscellaneous receipts.....		339995-SM						
All other miscellaneous mfg.....	339999		14.5	0.0	0.5	0.2	0.1	0.1
Primary products.....		339999-P	13.5	0.0	0.6	0.2	0.1	0.1
Mirror and picture frames and framed pictures.....		339999-E	9.5	0.0	2.8	0.0	0.0	0.0

See footnotes at end of table.

Table 12. Producer price index percentage changes for the net output of selected industries and their products, not seasonally adjusted — Continued
 [December 2022]

Title ¹	Industry code	Product code	Unadjusted 12-month percent change ²	Unadjusted 1-month percent change ²				
				Dec. 2021 to Dec. 2022 ^P	July to Aug.	Aug. to Sept. ^P	Sept. to Oct. ^P	Oct. to Nov. ^P
All other miscellaneous mfg - Continued								
All other miscellaneous fabricated products, incl. fire extinguishers and umbrellas.....		339999-L	16.2	0.0	0.5	0.3	0.2	0.1
Candles, including tapers.....		339999-5	7.6	0.0	0.0	0.0	0.0	0.0
Secondary products and miscellaneous receipts.....		339999-SM						
Secondary products.....		339999-S	13.6	0.0	0.3	0.0	0.0	0.4
Services industries								
Merchant wholesalers, durable goods.....	423		4.9	-2.1	0.9	-0.3	0.9	0.2
Motor vehicle and parts merchant wholesalers.....	4231		1.5	1.9	1.3	0.4	-2.5	0.5
Motor vehicle and parts merchant wholesalers.....	42310		1.5	1.9	1.3	0.4	-2.5	0.5
Motor vehicle and parts merchant wholesalers.....	423100		1.5	1.9	1.3	0.4	-2.5	0.5
Primary services.....		423100-P	0.4	2.0	1.5	0.4	-2.7	0.5
Motor vehicle and parts wholesaler services.....		423100-1	0.4	2.0	1.5	0.4	-2.7	0.5
Furniture and home furnishing merchant wholesalers.....	4232		12.3	2.9	0.9	-0.3	-2.1	0.0
Furniture and home furnishing merchant wholesalers.....	42320		12.3	2.9	0.9	-0.3	-2.1	0.0
Furniture and home furnishing merchant wholesalers.....	423200		12.3	2.9	0.9	-0.3	-2.1	0.0
Primary services.....		423200-P	12.9	2.9	1.0	-0.3	-2.1	0.0
Furniture and home furnishing wholesaler services.....		423200-1	12.9	2.9	1.0	-0.3	-2.1	0.0
Lumber and other construction materials merchant wholesalers.....	4233		4.5	-4.3	-0.3	-2.0	-0.6	0.0
Lumber and other construction materials merchant wholesalers.....	42330		4.5	-4.3	-0.3	-2.0	-0.6	0.0
Lumber and other construction materials merchant wholesalers.....	423300		4.5	-4.3	-0.3	-2.0	-0.6	0.0
Primary services.....		423300-P	4.3	-4.4	-0.3	-2.0	-0.6	0.0
Lumber and other construction material wholesaler services.....		423300-1	4.3	-4.4	-0.3	-2.0	-0.6	0.0
Professional and commercial equipment and supplies merchant wholesalers.....	4234		4.3	-3.6	0.8	-0.8	4.1	-0.3
Professional and commercial equipment and supplies merchant wholesalers.....	42340		4.3	-3.6	0.8	-0.8	4.1	-0.3
Professional and commercial equipment and supplies merchant wholesalers.....	423400		4.4	-3.5	0.9	-0.9	4.2	-0.3
Primary services.....		423400-P	5.9	-2.6	1.2	-1.8	6.0	-0.3
Professional and commercial equipment and supplies wholesaler services.....		423400-1	5.9	-2.6	1.2	-1.8	6.0	-0.3
Metal and mineral (except petroleum) merchant wholesalers.....	4235		-17.5	-8.2	-3.8	-1.9	2.1	0.0
Metal and mineral (except petroleum) merchant wholesalers.....	42350		-17.5	-8.2	-3.8	-1.9	2.1	0.0
Metal and mineral (except petroleum) merchant wholesalers.....	423500		-17.4	-8.2	-3.7	-1.9	2.1	-0.1
Primary services.....		423500-P	-16.1	-8.1	-3.5	-1.8	2.2	-0.4
Metals and minerals wholesaler services.....		423500-1	-16.1	-8.1	-3.5	-1.8	2.2	-0.4
Household appliances and electrical and electronic goods merchant wholesalers.....	4236		5.2	-6.4	3.1	-0.7	-1.7	3.3
Household appliances and electrical and electronic goods merchant wholesalers.....	42360		5.2	-6.4	3.1	-0.7	-1.7	3.3
Household appliances and electrical and electronic goods merchant wholesalers.....	423600		5.5	-6.2	3.1	-0.6	-2.0	3.3
Primary services.....		423600-P	3.0	-8.3	3.5	-1.6	1.6	3.7
Household appliances, electrical, and electronics wholesaler services.....		423600-1	3.0	-8.3	3.5	-1.6	1.6	3.7
Hardware, plumbing and heating equipment and supplies merchant wholesalers.....	4237		-7.1	-2.5	0.3	3.2	3.2	-1.8
Hardware, plumbing and heating equipment and supplies merchant wholesalers.....	42370		-7.1	-2.5	0.3	3.2	3.2	-1.8
Hardware, plumbing, and heating equipment and supplies merchant wholesalers.....	423700		-7.8	-2.5	0.3	3.2	3.2	-1.9
Primary services.....		423700-P	4.8	-2.7	0.4	3.5	3.4	-1.4
Hardware, plumbing, and heating equipment and supplies wholesaler services.....		423700-1	4.8	-2.7	0.4	3.5	3.4	-1.4
Machinery, equipment, and supplies merchant wholesalers.....	4238		19.2	0.9	0.3	0.0	3.8	-1.5
Machinery, equipment, and supplies merchant wholesalers.....	42380		19.2	0.9	0.3	0.0	3.8	-1.5
Machinery and supply merchant wholesalers.....	423800		19.3	0.9	0.3	0.0	3.8	-1.5
Primary services.....		423800-P	20.0	0.6	0.6	-0.2	4.5	-1.5
Machinery and supply wholesaler services.....		423800-1	20.0	0.6	0.6	-0.2	4.5	-1.5
Other receipts.....		423800-SM	15.6	2.6	-1.2	1.1	0.0	-1.4
Miscellaneous durable goods merchant wholesalers (except materials recyclers).....	4239		6.6	1.0	1.0	-0.6	-0.1	-1.0
Miscellaneous durable goods merchant wholesalers (except materials recyclers).....	42390		6.6	1.0	1.0	-0.6	-0.1	-1.0
Miscellaneous durable goods, except recyclable material, merchant wholesalers.....	423900		6.6	1.0	0.9	-0.6	-0.1	-1.0
Primary services.....		423900-P	6.8	1.0	1.3	-0.7	-0.1	-1.1
Miscellaneous durable goods wholesaler services.....		423900-1	6.8	1.0	1.3	-0.7	-0.1	-1.1
Merchant wholesalers, nondurable goods.....	424		14.6	1.8	-0.1	0.1	0.6	-0.7

See footnotes at end of table.

Table 12. Producer price index percentage changes for the net output of selected industries and their products, not seasonally adjusted — Continued
 [December 2022]

Title ¹	Industry code	Product code	Unadjusted 12-month percent change ²	Unadjusted 1-month percent change ²				
				Dec. 2021 to Dec. 2022 ^P	July to Aug.	Aug. to Sept. ^P	Sept. to Oct. ^P	Oct. to Nov. ^P
Merchant wholesalers, nondurable goods - Continued								
Paper and paper product merchant wholesalers.....	4241		41.6	0.2	6.5	1.6	0.6	0.2
Paper and paper product merchant wholesalers.....	42410		41.6	0.2	6.5	1.6	0.6	0.2
Paper and paper product merchant wholesalers.....	424100		41.6	0.2	6.5	1.6	0.6	0.2
Primary services.....		424100-P	41.4	0.2	6.5	1.6	0.5	0.2
Paper wholesaler services.....		424100-1	41.4	0.2	6.5	1.6	0.5	0.2
Wholesaling of paper and paper products.....		424100-11	40.3	0.0	5.7	1.7	0.4	0.2
Wholesaling of all other goods, except paper and paper products.....		424100-12	50.9	1.2	12.9	1.4	0.7	0.3
Drugs and druggists' sundries merchant wholesalers.....	4242		6.9	6.8	-1.2	-2.1	2.2	-2.0
Drugs and druggists' sundries merchant wholesalers.....	42420		6.9	6.8	-1.2	-2.1	2.2	-2.0
Drugs and druggists' sundries merchant wholesalers.....	424200		6.9	6.8	-1.2	-2.1	2.2	-2.0
Primary products.....		424200-P	6.9	6.8	-1.2	-2.1	2.2	-2.0
Wholesaling of pharmaceuticals.....		424200-1	9.6	7.8	-1.4	-1.8	2.8	-1.2
Wholesaling of all other goods, except pharmaceuticals.....		424200-2	-6.7	1.5	-0.1	-4.1	-1.1	-6.5
Apparel and piece goods merchant wholesalers.....	4243		3.6	1.9	2.7	3.4	-2.8	-4.1
Apparel and piece goods merchant wholesalers.....	42430		3.6	1.9	2.7	3.4	-2.8	-4.1
Apparel and piece goods merchant wholesalers.....	424300		3.6	1.9	2.7	3.4	-2.8	-4.1
Primary services.....		424300-P	3.6	1.9	2.7	3.4	-2.8	-4.1
Apparel wholesaler services.....		424300-1	3.6	1.9	2.7	3.4	-2.8	-4.1
Wholesaling of apparel.....		424300-11	3.3	2.7	1.7	5.6	-4.8	-3.8
Grocery and related product merchant wholesalers.....	4244		17.1	3.4	-1.7	2.1	0.4	0.4
Grocery and related product merchant wholesalers.....	42440		17.1	3.4	-1.7	2.1	0.4	0.4
Grocery and related product merchant wholesalers.....	424400		17.1	3.4	-1.7	2.1	0.4	0.4
Primary services.....		424400-P	17.1	3.4	-1.7	2.1	0.4	0.4
Grocery and related product wholesaler services.....		424400-1	17.1	3.4	-1.7	2.1	0.4	0.4
Wholesaling of fresh meat, seafood, dairy, and fruits and vegetables.....		424400-11	11.4	-3.9	-0.1	0.6	4.0	3.6
Wholesaling of packaged frozen and canned foods.....		424400-12	7.3	12.1	0.8	4.6	-8.9	-2.5
Wholesaling of baked goods, non-alcoholic beverages, and all other groceries.....		424400-13	18.8	4.5	-5.1	4.1	-1.5	-1.3
Wholesaling of all other goods, except groceries.....		424400-14	69.3	5.1	2.5	-8.5	24.6	3.5
Chemicals and allied products merchant wholesalers.....	4246		4.4	-1.2	0.0	-1.0	1.8	1.9
Chemicals and allied products merchant wholesalers.....	42460		4.4	-1.2	0.0	-1.0	1.8	1.9
Chemicals and allied products merchant wholesalers.....	424600		4.4	-1.2	0.0	-1.0	1.8	1.9
Primary products.....		424600-P	4.1	-1.2	0.0	-1.0	1.9	1.9
Wholesaling of chemicals, plastics, and allied products.....		424600-1	2.9	-1.3	0.1	-1.2	1.7	1.9
Wholesaling of all other goods, except chemicals, plastics, and allied products.....		424600-2	25.4	-0.3	-0.6	1.6	5.0	2.0
Petroleum and petroleum products merchant wholesalers.....	4247		17.8	-2.8	0.4	0.1	2.6	-2.1
Petroleum and petroleum products merchant wholesalers.....	42470		17.8	-2.8	0.4	0.1	2.6	-2.1
Petroleum and petroleum products merchant wholesalers.....	424700		17.8	-2.8	0.4	0.1	2.6	-2.1
Primary products.....		424700-P	17.7	-2.9	0.2	0.1	2.7	-2.3
Wholesaling of petroleum products.....		424700-1	18.3	-2.9	0.4	0.0	2.8	-2.4
Wholesaling of all other goods, except petroleum products.....		424700-2	-4.6	-2.0	-8.1	3.5	-1.1	-1.3
Other receipts.....		424700-SM	-	-0.7	5.2	-	-	-
Beer, wine, and distilled alcoholic beverage merchant wholesalers.....	4248		13.5	1.4	1.4	1.7	0.7	-0.7
Beer, wine, and distilled alcoholic beverage merchant wholesalers.....	42480		13.5	1.4	1.4	1.7	0.7	-0.7
Beer, wine, and distilled alcoholic beverage merchant wholesalers.....	424800		13.5	1.4	1.4	1.7	0.7	-0.7
Primary services.....		424800-P	13.4	1.4	1.4	1.7	0.7	-0.7
Alcoholic beverage wholesaler services.....		424800-1	13.4	1.4	1.4	1.7	0.7	-0.7
Wholesaling of beer, wine, and distilled alcoholic beverages.....		424800-11	13.6	1.3	1.5	1.7	0.8	-0.8
Wholesaling of all other goods, except alcoholic beverages.....		424800-12	9.1	1.6	-0.5	2.6	0.1	0.3
Miscellaneous nondurable goods merchant wholesalers.....	4249		22.6	1.4	-2.6	-2.2	-2.8	0.5
Miscellaneous nondurable goods merchant wholesalers.....	42490		22.6	1.4	-2.6	-2.2	-2.8	0.5
Miscellaneous nondurable goods merchant wholesalers.....	424900		22.6	1.4	-2.6	-2.2	-2.8	0.5
Primary services.....		424900-P	22.7	1.4	-2.6	-2.3	-2.8	0.5
Miscellaneous nondurable good wholesaler services.....		424900-1	22.7	1.4	-2.6	-2.3	-2.8	0.5
Material recyclers.....	429930		-20.8	-3.3	-5.2	-5.6	-2.6	5.3
Primary products.....		429930-P	-22.2	-3.4	-5.5	-5.9	-2.7	5.7
Ferrous metal scrap.....		429930-1	-27.8	-8.0	-3.1	-3.4	-3.3	8.6

See footnotes at end of table.

Table 12. Producer price index percentage changes for the net output of selected industries and their products, not seasonally adjusted — Continued
 [December 2022]

Title ¹	Industry code	Product code	Unadjusted 12-month percent change ²	Unadjusted 1-month percent change ²				
			Dec. 2021 to Dec. 2022 ^P	July to Aug.	Aug. to Sept. ^P	Sept. to Oct. ^P	Oct. to Nov. ^P	Nov. to Dec. ^P
Material recyclers - Continued								
Carbon steel scrap.....		429930-11	-27.9	-8.2	-3.7	-3.1	-4.1	8.5
Heavy melting scrap.....		429930-111	—	—	—	—	—	—
Carbon steel scrap bundles.....		429930-112	-37.4	-10.6	-6.8	-7.2	-5.9	7.3
Shredded carbon steel scrap.....		429930-113	-25.2	-6.1	-7.2	-4.8	-5.0	8.1
Cut plate and structural scrap.....		429930-114	-25.4	-6.3	-2.4	-1.7	-2.1	8.4
Other carbon steel scrap.....		429930-115	—	—	—	—	—	—
Stainless and alloy steel scrap.....		429930-12	-21.8	-2.0	2.1	-9.3	7.9	23.3
Other ferrous scrap.....		429930-14	—	-21.5	9.1	-2.4	3.0	—
Nonferrous metal scrap.....		429930-2	-3.9	5.2	-1.8	-4.3	1.5	2.3
Copper base scrap.....		429930-21	-7.6	3.3	1.2	-2.8	9.2	1.7
No 1 copper wire, heavy.....		429930-211	-9.4	3.2	1.4	-4.5	13.7	1.1
No 2 copper wire, mixed.....		429930-212	-9.1	3.3	2.3	-4.7	14.5	1.6
Yellow brass scrap.....		429930-213	-11.0	8.4	1.5	-0.2	4.1	3.8
Used beverage can scrap.....		429930-223	-15.2	1.3	-5.9	-7.7	7.9	2.3
Other old aluminum base scrap.....		429930-224	-8.0	-1.7	-2.2	1.4	3.1	1.7
Other nonferrous scrap (including lead, zinc and precious metals).....		429930-23	10.8	3.8	-1.8	-3.0	-2.4	-3.2
Recyclable paper.....		429930-3	-60.4	-11.0	-26.3	-31.9	-21.8	16.7
News and other low grade recyclable paper.....		429930-31	-42.8	-2.9	-11.9	-30.5	-17.4	0.0
Corrugated recyclable paper.....		429930-33	-68.3	-10.0	-30.0	-37.9	-33.9	35.3
High grade recyclable paper (including pulp substitutes and deinking).....		429930-34	-39.5	-16.2	-21.2	-17.9	-0.6	-2.0
Recyclable materials, excluding metals and paper.....		429930-4	-1.3	0.0	-5.3	0.3	-3.4	-0.6
Recyclable plastics.....		429930-42	-13.8	-0.3	-6.9	-8.2	-5.4	-2.5
Other receipts.....		429930-SM1						
Motor vehicle and parts dealers.....	441		0.8	-0.7	-0.3	-1.4	-1.0	-0.8
Automobile dealers.....	4411		-2.5	-1.3	-0.5	-2.0	-0.9	-1.4
New car dealers.....	44111		-2.5	-1.3	-0.5	-2.0	-0.9	-1.4
New car dealers.....	441110		-2.5	-1.3	-0.5	-2.0	-0.9	-1.4
Primary services.....		441110-P	-4.1	-0.7	-0.6	-2.2	-0.7	-1.8
Vehicle sales.....		441110-1	-13.3	-2.2	-1.5	-5.3	-1.8	-4.4
New vehicle sales.....		441110-101	-0.8	-1.0	-0.6	-4.3	0.1	-6.6
Used vehicle sales.....		441110-102	-29.8	-4.5	-3.0	-7.2	-5.4	0.0
Service labor and parts.....		441110-2	3.6	0.6	0.1	0.3	0.1	0.0
Other receipts.....		441110-SM	2.1	-2.9	-0.3	-1.6	-1.4	0.0
Recreational vehicle dealers.....	44121		-39.9	-0.2	-8.1	-5.1	-13.4	-0.6
Recreational vehicle dealers.....	441210		-39.9	-0.2	-8.1	-5.1	-13.4	-0.6
Primary services.....		441210-P	-42.6	-1.5	-7.5	-5.6	-14.9	-0.7
Recreational vehicle dealer services.....		441210-1	-42.6	-1.5	-7.5	-5.6	-14.9	-0.7
Boat dealers.....	441222		28.6	0.9	2.0	1.0	4.8	0.1
Primary services.....		441222-P	28.6	0.9	2.0	1.0	4.8	0.1
Boat dealer services.....		441222-1	28.6	0.9	2.0	1.0	4.8	0.1
Automotive parts, accessories and tire stores.....	4413		16.6	1.1	0.7	1.1	-1.7	1.4
Automotive parts and accessories stores.....	44131		18.4	0.0	1.1	0.8	-2.5	2.5
Automotive parts and accessories stores.....	441310		18.4	0.0	1.1	0.8	-2.5	2.5
Primary services.....		441310-P	18.4	0.0	1.1	0.8	-2.5	2.5
Automotive parts and accessories store services.....		441310-1	18.4	0.0	1.1	0.8	-2.5	2.5
Tire dealers.....	44132		13.2	3.3	-0.1	1.7	-0.1	-0.7
Tire dealers.....	441320		13.2	3.3	-0.1	1.7	-0.1	-0.7
Primary services.....		441320-P	13.2	3.3	-0.1	1.7	-0.1	-0.7
Tire dealer services.....		441320-1	13.2	3.3	-0.1	1.7	-0.1	-0.7
Furniture and home furnishings stores.....	442		7.9	2.0	0.8	1.5	0.5	-0.4
Furniture stores.....	4421		-4.5	0.0	3.5	-3.3	0.9	-0.6
Furniture stores.....	44211		-4.5	0.0	3.5	-3.3	0.9	-0.6
Furniture stores.....	442110		-4.5	0.0	3.5	-3.3	0.9	-0.6
Primary services.....		442110-P	-5.1	0.0	3.8	-3.5	0.7	-0.7
Furniture store services.....		442110-1	-5.1	0.0	3.8	-3.5	0.7	-0.7
Other receipts.....		442110-SM1	7.0	0.1	-0.8	-0.1	3.1	0.0
Floor covering stores.....	44221		22.3	4.0	-1.8	6.3	0.1	-0.1
Floor covering stores.....	442210		22.3	4.0	-1.8	6.3	0.1	-0.1

See footnotes at end of table.

Table 12. Producer price index percentage changes for the net output of selected industries and their products, not seasonally adjusted — Continued
 [December 2022]

Title ¹	Industry code	Product code	Unadjusted 12-month percent change ²	Unadjusted 1-month percent change ²				
				Dec. 2021 to Dec. 2022 ^P	July to Aug.	Aug. to Sept. ^P	Sept. to Oct. ^P	Oct. to Nov. ^P
Floor covering stores - Continued								
Primary services.....		442210-P	22.3	4.0	-1.8	6.3	0.1	-0.1
Floor covering store services.....		442210-1	22.3	4.0	-1.8	6.3	0.1	-0.1
Electronics and appliance stores.....	443		2.7	-0.1	-1.6	6.7	-11.2	-1.8
Electronics and appliance stores.....	4431		3.8	-0.1	-1.6	6.7	-11.2	-1.8
Electronics and appliance stores.....	44310		3.9	-0.1	-1.6	6.7	-11.2	-1.8
Electronics and appliance stores.....	443100		4.0	-0.1	-1.6	6.7	-11.2	-1.8
Primary products.....		443100-P	4.9	-0.1	-1.6	6.7	-11.2	-1.8
Retailing of entertainment and communication products.....		443100-1	-7.4	0.5	-3.5	32.4	-31.3	-8.7
Retailing of computers, hardware, software, and supplies.....		443100-2	9.6	-1.0	3.9	-2.4	0.9	0.3
Retailing of major household appliances.....		443100-3	8.8	-3.0	-4.7	-0.4	-0.8	2.0
Retailing of all other goods.....		443100-4	10.9	4.6	-3.6	-7.4	-4.4	-0.5
Building material and garden equipment and supply dealers.....	444		5.6	-4.5	-2.3	1.1	0.9	-0.5
Building material and supplies dealers.....	4441		5.1	-4.9	-3.0	1.5	0.9	-0.6
Building material and supplies dealers.....	44410		5.1	-4.9	-3.0	1.5	0.9	-0.6
Building materials and supplies dealers.....	444100		5.1	-4.9	-3.0	1.5	0.9	-0.6
Primary services.....		444100-P	5.1	-4.9	-3.0	1.5	0.9	-0.6
Building materials and supplies dealer services.....		444100-1	5.1	-4.9	-3.0	1.5	0.9	-0.6
Retailing of building materials, paint, and hardware.....		444100-11	3.8	-6.0	-3.9	1.7	1.3	0.1
Retailing of all other goods.....		444100-12	10.1	-0.7	0.3	1.0	-0.4	-2.7
Lawn and garden equip and supplies stores.....	4442		9.3	-0.8	3.5	-2.1	1.3	0.2
Nursery, garden and farm supply stores.....	44422		9.3	-0.8	3.5	-2.1	1.3	0.2
Nursery, garden, and farm supply stores.....	444220		9.3	-0.8	3.5	-2.1	1.3	0.2
Primary services.....		444220-P	9.3	-0.8	3.5	-2.1	1.3	0.2
Nursery, garden center, and farm supply store services.....		444220-1	9.3	-0.8	3.5	-2.1	1.3	0.2
Food and beverage stores.....	445		15.3	1.7	1.7	4.0	-0.5	-0.8
Grocery stores.....	4451		15.7	1.9	1.7	4.5	-1.0	-0.9
Grocery (except convenience) stores.....	44511		15.7	1.9	1.7	4.5	-1.0	-0.9
Supermarkets and other grocery stores.....	445110		15.7	1.9	1.7	4.5	-1.0	-0.9
Primary services.....		445110-P	15.7	1.9	1.7	4.5	-1.0	-0.9
Supermarket and other grocery store services.....		445110-3	15.7	1.9	1.7	4.5	-1.0	-0.9
Retailing of food and beverage products.....		445110-32	15.5	2.2	2.0	5.0	-1.0	-1.5
Retailing of fresh meats.....		445110-321	11.5	1.7	2.2	2.3	2.7	-3.5
Retailing of fresh fruits and vegetables.....		445110-322	4.8	3.4	1.5	-0.7	-1.5	-3.2
Retailing of bakery products.....		445110-323	13.4	1.0	0.3	4.9	-0.5	0.8
Retailing of dairy products.....		445110-324	33.9	9.7	4.2	9.4	-0.2	2.8
Retailing of deli products.....		445110-325	12.3	1.0	-0.9	2.7	0.0	1.5
Retailing of frozen food products.....		445110-326	16.1	-4.4	-0.1	7.3	-2.5	1.7
Retailing of alcoholic beverages.....		445110-327	10.0	2.1	0.2	14.0	-5.6	-0.4
Retailing of all other food and beverage products.....		445110-328	20.2	2.4	3.3	6.9	-3.1	-2.8
Retailing of nonfood products.....		445110-33	16.3	0.7	0.2	2.0	-1.0	1.6
Retailing of cleaning and paper products.....		445110-331	10.5	-4.3	1.9	2.4	-1.6	-1.1
Retailing of health and beauty products.....		445110-332	10.9	1.4	0.7	3.7	-2.1	2.7
Retailing of all other nonfood products.....		445110-333	21.9	2.3	-0.6	0.9	-0.2	2.0
Specialty food stores.....	4452		18.3	0.6	1.1	-0.9	6.2	-0.7
Specialty food stores.....	445200		18.3	0.6	1.1	-0.9	6.2	-0.7
Primary services.....		445200-P	18.4	0.6	1.1	-0.9	6.2	-0.7
Specialty food store services.....		445200-1	18.4	0.6	1.1	-0.9	6.2	-0.7
Beer, wine, and liquor stores.....	4453		6.4	-1.7	2.2	0.5	2.1	0.4
Beer, wine, and liquor stores.....	44531		6.4	-1.7	2.2	0.5	2.1	0.4
Beer, wine, and liquor stores.....	445310		6.4	-1.7	2.2	0.5	2.1	0.4
Primary services.....		445310-P	6.4	-1.7	2.2	0.5	2.1	0.4
Beer, wine, and liquor store services.....		445310-1	6.4	-1.7	2.2	0.5	2.1	0.4
Retailing of beer, wine, and liquor.....		445310-11	5.3	-2.2	2.7	-0.2	2.2	0.5
Retailing of all other goods and sales of prepared foods.....		445310-12	12.0	1.1	0.0	3.7	1.6	0.0
Health and personal care stores.....	446		-4.1	-0.3	-0.3	-2.1	-0.3	-1.0
Health and personal care stores.....	4461		-4.1	-0.3	-0.3	-2.1	-0.3	-1.0

See footnotes at end of table.

Table 12. Producer price index percentage changes for the net output of selected industries and their products, not seasonally adjusted — Continued
 [December 2022]

Title ¹	Industry code	Product code	Unadjusted 12-month percent change ²	Unadjusted 1-month percent change ²				
			Dec. 2021 to Dec. 2022 ^P	July to Aug.	Aug. to Sept. ^P	Sept. to Oct. ^P	Oct. to Nov. ^P	Nov. to Dec. ^P
Health and personal care stores - Continued								
Pharmacies and drug stores.....	44611		-4.6	-0.6	-0.9	-2.5	-0.2	-1.3
Pharmacies and drug stores.....	446110		-4.6	-0.6	-0.9	-2.5	-0.2	-1.3
Primary services.....		446110-P	-4.6	-0.6	-0.9	-2.5	-0.2	-1.3
Retailing of prescription drugs.....		446110-1	-4.2	0.5	-1.3	-2.8	-0.5	-1.9
Retailing of over-the-counter drugs and all other goods.....		446110-4	-5.6	-3.1	0.1	-1.9	0.5	0.0
Retailing of over-the-counter drugs.....		446110-41	-5.5	-2.5	0.1	0.6	0.9	-0.1
Retailing of all other goods.....		446110-42	-5.6	-3.2	0.1	-2.6	0.3	0.0
Optical goods stores.....	44613		-10.7	1.6	3.8	-0.5	-2.4	0.1
Optical goods stores.....	446130		-10.7	1.6	3.8	-0.5	-2.4	0.1
Primary services.....		446130-P	-11.5	1.7	4.1	-0.6	-2.6	0.1
Optical goods store services.....		446130-1	-11.5	1.7	4.1	-0.6	-2.6	0.1
Food (health) supplement stores.....	446191		7.9	0.5	0.4	0.0	1.7	0.4
Primary services.....		446191-P	7.9	0.5	0.4	0.0	1.7	0.4
Food (health) supplement store services.....		446191-1	7.9	0.5	0.4	0.0	1.7	0.4
Gasoline stations.....	447		22.2	9.3	-7.0	0.3	-0.2	11.2
Gasoline stations.....	4471		22.2	9.3	-7.0	0.3	-0.2	11.2
Gasoline stations.....	44710		22.2	9.3	-7.0	0.3	-0.2	11.2
Gasoline stations.....	447100		22.2	9.3	-7.0	0.3	-0.2	11.2
Primary products.....		447100-P	22.3	10.1	-7.1	0.3	-0.1	11.6
Gasoline station services.....		447100-1	22.3	10.1	-7.1	0.3	-0.1	11.6
Retailing of automotive fuels and lubricants.....		447100-11	31.1	13.7	-10.1	1.5	2.8	16.6
Retailing of all other goods, sales of prepared foods, and repair services.....		447100-12	1.6	1.9	0.5	-2.5	-6.8	-1.3
Clothing and clothing accessories stores.....	448		-3.6	4.0	8.1	4.6	-6.1	-3.7
Clothing stores.....	4481		-6.3	3.6	11.6	6.2	-8.2	-5.0
Clothing stores.....	44810		-6.3	3.6	11.6	6.2	-8.2	-5.0
Clothing stores.....	448100		-6.3	3.6	11.6	6.2	-8.2	-5.0
Primary services.....		448100-P	-6.3	3.6	11.6	6.2	-8.2	-5.0
Retailing of apparel.....		448100-1	-8.4	3.0	9.7	5.5	-8.2	-6.5
Retailing of men's apparel.....		448100-11	-10.4	6.9	3.4	2.3	-6.0	-7.9
Retailing of women's apparel.....		448100-12	-7.3	1.3	10.8	7.2	-9.6	-6.1
Retailing of children's apparel.....		448100-13	-10.1	4.2	19.2	3.7	-4.9	-5.4
Retailing of all other goods.....		448100-2	3.1	6.3	20.5	9.4	-8.4	1.2
Shoe stores.....	4482		0.2	10.8	0.4	1.5	-1.5	-1.1
Shoe stores.....	44821		0.2	10.8	0.4	1.5	-1.5	-1.1
Shoe stores.....	448210		0.2	10.8	0.4	1.5	-1.5	-1.1
Primary services.....		448210-P	0.2	10.8	0.4	1.5	-1.5	-1.1
Shoe store services.....		448210-1	0.2	10.8	0.4	1.5	-1.5	-1.1
Jewelry, luggage and leather goods stores.....	4483		7.1	0.0	-0.6	-0.5	0.7	0.0
Jewelry stores.....	44831		7.1	0.0	-0.6	-0.5	0.7	0.0
Jewelry stores.....	448310		7.1	0.0	-0.6	-0.5	0.7	0.0
Primary services.....		448310-P	7.1	0.0	-0.6	-0.5	0.7	0.0
Jewelry store services.....		448310-1	7.1	0.0	-0.6	-0.5	0.7	0.0
Sporting goods, hobby, and book stores.....	451		-4.5	4.2	-6.3	8.8	-4.0	-4.9
Sporting goods and hobby stores.....	4511		-8.2	4.6	-7.5	10.6	-5.0	-6.0
Sporting goods stores.....	45111		-10.8	6.1	-9.9	14.3	-6.5	-8.0
Sporting goods stores.....	451110		-10.8	6.1	-9.9	14.3	-6.5	-8.0
Primary services.....		451110-P	-10.8	6.1	-9.9	14.3	-6.5	-8.0
Sporting goods store services.....		451110-1	-10.8	6.1	-9.9	14.3	-6.5	-8.0
Retailing of sporting goods.....		451110-11	-4.5	2.3	-4.5	4.6	-10.4	0.0
Hobby, toy and game stores.....	45112		0.0	0.0	0.0	0.3	0.0	0.0
Hobby, toy, and game stores.....	451120		0.0	0.0	0.0	0.3	0.0	0.0
Primary services.....		451120-P	0.0	0.0	0.0	0.3	0.0	0.0
Hobby, toy, and game store services.....		451120-1	0.0	0.0	0.0	0.3	0.0	0.0
Retailing of hobby and craft goods, toys, and games (including video games).....		451120-11	-0.3	0.0	0.0	0.5	0.0	0.0
Retailing of all other goods.....		451120-12	0.2	0.0	0.0	-0.1	0.0	0.1

See footnotes at end of table.

Table 12. Producer price index percentage changes for the net output of selected industries and their products, not seasonally adjusted — Continued
 [December 2022]

Title ¹	Industry code	Product code	Unadjusted 12-month percent change ²	Unadjusted 1-month percent change ²				
				Dec. 2021 to Dec. 2022 ^P	July to Aug.	Aug. to Sept. ^P	Sept. to Oct. ^P	Oct. to Nov. ^P
Hobby, toy, and game stores - Continued								
Book, periodical and music stores.....	4512		13.5	2.4	-1.0	1.2	0.5	0.0
Book stores and news dealers.....	45121		13.5	2.4	-0.9	1.2	0.5	0.0
Book stores.....	451211		13.5	2.4	-1.0	1.2	0.5	0.0
Primary services.....		451211-P	13.6	2.4	-1.0	1.2	0.5	0.0
Book store services.....		451211-1	13.6	2.4	-1.0	1.2	0.5	0.0
Retailing of books.....		451211-101	20.4	3.5	-1.4	1.7	0.7	0.0
Retailing of all other goods.....		451211-102	0.0	0.0	0.0	0.0	0.0	0.0
General merchandise stores.....	452		12.6	0.7	-0.1	1.5	-1.8	0.0
Department stores.....	4522		1.8	-1.3	4.1	7.6	-2.8	0.2
Department stores.....	45221		1.8	-1.3	4.1	7.6	-2.8	0.2
Department stores.....	452210		1.8	-1.3	4.1	7.6	-2.8	0.2
Primary services.....		452210-P	1.8	-1.3	4.1	7.6	-2.8	0.2
Department store services.....		452210-1	1.8	-1.3	4.1	7.6	-2.8	0.2
Other general merchandise stores.....	4523		17.8	1.5	-1.7	-0.8	-1.3	-0.1
Other general merchandise stores.....	45231		17.8	1.5	-1.7	-0.8	-1.3	-0.1
Other general merchandise stores.....	452310		17.8	1.5	-1.7	-0.8	-1.3	-0.1
Primary services.....		452310-P	16.6	1.6	-1.8	-0.9	-1.4	-0.1
Other general merchandise store services.....		452310-1	16.6	1.6	-1.8	-0.9	-1.4	-0.1
Warehouse clubs and supercenters.....		452310-11	17.8	1.8	-2.2	-1.1	-1.7	-0.1
All other general merchandise stores.....		452310-12	11.7	0.4	-0.2	0.0	-0.1	0.1
Office supplies, stationery and gift stores.....	4532		8.0	1.4	0.1	-1.2	0.1	-0.4
Office supplies, stationery and gift stores.....	45320		8.0	1.4	0.1	-1.2	0.1	-0.4
Office supplies, stationery, and gift stores.....	453200		8.0	1.4	0.1	-1.2	0.1	-0.4
Primary services.....		453200-P	8.0	1.4	0.1	-1.2	0.1	-0.4
Office supplies, stationery, and gift store services.....		453200-1	8.0	1.4	0.1	-1.2	0.1	-0.4
Nonstore retailers.....	454		10.5	3.1	0.3	-3.2	3.1	5.1
Electronic and mail-order shopping.....	454110		-1.0	1.0	0.1	0.6	-1.9	-2.5
Primary services.....		454110-P	-1.3	1.0	0.1	0.6	-2.0	-2.4
Electronic and mail-order shopping services.....		454110-1	-1.3	1.0	0.1	0.6	-2.0	-2.4
Electronic and mail-order drugs, health aids, and cosmetics.....		454110-11	0.6	-0.4	0.2	0.1	0.0	0.0
Electronic and mail-order apparel and footwear.....		454110-12	-4.2	-1.9	11.7	-0.2	3.1	-14.8
Electronic and mail-order electronic goods, including appliances.....		454110-13	-0.7	0.1	-1.6	-0.5	-8.5	0.9
Electronic and mail-order home furnishings, hardware, and related goods.....		454110-14	3.6	13.3	-2.7	4.7	-4.5	-10.7
Electronic and mail-order services for all other goods.....		454110-15	-5.8	0.2	-1.5	0.7	-1.7	-0.4
Fuel dealers.....	45431		39.9	8.5	0.7	-11.9	16.4	22.2
Fuel dealers.....	454310		39.9	8.5	0.7	-11.9	16.4	22.2
Primary services.....		454310-P	39.9	8.5	0.7	-11.9	16.4	22.2
Fuel dealer services.....		454310-1	39.9	8.5	0.7	-11.9	16.4	22.2
Air transportation.....	481		14.8	-1.7	-3.5	5.3	-4.0	2.0
Scheduled air transportation.....	4811		15.6	-1.7	-3.8	5.9	-4.5	2.2
Scheduled air transportation.....	48111		15.6	-1.7	-3.8	5.9	-4.5	2.2
Scheduled passenger air transportation.....	481111		16.6	-1.8	-4.0	6.4	-4.6	2.4
Primary services.....		481111-P	16.6	-1.8	-4.0	6.4	-4.6	2.4
Domestic.....		481111-1	18.3	-1.4	-1.7	7.0	-6.7	3.2
Domestic first class, including business.....		481111-101	19.1	-1.8	7.8	5.6	-10.7	8.6
Domestic coach.....		481111-102	18.2	-1.3	-2.7	7.2	-6.2	2.6
International.....		481111-2	11.0	-3.4	-12.0	3.9	3.5	-0.4
International first class, including business.....		481111-201	18.0	-7.6	8.2	16.1	-19.4	13.0
International coach.....		481111-202	10.2	-3.0	-13.8	2.4	6.5	-1.8
Scheduled freight air transportation.....	481112		-2.0	0.5	-0.2	-3.2	-1.6	-0.4
Primary services.....		481112-P	-13.6	0.8	-0.4	-5.2	-4.2	-0.1
Scheduled freight air transportation services.....		481112-1	-14.0	0.8	-0.4	-5.4	-4.3	-0.1
Domestic scheduled freight air transportation services.....		481112-101	0.0	-0.9	-0.9	0.0	-0.4	-0.3
International scheduled freight air transportation services.....		481112-102	-23.3	2.2	0.0	-9.4	-7.4	0.0
Scheduled mail air transportation services.....		481112-2	-0.1	0.0	-0.1	0.0	0.0	0.0
Nonscheduled air transportation.....	4812		8.1	-1.1	-0.4	0.1	0.8	0.0

See footnotes at end of table.

Table 12. Producer price index percentage changes for the net output of selected industries and their products, not seasonally adjusted — Continued
 [December 2022]

Title ¹	Industry code	Product code	Unadjusted 12-month percent change ²	Unadjusted 1-month percent change ²				
				Dec. 2021 to Dec. 2022 ^P	July to Aug.	Aug. to Sept. ^P	Sept. to Oct. ^P	Oct. to Nov. ^P
Nonscheduled air transportation - Continued								
Nonscheduled air transportation.....	48121		8.1	-1.1	-0.4	0.1	0.8	0.0
Nonscheduled air passenger chartering.....	481211		7.0	0.1	-0.2	0.0	1.5	0.0
Primary services.....		481211-P	7.6	0.2	-0.2	0.0	1.7	0.0
Domestic nonscheduled air passenger services.....		481211-1	8.0	0.2	-0.2	0.0	2.1	0.0
International nonscheduled air passenger services.....		481211-2	6.2	0.0	0.0	0.0	0.0	0.0
Nonscheduled air freight chartering.....	481212		10.4	-3.8	-0.8	0.4	-0.7	0.0
Primary services.....		481212-P	10.6	-4.0	-0.9	0.4	-0.8	0.0
Domestic nonscheduled air freight services.....		481212-1	16.8	0.3	3.2	0.0	0.0	0.0
International nonscheduled air freight services.....		481212-2	9.2	-4.8	-1.8	0.5	-0.9	0.0
Rail transportation.....	482		8.2	-0.4	0.1	-0.5	0.6	-0.1
Rail transportation.....	4821		8.2	-0.4	0.1	-0.5	0.6	-0.1
Rail transportation.....	48211		8.2	-0.4	0.1	-0.5	0.6	-0.1
Line-haul railroads.....	482111		8.2	-0.4	0.1	-0.5	0.6	-0.1
Primary services.....		482111-P	8.2	-0.4	0.1	-0.5	0.6	-0.1
Freight rail transportation.....		482111-4	8.4	-0.4	0.1	-0.6	0.6	-0.1
Carload freight rail transportation.....		482111-411	7.2	0.5	-0.2	-0.4	0.0	0.6
Intermodal freight rail transportation.....		482111-412	12.9	-3.5	1.4	-1.2	3.1	-2.4
Passenger rail transportation.....		482111-5	2.1	0.0	0.0	0.0	0.0	0.0
Coach service class.....		482111-506	3.0	0.0	0.0	0.0	0.0	0.0
All other service classes.....		482111-507	0.9	0.0	0.0	0.0	0.0	0.0
Water transportation.....	483		26.8	1.8	1.1	-0.2	1.4	0.7
Deep sea freight transportation.....	483111		30.0	3.1	2.0	-0.5	1.4	0.6
Primary services.....		483111-P	30.0	3.2	2.0	-0.5	1.4	0.6
Deep sea freight transportation services.....		483111-5	30.0	3.2	2.0	-0.5	1.4	0.6
Coastal and Great Lakes freight transport.....	483113		26.0	0.6	0.2	0.2	1.4	1.1
Primary services.....		483113-P	25.9	0.6	0.2	0.2	1.5	0.7
Coastal and intercoastal freight transportation.....		483113-1	33.5	0.9	0.6	0.4	1.8	0.4
Great Lakes - St. Lawrence Seaway freight transportation.....		483113-2	16.0	-2.5	-0.7	0.3	2.8	-0.2
Coastal and intercoastal towing transportation.....		483113-3	11.3	1.6	-0.5	-0.2	-0.3	2.5
Inland water transportation.....	4832		15.9	-0.9	-0.7	0.4	0.9	0.1
Inland water transportation.....	48321		15.9	-0.9	-0.7	0.4	0.9	0.1
Inland water freight transportation.....	483211		15.9	-0.9	-0.7	0.4	0.9	0.1
Primary services.....		483211-P	16.0	-1.0	-0.8	0.4	1.0	0.1
Inland water freight transportation services.....		483211-3	16.0	-1.0	-0.8	0.4	1.0	0.1
Truck transportation.....	484		8.0	-1.6	-0.9	-0.1	0.2	-1.7
General freight trucking.....	4841		5.4	-1.9	-1.0	-0.2	0.0	-1.9
General freight trucking, local.....	48411		6.7	-0.7	0.1	0.2	0.0	-6.8
General freight trucking, local.....	484110		6.7	-0.7	0.1	0.2	0.0	-6.8
Primary services.....		484110-P	3.5	-0.3	-0.2	0.1	0.0	-9.0
General freight trucking services, local.....		484110-1	3.5	-0.3	-0.2	0.1	0.0	-9.0
General freight trucking, local, truckload.....		484110-15	1.7	0.0	-0.4	0.0	0.0	-11.9
General freight trucking, local, less than truckload.....		484110-16	8.8	-1.3	0.5	0.4	-0.1	-0.5
Other receipts.....		484110-SM	-	-1.9	0.9	0.4	0.2	-
General freight trucking, long-distance.....	48412		5.2	-2.1	-1.3	-0.3	0.0	-0.9
General freight trucking, long-distance TL.....	484121		4.2	-1.9	-2.0	0.6	-0.9	0.1
Primary services.....		484121-P	3.1	-4.2	-1.1	-1.7	1.0	0.5
General freight trucking, long-distance, truckload.....		484121-2	3.1	-4.2	-1.1	-1.7	1.0	0.5
General freight trucking, long-distance LTL.....	484122		7.6	-2.6	0.3	-2.3	2.1	-3.2
Primary services.....		484122-P	7.6	-2.6	0.3	-2.3	2.1	-3.2
General freight trucking, long-distance less than truckload.....		484122-1	7.6	-2.6	0.3	-2.3	2.1	-3.2
Specialized freight trucking.....	4842		15.3	-0.8	-0.4	0.2	0.8	-1.1
Used household and office goods moving.....	48421		8.0	-2.0	-2.3	-1.2	-0.5	-0.2
Used household and office goods moving.....	484210		8.0	-2.0	-2.3	-1.2	-0.5	-0.2
Primary services.....		484210-P	8.0	-2.0	-2.3	-1.2	-0.5	-0.2
Used household and office goods moving, except local.....		484210-2	10.6	-3.2	-2.0	-1.8	0.7	-0.3
Residential moving services, except local.....		484210-21	10.8	-4.1	-1.7	-2.1	0.3	-0.4

See footnotes at end of table.

Table 12. Producer price index percentage changes for the net output of selected industries and their products, not seasonally adjusted — Continued
 [December 2022]

Title ¹	Industry code	Product code	Unadjusted 12-month percent change ²	Unadjusted 1-month percent change ²				
				Dec. 2021 to Dec. 2022 ^P	July to Aug.	Aug. to Sept. ^P	Sept. to Oct. ^P	Oct. to Nov. ^P
Used household and office goods moving - Continued								
Commercial and other goods moving services, except local.....		484210-22	10.0	0.0	-2.7	-0.5	1.6	0.0
Used household and office goods moving, local.....		484210-4	2.4	0.7	-3.1	0.0	-3.3	0.0
Residential moving services, local.....		484210-41	2.4	0.0	-3.9	0.0	-2.4	0.0
Commercial and other goods moving services, local.....		484210-42	2.4	3.0	-0.5	0.0	-6.0	0.0
Specialized freight (except used) trucking, local.....	48422		20.5	0.1	0.1	0.8	0.8	-0.7
Specialized freight (except used goods) trucking, local.....	484220		20.5	0.1	0.1	0.8	0.8	-0.7
Primary services.....		484220-P	19.8	0.1	0.1	0.9	0.9	-0.7
Specialized freight (except used goods) trucking, local.....		484220-6	19.8	0.1	0.1	0.9	0.9	-0.7
Local hazardous materials trucking (except waste).....		484220-601	10.2	-1.0	0.0	0.0	0.0	-4.3
Local agricultural products trucking without storage.....		484220-602	15.6	-1.6	0.7	2.0	0.0	0.0
Dump trucking.....		484220-603	31.6	1.1	0.0	1.3	1.9	0.0
Local specialized trucking without storage.....		484220-604	8.6	0.0	0.0	0.0	0.0	0.0
Specialized freight (except used) trucking, long-distance.....	48423		13.2	-1.2	-0.2	0.0	1.2	-1.8
Specialized freight (except used goods) trucking, long-distance.....	484230		13.2	-1.2	-0.2	0.0	1.2	-1.8
Primary services.....		484230-P	14.0	-1.3	-0.2	0.1	1.3	-1.9
Specialized freight (except used goods) trucking, long-distance.....		484230-6	14.0	-1.3	-0.2	0.1	1.3	-1.9
Agricultural products trucking, long-distance.....		484230-602	21.6	-2.6	2.0	0.4	0.9	-1.5
All other specialized trucking, long-distance.....		484230-603	12.9	-1.2	-0.6	0.1	1.3	-2.0
Pipeline Transportation.....	486		-	0.0	1.3	0.1	0.0	-0.6
Pipeline transportation of crude oil.....	4861		7.6	0.0	0.0	0.3	-0.1	0.0
Pipeline transportation of crude oil.....	48611		7.6	0.0	0.0	0.3	-0.1	0.0
Pipeline transportation of crude oil.....	486110		7.6	0.0	0.0	0.3	-0.1	0.0
Primary services.....		486110-P	7.6	0.0	0.0	0.3	-0.1	0.0
Pipeline transportation of crude oil.....		486110-3	7.6	0.0	0.0	0.3	-0.1	0.0
Trans-Alaskan Pipeline System transportation.....		486110-311	-9.2	0.0	0.0	0.0	-1.6	0.0
Pipeline transportation of crude petroleum, except on the Trans-Alaskan Pipeline System.....		486110-312	8.8	0.0	0.0	0.4	0.0	0.0
Pipeline transportation of natural gas.....	4862		-	0.0	4.9	-0.2	0.0	-2.0
Pipeline transportation of natural gas.....	48621		-	0.0	4.9	-0.2	0.0	-2.0
Pipeline transportation of natural gas.....	486210		-	0.0	4.9	-0.2	0.0	-2.0
Primary services.....		486210-P	-	0.0	4.9	-0.2	0.0	-2.0
Pipeline transportation of natural gas services.....		486210-1	-	0.0	4.9	-0.2	0.0	-2.0
Other pipeline transportation.....	4869		7.8	0.0	0.0	0.0	0.1	0.0
Pipeline transportation of refined petroleum products.....	48691		7.8	0.0	0.0	0.0	0.1	0.0
Refined petroleum product pipeline transport.....	486910		7.8	0.0	0.0	0.0	0.1	0.0
Primary services.....		486910-P	7.8	0.0	0.0	0.0	0.1	0.0
Pipeline transportation of refined petroleum products.....		486910-1	7.8	0.0	0.0	0.0	0.1	0.0
Transportation support activities.....	488		-8.5	1.3	-5.0	2.5	-5.3	0.4
Air transportation support activities.....	4881		3.3	0.1	-1.4	0.4	0.1	-0.3
Airport operations.....	48811		2.2	0.6	-2.4	0.4	0.0	0.0
Other airport operations.....	488119		2.2	0.6	-2.4	0.4	0.0	0.0
Primary services.....		488119-P	2.2	0.6	-2.4	0.4	0.0	0.0
Aeronautical services.....		488119-5	-3.1	0.4	-0.6	1.0	-0.2	0.0
Landing fees.....		488119-501	-9.5	-0.1	0.0	-0.1	-0.8	-0.1
Terminal rental.....		488119-502	5.2	1.3	-1.9	3.0	0.0	0.0
Other aeronautical services.....		488119-503	-5.0	0.0	0.0	0.3	0.0	0.0
Non-aeronautical services.....		488119-6	13.5	1.1	-5.4	-0.6	0.3	0.0
Airport parking.....		488119-601	7.6	0.0	0.0	0.6	2.4	0.0
Lease space for rental cars.....		488119-602	25.2	4.0	-16.5	-5.8	-4.7	0.0
Lease space for concessions.....		488119-603	32.9	-0.1	-3.8	3.3	2.9	0.0
Other non-aeronautical services.....		488119-604	1.3	0.0	0.0	0.9	0.0	0.0
Other air transportation support activities.....	48819		4.8	-0.8	0.1	0.4	0.2	-0.7
Other support activities for air transport.....	488190		4.8	-0.8	0.1	0.4	0.2	-0.7
Primary services.....		488190-P	4.7	-0.8	0.1	0.4	0.0	-0.5
Other air transportation support activities.....		488190-5	4.7	-0.8	0.1	0.4	0.0	-0.5
Water transportation support activities.....	4883		3.1	0.2	-0.2	0.7	0.4	0.1
Port and harbor operations.....	48831		4.9	1.2	-0.7	0.9	1.7	0.5

See footnotes at end of table.

Table 12. Producer price index percentage changes for the net output of selected industries and their products, not seasonally adjusted — Continued
 [December 2022]

Title ¹	Industry code	Product code	Unadjusted 12-month percent change ²	Unadjusted 1-month percent change ²				
				Dec. 2021 to Dec. 2022 ^P	July to Aug.	Aug. to Sept. ^P	Sept. to Oct. ^P	Oct. to Nov. ^P
Port and harbor operations - Continued								
Port and harbor operations.....	488310		4.9	1.2	-0.7	0.9	1.7	0.5
Primary services.....		488310-P	4.9	1.2	-0.8	0.9	1.7	0.5
Port and harbor services.....		488310-1	4.9	1.2	-0.8	0.9	1.7	0.5
Marine cargo handling.....	48832		0.7	0.0	0.0	0.4	0.0	0.0
Marine cargo handling.....	488320		0.7	0.0	0.0	0.4	0.0	0.0
Primary services.....		488320-P	0.7	0.0	0.0	0.5	0.0	0.0
Movement of containers.....		488320-8	0.9	0.0	0.1	0.5	0.0	0.0
Other marine cargo handling.....		488320-9	-0.7	-0.4	-0.7	-0.2	0.0	0.0
Navigational services to shipping.....	48833		8.8	-0.3	-0.3	1.5	0.1	-0.1
Navigational services to shipping.....	488330		8.8	-0.3	-0.3	1.5	0.1	-0.1
Primary services.....		488330-P	9.0	-0.3	-0.3	1.6	0.1	-0.1
Navigational services to shipping and salvage.....		488330-1	9.0	-0.3	-0.3	1.6	0.1	-0.1
Freight transportation arrangement.....	4885		-18.7	2.5	-8.9	4.6	-10.8	1.0
Freight transportation arrangement.....	48851		-18.7	2.5	-8.9	4.6	-10.8	1.0
Freight transportation arrangement.....	488510		-18.7	2.5	-8.9	4.6	-10.8	1.0
Primary services.....		488510-P	-19.2	2.6	-9.1	4.7	-11.1	1.0
Freight forwarding.....		488510-1	-1.2	-0.2	-0.1	0.0	-3.4	0.0
Arrangement of freight and cargo n.e.c.....		488510-2	-27.9	4.2	-14.0	7.7	-15.6	1.7
U.S. Postal Service.....	491		4.8	0.0	0.0	0.9	0.0	0.0
U.S. Postal Service.....	4911		4.8	0.0	0.0	0.9	0.0	0.0
U.S. Postal Service.....	49111		4.8	0.0	0.0	0.9	0.0	0.0
U.S. Postal Service.....	491110		4.8	0.0	0.0	0.9	0.0	0.0
Primary services.....		491110-P	4.8	0.0	0.0	0.9	0.0	0.0
Mailing services (market dominant services).....		491110-7	6.2	0.0	0.0	0.1	0.0	0.0
First class mail.....		491110-71	5.8	0.0	0.0	0.2	0.0	0.0
Retail letters.....		491110-711	3.8	0.0	0.0	0.0	0.0	0.0
Commercial letters.....		491110-712	6.6	0.0	0.0	0.0	0.0	0.0
Retail and commercial flats.....		491110-713	8.8	0.0	0.0	0.0	0.0	0.0
Other first class mail and fees.....		491110-714	6.0	0.0	0.0	2.3	0.0	0.0
Periodicals mail.....		491110-72	8.4	0.0	0.0	0.0	0.0	0.0
Outside county.....		491110-721	8.5	0.0	0.0	0.0	0.0	0.0
Other periodicals mail and fees.....		491110-722	6.2	0.0	0.0	0.0	0.0	0.0
Standard class mail.....		491110-73	6.5	0.0	0.0	0.0	0.0	0.0
High density and saturation flats and parcels.....		491110-731	5.6	0.0	0.0	0.0	0.0	0.0
Carrier route basic mail.....		491110-732	7.3	0.0	0.0	0.0	0.0	0.0
Bulk letters.....		491110-733	5.9	0.0	0.0	0.0	0.0	0.0
Bulk flats.....		491110-734	6.9	0.0	0.0	0.0	0.0	0.0
Other standard mail and fees.....		491110-735	9.1	0.0	0.0	0.0	0.0	0.0
Package services mail.....		491110-74	7.9	0.0	0.0	0.0	0.0	0.0
Special services and fees.....		491110-75	6.9	0.0	0.0	0.0	0.0	0.0
Shipping services (competitive services).....		491110-8	-0.2	0.0	0.0	3.9	0.0	0.0
Domestic priority mail.....		491110-81	-0.4	0.0	0.0	5.9	0.0	0.0
Other shipping services and shipping special services & fees.....		491110-82	0.1	0.0	0.0	1.9	0.0	0.0
Couriers and messengers.....	492		9.8	-1.1	0.1	-0.4	0.7	-1.2
Couriers and express delivery services.....	4921		9.8	-1.1	0.1	-0.4	0.6	-1.3
Couriers and express delivery services.....	49211		9.8	-1.1	0.1	-0.4	0.6	-1.3
Couriers and express delivery services.....	492110		9.8	-1.1	0.1	-0.4	0.6	-1.3
Primary services.....		492110-P	9.7	-1.1	0.1	-0.4	0.6	-1.3
Standard courier services.....		492110-1	8.7	-0.5	0.0	-0.2	0.4	-0.3
Expedited courier services.....		492110-2	12.0	-2.4	0.3	-0.6	1.0	-3.2
Domestic expedited courier services.....		492110-201	13.1	-2.4	0.3	-0.6	1.0	-3.2
International expedited courier services.....		492110-202	9.2	-2.3	0.3	-0.6	1.0	-3.2
Local messengers and local delivery.....	4922		9.8	-0.5	0.2	0.1	2.0	0.7
Local messengers and local delivery.....	49221		9.8	-0.5	0.2	0.1	2.0	0.7
Local messengers and local delivery.....	492210		9.8	-0.5	0.2	0.1	2.0	0.7
Primary services.....		492210-P	9.8	-0.5	0.2	0.1	2.0	0.7
Local messengers and local delivery services.....		492210-1	9.8	-0.5	0.2	0.1	2.0	0.7

See footnotes at end of table.

Table 12. Producer price index percentage changes for the net output of selected industries and their products, not seasonally adjusted — Continued
 [December 2022]

Title ¹	Industry code	Product code	Unadjusted 12-month percent change ²	Unadjusted 1-month percent change ²				
				Dec. 2021 to Dec. 2022 ^P	July to Aug.	Aug. to Sept. ^P	Sept. to Oct. ^P	Oct. to Nov. ^P
Local messengers and local delivery - Continued								
Warehousing and storage.....	493		4.6	-4.7	1.5	-1.3	0.1	-0.7
Warehousing and storage.....	4931		4.6	-4.7	1.5	-1.3	0.1	-0.7
General warehousing and storage.....	49311		3.4	-6.5	1.8	-1.5	0.2	-1.2
General warehousing and storage.....	493110		3.4	-6.5	1.8	-1.5	0.2	-1.2
Primary services.....		493110-P	3.4	-6.5	1.8	-1.5	0.2	-1.2
General warehousing and storage services.....		493110-1	3.4	-6.5	1.8	-1.5	0.2	-1.2
Refrigerated warehousing and storage.....	49312		8.9	2.0	0.2	-0.3	0.0	1.0
Refrigerated warehousing and storage.....	493120		8.9	2.0	0.2	-0.3	0.0	1.0
Primary services.....		493120-P	8.9	2.0	0.2	-0.3	0.0	1.0
Warehousing and storage of refrigerated goods.....		493120-2	8.9	2.0	0.2	-0.3	0.0	1.0
Farm product warehousing and storage.....	49313		8.7	1.6	1.1	0.0	0.0	0.0
Farm product warehousing and storage.....	493130		8.7	1.6	1.1	0.0	0.0	0.0
Primary services.....		493130-P	8.5	1.8	1.1	0.0	0.0	0.0
Farm product warehousing and storage services.....		493130-1	8.5	1.8	1.1	0.0	0.0	0.0
Publishing industries, except Internet.....	511		1.0	-0.4	0.9	-0.4	-1.4	0.6
Newspaper, book, and directory publishers.....	5111		3.3	0.2	1.0	0.3	-1.2	0.9
Newspaper publishers.....	51111		4.5	-0.7	4.2	0.7	-0.7	1.7
Newspaper publishers.....	511110		4.5	-0.7	4.2	0.7	-0.7	1.7
Primary services.....		511110-P	4.5	-0.7	4.2	0.7	-0.7	1.7
Newspaper advertising sales.....		511110-5	-0.2	0.4	-1.3	1.3	-0.8	2.2
Newspaper advertising sales, print only.....		511110-51	-0.9	0.5	-1.5	1.5	-0.9	2.7
Newspaper advertising sales, digital only and print and digital bundled.....		511110-52	3.5	0.0	0.0	0.0	0.0	0.0
Newspaper subscription and single copy sales.....		511110-6	10.4	-2.0	11.1	0.0	-0.5	1.1
Newspaper subscriptions, print only.....		511110-61	10.2	-2.3	12.4	0.0	-0.6	1.3
Newspaper subscriptions, online only and print and online bundled.....		511110-62	12.6	0.3	0.3	0.3	0.3	0.1
Periodical publishers.....	51112		-1.3	0.5	0.0	-1.1	-2.8	0.0
Periodical publishers.....	511120		-1.3	0.5	0.0	-1.1	-2.8	0.0
Primary services.....		511120-P	-1.5	0.0	0.0	0.0	-2.7	0.0
Periodicals, advertising sales.....		511120-2	1.9	0.0	0.0	0.0	0.0	0.0
Specialized business and professional periodicals, advertising sales.....		511120-21	4.2	0.0	0.0	0.0	0.0	0.0
General and consumer periodicals, advertising sales.....		511120-22	1.5	0.0	0.0	0.0	0.0	0.0
Periodicals, subscriptions and single copy sales.....		511120-5	-7.5	0.0	0.0	0.0	-7.6	0.0
Specialized business and professional periodicals, subscriptions and single copy sales.....		511120-51	0.8	0.0	0.0	0.0	0.6	0.0
General and consumer periodicals, subscriptions and single copy sales.....		511120-52	-10.5	0.0	0.0	0.0	-10.5	0.0
Book publishers.....	51113		6.3	0.1	-0.9	1.3	-0.6	1.3
Book publishers.....	511130		6.3	0.1	-0.9	1.3	-0.6	1.3
Primary services.....		511130-P	6.7	0.1	-0.9	1.4	-0.6	1.3
Print book publishing.....		511130-F	7.2	-0.3	-0.6	1.7	-1.1	1.2
General adult and juvenile book publishing.....		511130-F1	0.2	1.1	-0.7	-0.3	0.8	-0.8
General adult book publishing.....		511130-F11	-0.5	1.4	-0.9	-0.3	1.1	-0.4
Juvenile book publishing.....		511130-F12	2.3	0.2	0.0	-0.1	0.0	-1.7
Textbook publishing, including teachers' editions and workbooks.....		511130-F2	10.6	-1.8	-1.2	4.4	-2.8	4.5
College textbook publishing.....		511130-F21	8.0	-5.6	-3.8	1.8	-9.6	16.4
Elementary and high school textbook publishing.....		511130-F22	11.8	0.0	0.0	5.6	0.0	0.0
Technical, scientific, and professional book publishing.....		511130-F3	8.2	0.0	0.0	0.0	0.0	0.0
General reference book publishing.....		511130-F4	-2.5	2.2	0.1	2.0	-3.9	1.1
Religious book publishing.....		511130-F5	9.7	0.8	-2.3	4.7	-3.7	-0.8
Digital book publishing.....		511130-G	4.3	2.2	-2.4	-0.1	1.5	1.7
Ebook publishing.....		511130-G1	0.9	1.4	-2.4	-1.8	-1.3	3.1
Other digital book publishing.....		511130-G2	11.4	3.8	-2.5	3.4	7.1	-0.8
Other receipts.....		511130-SM	-	0.0	-	-	-	-
Directory and mailing list publishers.....	51114		3.0	0.6	0.1	0.2	-0.6	0.2
Directory and mailing list publishers.....	511140		3.0	0.6	0.1	0.2	-0.6	0.2
Primary services.....		511140-P	2.9	0.6	0.1	0.2	-0.7	0.2
Directory and mailing list publishing - advertising sales incl. telephone directory listings.....		511140-1	0.1	0.0	0.0	0.0	0.0	0.0
Directory and mailing list publishing - subscription, content, and licensing sales.....		511140-5	14.7	3.0	0.2	0.7	-3.0	1.1

See footnotes at end of table.

Table 12. Producer price index percentage changes for the net output of selected industries and their products, not seasonally adjusted — Continued
 [December 2022]

Title ¹	Industry code	Product code	Unadjusted 12-month percent change ²	Unadjusted 1-month percent change ²				
			Dec. 2021 to Dec. 2022 ^P	July to Aug.	Aug. to Sept. ^P	Sept. to Oct. ^P	Oct. to Nov. ^P	Nov. to Dec. ^P
Directory and mailing list publishers - Continued								
Other publishers.....	51119		5.4	4.0	1.1	-0.1	0.1	0.1
Greeting card publishers.....	511191		7.5	6.0	1.4	-0.2	0.1	0.1
Primary services.....		511191-P	8.2	6.5	1.5	-0.2	0.1	0.1
Greeting card publishing.....		511191-3	8.2	6.5	1.5	-0.2	0.1	0.1
All other publishers.....	511199		-0.1	-1.3	0.2	0.0	0.1	0.1
Primary services.....		511199-P	-0.3	-1.4	0.3	0.0	0.1	0.1
All other publishing including yearbooks, art prints, patterns, and trading cards.....		511199-6	-0.3	-1.4	0.3	0.0	0.1	0.1
Other receipts.....		511199-SM	-	0.0	0.0	0.0	0.0	-
Software publishers.....	5112		-0.6	-0.7	0.9	-0.9	-1.5	0.3
Software publishers.....	51121		-0.6	-0.7	0.9	-0.9	-1.5	0.3
Software publishers.....	511210		-0.6	-0.7	0.9	-0.9	-1.5	0.3
Primary services.....		511210-P	-1.0	-0.9	1.0	-1.1	-1.8	0.4
Software publishing, except games.....		511210-5	-2.0	-1.0	1.2	-1.2	-1.7	0.4
System & application software publishing, excluding maintenance, tech support & games.....		511210-505	-	-1.2	1.5	-0.7	-2.0	0.5
System software publishing.....		511210-50501	-	-0.1	-0.3	-0.5	-1.1	0.5
Application software publishing.....		511210-50502	-2.5	-1.8	2.4	-0.8	-2.4	0.4
Desktop and portable device application software publishing.....		511210-505021	2.8	-0.3	6.0	-2.7	-2.0	1.0
Other application software publishing.....		511210-505022	-6.6	-2.9	-0.6	0.8	-2.8	0.0
Software maintenance, technical support, and other services related to software publishing.....		511210-506	-0.3	0.0	0.1	-3.5	-0.3	-0.1
Game software publishing.....		511210-7	20.6	0.1	-2.2	1.1	-2.7	1.0
Other receipts.....		511210-SM	-	0.1	0.2	-0.2	-0.3	-
Broadcasting, except Internet.....	515		3.2	-1.3	0.5	4.0	1.0	-0.3
Radio and television broadcasting.....	5151		8.9	3.3	3.3	9.5	-3.4	-1.0
Radio broadcasting.....	51511		-3.7	-0.8	3.8	-1.2	1.6	-2.7
Radio broadcasting.....	515110		-3.7	-0.8	3.7	-1.2	1.6	-2.7
Primary services.....		515110-P	-4.1	-0.9	4.1	-1.3	1.8	-2.9
Radio station services.....		515110-1	-5.4	-1.2	5.5	-1.7	2.4	-3.9
Radio station advertising sales.....		515110-101	-6.3	-1.4	6.5	-2.0	2.8	-4.5
Radio station advertising sales, local.....		515110-10101	-5.3	-2.9	6.7	-2.4	2.7	-2.3
Radio station advertising sales, national and regional.....		515110-10102	-9.2	2.9	6.2	-0.7	3.1	-10.5
Other radio station services.....		515110-102	0.0	0.0	0.0	0.0	0.0	0.0
Radio network and national syndication services.....		515110-2	-0.1	0.0	0.0	0.0	0.0	0.0
Other receipts.....		515110-SM	0.7	0.0	0.0	0.0	0.0	0.0
Television broadcasting.....	51512		12.0	4.2	3.4	13.3	-5.4	-0.5
Television broadcasting.....	515120		12.0	4.2	3.4	13.3	-5.4	-0.5
Primary services.....		515120-P	2.5	0.3	4.3	11.1	-6.5	-0.6
Television advertising sales.....		515120-3	3.0	0.3	5.3	13.5	-7.6	-0.7
Other television broadcasting services.....		515120-4	0.0	0.0	0.0	0.0	0.0	0.0
Other receipts.....		515120-SM	71.2	24.4	-1.1	21.0	0.0	0.0
Cable and other subscription programming.....	5152		0.3	-3.6	-0.9	1.1	3.5	0.1
Cable and other subscription programming.....	51521		0.3	-3.6	-0.9	1.1	3.5	0.1
Cable and other subscription programming.....	515210		0.3	-3.6	-0.9	1.1	3.5	0.1
Primary services.....		515210-P	0.3	-3.6	-0.9	1.1	3.5	0.1
Cable network advertising services.....		515210-1	-9.2	-12.9	-3.4	4.4	13.1	0.5
Cable network programming services.....		515210-2	4.9	0.3	0.0	0.0	0.0	0.0
Telecommunications.....	517		3.6	0.6	0.7	0.4	0.0	0.0
Wired and wireless telecommunications carriers.....	5173		3.6	0.6	0.7	0.4	0.0	0.0
Wired and wireless telecommunications carriers.....	51731		3.6	0.6	0.7	0.4	0.0	0.0
Wired telecommunications carriers.....	517311		4.4	0.3	1.1	0.6	0.0	0.0
Primary products.....		517311-P	4.4	0.3	1.1	0.6	0.0	0.0
Local telephone service, except private lines.....		517311-1	2.7	1.0	0.9	0.0	-0.1	0.0
Residence local telephone service.....		517311-111	3.1	1.0	1.6	0.4	0.0	0.0
Business and other local telephone service.....		517311-112	2.1	1.0	-0.2	-0.6	-0.2	0.1
Public switched toll service.....		517311-2	5.1	-0.1	2.8	1.1	0.5	0.4
Residence switched toll service.....		517311-21	6.6	0.0	4.0	0.5	0.1	0.1
Business switched toll and other toll service.....		517311-22	2.8	-0.2	0.9	2.0	1.1	1.0

See footnotes at end of table.

Table 12. Producer price index percentage changes for the net output of selected industries and their products, not seasonally adjusted — Continued
 [December 2022]

Title ¹	Industry code	Product code	Unadjusted 12-month percent change ²	Unadjusted 1-month percent change ²				
				Dec. 2021 to Dec. 2022 ^P	July to Aug.	Aug. to Sept. ^P	Sept. to Oct. ^P	Oct. to Nov. ^P
Wired telecommunications carriers - Continued								
Private line telephone service.....		517311-3	1.2	0.1	-0.1	-0.2	0.1	0.2
All-distance telephone service.....		517311-4	0.1	0.1	0.0	0.0	0.2	-0.2
Residential all-distance telephone service.....		517311-401	—	0.0	0.2	0.2	-0.1	0.2
Business all-distance telephone service.....		517311-402	—	0.2	-0.2	-0.2	0.4	-0.5
Video programming distribution.....		517311-5	7.6	-0.4	0.3	0.3	0.7	0.5
Video programming subscriber services.....		517311-501	8.1	-0.4	0.4	0.3	0.8	0.5
Advertising services.....		517311-502	0.0	0.0	0.0	0.0	0.0	0.0
Internet access services.....		517311-6	-1.9	-0.3	0.2	-0.2	-0.7	-0.3
Residential Internet access services.....		517311-601	-1.5	-0.7	0.4	-0.4	0.3	-0.1
Business Internet access services.....		517311-602	-2.3	0.2	0.0	0.1	-1.5	-0.5
Bundled access services.....		517311-7	5.5	0.4	1.7	1.2	-0.3	-0.2
Other wired telecommunications services.....		517311-9	0.0	-0.1	0.0	0.0	0.0	0.0
Wireless telecommunications carriers.....	517312		2.0	1.4	0.0	0.0	0.0	0.0
Primary services.....		517312-P	2.0	1.4	0.0	0.0	0.0	0.0
Wireless telecommunications services.....		517312-1	2.0	1.4	0.0	0.0	0.0	0.0
Data processing and related services.....	5182		1.2	-0.1	-0.1	0.1	0.0	0.0
Data processing and related services.....	51821		1.2	-0.1	-0.1	0.1	0.0	0.0
Data processing, hosting and related services.....	518210		1.2	-0.1	-0.1	0.1	0.0	0.0
Primary services.....		518210-P	-1.3	-0.1	-0.2	0.1	0.0	0.0
Business process management services.....		518210-1	0.2	0.0	0.0	0.0	0.1	0.0
Data management, information transformation, and related services.....		518210-4	0.2	0.0	0.0	0.0	0.0	0.0
Hosting, ASP, and other IT infrastructure provisioning services.....		518210-5	-2.6	-0.2	-0.3	0.3	0.0	0.1
Other receipts.....		518210-SM	7.7	0.0	0.0	0.0	0.0	0.0
Internet publishing and web search portals.....	519130		-1.3	0.8	0.1	1.4	0.3	-0.2
Primary services.....		519130-P	1.5	0.9	0.1	2.2	0.3	-0.2
Internet publishing and web search portals - advertising sales.....		519130-1	1.5	2.6	0.2	4.6	0.6	0.0
Internet publishing and web search portals - subscription, content access, and licensing sales.....		519130-2	1.5	-0.4	0.0	0.2	0.0	-0.4
Depository credit intermediation.....	5221		25.1	5.6	3.4	0.2	6.0	1.3
Commercial banking.....	52211		26.7	6.0	3.7	0.4	6.5	1.3
Commercial banking.....	522110		26.7	6.0	3.7	0.4	6.5	1.3
Primary services.....		522110-P	26.7	6.0	3.7	0.4	6.5	1.3
Loan services.....		522110-1	35.2	9.6	3.5	0.4	9.6	-3.8
Residential real estate loans, except home equity.....		522110-101	-10.3	4.3	-2.3	0.8	2.3	-12.8
Nonresidential real estate loans.....		522110-102	78.6	15.0	7.5	0.8	15.7	-0.5
Home equity loans.....		522110-103	29.0	7.8	4.4	-4.8	8.5	0.8
Commercial, industrial, and agricultural loans, except real estate.....		522110-105	64.8	12.3	6.1	2.3	12.3	-2.7
New and used auto and truck loans.....		522110-106	-8.1	5.3	-1.3	-2.4	12.3	-17.9
Credit cards, overdraft credit, and related plans.....		522110-107	16.4	6.6	2.3	-0.3	4.5	-0.5
Other loan services.....		522110-108	7.0	3.9	-1.4	-1.1	0.8	-2.5
Deposit services.....		522110-2	15.4	-0.7	4.9	0.3	-0.5	16.8
Demand deposits.....		522110-201	13.8	-0.5	2.7	0.4	0.5	13.6
Time and other deposits.....		522110-202	16.6	-0.9	6.6	0.3	-1.2	19.3
Trust services.....		522110-3	-12.3	-9.3	0.2	0.0	-5.4	0.0
Other banking services.....		522110-4	-1.3	-0.6	-0.2	0.0	0.0	0.0
Savings institutions.....	52212		3.5	0.6	-1.5	-2.1	-0.3	1.9
Savings institutions.....	522120		3.5	0.6	-1.5	-2.1	-0.3	1.9
Primary services.....		522120-P	3.5	0.6	-1.5	-2.1	-0.3	1.9
Loan services.....		522120-1	4.5	2.8	-0.5	0.0	2.6	-4.0
Residential real estate loans, except home equity.....		522120-101	-9.0	1.7	-2.5	-0.8	-0.3	-5.0
Nonresidential real estate loans.....		522120-102	20.8	4.0	0.6	0.9	8.8	-6.6
Home equity loans.....		522120-103	35.0	3.9	5.2	-0.8	7.1	-5.6
Commercial, industrial, and agricultural loans, except real estate.....		522120-105	49.2	7.5	5.7	4.5	3.8	6.3
New and used auto and truck loans.....		522120-106	2.3	2.0	0.1	-2.6	4.4	-0.2
Credit cards, overdraft credit, and related plans.....		522120-109	20.1	5.4	0.6	0.4	6.6	-3.3
Other loan services.....		522120-111	6.9	1.6	0.0	1.6	-1.4	-0.9
Deposit services.....		522120-2	1.7	-2.8	-3.4	-5.7	-5.5	13.3
Demand deposits.....		522120-201	21.9	3.1	-1.3	1.1	-1.0	16.6
Time and other deposits.....		522120-202	-2.8	-4.1	-3.9	-7.3	-6.6	12.4
Trusts and other banking services.....		522120-3	6.8	0.0	4.4	0.0	0.0	0.0
Security, commodity contracts and like activity.....	523		1.3	4.4	1.1	1.4	5.4	-0.8

See footnotes at end of table.

Table 12. Producer price index percentage changes for the net output of selected industries and their products, not seasonally adjusted — Continued
 [December 2022]

Title ¹	Industry code	Product code	Unadjusted 12-month percent change ²	Unadjusted 1-month percent change ²				
				Dec. 2021 to Dec. 2022 ^P	July to Aug.	Aug. to Sept. ^P	Sept. to Oct. ^P	Oct. to Nov. ^P
Security, commodity contracts and like activity - Continued								
Securities and commodity contracts intermediation and brokerage.....	5231		34.4	7.0	1.2	7.7	11.4	-1.0
Investment banking and securities dealing.....	52311		26.8	5.5	2.0	8.3	10.4	-2.7
Investment banking and securities dealing.....	523110		26.8	5.5	2.0	8.3	10.4	-2.7
Primary services.....		523110-P	26.8	5.5	2.0	8.3	10.4	-2.7
Dealer transactions.....		523110-2	-25.3	-0.9	-4.1	8.1	6.0	-7.9
Dealer transactions, equity securities.....		523110-201	-36.2	-0.8	-3.4	13.1	6.9	-11.2
Dealer transactions, debt securities and all other trading.....		523110-202	11.4	-0.9	-5.3	-1.1	4.0	-0.6
Investment banking services.....		523110-3	-12.1	-5.0	5.8	0.1	-0.5	-2.6
Other securities dealing services.....		523110-4	4,831.9	49.6	-0.3	27.2	33.2	0.3
Securities brokerage.....	52312		49.2	9.8	0.0	6.5	13.3	1.9
Securities brokerage.....	523120		49.2	9.8	0.0	6.5	13.3	1.9
Primary services.....		523120-P	49.2	9.8	0.0	6.5	13.3	1.9
Brokerage services.....		523120-1	0.4	-0.3	0.1	-1.3	0.0	8.1
Brokerage services, equities and ETFs.....		523120-101	0.8	-0.6	0.2	-2.0	0.0	13.3
Brokerage services, all other securities.....		523120-102	-0.4	0.0	0.0	-0.1	0.0	0.0
Other securities related services including margin lending and mutual fund sales.....		523120-4	78.4	14.6	-0.1	9.7	18.1	0.0
Portfolio management.....	52392		-14.1	2.2	1.6	-1.7	1.3	-1.0
Portfolio management.....	523920		-14.1	2.2	1.6	-1.7	1.3	-1.0
Primary services.....		523920-P	-14.1	2.2	1.6	-1.7	1.3	-1.0
Mutual fund and exchange traded fund management.....		523920-1	-18.1	4.0	4.4	-1.3	2.0	-3.3
Management of equity funds.....		523920-101	-25.1	6.4	7.7	-1.4	3.3	-6.0
Management of bond funds.....		523920-102	-8.9	1.3	-1.0	-1.8	-0.3	2.0
Management of other funds.....		523920-103	-0.6	0.1	0.2	-0.3	0.2	0.2
Private portfolio management.....		523920-2	-10.6	0.9	-0.6	-2.1	0.6	0.9
Management of equity private portfolios.....		523920-201	-19.3	1.8	-1.1	-6.4	1.6	1.9
Management of bond private portfolios.....		523920-202	-3.1	0.3	-0.3	-0.9	-0.2	0.2
Management of other private portfolios.....		523920-203	0.4	-0.1	0.1	4.1	-0.1	0.0
Investment advice.....	52393		-17.3	7.4	-3.1	-7.8	1.9	2.4
Investment advice.....	523930		-17.3	7.4	-3.1	-7.8	1.9	2.4
Primary services.....		523930-P	-17.3	7.4	-3.1	-7.8	1.9	2.4
Investment advisory services.....		523930-1	-17.3	7.4	-3.1	-7.8	1.9	2.4
Insurance carriers and related activities.....	524		2.6	0.1	0.2	0.1	0.0	0.4
Insurance carriers.....	5241		2.6	0.1	0.2	0.1	0.0	0.4
Direct life/health/medical insurance carriers.....	52411		1.9	0.1	0.1	0.1	0.0	0.0
Direct life insurance carriers.....	524113		2.1	0.0	0.1	0.0	0.0	0.0
Primary services.....		524113-P	2.1	0.0	0.1	0.0	0.0	0.0
Life insurance policies.....		524113-1	3.4	0.0	0.0	0.1	0.0	0.0
Individual life insurance policies.....		524113-101	3.6	0.0	0.0	0.0	0.0	0.0
Term life insurance policies.....		524113-10101	-0.7	0.0	0.0	0.0	0.0	0.0
Whole life insurance policies.....		524113-10102	7.3	0.0	0.0	0.0	0.0	0.0
Universal life insurance policies.....		524113-10103	2.1	0.0	0.0	0.0	0.0	0.0
Variable-universal and other individual life insurance policies.....		524113-10105	0.4	0.0	0.0	0.0	0.0	0.0
Group life insurance policies.....		524113-102	2.2	0.0	0.0	0.2	0.0	0.0
Annuities.....		524113-2	-1.2	0.0	0.5	-0.3	0.0	0.0
Variable deferred annuities.....		524113-201	-0.6	0.0	0.0	-0.6	0.0	0.0
Fixed-rate deferred annuities.....		524113-202	0.7	0.0	2.2	0.4	0.0	0.0
Immediate annuities.....		524113-203	-12.0	-0.2	-1.2	-0.3	-0.7	-0.6
Disability insurance policies.....		524113-3	-0.4	0.0	0.0	0.0	0.0	0.0
Direct health and medical insurance carriers.....	524114		1.8	0.1	0.0	0.1	0.0	0.0
Primary services.....		524114-P	1.9	0.1	0.0	0.1	0.0	0.0
Medical service plans.....		524114-1	1.9	0.1	0.0	0.1	0.0	0.0
Comprehensive medical service plans.....		524114-101	2.0	0.0	0.0	0.1	0.0	0.0
Group managed care medical service plans.....		524114-10101	2.2	0.0	0.0	0.2	0.0	0.0
Group fee-for-service medical service plans.....		524114-10102	0.6	0.5	0.0	0.0	0.0	0.0
Individual comprehensive medical service plans.....		524114-10103	1.7	0.0	0.0	0.0	0.0	0.0
Non-comprehensive medical service plans.....		524114-103	1.3	0.5	0.1	0.0	0.0	0.0
Dental service plans.....		524114-10301	-0.3	0.0	0.1	0.0	0.0	0.0
Supplemental Medicare service plans.....		524114-10302	4.2	1.7	0.2	0.0	0.0	0.0
Other medical service plans.....		524114-10303	0.4	0.0	0.0	0.0	0.0	0.0
Indemnity health insurance plans.....		524114-2	0.1	0.0	0.0	0.0	0.0	0.0

See footnotes at end of table.

Table 12. Producer price index percentage changes for the net output of selected industries and their products, not seasonally adjusted — Continued
 [December 2022]

Title ¹	Industry code	Product code	Unadjusted 12-month percent change ²	Unadjusted 1-month percent change ²				
				Dec. 2021 to Dec. 2022 ^P	July to Aug.	Aug. to Sept. ^P	Sept. to Oct. ^P	Oct. to Nov. ^P
Direct health and medical insurance carriers - Continued								
Other direct insurance carriers.....	52412		4.2	0.2	0.4	0.1	0.1	1.2
Direct property and casualty insurers.....								
Primary services.....	524126		4.2	0.2	0.4	0.1	0.1	1.2
Private passenger auto insurance.....		524126-P	4.2	0.2	0.4	0.1	0.1	1.2
Homeowner's insurance.....		524126-1	6.8	0.2	0.2	0.6	0.1	1.8
Commercial auto insurance.....		524126-2	1.7	0.1	0.6	-0.9	0.3	0.5
Non-auto liability insurance.....		524126-3	0.8	0.0	1.1	-0.1	0.2	0.3
Medical malpractice insurance.....		524126-4	1.9	0.6	0.1	0.0	0.0	0.1
Product and other non-auto liability insurance.....		524126-402	2.9	0.0	0.0	-0.6	0.0	0.0
Commercial multiple peril insurance.....		524126-403	1.7	0.7	0.1	0.1	0.0	0.1
Worker's compensation insurance.....		524126-5	8.1	0.3	1.5	0.0	0.0	3.8
Other property and casualty insurance.....		524126-6	0.0	-0.1	1.4	0.5	-1.0	0.0
		524126-7	1.2	0.0	0.1	-0.1	0.2	0.0
Insurance agencies and brokerages.....	52421		0.4	0.0	0.0	0.0	0.1	0.1
Insurance agencies and brokerages.....								
Primary services.....	524210		0.4	0.0	0.0	0.0	0.1	0.1
Sale of property and casualty insurance.....		524210-P	0.3	0.0	0.0	0.0	0.0	0.1
Sale of personal property and casualty insurance.....		524210-1	0.3	0.0	0.1	0.0	0.0	0.1
Sale of private passenger auto insurance.....		524210-101	0.5	0.0	0.0	0.0	0.0	0.2
Sale of homeowner's insurance.....		524210-10101	0.9	0.0	0.1	0.0	0.0	0.3
Sale of other personal property and casualty insurance.....		524210-10102	-0.5	0.0	0.0	0.0	0.0	0.0
Sale of commercial property and casualty insurance.....		524210-10103	-0.3	0.0	0.0	0.0	0.0	0.0
Sale of life insurance and annuities.....		524210-102	0.2	0.0	0.1	0.0	0.0	0.0
Sale of health and medical insurance.....		524210-2	0.5	0.0	0.0	0.0	0.0	0.0
Sale of other insurance.....		524210-3	0.1	0.0	0.0	0.0	0.0	0.0
		524210-4	0.1	0.0	0.0	0.0	0.0	0.0
Lessors of nonresidential buildings (except miniwarehouses).....	53112		3.5	5.6	1.4	-2.0	-0.7	1.1
Lessors of nonresidential buildings.....								
Primary services.....	531120		3.5	5.6	1.4	-2.0	-0.7	1.1
Leasing of shopping centers and retail stores.....		531120-P	3.5	5.6	1.4	-2.0	-0.7	1.1
Leasing of professional and office buildings.....		531120-1	6.2	10.0	4.2	-2.9	-2.9	4.4
Leasing of manufacturing and industrial buildings.....		531120-2	1.5	3.9	-0.6	-0.2	0.3	-0.7
Leasing of other nonresidential buildings and facilities.....		531120-3	3.5	0.2	-0.1	0.0	0.0	0.9
		531120-7	3.1	3.2	2.7	-10.8	3.3	-2.3
Lessors of miniwarehouse and self storage units.....	53113		14.3	2.1	1.4	0.8	0.3	-0.3
Miniwarehouse and self-storage unit operators.....								
Primary services.....	531130		14.3	2.1	1.4	0.8	0.3	-0.3
Miniwarehouse and self-storage unit operation.....		531130-P	14.3	2.1	1.4	0.8	0.3	-0.3
		531130-1	14.3	2.1	1.4	0.8	0.3	-0.3
Offices of real estate agents and brokers.....	5312		6.8	1.0	0.1	-0.3	-0.3	-0.1
Offices of real estate agents and brokers.....								
Primary services.....	53121		6.8	1.0	0.1	-0.3	-0.3	-0.1
Offices of real estate agents and brokers.....								
Primary services.....	531210		6.8	1.0	0.1	-0.3	-0.3	-0.1
Real estate brokerage, residential property sales and leases.....		531210-P	6.8	1.0	0.1	-0.3	-0.3	-0.1
Real estate brokerage, nonresidential property sales and leases including land sales and leases.....		531210-1	7.2	1.1	0.1	-0.4	-0.4	-0.3
Real estate brokerage, nonresidential property sales including land sales.....		531210-6	4.8	0.2	0.1	0.0	0.5	0.6
Real estate brokerage, nonresidential property leases including land leases.....		531210-601	8.2	0.5	0.1	-0.1	1.1	1.3
		531210-602	1.0	0.0	0.0	0.2	-0.1	-0.1
Real estate property managers.....	53131		3.0	-0.4	0.1	1.4	0.4	-0.9
Residential property managers.....								
Primary services.....	531311		0.5	0.3	-0.2	0.2	0.6	-1.4
Residential property management services.....		531311-P	0.5	0.3	-0.2	0.2	0.6	-1.4
		531311-1	0.5	0.3	-0.2	0.2	0.6	-1.4
Nonresidential property managers.....								
Primary services.....	531312		8.9	-2.0	0.7	4.3	0.1	0.4
Nonresidential property management services.....		531312-P	8.9	-2.0	0.7	4.3	0.1	0.4
		531312-1	8.9	-2.0	0.7	4.3	0.1	0.4
Offices of real estate appraisers.....								
Primary services.....	531320		5.8	-0.2	-0.4	0.6	-1.3	0.0
Real estate appraisal services.....		531320-P	5.8	-0.2	-0.4	0.6	-1.3	0.0
		531320-1	5.8	-0.2	-0.4	0.6	-1.3	0.0
Automotive equipment rental and leasing.....	5321		-0.8	0.3	-5.3	3.5	-4.3	-2.7
Passenger car rental and leasing.....								
Passenger car rental.....	53211		-2.5	-0.2	-7.4	5.0	-6.3	-3.6
Primary services.....	532111		-2.5	-0.2	-7.4	5.0	-6.3	-3.6
		532111-P	-2.5	-0.2	-7.4	5.0	-6.3	-3.6

See footnotes at end of table.

Table 12. Producer price index percentage changes for the net output of selected industries and their products, not seasonally adjusted — Continued
 [December 2022]

Title ¹	Industry code	Product code	Unadjusted 12-month percent change ²	Unadjusted 1-month percent change ²					
				Dec. 2021 to Dec. 2022 ^P	July to Aug.	Aug. to Sept. ^P	Sept. to Oct. ^P	Oct. to Nov. ^P	Nov. to Dec. ^P
Passenger car rental - Continued									
Standard passenger car rental		532111-2	-5.0	-0.3	-9.8	6.5	-8.1	-4.9	
Passenger car rental for business travel.....		532111-211	0.5	-0.8	-5.2	1.6	-4.7	-2.2	
Passenger car rental for leisure travel.....		532111-221	-7.0	-0.1	-11.5	8.4	-9.3	-5.9	
Replacement passenger car rental.....		532111-3	5.3	0.4	0.7	0.2	-0.2	0.3	
Truck, utility trailer and RV rental and leasing.....	53212		3.0	1.4	-0.4	0.2	0.1	-0.6	
Truck, utility trailer, and RV rental and leasing.....	532120		3.0	1.4	-0.4	0.2	0.1	-0.6	
Primary services.....		532120-P	3.1	1.7	-0.4	0.2	0.1	-0.8	
Rental of trucks, truck trailers, RVs.....		532120-1	3.6	1.4	-1.3	0.5	-0.1	-2.1	
Leasing of trucks, truck trailers, and RVs.....		532120-4	2.8	1.9	0.2	0.0	0.2	0.2	
Other receipts.....		532120-SM	2.1	-0.2	-0.1	0.2	0.1	0.4	
Other heavy machinery rental and leasing.....	532412		10.0	1.7	0.4	2.3	0.4	-0.2	
Primary services.....		532412-P	6.8	3.0	0.0	0.0	0.1	0.3	
Construction equipment rental and leasing.....		532412-1	7.4	4.3	0.0	0.0	0.1	0.4	
Oilfield and well drilling equipment rental and leasing.....		532412-2	5.5	0.0	0.0	0.0	0.0	0.0	
Other receipts.....		532412-SM	14.0	0.2	0.8	5.3	0.7	-0.7	
Legal services.....	5411		4.8	0.2	0.4	0.2	-0.1	-0.1	
Offices of lawyers.....	54111		4.8	0.2	0.4	0.2	-0.1	-0.1	
Offices of lawyers.....	541110		4.8	0.2	0.4	0.2	-0.1	-0.1	
Primary services.....		541110-P	4.8	0.2	0.4	0.2	-0.1	-0.1	
Labor and employment legal services.....		541110-A	6.1	0.3	0.1	0.4	-0.4	0.2	
Criminal legal services.....		541110-B	0.5	0.0	0.0	0.0	0.0	0.0	
Other legal services.....		541110-C	6.9	0.0	0.9	0.0	0.0	0.0	
Real estate legal services.....		541110-2	7.1	-0.1	0.0	0.6	-0.4	0.1	
Civil negligence legal services.....		541110-3	6.4	0.2	0.2	0.0	0.4	0.3	
Defendant representation.....		541110-301	4.2	-0.1	0.0	0.0	0.1	0.0	
Plaintiff representation.....		541110-302	10.0	0.6	0.7	0.0	0.8	0.9	
Wills, estate planning, and probate.....		541110-6	3.4	0.0	5.6	0.0	0.0	0.0	
Business and commercial legal services.....		541110-9	4.1	0.3	0.0	0.3	-0.1	-0.4	
Tax legal services.....		541110-901	7.8	0.0	0.0	-0.1	0.0	-0.1	
Intellectual property legal services.....		541110-902	5.9	-2.3	0.0	1.3	0.4	0.0	
Bankruptcy and other business and commercial legal services.....		541110-903	3.6	0.7	0.0	0.1	-0.2	-0.4	
Offices of certified public accountants.....	541211		4.7	2.4	1.0	0.4	-1.0	0.1	
Primary services.....		541211-P	5.1	2.6	1.1	0.4	-1.0	0.0	
Other accounting services.....		541211-A	1.2	8.2	0.7	2.7	-8.4	0.0	
Financial auditing.....		541211-4	6.4	2.4	1.6	-0.2	0.6	0.0	
Tax preparation and planning.....		541211-5	6.4	0.9	1.0	0.1	0.7	0.1	
Bookkeeping and compilation.....		541211-9	1.8	0.2	0.0	-0.2	0.2	-0.1	
Other accounting services.....	541219		-0.4	1.3	-0.6	0.6	0.0	0.0	
Primary services.....		541219-P	-0.4	1.3	-0.6	0.6	0.0	0.0	
Other accounting services (non-CPA firms).....		541219-1	-0.4	1.3	-0.6	0.6	0.0	0.0	
Architectural, engineering and related services.....	5413		5.1	0.3	0.0	0.2	0.3	-0.1	
Architectural services.....	54131		1.7	0.0	0.0	0.2	0.2	-0.1	
Architectural services.....	541310		1.7	0.0	0.0	0.2	0.2	-0.1	
Primary services.....		541310-P	2.0	0.0	0.0	0.2	0.2	-0.1	
Residential building projects.....		541310-1	1.5	0.0	0.0	0.7	0.0	0.2	
Nonresidential building projects.....		541310-7	1.7	0.0	0.0	0.1	0.3	-0.1	
Commercial and industrial building projects.....		541310-71	2.1	0.1	0.1	0.1	0.1	0.0	
Institutional building projects.....		541310-72	1.7	0.0	0.0	0.2	0.5	-0.2	
Other architectural services, incl. historic restoration & architectural consulting services.....		541310-8	14.6	0.1	0.0	0.0	0.0	-0.2	
Engineering services.....	54133		5.5	0.4	0.0	0.2	0.4	-0.1	
Engineering services.....	541330		5.5	0.4	0.0	0.2	0.4	-0.1	
Primary services.....		541330-P	6.0	0.4	0.0	0.2	0.4	-0.1	
Building related engineering projects.....		541330-1	1.7	0.1	0.0	0.2	0.5	0.0	
Residential building engineering projects.....		541330-101	0.8	0.3	0.0	0.0	0.0	0.0	
Commercial, public, and institutional building engineering projects.....		541330-102	4.9	0.2	0.0	0.0	2.0	0.0	
Industrial and manufacturing plant and process engineering projects.....		541330-103	0.6	0.0	0.0	0.2	0.0	0.0	
Non-building related engineering projects.....		541330-2	9.2	0.6	0.0	0.2	0.3	-0.2	
Transportation engineering projects.....		541330-201	3.9	0.0	0.1	0.5	0.4	-0.7	
Highway and roadway engineering projects.....		541330-20101	3.4	0.0	0.1	0.8	0.3	-1.3	

See footnotes at end of table.

Table 12. Producer price index percentage changes for the net output of selected industries and their products, not seasonally adjusted — Continued
 [December 2022]

Title ¹	Industry code	Product code	Unadjusted 12-month percent change ²	Unadjusted 1-month percent change ²				
				Dec. 2021 to Dec. 2022 ^P	July to Aug.	Aug. to Sept. ^P	Sept. to Oct. ^P	Oct. to Nov. ^P
Engineering services - Continued								
Other transportation engineering projects, including mass transit engineering projects.....		541330-20102	4.4	0.0	0.0	0.2	0.6	0.0
Municipal utility and power generation and distribution engineering projects.		541330-202	3.9	0.0	0.0	0.3	0.4	0.0
All other non-building related engineering projects.....		541330-203	16.9	1.4	0.0	0.0	0.2	0.0
Other receipts.....		541330-SM	1.7	0.4	0.0	-0.1	0.1	0.0
Management and technical consulting services.....	5416		0.5	-0.1	-0.4	-0.9	0.2	0.9
Management consulting services.....	54161		0.5	-0.1	-0.4	-0.9	0.2	0.9
Management consulting services.....	541610		0.5	-0.1	-0.4	-0.9	0.2	0.9
Primary services.....		541610-P	0.5	-0.1	-0.4	-0.9	0.2	0.9
Administrative and general management consulting services.....		541610-1	-0.5	0.0	-0.4	-0.9	0.0	0.8
Marketing consulting services.....		541610-3	0.0	0.0	0.0	0.0	0.0	0.0
Process, physical distribution and logistics consulting services.....		541610-4	1.4	-1.1	-0.1	-2.1	0.6	1.7
Human resources consulting services.....		541610-5	10.7	0.5	-0.8	-0.1	0.9	0.8
Other management consulting services.....		541610-8	-0.5	0.2	0.3	-0.8	0.3	-0.7
Advertising agencies.....	54181		4.4	-0.1	0.0	0.0	0.0	0.0
Advertising agencies.....	541810		4.4	-0.1	0.0	0.0	0.0	0.0
Primary services.....		541810-P	4.7	-0.1	0.0	0.0	0.1	0.0
Advertising agency services.....		541810-4	4.7	-0.1	0.0	0.0	0.1	0.0
Advertising creative services billed separately.....		541810-401	4.5	0.0	-0.1	0.0	0.0	0.0
Advertising placement services, including bundled placement and creative services.....		541810-402	4.9	-0.1	0.1	0.0	0.1	0.0
Other advertising services billed separately.....		541810-403	2.8	0.0	0.0	0.0	0.0	0.0
Other receipts.....		541810-SM	1.7	0.0	0.0	0.0	0.0	0.0
Employment services.....	5613		3.0	0.1	0.2	0.0	0.1	-0.1
Employee leasing services.....	56133		1.7	0.1	0.0	0.0	0.1	0.0
Professional employer organizations.....	561330		1.7	0.1	0.0	0.0	0.1	0.0
Primary services.....		561330-P	1.7	0.1	0.0	0.0	0.1	0.0
Co-employment staffing.....		561330-1	1.7	0.1	0.0	0.0	0.1	0.0
Staffing services (except PEOs).....	56138		3.9	0.1	0.3	0.0	0.0	-0.2
Staffing services (except PEOs).....	561380		3.9	0.1	0.3	0.0	0.0	-0.2
Primary services.....		561380-P	4.0	0.1	0.3	0.0	0.0	-0.2
Temporary help services.....		561380-1	4.0	0.1	0.1	-0.2	0.2	-0.3
Temporary help services, office and clerical.....		561380-101	7.4	-0.2	0.6	-0.2	0.1	0.3
Temporary help services, light and heavy industrial.....		561380-102	0.7	0.3	0.3	-0.3	0.2	0.9
Temporary help services, technical and professional.....		561380-103	7.9	1.6	0.3	0.8	1.0	-1.6
Temporary help services, medical.....		561380-104	-2.2	-4.3	-1.2	-3.0	-2.8	0.0
Temporary help services, other.....		561380-105	1.9	1.3	-0.3	0.1	1.0	0.3
Employment placement services.....		561380-2	5.5	-1.0	2.2	0.7	-0.7	0.5
Executive search services.....		561380-3	1.9	1.2	-1.1	4.7	-2.4	-0.4
Travel agencies.....	56151		6.7	0.0	-0.9	0.4	0.3	0.7
Travel agencies.....	561510		6.8	0.0	-0.9	0.4	0.3	0.7
Primary services.....		561510-P	7.3	0.0	-1.0	0.4	0.3	0.8
Flight bookings.....		561510-1	13.6	0.2	-0.3	-0.9	0.4	-1.0
Domestic flight bookings.....		561510-111	34.7	0.1	0.1	0.7	0.1	-0.8
International flight bookings.....		561510-112	1.8	0.2	-0.6	-2.1	0.6	-1.1
Other travel agency services, except flight bookings.....		561510-2	4.9	-0.1	-1.3	1.0	0.3	1.5
Hotel and car rental bookings.....		561510-211	4.3	-0.6	-0.2	-0.3	0.7	0.6
Hotel bookings.....		561510-2111	5.8	-0.8	-0.1	0.8	0.4	0.5
Car rental bookings.....		561510-2112	-1.4	0.0	-0.9	-5.0	2.3	1.2
Cruise and tour bookings.....		561510-222	19.0	0.1	-5.3	4.7	0.6	6.6
Cruise bookings.....		561510-2221	12.7	1.9	-2.5	-1.7	5.3	3.4
Packaged tour bookings.....		561510-2222	22.8	-0.9	-6.8	8.6	-2.0	8.5
All other travel agency services.....		561510-233	-0.4	0.0	0.0	0.0	0.0	-0.4
Security guards and patrol services.....	561612		7.4	-0.1	2.5	0.3	0.0	0.0
Primary services.....		561612-P	7.4	-0.1	2.5	0.3	0.0	0.0
Security guard services.....		561612-1	7.4	-0.1	2.5	0.3	0.0	0.0
Janitorial services.....	56172		4.7	-0.1	0.0	-0.1	0.2	0.2
Janitorial services.....	561720		4.7	-0.1	0.0	-0.1	0.2	0.2
Primary services.....		561720-P	4.9	-0.1	0.0	-0.1	0.2	0.2

See footnotes at end of table.

Table 12. Producer price index percentage changes for the net output of selected industries and their products, not seasonally adjusted — Continued
 [December 2022]

Title ¹	Industry code	Product code	Unadjusted 12-month percent change ²	Unadjusted 1-month percent change ²				
				Dec. 2021 to Dec. 2022 ^P	July to Aug.	Aug. to Sept. ^P	Sept. to Oct. ^P	Oct. to Nov. ^P
Janitorial services - Continued								
Janitorial cleaning services.....		561720-5	4.9	-0.1	0.0	-0.1	0.2	0.2
Nonresidential cleaning services.....		561720-51	5.2	-0.1	0.0	-0.1	0.3	0.2
Residential cleaning services.....		561720-52	2.9	0.0	0.0	0.0	0.0	0.0
Waste collection.....	5621		9.7	0.7	0.7	1.2	0.1	0.1
Waste collection.....	56211		9.7	0.7	0.7	1.2	0.1	0.1
Solid waste collection.....	562111		9.7	0.7	0.7	1.2	0.1	0.1
Primary services.....		562111-P	10.0	0.8	0.6	1.2	0.1	0.2
Solid waste collection services.....		562111-2	10.0	0.8	0.6	1.2	0.1	0.2
Offices of physicians.....	6211		0.4	0.1	0.1	0.3	0.1	0.2
Offices of physicians.....	62111		0.4	0.1	0.1	0.3	0.1	0.2
Offices of physicians, except mental health.....	621111		0.4	0.1	0.1	0.3	0.1	0.2
Primary services.....		621111-P	0.4	0.1	0.1	0.3	0.1	0.2
One and two physician practices and single specialty group practices.....		621111-4	0.5	0.1	0.1	0.1	0.1	0.3
General/family practice.....		621111-411	1.5	0.0	0.0	1.3	0.1	0.0
Internal medicine.....		621111-412	-0.6	0.2	0.0	0.0	0.2	0.0
General surgery and other surgical specialties.....		621111-413	1.0	0.1	0.0	-0.1	0.1	0.0
Pediatrics.....		621111-414	-0.5	0.0	0.0	0.0	0.0	0.0
Obstetrics/gynecology.....		621111-415	2.9	0.0	1.1	0.0	0.0	0.0
Other specialty.....		621111-419	0.5	0.0	0.0	0.0	0.0	1.1
Multispecialty group practice.....		621111-5	0.0	0.0	0.1	0.8	0.0	0.0
Offices of dentists.....	6212		3.7	0.0	0.7	-0.1	0.0	0.0
Offices of dentists.....	62121		3.7	0.0	0.7	-0.1	0.0	0.0
Offices of dentists.....	621210		3.7	0.0	0.7	-0.1	0.0	0.0
Primary services.....		621210-P	3.7	0.0	0.7	-0.1	0.0	0.0
Dental visits and consultations.....		621210-1	6.0	0.0	0.4	-0.3	0.0	0.0
Private insurance patients: dental visits and consultations.....		621210-11	3.4	0.0	0.7	-0.6	0.0	0.0
Medicare, Medicaid and all other patients: dental visits and consultations.....		621210-12	9.5	0.0	0.0	0.0	0.0	0.0
Dental surgical intervention services.....		621210-2	1.9	0.0	0.0	-0.1	0.0	0.0
Private insurance patients: dental surgical intervention services.....		621210-21	1.4	0.0	0.0	-0.2	0.0	0.0
Medicare, Medicaid and all other patients: dental surgical intervention services.....		621210-22	2.6	0.0	-0.1	0.0	0.0	0.0
Dental non-surgical intervention services.....		621210-3	2.7	0.0	1.1	0.0	0.0	0.0
Private insurance patients: dental non-surgical intervention services.....		621210-31	1.5	0.0	0.9	0.0	0.0	0.0
Medicare, Medicaid and all other patients: dental non-surgical intervention services.....		621210-32	4.2	0.0	1.2	0.0	0.0	0.0
Medical and diagnostic laboratories.....	6215		-0.7	0.0	0.0	0.0	-0.4	0.1
Medical and diagnostic laboratories.....	62151		-0.7	0.0	0.0	0.0	-0.4	0.1
Medical laboratories.....	621511		-0.7	0.0	0.0	0.0	-0.6	0.1
Primary services.....		621511-P	-0.7	0.0	0.0	0.0	-0.6	0.1
Medical laboratory services.....		621511-2	-0.7	0.0	0.0	0.0	-0.6	0.1
Medicare patients.....		621511-23	-1.9	0.0	0.0	0.0	0.0	0.0
Medicaid patients.....		621511-24	0.0	0.0	0.0	0.1	0.0	0.0
Private insurance patients.....		621511-25	-1.1	0.0	0.0	-0.1	-1.0	0.0
All other patients.....		621511-26	1.1	0.0	0.0	0.0	0.0	0.6
Diagnostic imaging centers.....	621512		-0.7	0.0	0.0	0.0	0.0	0.0
Primary services.....		621512-P	-0.7	0.0	0.0	0.0	0.0	0.0
Diagnostic imaging services.....		621512-4	-0.7	0.0	0.0	0.0	0.0	0.0
Medicare and Medicaid patients.....		621512-41	-3.0	0.0	0.0	0.0	0.0	0.0
Private insurance and all other patients.....		621512-42	0.0	0.0	0.0	0.0	0.0	0.0
Home health care services.....	6216		2.2	0.0	0.0	1.4	0.0	0.0
Home health care services.....	62161		2.2	0.0	0.0	1.4	0.0	0.0
Home health care services.....	621610		2.2	0.0	0.0	1.4	0.0	0.0
Primary services.....		621610-P	2.2	0.0	0.0	1.3	0.0	0.0
Medicare and Medicaid patients.....		621610-3	2.1	0.0	0.0	1.3	0.0	0.0
Medicare patients.....		621610-31	1.3	0.0	0.0	1.3	0.0	0.0
Medicaid patients.....		621610-32	3.0	0.1	0.0	1.3	0.0	0.0
Private insurance and all other patients.....		621610-4	2.6	0.0	0.0	1.3	0.0	0.0
Private insurance patients.....		621610-41	0.7	0.0	0.0	0.0	0.0	0.0
All other patients.....		621610-42	3.6	0.0	0.0	1.9	0.0	0.0
Other receipts.....		621610-SM	2.6	0.0	0.0	3.6	0.0	0.0

See footnotes at end of table.

Table 12. Producer price index percentage changes for the net output of selected industries and their products, not seasonally adjusted — Continued
 [December 2022]

Title ¹	Industry code	Product code	Unadjusted 12-month percent change ²	Unadjusted 1-month percent change ²					
				Dec. 2021 to Dec. 2022 ^P	July to Aug.	Aug. to Sept. ^P	Sept. to Oct. ^P	Oct. to Nov. ^P	Nov. to Dec. ^P
Home health care services - Continued									
All other ambulatory health care services.....	62199		3.9	0.7	0.1	0.0	0.9	0.1	
Blood and organ banks.....	621991		3.9	0.7	0.1	0.0	0.9	0.1	
Primary services.....		621991-P	3.9	0.7	0.1	0.0	0.9	0.0	
Human blood services.....		621991-1	3.5	0.8	0.2	0.1	0.0	0.1	
Human red blood and whole blood services.....		621991-12	3.4	1.0	0.2	0.1	0.1	0.0	
Human blood plasma services.....		621991-13	3.4	0.1	0.3	0.1	-0.3	0.4	
Human blood platelet and other blood services.....		621991-14	4.5	1.2	-0.1	0.3	0.2	0.0	
Human organ, bone, tissue, and other bank services.....		621991-2	5.0	0.7	-0.1	-0.3	3.5	-0.1	
Other receipts.....		621991-SM	6.3	0.9	0.0	0.0	-0.3	0.2	
Hospitals.....	622		3.2	0.2	-0.1	0.5	-0.3	0.1	
General medical and surgical hospitals.....	6221		3.3	0.3	-0.1	0.5	-0.3	0.1	
General medical and surgical hospitals.....	62211		3.3	0.3	-0.1	0.5	-0.3	0.1	
General medical and surgical hospitals.....	622110		3.3	0.3	-0.1	0.5	-0.3	0.1	
Primary services.....		622110-P	3.5	0.3	-0.1	0.6	-0.3	0.2	
Certain infectious and parasitic diseases.....		622110-201	9.5	0.0	0.0	1.5	0.0	3.5	
Neoplasms.....		622110-202	6.4	3.1	-0.3	-0.3	0.0	1.9	
Diseases of the blood & blood-forming organs & certain disorders involving the immune mechanism.....		622110-203	4.9	0.0	0.0	5.2	0.0	0.0	
Endocrine, nutritional and metabolic diseases.....		622110-204	5.2	-0.3	0.0	0.2	-2.5	0.0	
Mental and behavioural disorders.....		622110-205	3.8	-2.5	0.0	0.4	0.0	-2.7	
Diseases of the nervous system.....		622110-206	1.9	0.0	-0.3	2.1	0.0	0.0	
Diseases of the circulatory system.....		622110-209	1.9	0.3	0.0	1.2	0.1	-0.1	
Diseases of the respiratory system.....		622110-210	1.5	0.3	0.0	0.6	0.0	-0.2	
Diseases of the digestive system.....		622110-211	2.2	-0.1	0.1	0.7	-0.1	-0.4	
Diseases of the skin and subcutaneous tissue.....		622110-212	1.7	0.5	0.0	0.8	0.0	2.7	
Diseases of the musculoskeletal system and connective tissue.....		622110-213	3.4	-1.4	-0.2	0.9	-0.1	-0.1	
Diseases of the genitourinary system.....		622110-214	4.9	0.1	0.0	0.5	4.2	0.3	
Pregnancy, childbirth and the puerperium.....		622110-215	6.0	-0.1	0.3	0.0	0.1	1.8	
Certain conditions originating in the perinatal period.....		622110-216	3.2	0.0	0.0	0.3	2.9	-2.3	
Symptoms, signs and abnormal clinical and laboratory findings, not elsewhere classified.....		622110-218	3.8	0.8	0.0	-0.8	0.2	0.0	
Injury, poisoning and certain other consequences of external causes.....		622110-219	2.4	-0.1	0.0	0.0	-0.3	1.0	
Factors influencing health status and contact with health services.....		622110-221	4.5	0.1	0.0	0.8	-3.2	-0.6	
Other diseases.....		622110-223	1.1	1.7	0.0	0.1	0.0	-1.1	
Psychiatric and substance abuse hospitals.....	6222		4.2	0.0	0.0	-0.1	0.3	0.0	
Psychiatric and substance abuse hospitals.....	62221		4.2	0.0	0.0	-0.1	0.3	0.0	
Psychiatric and substance abuse hospitals.....	622210		4.2	0.0	0.0	-0.1	0.3	0.0	
Primary services.....		622210-P	4.2	0.0	0.0	-0.1	0.3	0.0	
Psychiatric hospitals.....		622210-3	4.7	0.0	0.0	-0.1	0.3	0.0	
Medicare patients: psychiatric hospitals.....		622210-31	0.5	0.6	-0.3	-0.8	1.8	-0.6	
Medicaid patients: psychiatric hospitals.....		622210-32	2.5	0.0	0.0	0.0	0.5	0.3	
Private insurance and all other patients: psychiatric hospitals.....		622210-33	6.1	0.0	0.0	0.0	0.0	0.0	
Other specialty hospitals.....	6223		-0.6	-0.1	-0.7	-0.6	0.1	0.0	
Other specialty hospitals.....	62231		-0.6	-0.1	-0.7	-0.6	0.1	0.0	
Other specialty hospitals.....	622310		-0.6	-0.1	-0.7	-0.6	0.1	0.0	
Primary services.....		622310-P	-0.1	-0.1	-0.8	0.0	0.1	0.0	
Specialty, except psychiatric and substance abuse, hospitals.....		622310-6	-0.1	-0.1	-0.8	0.0	0.1	0.0	
Medicare patients.....		622310-61	1.0	-0.6	-2.1	-0.5	0.2	0.1	
Medicaid patients.....		622310-62	2.1	0.1	0.9	0.5	0.5	0.0	
Private insurance and all other patients.....		622310-63	-1.0	0.2	-0.4	0.1	0.0	0.0	
Nursing care facilities.....	6231		4.5	0.7	0.2	0.8	0.2	0.1	
Nursing care facilities.....	62311		4.5	0.7	0.2	0.8	0.2	0.1	
Nursing care facilities.....	623110		4.5	0.7	0.2	0.8	0.2	0.1	
Primary services.....		623110-P	4.6	0.7	0.2	0.8	0.2	0.1	
Medicare and Medicaid patients.....		623110-1	3.9	0.1	0.3	1.0	0.2	-0.1	
Medicaid patients.....		623110-101	5.8	0.2	0.5	0.0	0.3	-0.2	
Medicare patients.....		623110-102	0.9	0.0	0.0	2.6	0.0	0.0	
Private insurance and all other patients.....		623110-3	5.6	1.5	0.1	0.7	0.2	0.5	
Private insurance patients.....		623110-301	-0.5	0.0	0.0	0.0	0.0	0.0	
All other patients.....		623110-302	6.7	1.8	0.1	0.8	0.2	0.5	

See footnotes at end of table.

Table 12. Producer price index percentage changes for the net output of selected industries and their products, not seasonally adjusted — Continued
 [December 2022]

Title ¹	Industry code	Product code	Unadjusted 12-month percent change ²	Unadjusted 1-month percent change ²				
				Dec. 2021 to Dec. 2022 ^P	July to Aug.	Aug. to Sept. ^P	Sept. to Oct. ^P	Oct. to Nov. ^P
Nursing care facilities - Continued								
Residential developmental disability homes	62321		5.1	0.2	-0.1	0.2	0.0	0.0
Residential developmental disability homes	623210		5.1	0.2	-0.1	0.2	0.0	0.0
Primary services		623210-P	5.2	0.2	-0.1	0.2	0.0	0.0
Residential intellectual and developmental disability services		623210-1	5.2	0.2	-0.1	0.2	0.0	0.0
Medicaid patients		623210-11	6.3	0.2	-0.1	0.2	0.0	0.1
Non-Medicaid patients		623210-12	0.3	0.0	0.0	0.0	0.0	0.0
Amusement and theme parks	7131		5.8	-0.7	1.1	1.8	1.5	1.4
Amusement and theme parks	71311		5.8	-0.7	1.1	1.8	1.5	1.4
Amusement and theme parks	713110		5.8	-0.7	1.1	1.8	1.5	1.4
Primary services		713110-P	6.0	-0.8	1.1	2.2	1.7	1.6
Amusement and theme park admissions		713110-1	8.8	-1.3	2.4	2.9	2.5	2.6
Amusement and theme park food and beverage sales		713110-2	4.3	-0.1	0.1	-0.1	0.0	0.1
Amusement and theme park merchandise sales, games, and other services		713110-3	-2.1	0.2	-2.0	2.0	0.4	-0.4
Other receipts		713110-SM	4.1	0.5	0.4	-1.4	0.1	-0.2
Golf courses and country clubs	71391		8.2	0.2	-0.2	0.3	2.0	1.0
Golf courses and country clubs	713910		8.2	0.2	-0.2	0.3	2.0	1.0
Primary services		713910-P	8.8	0.2	-0.3	0.3	2.3	1.1
Membership dues and fees		713910-1	8.8	0.0	0.0	-0.1	0.1	0.0
Greens and guest fees		713910-2	7.3	0.0	-1.3	0.2	10.3	4.7
Food and beverage sales		713910-3	10.3	0.8	0.0	1.4	0.3	0.0
Equipment rentals and all other golf services		713910-4	9.5	0.0	0.0	0.1	-1.0	0.1
Fitness and recreational sports centers	71394		2.6	0.1	0.0	0.9	0.0	0.2
Fitness and recreational sports centers	713940		2.6	0.1	0.0	0.9	0.0	0.2
Primary services		713940-P	0.7	0.1	0.0	0.8	0.0	0.0
Fitness and recreational facility memberships		713940-1	0.7	0.1	0.0	0.9	0.0	0.0
Recreational facility admissions, classes, and other fitness center services		713940-2	0.7	0.1	0.0	0.7	0.0	0.0
Other receipts		713940-SM	9.4	0.4	0.0	1.2	0.0	0.9
Accommodation	721		4.0	-4.0	-0.3	2.1	-2.4	-2.8
Accommodation	7211		4.0	-4.0	-0.3	2.1	-2.4	-2.8
Hotels (exc casino hotels) and motels	72111		4.0	-4.6	-1.8	2.4	-1.7	-3.7
Hotels and motels, except casino hotels	721110		4.0	-4.6	-1.8	2.4	-1.7	-3.7
Primary services		721110-P	4.0	-4.6	-1.9	2.4	-1.8	-3.8
Guestroom rental		721110-1	3.1	-6.0	-2.6	3.1	-2.3	-4.9
Limited service hotels and motels guestroom rental		721110-101	5.8	0.8	-3.3	-2.1	-3.0	-0.1
Full service hotels and motels guestroom rental		721110-102	15.5	-2.2	1.1	3.3	-5.9	-6.3
Luxury and resort hotels guestroom rental		721110-103	-5.7	-10.0	-5.6	4.0	1.0	-4.5
Hotel and motel food and beverage and related services		721110-2	5.9	0.8	0.7	-0.2	0.5	-0.1
Hotel and motel food and nonalcoholic beverage and related services		721110-201	5.8	1.0	0.8	-0.2	0.6	-0.1
Hotel and motel alcoholic beverage and related services		721110-202	6.4	0.0	0.0	0.0	0.0	0.0
Other hotel and motel services		721110-5	10.2	-0.5	0.6	0.7	-0.1	0.0
Other receipts		721110-SM1	4.6	1.7	1.7	-6.0	1.7	-0.5
Casino hotels	72112		3.8	-2.2	4.2	1.5	-4.4	-0.1
Casino hotels	721120		3.8	-2.2	4.2	1.5	-4.4	-0.1
Primary services		721120-P	3.8	-2.2	4.3	1.5	-4.5	-0.1
Casino hotel guestroom rental		721120-1	15.9	-5.5	6.5	9.9	-10.8	0.2
Casino hotel food and beverage and related services		721120-2	6.1	0.8	0.0	0.5	0.0	-2.6
Casino hotel food and nonalcoholic beverage and related services		721120-201	3.0	0.0	-0.1	0.8	0.0	-4.0
Casino hotel alcoholic beverage and related services		721120-202	11.8	2.2	0.0	0.0	0.0	0.0
Casino gaming receipts		721120-5	0.5	-2.3	5.4	-0.2	-4.3	0.5
Other casino hotel services		721120-6	2.3	0.0	0.0	0.0	0.0	0.0
Other receipts		721120-SM1	-0.1	-9.2	0.0	-2.0	2.8	-2.3
Commercial machinery repair and maintenance	8113		17.2	3.0	0.6	2.1	0.1	0.0
Commercial machinery repair and maintenance	81131		17.2	3.0	0.6	2.1	0.1	0.0
Commercial machinery repair and maintenance	811310		17.2	3.0	0.6	2.1	0.1	0.0
Primary services		811310-P	13.1	2.2	0.9	1.2	0.1	0.0
Maintenance and repair services for agricultural, construction, and mining machinery		811310-5	21.3	3.3	1.0	4.8	0.0	0.0
Maintenance and repair services for commercial and service industry machinery		811310-6	10.4	4.4	0.0	0.0	0.4	0.0

See footnotes at end of table.

Table 12. Producer price index percentage changes for the net output of selected industries and their products, not seasonally adjusted — Continued
 [December 2022]

Title ¹	Industry code	Product code	Unadjusted 12-month percent change ²	Unadjusted 1-month percent change ²				
				Dec. 2021 to Dec. 2022 ^p	July to Aug.	Aug. to Sept. ^p	Sept. to Oct. ^p	Oct. to Nov. ^p
Commercial machinery repair and maintenance - Continued								
Maintenance and repair services for industrial machinery.....		811310-7	11.1	0.9	0.9	0.0	0.0	0.0
Maintenance and repair services for general purpose machinery.....		811310-8	8.7	-0.1	2.7	0.0	0.2	0.0
Other receipts.....		811310-SM	27.2	4.6	0.0	4.2	0.0	0.0
Special indexes								
New nonresidential building construction by contractor type/region.....	236400		19.1	0.1	0.2	2.7	0.1	0.1
General contractors.....		236400-1	18.2	0.4	0.0	2.5	0.1	0.0
General contractors, Northeast.....		236400-11	15.4	0.4	0.0	2.6	-0.1	-0.3
General contractors, South.....		236400-12	19.0	0.0	0.0	2.6	0.0	0.0
General contractors, Midwest.....		236400-13	16.2	0.1	0.0	2.0	0.0	0.3
General contractors, West.....		236400-14	20.6	1.4	0.0	2.5	0.5	0.1
Plumbing, heating, and air conditioning contractors.....		236400-221	19.5	-1.2	-0.6	6.1	0.6	0.8
Plumbing, heating, and air conditioning contractors, Northeast.....		236400-2211	30.8	-1.6	0.1	4.6	0.0	2.4
Plumbing, heating, and air conditioning contractors, South.....		236400-2212	18.7	0.0	0.4	7.4	0.0	0.1
Plumbing, heating, and air conditioning contractors, Midwest.....		236400-2213	18.5	-0.2	0.0	6.8	0.4	0.0
Plumbing, heating, and air conditioning contractors, West.....		236400-2214	10.8	-3.4	-3.3	5.0	2.3	1.1
Electrical contractors.....		236400-222	19.1	0.3	0.6	1.7	-0.1	-0.3
Electrical contractors, Northeast.....		236400-2221	21.5	0.4	1.4	1.3	0.3	0.2
Electrical contractors, South.....		236400-2222	17.7	0.0	0.5	1.9	0.1	0.0
Electrical contractors, Midwest.....		236400-2223	16.8	0.5	0.1	1.6	-0.4	-1.3
Electrical contractors, West.....		236400-2224	21.0	0.6	0.4	1.8	-0.6	-0.1
Roofing contractors.....		236400-223	34.1	-0.4	-0.1	0.7	0.0	0.0
Roofing contractors, Northeast.....		236400-2231	23.5	-1.8	-0.1	1.8	0.0	0.0
Roofing contractors, South.....		236400-2232	48.4	0.0	0.0	0.3	0.0	0.0
Roofing contractors, Midwest.....		236400-2233	28.5	0.1	-0.3	1.1	0.0	0.0
Roofing contractors, West.....		236400-2234	24.2	-0.7	-0.3	0.1	0.0	0.0
Poured concrete foundation and structure contractors.....		236400-224	10.7	1.0	0.2	1.0	0.2	0.1
Poured concrete foundation and structure contractors, Northeast.....		236400-2241	6.0	0.0	1.0	1.0	-0.1	0.3
Poured concrete foundation and structure contractors, South.....		236400-2242	10.5	0.0	0.2	1.0	0.1	0.0
Poured concrete foundation and structure contractors, Midwest.....		236400-2243	11.2	0.9	0.1	1.3	0.4	0.0
Poured concrete foundation and structure contractors, West.....		236400-2244	13.2	3.2	0.0	0.9	0.1	0.0
New nonresidential building construction by region.....	236500		19.2	0.2	0.2	2.7	0.1	0.1
New nonresidential building construction, Northeast.....		236500-1	20.8	0.1	0.7	2.4	0.0	0.3
New nonresidential building construction, South.....		236500-2	18.4	0.0	0.4	2.7	0.0	0.0
New nonresidential building construction, Midwest.....		236500-3	18.5	0.2	0.1	2.4	0.0	-0.1
New nonresidential building construction, West.....		236500-4	19.6	0.4	-0.2	2.9	0.3	0.1
Nonresidential building maintenance & repair.....	2381MR		7.7	0.1	0.3	0.6	0.0	0.1
General medical and surgical hospitals by patient type.....	62211A							
Medicare patients.....		62211A-2	1.8	-0.2	0.0	2.5	0.0	0.1
Medicaid patients.....		62211A-4	1.1	0.3	0.0	-0.1	0.0	0.0
Private insurance and all other patients.....		62211A-6	4.5	0.3	-0.1	-0.4	-0.2	0.3
Private insurance patients.....		62211A-61	5.2	1.0	0.0	-0.5	-0.4	0.3
All other patients.....		62211A-62	1.3	-3.1	-0.6	0.0	0.5	0.2
Premiums for property and casualty insurance ³	924126		3.3	0.1	0.2	0.0	0.1	0.9
Primary services.....		924126-P	3.3	0.1	0.2	0.0	0.1	0.9
Premiums for private passenger auto insurance.....		924126-1	6.1	0.1	0.1	0.3	0.1	1.6
Premiums for homeowner's insurance.....		924126-2	1.2	0.1	0.5	-0.9	0.3	0.3
Premiums for commercial auto insurance.....		924126-3	0.5	0.0	0.3	0.0	0.1	0.0
Premiums for non-auto liability insurance.....		924126-4	0.8	0.3	0.0	0.0	0.0	0.0
Premiums for medical malpractice insurance.....		924126-402	1.1	0.0	0.0	-0.1	0.0	0.0
Premiums for product and other non-auto liability insurance.....		924126-403	0.8	0.4	0.0	0.0	0.0	0.0
Premiums for commercial multiple peril insurance.....		924126-5	4.6	0.2	0.3	0.0	0.1	2.5
Premiums for worker's compensation insurance.....		924126-6	-1.4	-0.1	-0.1	0.0	-0.7	0.0
Premiums for other property and casualty insurance.....		924126-7	0.9	0.0	0.0	0.0	0.1	0.0

¹ Industry and product class indexes may include products not shown separately.

² All indexes are subject to revision for 4 months after their originally scheduled publication to incorporate late reports and corrections by survey respondents.

³ The special index for 924126, in which prices reflect premiums only, contrasts with the index shown elsewhere in this table for NAICS 524126, where prices reflect premiums plus the amount of investment income earned on the invested portion of the premium.

^p Preliminary

"-" Data not available.

n.e.c. = Not elsewhere classified.

NOTE: Titles of some industries and products are not shown in this table because they fail to meet our publication criteria.

Table 13. Producer price indexes and percentage changes for special commodity groupings, not seasonally adjusted

[December 2022, Index base 1982=100, unless otherwise indicated]

Title	Other index base	Commodity code		Unadjusted index ¹					Unadjusted 1-month percent change ¹	Unadjusted 12-month percent change ¹
		Group code	Item code	Aug. 2022	Sept. 2022 ^p	Oct. 2022 ^p	Nov. 2022 ^p	Dec. 2022 ^p	Nov. to Dec. ^p	Dec. 2021 to Dec. 2022 ^p
All commodities except farm products.....		SI	006111	270.871	269.192	266.081	263.319	257.954	-2.0	6.2
Industrial commodities less fuels.....		ILF	T15M05	258.706	257.216	256.073	256.060	255.707	-0.1	3.7
Construction materials.....		SI	012011	342.753	336.476	333.707	330.896	327.137	-1.1	-2.4
Chemicals and allied products, including synthetic rubber and synthetic fibers and yarns.....		SI	020011	359.577	356.259	354.163	352.366	347.794	-1.3	2.6
Lumber and plywood.....		SI	004011	310.900	298.467	289.395	279.585	269.148	-3.7	-19.9
Foods										
All foods.....		SI	013011	265.158	266.161	269.244	277.404	275.329	-0.7	14.7
Apples.....	06/08	SI	01102A	113.213	123.495	143.053	150.949	154.282	2.2	32.1
Berries.....	06/08	SI	01102B	142.181	98.438	152.292	236.899	163.355	-31.0	-21.3
Processed foods.....		SI	095011	266.163	265.212	263.736	265.769	263.252	-0.9	8.8
Textiles										
Selected textile mill products.....		SI	134011	198.093	198.404	198.530	199.799	199.018	-0.4	5.9
Hosiery.....		SI	092011	184.185	184.185	184.186	184.186	184.186	0.0	5.1
Underwear and nightwear.....		SI	094011	158.769	158.769	158.769	158.769	158.769	0.0	2.9
Metals										
Steel mill products, including fabricated wire products.....		SI	STEEL1	386.903	362.296	343.853	334.042	325.465	-2.6	-27.2
Finished steel mill products, excluding fabricated wire products.....		SI	STEEL2	377.926	350.765	329.729	319.660	309.232	-3.3	-32.0
Finished steel mill products, including fabricated wire products.....		SI	STEEL3	380.645	354.697	335.070	325.465	315.578	-3.0	-30.2
Special metals and metal products.....		SI	018011	248.085	244.716	242.061	241.765	242.040	0.1	-2.3
Fabricated metal products.....		SI	017011	283.782	282.954	282.406	281.968	281.553	-0.1	7.3
Copper and copper products.....		SI	019011	485.194	487.261	471.814	506.639	512.600	1.2	-3.7
Machinery										
Machinery and motive products.....		SI	093011	180.923	181.398	182.301	182.719	183.245	0.3	7.0
Machinery and equipment, except electrical.....		SI	089011	198.957	199.623	200.856	201.492	202.073	0.3	9.9
Agricultural machinery, including tractors.....		SI	024011	318.305	321.858	328.905	328.500	328.561	0.0	13.1
Metalworking machinery.....		SI	021011	230.668	231.936	232.282	232.914	232.935	0.0	5.7
Total tractors.....		SI	023011	276.256	276.256	274.120	272.176	272.176	0.0	5.2
Agriculture machinery and equipment, less parts.....		SI	021012	313.856	317.359	324.309	323.909	323.969	0.0	13.1
Agricultural machinery, excluding tractors.....		SI	024012	329.623	332.838	339.281	339.072	338.854	-0.1	12.3
Medical										
Pharmaceutical preparations for human and veterinary use.....		SI	070011	840.330	840.363	840.916	841.013	841.043	0.0	2.2
Pharmaceuticals for human use, prescription.....	06/01	SI	07003	309.126	309.126	309.126	309.093	309.091	0.0	2.0
Pharmaceuticals for human use, non-prescription.....	06/01	SI	07006	140.488	140.579	141.385	141.385	141.402	0.0	2.7
Health care services, Medicare patients.....	06/14	SI	HCARE1	112.178	112.131	114.561	114.575	114.601	0.0	0.8
Health care services, Medicaid patients.....	06/14	SI	HCARE2	114.256	114.380	114.470	114.561	114.547	0.0	4.0
Health care services, private insurance patients.....	06/14	SI	HCARE3	122.034	122.127	121.621	121.752	121.904	0.1	3.2
Health care services, all other patients.....	06/14	SI	HCARE4	122.648	122.702	123.224	123.365	123.491	0.1	3.4

¹ All indexes are subject to revision for 4 months after their originally scheduled publication to incorporate late reports and corrections by survey respondents.

p Preliminary

NOTE: See next page for content of indexes on this table.

Table 13 commodity groupings include the following items:

All commodities except farm products: 02 through 15

Industrial commodities less fuels: 03, 04, and 06 through 15

Construction materials: 062101, 0721, 081105, 081106, 081107, 081203, 081204, 082, 0831, 0835, 086, 092, 101502, 101703, 101704, 10250163, 104101, 105, 106, 1071, 107301, 1074051, 107411, 10830225, 1142, 1147, 11490205, 11710143, 11710144, 11710147, 11710216, 11710217, 123101, 1232, 131105, 1321, 1322, 133, 134, 1361, 1362, 137, 1392, 1394, and 139501

Chemicals and allied products, including synthetic rubber and synthetic fibers: 031, 06 less 064, and 071102

Lumber and plywood: 081 and 083

All foods: 011, 017, and 02 less 0261, 0262, and 029

Apples: 01110208, 01110209, 01110211, 01110215, 01110216, 01110220, 01110229, 01110230

Berries: 01110222, 01110224, 01110225, 01110226, 01110227

Processed foods: 02 less 0261, 0262, and 029

Selected textile mill products: 0327, 03370104, 034, 0381080832, 03820312, 038303214, 038303215, and 1231

Hosiery: 03810831

Underwear and nightwear: 03810641, 03810642, 03810645, 03810646, 038106541, 03810761, 0381080832, 0381080835

Steel mill products, including fabricated wire products: 1017 and 1088

Finished steel mill products, excluding fabricated wire products: 1017 less 101702

Finished steel mill products, including fabricated wire products: 1017 and 1088 less 101702

Special metals and metal products: 10, 111, and 141

Fabricated metal products: 103 through 108

Copper and copper products: 10210201, 10220131, 102301, 102403, 102502, 10260314, and 102807013

Machinery and motive products: 11 and 14

Machinery and equipment except electrical: 111, 112, 113, 114, 115, 116, 118, and 119

Agriculture machinery, including tractors: 1114 less 111409

Metalworking machinery: 113A, 1132, 113304, 1137, and 1138

Total tractors: 111403 and 112A less 112A03

Agricultural machinery and equipment, less parts (old commodity code 111): 111 less 111409

Agricultural machinery, excluding tractors (old commodity code 112): 1114 less 111403

Pharmaceutical preparations for human and veterinary use: 0634 and 0638

Pharmaceuticals for human use, prescription: prescription pharmaceutical price quotes from 0638

Pharmaceuticals for human use, non-prescription: non-prescription pharmaceutical price quotes from 0638

Health care services, Medicare patients: Medicare price quotes from 511 and 512

Health care services, Medicaid patients: Medicaid price quotes from 511 and 512

Health care services, private insurance patients: Private insurance price quotes from 511 and 512

Health care services, all other patients: Price quotes from 511 and 512, less Medicare, Medicaid, and private insurance

Note: Weights for the above components are those used for the comprehensive All commodities index.

Table 14. Producer price indexes and percentage changes for net inputs to industries, excluding capital investment, labor, and imports; not seasonally adjusted
 [December 2022, Index base December 2014=100, unless otherwise indicated]

Title	Other index base	Commodity code		Unadjusted index ¹					Unadjusted 1-month percent change ¹	Unadjusted 12-month percent change ¹
		Group code	Item code	Aug. 2022	Sept. 2022 ^P	Oct. 2022 ^P	Nov. 2022 ^P	Dec. 2022 ^P	Nov. to Dec. ^P	Dec. 2021 to Dec. 2022 ^P
Construction										
Inputs to construction industries, excluding capital investment, labor, and imports.....	06/86	IP	230000	150.980	150.067	150.626	150.256	147.605	-1.8	7.2
Inputs to construction industries, goods.....		IP	2300001	323.793	323.067	324.261	321.305	312.507	-2.7	7.9
Inputs to construction industries, energy.....		IP	23000012	168.233	170.765	179.877	170.349	134.599	-21.0	6.9
Inputs to construction industries, goods less foods and energy.....		IP	23000013	150.960	150.276	149.826	149.395	148.992	-0.3	8.0
Inputs to construction industries, services.....		IP	2300002	148.220	146.351	146.903	148.248	148.102	-0.1	6.0
Inputs to construction industries, trade services ²		IP	23000021	158.402	154.995	155.977	157.461	157.432	0.0	4.8
Inputs to construction industries, transportation and warehousing services.....		IP	23000022	145.321	144.485	143.606	144.676	142.247	-1.7	8.2
Inputs to construction industries, services less trade, transportation, and warehousing.....		IP	23000023	124.613	125.300	125.580	126.719	127.246	0.4	8.0
New construction										
Inputs to new construction, excluding capital investment, labor, and imports.....	06/86	IP	231000	151.489	150.640	151.176	150.779	148.180	-1.7	7.1
Inputs to new construction, goods.....		IP	2310001	323.657	322.954	324.171	321.255	312.861	-2.6	7.7
Inputs to new construction, energy.....		IP	23100012	166.338	169.185	178.795	168.795	133.466	-20.9	6.9
Inputs to new construction, goods less foods and energy.....		IP	23100013	151.762	151.067	150.615	150.216	149.809	-0.3	7.8
Inputs to new construction, services.....		IP	2310002	148.275	146.529	146.995	148.305	148.101	-0.1	5.9
Inputs to new construction, trade services ²		IP	23100021	159.274	155.877	156.759	158.216	158.108	-0.1	4.6
Inputs to new construction, transportation and warehousing services.....		IP	23100022	145.321	144.485	143.606	144.676	142.247	-1.7	8.2
Inputs to new construction, services less trade, transportation, and warehousing.....		IP	23100023	124.805	125.456	125.738	126.843	127.326	0.4	7.8
Inputs to residential construction industries, excluding capital investment, labor, and imports.....		06/86	IP	231100	148.729	147.288	147.983	147.907	146.138	-1.2
Inputs to residential construction industries, goods.....	IP		2311001	315.248	314.574	315.479	312.867	306.089	-2.2	8.2
Inputs to residential construction industries, energy.....	IP		23110012	157.376	159.607	167.108	158.371	127.068	-19.8	7.3
Inputs to residential construction industries, goods less foods and energy.....	IP		23110013	149.752	149.170	148.881	148.398	148.026	-0.3	8.3
Inputs to residential construction industries, services.....	IP		2311002	147.190	144.443	145.444	146.732	146.662	0.0	5.8
Inputs to residential construction industries, trade services ²	IP		23110021	154.185	150.059	151.533	152.871	152.917	0.0	4.9
Inputs to residential construction industries, transportation and warehousing services.....	IP		23110022	145.321	144.485	143.606	144.676	142.247	-1.7	8.2
Inputs to residential construction industries, services less trade, transportation, and warehousing.....	IP		23110023	127.229	127.870	128.166	129.387	129.854	0.4	8.1
Inputs to single family residential construction, excluding capital investment, labor, and imports.....	06/86		IP	231110	147.694	146.087	146.717	146.678	145.303	-0.9
Inputs to single family residential construction, goods.....		IP	2311101	147.925	147.401	147.650	146.430	143.868	-1.7	7.8
Inputs to single family residential construction, energy.....		IP	23111012	160.959	163.171	170.340	161.486	130.515	-19.2	7.5
Inputs to single family residential construction, goods less foods and energy.....		IP	23111013	150.271	149.530	149.262	148.591	148.114	-0.3	7.8
Inputs to single family residential construction, services.....		IP	2311102	147.162	144.376	145.420	146.671	146.594	-0.1	6.1
Inputs to single family residential construction, trade services ²		IP	23111021	153.694	149.729	151.189	152.415	152.416	0.0	5.3
Inputs to single family residential construction, transportation and warehousing services.....		IP	23111022	145.321	144.485	143.606	144.676	142.247	-1.7	8.2
Inputs to single family residential construction, services less trade, transportation, and warehousing.....		IP	23111023	128.794	129.623	129.967	131.457	132.164	0.5	8.9
Inputs to multifamily residential construction, excluding capital investment, labor, and imports.....		06/86	IP	231120	149.600	147.860	148.605	148.787	147.442	-0.9
Inputs to multifamily residential construction, goods.....	IP		2311201	150.787	150.418	150.796	149.916	147.374	-1.7	8.2
Inputs to multifamily residential construction, energy.....	IP		23112012	163.708	166.047	173.803	165.165	133.749	-19.0	8.6
Inputs to multifamily residential construction, goods less foods and energy.....	IP		23112013	151.994	151.380	151.114	150.904	150.869	0.0	8.2
Inputs to multifamily residential construction, services.....	IP		2311202	148.272	145.085	146.218	147.520	147.439	-0.1	5.1
Inputs to multifamily residential construction, trade services ²	IP		23112021	155.282	150.482	152.202	153.589	153.584	0.0	4.1
Inputs to multifamily residential construction, transportation and warehousing services.....	IP		23112022	145.321	144.485	143.606	144.676	142.247	-1.7	8.2
Inputs to multifamily residential construction, services less trade, transportation, and warehousing.....	IP		23112023	121.340	121.957	122.127	123.203	123.767	0.5	7.3
Inputs to other residential construction, excluding capital investment, labor, and imports.....	06/86		IP	231130	147.440	146.124	146.814	146.705	144.756	-1.3
Inputs to other residential construction, goods.....		IP	2311301	148.314	148.057	148.535	147.292	143.761	-2.4	8.1
Inputs to other residential construction, energy.....		IP	23113012	158.305	160.574	168.308	159.488	127.609	-20.0	7.2
Inputs to other residential construction, goods less foods and energy.....		IP	23113013	147.163	146.621	146.280	145.892	145.564	-0.2	8.1
Inputs to other residential construction, services.....		IP	2311302	146.345	143.771	144.712	145.952	145.880	0.0	5.7
Inputs to other residential construction, trade services ²	IP	23113021	154.883	150.747	152.188	153.547	153.592	0.0	4.9	

See footnotes at end of table.

Table 14. Producer price indexes and percentage changes for net inputs to industries, excluding capital investment, labor, and imports; not seasonally adjusted — Continued
 [December 2022, Index base December 2014=100, unless otherwise indicated]

Title	Other index base	Commodity code		Unadjusted index ¹					Unadjusted 1-month percent change ¹	Unadjusted 12-month percent change ¹	
		Group code	Item code	Aug. 2022	Sept. 2022 ^P	Oct. 2022 ^P	Nov. 2022 ^P	Dec. 2022 ^P	Nov. to Dec. ^P	Dec. 2021 to Dec. 2022 ^P	
Inputs to other residential construction, transportation and warehousing services.....		IP	23113022	145.321	144.485	143.606	144.676	142.247	-1.7	8.2	
Inputs to other residential construction, services less trade, transportation, and warehousing.....		IP	23113023	118.828	119.374	119.662	120.609	120.946	0.3	7.5	
Inputs to nonresidential construction, excluding capital investment, labor, and imports.....	06/10	IP	231200	151.083	150.597	150.921	150.406	147.522	-1.9	7.2	
Inputs to nonresidential construction, goods.....		IP	2312001	163.120	162.734	163.259	161.886	157.586	-2.7	7.6	
Inputs to nonresidential construction, energy.....		IP	23120012	167.860	170.391	179.518	170.005	134.261	-21.0	6.9	
Inputs to nonresidential construction, goods less foods and energy.....		IP	23120013	151.465	150.769	150.266	149.926	149.541	-0.3	7.7	
Inputs to nonresidential construction, services.....		IP	2312002	147.540	146.776	146.726	147.932	147.602	-0.2	6.3	
Inputs to nonresidential construction, trade services ²		IP	23120021	166.017	163.888	163.785	165.190	164.860	-0.2	4.6	
Inputs to nonresidential construction, transportation and warehousing services.....		IP	23120022	145.321	144.485	143.606	144.676	142.247	-1.7	8.2	
Inputs to nonresidential construction, services less trade, transportation, and warehousing.....		IP	23120023	118.629	119.257	119.553	120.519	120.958	0.4	7.9	
Inputs to commercial and healthcare structures, excluding capital investment, labor, and imports.....		06/10	IP	231210	152.420	151.885	151.992	151.630	149.748	-1.2	7.5
Inputs to commercial and healthcare structures, goods.....			IP	2312101	165.420	164.824	165.030	163.991	161.302	-1.6	7.9
Inputs to commercial and healthcare structures, energy.....	IP		23121012	162.679	164.956	172.518	163.514	131.546	-19.6	7.4	
Inputs to commercial and healthcare structures, goods less foods and energy.....	IP		23121013	153.568	152.803	152.452	152.076	151.744	-0.2	7.9	
Inputs to commercial and healthcare structures, services.....	IP		2312102	149.068	148.585	148.467	149.710	149.471	-0.2	6.4	
Inputs to commercial and healthcare structures, trade services ²	IP		23121021	169.494	167.865	167.685	168.887	168.724	-0.1	4.2	
Inputs to commercial and healthcare structures, transportation and warehousing services.....	IP		23121022	145.321	144.485	143.606	144.676	142.247	-1.7	8.2	
Inputs to commercial and healthcare structures, services less trade, transportation, and warehousing.....	IP		23121023	118.913	119.680	119.948	121.195	121.827	0.5	8.4	
Inputs to commercial structures, excluding capital investment, labor, and imports.....	06/10		IP	231211	152.924	152.444	152.531	152.144	150.230	-1.3	7.5
Inputs to commercial structures, goods.....			IP	2312111	152.659	152.132	152.323	151.329	148.811	-1.7	7.9
Inputs to commercial structures, energy.....		IP	23121112	162.899	165.200	172.893	163.868	131.632	-19.7	7.3	
Inputs to commercial structures, goods less foods and energy.....		IP	23121113	153.992	153.247	152.883	152.472	152.129	-0.2	8.0	
Inputs to commercial structures, services.....		IP	2312112	149.736	149.396	149.201	150.467	150.236	-0.2	6.2	
Inputs to commercial structures, trade services ²		IP	23121121	170.326	168.998	168.589	169.859	169.687	-0.1	3.9	
Inputs to commercial structures, transportation and warehousing services.....		IP	23121122	145.321	144.485	143.606	144.676	142.247	-1.7	8.2	
Inputs to commercial structures, services less trade, transportation, and warehousing.....		IP	23121123	122.543	123.272	123.545	124.789	125.389	0.5	8.2	
Inputs to healthcare structures, excluding capital investment, labor, and imports.....		06/10	IP	231212	152.176	151.599	151.749	151.375	149.514	-1.2	7.6
Inputs to healthcare structures, goods.....			IP	2312121	151.881	151.371	151.572	150.568	148.087	-1.6	8.0
Inputs to healthcare structures, energy.....	IP		23121212	162.194	164.434	171.718	162.797	131.483	-19.2	7.5	
Inputs to healthcare structures, goods less foods and energy.....	IP		23121213	153.099	152.376	152.052	151.626	151.260	-0.2	8.0	
Inputs to healthcare structures, services.....	IP		2312122	149.532	148.802	148.820	150.040	149.784	-0.2	6.6	
Inputs to healthcare structures, trade services ²	IP		23121221	167.052	164.980	165.169	166.323	166.163	-0.1	4.8	
Inputs to healthcare structures, transportation and warehousing services.....	IP		23121222	145.321	144.485	143.606	144.676	142.247	-1.7	8.2	
Inputs to healthcare structures, services less trade, transportation, and warehousing.....	IP		23121223	119.947	120.799	121.054	122.315	123.008	0.6	8.4	
Inputs to industrial structures, excluding capital investment, labor, and imports.....	06/10		IP	231220	148.846	148.680	149.064	148.835	146.643	-1.5	7.2
Inputs to industrial structures, goods.....			IP	2312201	156.011	155.987	156.715	155.888	152.857	-1.9	8.5
Inputs to industrial structures, energy.....		IP	23122012	165.569	167.998	176.474	167.191	133.060	-20.4	7.1	
Inputs to industrial structures, goods less foods and energy.....		IP	23122013	145.141	144.891	144.850	144.864	144.922	0.0	8.6	
Inputs to industrial structures, services.....		IP	2312202	149.754	149.229	148.845	150.006	149.538	-0.3	4.2	
Inputs to industrial structures, trade services ²		IP	23122021	168.306	166.727	165.837	167.745	167.355	-0.2	1.3	
Inputs to industrial structures, transportation and warehousing services.....		IP	23122022	145.321	144.485	143.606	144.676	142.247	-1.7	8.2	
Inputs to industrial structures, services less trade, transportation, and warehousing.....		IP	23122023	120.274	120.750	120.980	121.452	121.650	0.2	6.0	
Inputs to other nonresidential construction, excluding capital investment, labor, and imports.....		06/10	IP	231230	150.507	150.055	150.454	149.914	146.731	-2.1	7.2
Inputs to other nonresidential construction, goods.....			IP	2312301	161.982	161.702	162.326	160.897	156.113	-3.0	7.6
Inputs to other nonresidential construction, energy.....	IP		23123012	163.691	166.227	174.967	166.304	133.188	-19.9	7.7	
Inputs to other nonresidential construction, goods less foods and energy.....	IP		23123013	150.815	150.151	149.572	149.275	148.865	-0.3	7.6	
Inputs to other nonresidential construction, services.....	IP		2312302	146.684	145.822	145.816	147.011	146.673	-0.2	6.5	
Inputs to other nonresidential construction, trade services ²	IP	23123021	164.790	162.492	162.472	163.887	163.521	-0.2	5.0		

See footnotes at end of table.

Table 14. Producer price indexes and percentage changes for net inputs to industries, excluding capital investment, labor, and imports; not seasonally adjusted — Continued
 [December 2022, Index base December 2014=100, unless otherwise indicated]

Title	Other index base	Commodity code		Unadjusted index ¹					Unadjusted 1-month percent change ¹	Unadjusted 12-month percent change ¹
		Group code	Item code	Aug. 2022	Sept. 2022 ^P	Oct. 2022 ^P	Nov. 2022 ^P	Dec. 2022 ^P	Nov. to Dec. ^P	Dec. 2021 to Dec. 2022 ^P
Inputs to other nonresidential construction, transportation and warehousing services.....		IP	23123022	145.321	144.485	143.606	144.676	142.247	-1.7	8.2
Inputs to other nonresidential construction, services less trade, transportation, and warehousing.....		IP	23123023	118.395	118.989	119.287	120.218	120.628	0.3	7.8
Inputs to highways and streets, excluding capital investment, labor, and imports.....		IP	231231	147.468	147.246	147.606	147.088	143.649	-2.3	7.6
Inputs to highways and streets, goods.....		IP	2312311	147.698	147.672	148.241	147.076	142.592	-3.0	8.2
Inputs to highways and streets, energy.....		IP	23123112	170.638	173.303	183.257	173.472	135.723	-21.8	6.6
Inputs to highways and streets, goods less foods and energy....		IP	23123113	148.296	147.925	147.305	147.217	146.888	-0.2	8.4
Inputs to highways and streets, services.....		IP	2312312	144.554	143.789	143.562	144.850	144.369	-0.3	6.2
Inputs to highways and streets, trade services ²		IP	23123121	165.388	163.180	162.664	164.235	163.500	-0.4	4.0
Inputs to highways and streets, transportation and warehousing services.....		IP	23123122	142.276	141.457	140.597	141.645	139.267	-1.7	8.2
Inputs to highways and streets, services less trade, transportation, and warehousing.....		IP	23123123	117.305	118.024	118.341	119.375	119.906	0.4	8.5
Inputs to power and communication structures, excluding capital investment, labor, and imports.....		IP	231232	148.713	148.301	148.790	148.263	144.574	-2.5	6.7
Inputs to power and communication structures, goods.....		IP	2312321	154.346	154.136	154.920	153.340	147.161	-4.0	6.9
Inputs to power and communication structures, energy.....		IP	23123212	156.973	159.715	167.695	160.339	131.595	-17.9	9.7
Inputs to power and communication structures, goods less foods and energy.....		IP	23123213	152.912	151.947	150.888	150.792	150.414	-0.3	6.3
Inputs to power and communication structures, services.....		IP	2312322	140.861	140.165	140.239	141.194	141.004	-0.1	6.4
Inputs to power and communication structures, trade services ²		IP	23123221	162.718	160.572	160.581	161.893	161.647	-0.2	5.8
Inputs to power and communication structures, transportation and warehousing services.....		IP	23123222	145.321	144.485	143.606	144.676	142.247	-1.7	8.2
Inputs to power and communication structures, services less trade, transportation, and warehousing.....		IP	23123223	118.071	118.408	118.658	119.307	119.485	0.1	6.7
Inputs to educational and vocational structures, excluding capital investment, labor, and imports.....		IP	231233	151.930	151.283	151.370	150.952	149.116	-1.2	6.9
Inputs to educational and vocational structures, goods.....		IP	2312331	151.893	151.257	151.378	150.267	147.790	-1.6	7.0
Inputs to educational and vocational structures, energy.....		IP	23123312	156.089	158.270	165.457	156.844	126.349	-19.4	7.4
Inputs to educational and vocational structures, goods less foods and energy.....		IP	23123313	152.063	151.215	150.810	150.254	149.857	-0.3	6.9
Inputs to educational and vocational structures, services.....		IP	2312332	149.392	148.730	148.732	150.013	149.770	-0.2	6.7
Inputs to educational and vocational structures, trade services ²		IP	23123321	165.022	163.263	163.378	164.745	164.700	0.0	5.2
Inputs to educational and vocational structures, transportation and warehousing services.....		IP	23123322	145.321	144.485	143.606	144.676	142.247	-1.7	8.2
Inputs to educational and vocational structures, services less trade, transportation, and warehousing.....		IP	23123323	119.595	120.338	120.618	121.779	122.346	0.5	8.2
Inputs to other misc. nonresidential construction, excluding capital investment, labor, and imports.....		IP	231234	150.328	149.637	150.015	149.458	146.465	-2.0	6.7
Inputs to other misc. nonresidential construction, goods.....		IP	2312341	149.161	148.707	149.191	147.824	143.628	-2.8	6.8
Inputs to other misc. nonresidential construction, energy.....		IP	23123412	167.873	170.405	179.607	170.109	134.269	-21.1	6.8
Inputs to other misc. nonresidential construction, goods less foods and energy.....		IP	23123413	150.404	149.577	149.014	148.603	148.152	-0.3	6.8
Inputs to other misc. nonresidential construction, services.....		IP	2312342	147.953	146.781	146.924	148.103	147.758	-0.2	6.5
Inputs to other misc. nonresidential construction, trade services ²		IP	23123421	164.123	161.323	161.678	163.024	162.737	-0.2	5.2
Inputs to other misc. nonresidential construction, transportation and warehousing services.....		IP	23123422	145.321	144.485	143.606	144.676	142.247	-1.7	8.2
Inputs to other misc. nonresidential construction, services less trade, transportation, and warehousing.....		IP	23123423	118.424	119.027	119.315	120.248	120.667	0.3	7.8
Maintenance and repair construction										
Inputs to maintenance and repair construction, excluding capital investment, labor, and imports.....		IP	232000	147.616	146.708	147.517	147.230	144.570	-1.8	7.4
Inputs to maintenance and repair construction, goods.....	06/86	IP	2320001	331.555	331.142	333.177	329.950	319.582	-3.1	8.1
Inputs to maintenance and repair construction, energy.....		IP	23200012	180.945	184.196	197.689	186.418	141.882	-23.9	6.2
Inputs to maintenance and repair construction, goods less foods and energy.....		IP	23200013	148.369	147.806	147.368	146.959	146.554	-0.3	8.3
Inputs to maintenance and repair construction, services.....		IP	2320002	145.917	144.010	144.675	145.993	146.090	0.1	6.6
Inputs to maintenance and repair construction, trade services ²		IP	23200021	154.644	151.723	152.755	154.198	154.394	0.1	6.0
Inputs to maintenance and repair construction, transportation and warehousing services.....		IP	23200022	145.321	144.485	143.606	144.676	142.247	-1.7	8.2
Inputs to maintenance and repair construction, services less trade, transportation, and warehousing.....		IP	23200023	118.318	119.174	119.254	120.264	120.955	0.6	8.2
Inputs to residential maintenance and repair, excluding capital investment, labor, and imports.....		IP	232100	145.325	144.087	144.851	145.093	143.695	-1.0	7.7
Inputs to residential maintenance and repair, goods.....	06/86	IP	2321001	308.037	307.535	308.787	306.509	299.993	-2.1	8.9
Inputs to residential maintenance and repair, energy.....		IP	23210012	180.125	183.217	195.271	184.699	141.515	-23.4	6.1

See footnotes at end of table.

Table 14. Producer price indexes and percentage changes for net inputs to industries, excluding capital investment, labor, and imports; not seasonally adjusted — Continued
 [December 2022, Index base December 2014=100, unless otherwise indicated]

Title	Other index base	Commodity code		Unadjusted index ¹					Unadjusted 1-month percent change ¹	Unadjusted 12-month percent change ¹
		Group code	Item code	Aug. 2022	Sept. 2022 ^P	Oct. 2022 ^P	Nov. 2022 ^P	Dec. 2022 ^P	Nov. to Dec. ^P	Dec. 2021 to Dec. 2022 ^P
Inputs to residential maintenance and repair, goods less foods and energy.....		IP	23210013	146.443	145.960	145.739	145.322	145.062	-0.2	9.1
Inputs to residential maintenance and repair, services.....		IP	2321002	146.818	144.585	145.528	147.063	147.293	0.2	6.7
Inputs to residential maintenance and repair, trade services ²		IP	23210021	152.504	149.581	150.784	152.480	152.880	0.3	6.4
Inputs to residential maintenance and repair, transportation and warehousing services.....		IP	23210022	145.321	144.485	143.606	144.676	142.247	-1.7	8.2
Inputs to residential maintenance and repair, services less trade, transportation, and warehousing.....		IP	23210023	125.938	126.519	126.875	127.844	128.208	0.3	7.4
Inputs to nonresidential maintenance and repair, excluding capital investment, labor, and imports.....		IP	232200	148.766	147.829	148.509	148.000	144.853	-2.1	6.8
Inputs to nonresidential maintenance and repair, goods.....	06/86	IP	2322001	338.011	337.236	338.932	335.418	323.998	-3.4	7.0
Inputs to nonresidential maintenance and repair, energy.....		IP	23220012	180.518	183.544	195.665	185.054	141.827	-23.4	6.0
Inputs to nonresidential maintenance and repair, goods less foods and energy.....		IP	23220013	149.123	148.362	147.743	147.257	146.745	-0.3	7.1
Inputs to nonresidential maintenance and repair, services.....		IP	2322002	146.164	144.264	144.822	146.030	146.027	0.0	6.5
Inputs to nonresidential maintenance and repair, trade services ²		IP	23220021	156.635	153.519	154.399	155.625	155.730	0.1	5.7
Inputs to nonresidential maintenance and repair, transportation and warehousing services.....		IP	23220022	145.321	144.485	143.606	144.676	142.247	-1.7	8.2
Inputs to nonresidential maintenance and repair, services less trade, transportation, and warehousing.....		IP	23220023	117.969	118.724	118.993	120.185	120.798	0.5	8.4
Manufacturing³										
Inputs to 325510, paint and coating manufacturing, excluding capital investment, labor, and imports.....	03/13	IP	325510	131.999	131.605	130.396	130.180	128.689	-1.1	4.8
Inputs to 325510, goods.....	03/13	IP	3255101	127.981	127.583	126.313	125.881	124.271	-1.3	4.4
Inputs to 325510, energy.....	03/13	IP	32551012	115.374	116.333	116.764	111.254	98.966	-11.0	10.1
Inputs to 325510, goods less foods and energy.....	03/13	IP	32551013	128.932	128.492	127.165	126.883	125.584	-1.0	4.3
Inputs to 325510, services.....	03/13	IP	3255102	149.064	148.735	148.074	149.443	148.952	-0.3	7.2
Inputs to 325510, trade services ²	03/13	IP	32551021	151.980	151.543	150.969	152.591	152.760	0.1	4.8
Inputs to 325510, transportation and warehousing services.....	03/13	IP	32551022	139.621	139.415	138.696	139.753	138.628	-0.8	9.8
Inputs to 326100, plastics products manufacturing, excluding capital investment, labor, and imports.....	03/14	IP	326100	128.751	128.291	126.244	123.251	121.685	-1.3	-1.7
Inputs to 326100, goods.....	03/14	IP	3261001	124.548	123.723	121.406	117.623	115.625	-1.7	-4.5
Inputs to 326100, energy.....	03/14	IP	32610012	128.143	129.677	124.209	118.204	116.712	-1.3	10.5
Inputs to 326100, goods less foods and energy.....	03/14	IP	32610013	124.323	123.312	121.242	117.633	115.594	-1.7	-5.5
Inputs to 326100, services.....	03/14	IP	3261002	141.199	142.716	142.269	143.715	144.566	0.6	12.6
Inputs to 326100, trade services ²	03/14	IP	32610021	154.242	157.031	156.327	157.683	159.808	1.3	15.4
Inputs to 326100, transportation and warehousing services.....	03/14	IP	32610022	132.089	131.654	130.884	131.803	130.360	-1.1	8.2
Inputs to 326100, services less trade, transportation, and warehousing.....	03/14	IP	32610023	117.688	118.946	119.352	121.441	122.454	0.8	11.7
Inputs to 333130, mining and oil and gas field machinery mfg, excluding capital investment, labor, and imports.....	04/14	IP	333130	147.912	145.082	143.174	142.966	142.095	-0.6	-4.4
Inputs to 333130, goods.....	04/14	IP	3331301	139.154	135.882	133.413	132.555	131.661	-0.7	-6.7
Inputs to 333130, energy.....	04/14	IP	33313012	132.515	132.945	128.397	124.370	125.499	0.9	9.7
Inputs to 333130, goods less foods and energy.....	04/14	IP	33313013	139.390	136.056	133.618	132.810	131.883	-0.7	-6.9
Inputs to 333130, services.....	04/14	IP	3331302	159.738	158.766	159.015	161.052	160.368	-0.4	2.7
Inputs to 333130, trade services ²	04/14	IP	33313021	174.279	172.427	171.792	174.586	174.250	-0.2	-2.0
Inputs to 333130, transportation and warehousing services.....	04/14	IP	33313022	131.201	130.054	130.441	130.205	128.906	-1.0	9.3
Inputs to 333130, services less trade, transportation, and warehousing.....	04/14	IP	33313023	138.297	138.761	140.078	142.380	141.737	-0.5	7.3
Inputs to 336111, automobile manufacturing, excluding capital investment, labor, and imports.....	02/14	IP	336111	130.955	131.606	131.744	132.558	132.754	0.1	6.2
Inputs to 336111, goods.....	02/14	IP	3361111	116.871	117.046	117.214	117.205	117.257	0.0	5.6
Inputs to 336111, goods less foods and energy.....	02/14	IP	33611113	116.871	117.046	117.214	117.205	117.257	0.0	5.6
Inputs to 336111, services.....	02/14	IP	3361112	163.558	165.594	165.630	168.864	169.476	0.4	7.5
Inputs to 336111, trade services ²	02/14	IP	33611121	164.286	166.520	166.622	170.000	170.828	0.5	7.5
Inputs to 336111, transportation and warehousing services.....	02/14	IP	33611122	147.614	146.764	145.872	146.959	144.492	-1.7	8.2
Inputs to 336411, airplane manufacturing, excluding capital investment, labor, and imports.....	02/14	IP	336411	126.146	126.209	125.967	126.433	126.418	0.0	2.4
Inputs to 336411, goods.....	02/14	IP	3364111	118.807	118.773	118.510	118.707	118.646	-0.1	1.8
Inputs to 336411, energy.....	02/14	IP	33641112	136.446	134.169	137.217	138.070	135.782	-1.7	6.9
Inputs to 336411, goods less foods and energy.....	02/14	IP	33641113	118.919	118.887	118.621	118.817	118.759	0.0	1.8
Inputs to 336411, services.....	02/14	IP	3364112	151.861	152.277	152.111	153.549	153.698	0.1	4.1
Inputs to 336411, trade services ²	02/14	IP	33641121	167.473	168.550	168.532	171.720	172.330	0.4	4.5
Inputs to 336411, transportation and warehousing services.....	02/14	IP	33641122	146.625	145.782	144.895	145.975	143.524	-1.7	8.2
Inputs to 336411, services less trade, transportation, and warehousing.....	02/14	IP	33641123	128.781	128.849	128.686	128.747	128.908	0.1	3.1

See footnotes at end of table.

Table 14. Producer price indexes and percentage changes for net inputs to industries, excluding capital investment, labor, and imports; not seasonally adjusted — Continued
 [December 2022, Index base December 2014=100, unless otherwise indicated]

Title	Other index base	Commodity code		Unadjusted index ¹					Unadjusted 1-month percent change ¹	Unadjusted 12-month percent change ¹
		Group code	Item code	Aug. 2022	Sept. 2022 ^P	Oct. 2022 ^P	Nov. 2022 ^P	Dec. 2022 ^P	Nov. to Dec. ^P	Dec. 2021 to Dec. 2022 ^P
Inputs to 336611, ship building and repairing, excluding capital investment, labor, and imports.....	02/14	IP	336611	141.523	140.757	140.344	140.869	140.802	0.0	4.1
Inputs to 336611, goods.....	02/14	IP	3366111	135.235	133.993	132.886	132.676	132.536	-0.1	2.6
Inputs to 336611, energy.....	02/14	IP	33661112	139.377	139.374	132.706	127.606	128.515	0.7	12.9
Inputs to 336611, goods less foods and energy.....	02/14	IP	33661113	135.047	133.766	132.837	132.782	132.609	-0.1	2.3
Inputs to 336611, services.....	02/14	IP	3366112	150.350	150.705	151.894	154.079	154.184	0.1	7.3
Inputs to 336611, trade services ²	02/14	IP	33661121	179.494	179.198	179.235	180.547	180.970	0.2	3.1
Inputs to 336611, transportation and warehousing services.....	02/14	IP	33661122	135.037	133.466	135.039	133.601	133.153	-0.3	10.4
Inputs to 336611, services less trade, transportation, and warehousing.....	02/14	IP	33661123	136.731	137.565	138.892	141.798	141.918	0.1	8.1
Services³										
Inputs to 484000, truck transportation, excluding capital investment, labor, and imports.....	03/14	IP	484000	152.404	157.732	165.911	162.426	140.768	-13.3	12.0
Inputs to 484000, goods.....	03/14	IP	4840001	159.287	174.898	192.106	185.872	134.736	-27.5	19.2
Inputs to 484000, energy.....	03/14	IP	48400012	155.726	171.545	189.000	182.681	130.811	-28.4	20.0
Inputs to 484000, goods less foods and energy.....	03/14	IP	48400013	110.629	110.893	110.875	110.807	110.858	0.0	3.6
Inputs to 484000, services.....	03/14	IP	4840002	140.214	136.848	137.242	136.170	139.711	2.6	6.9
Inputs to 484000, trade services ²	03/14	IP	48400021	189.136	178.938	177.032	179.491	199.363	11.1	26.5
Inputs to 484000, transportation and warehousing services.....	03/14	IP	48400022	136.501	133.382	134.628	131.508	131.273	-0.2	-0.1
Inputs to 484000, services less trade, transportation, and warehousing.....	03/14	IP	48400023	121.364	121.512	121.813	122.135	122.605	0.4	4.8
Inputs to 621A00, offices of health practitioners, excluding capital investment, labor, and imports.....	03/13	IP	621A00	129.144	129.372	129.490	129.787	130.166	0.3	6.0
Inputs to 621A00, goods.....	03/13	IP	621A001	139.628	139.601	139.422	139.063	139.303	0.2	5.8
Inputs to 621A00, energy.....	03/13	IP	621A0012	139.775	139.883	132.727	127.327	128.394	0.8	13.2
Inputs to 621A00, goods less foods and energy.....	03/13	IP	621A0013	140.189	140.152	140.467	140.463	140.646	0.1	5.4
Inputs to 621A00, services.....	03/13	IP	621A002	125.233	125.588	125.852	126.471	126.921	0.4	6.1
Inputs to 621A00, trade services ²	03/13	IP	621A0021	149.162	149.748	148.676	151.552	151.947	0.3	10.8
Inputs to 621A00, transportation and warehousing services.....	03/13	IP	621A0022	116.843	113.803	120.228	113.829	117.271	3.0	16.0
Inputs to 621A00, services less trade, transportation and warehousing.....	03/13	IP	621A0023	119.664	120.094	120.360	120.840	121.189	0.3	4.9
Inputs to 813000, membership associations and organizations, excluding capital investment, labor, and imports.....	05/14	IP	813000	149.051	150.311	151.765	154.742	152.612	-1.4	5.8
Inputs to 813000, goods.....	05/14	IP	8130001	153.084	154.937	159.233	153.564	135.723	-11.6	10.7
Inputs to 813000, energy.....	05/14	IP	81300012	166.517	168.997	175.534	166.331	138.088	-17.0	8.9
Inputs to 813000, goods less foods and energy.....	05/14	IP	81300013	131.013	131.752	132.035	132.714	133.537	0.6	14.3
Inputs to 813000, services.....	05/14	IP	8130002	146.290	147.472	148.514	152.784	152.880	0.1	5.1
Inputs to 813000, trade services ²	05/14	IP	81300021	134.234	137.307	139.490	139.460	136.787	-1.9	13.2
Inputs to 813000, transportation and warehousing services.....	05/14	IP	81300022	127.243	127.278	127.803	128.119	127.562	-0.4	6.6
Inputs to 813000, services less trade, transportation, and warehousing.....	05/14	IP	81300023	147.239	148.468	149.523	154.137	154.326	0.1	4.9
Inputs to 813000, maintenance and repair construction.....	05/14	IP	8130003	-	-	-	-	-	-	-

¹ All indexes are subject to revision for 4 months after their originally scheduled publication to incorporate late reports and corrections by survey respondents.

² Trade indexes measure changes in margins received by wholesalers and retailers.

³ PPI data for these Net Inputs to Industry Indexes are organized by Bureau of Economic Analysis (BEA) Industry code. The set of products included in an industry input index and the weights for each commodity included in the index are derived from the BEA's Input-Output Accounts Use of Commodities by Industry table in conjunction with U.S. Census Bureau revenue data. For more information, visit <https://www.bls.gov/ppi/notices/2015/updated-inputs-to-industry-producer-price-indexes.htm> online.

p Preliminary

Technical Note

Brief Explanation of Producer Price Indexes

The Producer Price Index (PPI) of the Bureau of Labor Statistics (BLS) is a family of indexes that measures the average change over time in prices received (price changes) by producers for domestically produced goods, services, and construction. PPIs measure price change from the perspective of the seller. This contrasts with other measures, such as the Consumer Price Index (CPI). CPIs measure price change from the purchaser's perspective.

More than 10,000 PPIs for individual products and groups of products are released each month. PPIs are available for the products of virtually every industry in the mining and manufacturing sectors. Over time, new PPIs have been introduced for products of industries in the services and construction sectors of the U.S. economy. As of January 2022, the PPI covered 71 percent of services as measured by 2012 Census revenue, and 31 percent of construction.

More than 64,000 price quotations per month are organized into three sets of PPIs: (1) Final demand-Intermediate demand (FD-ID) indexes, (2) commodity indexes, and (3) indexes for the net output of industries and their products. The FD-ID structure organizes products by class of buyer and degree of fabrication as well as by stage of production. The commodity structure organizes products by similarity of end use or product type. The entire output of various industries is sampled to derive price indexes for the net output of industries and their products.

Final Demand–Intermediate Demand Indexes

The PPI FD-ID structure measures price change for goods, services, and construction sold to final demand and to intermediate demand. The FD-ID system replaced the PPI stage-of-processing (SOP) system as PPI's primary aggregation model with the release of data for January 2014. The FD-ID model expands coverage beyond that of the SOP system through the addition of services, construction, exports, and government purchases.

Compared with finished goods under the SOP system, the PPI for final demand goods includes nearly a 50 percent expansion of coverage. This increase can be traced to the addition of government purchases and exports. For overall final demand, expansion to include final demand services represents an even larger increase in coverage. In December 2021, final demand goods were about 33 percent of overall final demand, final demand services were roughly 65.1 percent, and final demand construction was about 1.7 percent of final demand. Within intermediate demand, coverage of services for intermediate demand resulted in about a 45 percent increase in coverage of the intermediate demand portion of the economy.

FD-ID indexes are constructed from commodity-based producer output price indexes. Commodities are allocated to aggregate indexes primarily based on the type of buyer. The main source of data used to determine the type of buyer is the "Use of commodities by industries, before redefinition," table

from the Benchmark Input-Output Accounts of the U.S. In many cases, the same commodity is purchased by different types of buyers. As a result, commodities are often included in several FD-ID indexes. For example, regular gasoline is purchased for personal consumption, export, government use, and business use. The PPI program publishes only one commodity index for regular gasoline (wpu057104), reflecting sales to all types of buyers, and this index is used in all aggregations regardless of whether the gasoline is sold for personal consumption, as an export, to government, or to businesses. Proportions based on BEA "Use of Commodities" data are used to allocate the correct portion of the total weight of gasoline to each use category. In cases when buyer type is an important price determining characteristic, indexes are created based on specific buyer type. For example, within the PPI category for loan services, separate indexes for consumer loans and business loans were constructed. For more information relating to the FD-ID structure, see "A new, experimental system of indexes from the PPI program" in the February 2011 *Monthly Labor Review*.

Final Demand: The final demand portion of the FD-ID structure measures price change for commodities sold for personal consumption, capital investment, government, and export. The system is composed of six main price indexes: final demand goods; final demand trade services; final demand transportation and warehousing services; final demand services less trade, transportation, and warehousing; final demand construction; and overall final demand.

The final demand goods index measures price change for both unprocessed and processed goods sold to final demand. Fresh fruits sold to consumers and computers sold for capital investment are examples of transactions included in the final demand goods price index. The final demand trade services index measures price change for the retailing and wholesaling of merchandise sold to final demand, generally without transformation. (Trade indexes measure changes in margins received by wholesalers and retailers.) The final demand transportation and warehousing services index tracks price change for transportation of passengers, as well as, transportation of cargo sold to final demand, and also includes prices for warehousing and storage of goods sold to final demand. The final demand services less trade, transportation, and warehousing index measures price change for all services other than trade and transportation sold to final demand. Publishing, banking, lodging, and health care are examples of these services. The final demand construction index tracks price change for new construction, as well as maintenance and repair construction sold to final demand. Construction of office buildings is an example of a commodity that would be included in the final demand construction index. Lastly, the overall final demand index tracks price change for all types of commodities sold to final demand by combining the five final demand component indexes described above.

Intermediate Demand: The intermediate demand portion of the FD-ID system tracks price change for goods, services, and construction products sold to businesses as inputs to

production, excluding capital investment. The system includes two parallel treatments of intermediate demand. The first treatment organizes intermediate demand commodities by type. The second organizes intermediate demand commodities into production stages, with the explicit goal of developing a forward-flow model of production and price change.

The intermediate demand by commodity type portion of the system organizes commodities by similarity of product. The system is composed of six main price indexes: unprocessed goods for intermediate demand; processed goods for intermediate demand; intermediate demand trade services; intermediate demand transportation and warehousing services; intermediate demand services less trade, transportation, and warehousing; and intermediate demand construction.

The unprocessed goods for intermediate demand price index measures price change for goods sold to businesses as inputs to production that have undergone no fabrication. Crude petroleum sold to refineries is an example of an unprocessed good sold to intermediate demand. The processed goods for intermediate demand index tracks price change for fabricated goods sold as business inputs. Examples include car parts sold to car manufacturers and gasoline sold to trucking companies. The index for trade services for intermediate demand measures price change for the services of retailing and wholesaling goods purchased by businesses as inputs to production. The intermediate demand transportation and warehousing services index measures price change for business travel, as well as, transportation and warehousing of cargo sold to intermediate demand. The intermediate demand services less trade, transportation, and warehousing index measures price change for services other than trade, transportation, and warehousing sold as inputs to production. Legal and accounting services purchased by businesses are examples of intermediate demand services excluding trade, transportation, and warehousing. Finally, the construction for intermediate demand index measures price change for construction purchased by firms as inputs to production. The index for construction for intermediate demand tracks price change for maintenance and repair construction purchased by firms.

The production flow treatment of intermediate demand is a stage-based system of price indexes. These indexes can be used to study price transmission across stages of production and final demand. This system is constructed in a manner that maximizes forward flow of production between stages, while minimizing back-flow of production. The production flow treatment contains four main indexes: intermediate demand stage 1, intermediate demand stage 2, intermediate demand stage 3, and intermediate demand stage 4.

Indexes for the four stages were developed by first assigning each industry in the economy to one of four stages of production, where industries assigned to the fourth stage primarily produce output consumed as final demand, industries in the third stage primarily produce output consumed by stage 4 industries, industries assigned to the second stage primarily produce output consumed by stage 3 industries, and industries assigned to the first stage produce output primarily consumed by stage 2 industries. The four indexes then track prices for the net inputs consumed by industries in each of the four stages of production. The stage 4

intermediate demand index, for example, tracks price change for inputs consumed, but not produced, by industries included in the fourth stage of production. Hence, the index tracks price change in inputs to industries that primarily produce final demand commodities (stage 4 producers primarily produce commodities sold to final demand).

Examples of heavily weighted goods-producing industries in stage 4 include the manufacture of light trucks and utility vehicles, automobiles, and pharmaceuticals. Retail trade, food service and drinking places, and hospitals are examples of heavily weighted service industries included in stage 4. Stage 4 also includes all new construction industries. Examples of goods consumed by stage 4 industries include motor vehicle parts, commercial electric power, plastic construction products, biological products, and beef and veal. Engineering services, machinery and equipment wholesaling, long distance motor carrying, and legal services constitute examples of services consumed by stage 4 industries.

Examples of highly weighted goods-producing industries included in stage 3 are motor vehicle parts manufacturing, animal (except poultry) slaughtering and processing, and semiconductor manufacturing. Services industries classified in stage 3 include wholesale trade; insurance carriers; architecture, engineering, and related services; and hotels and motels. Examples of goods consumed by stage 3 industries include slaughter steers and heifers, industrial electric power, and hot rolled steel bars, plates, and structural shapes. Services commonly consumed by stage 3 industries include commissions from sales of property and casualty insurance, business loans, temporary help services, and administrative and general management consulting services.

Petroleum refineries; electricity generation, transmission, and distribution; natural gas distribution; cattle ranching and farming; and plastic materials and resin manufacturing are among the goods-based industries assigned to stage 2. Services industries that are heavily weighted in stage 2 include management of companies and enterprises; non-depository credit intermediation; insurance agencies and brokerages; and services to buildings and dwellings. Goods commonly purchased by stage 2 industries include crude oil, natural gas, formula feeds, and primary basic organic chemicals. Services that are heavily weighted in the intermediate demand stage 2 index are legal services, business loans, and cellular phone and other wireless telecommunication.

Goods producing industries in stage 1 include oil and gas extraction, paper mills, and grain farming. Real estate, legal services, and advertising services are examples of highly weighted services industries included in stage 1. Examples of goods consumed by stage 1 industries are commercial and industrial electric power and gasoline. Services commonly consumed by stage 1 industries include solid waste collection, chemicals and allied products wholesaling, and guestroom or unit rental. It should be noted that all inputs purchased by stage 1 industries are by definition produced either within stage 1 or by latter stages of processing, leaving stage 1 less useful for price transmission analysis. For additional information on industry stage assignments, see www.bls.gov/ppi/fd-id/ppi-intermediate-demand-by-production-flow-industry-stage-assignments.htm.

Comparing the PPI with CPI

Although some data users utilize the PPI as a potential indicator of the Consumer Price Index (CPI), there are many reasons why the PPI and the CPI may diverge. The scope of the personal consumption portion of the PPI includes all marketable output sold by domestic producers for households. The scope of the CPI includes goods and services provided by business or government, where explicit user charges are paid by consumers. For example, the most heavily weighted item in the CPI, owners' equivalent rent, is excluded from the PPI. The scope of the CPI includes imports. The PPI excludes imports. The CPI only includes components of personal consumption directly paid for by the consumers, while the PPI includes components of personal consumption that may not be paid for by consumers. For example, the PPI includes medical services paid for by third parties. In contrast to CPI, PPI does not completely cover services. PPIs exclude taxes, since they do not represent producer revenue. Conversely, sales and other taxes paid by consumers are part of household expenditure and are included in the CPI. Additional technical differences between PPI and CPI also exist. For more information see "Comparing new final demand producer price indexes with other Government price indexes," *Monthly Labor Review*, January 2014, at www.bls.gov/opub/mlr/.

Commodity Indexes

The commodity classification of the PPI organizes goods, services, and construction by similarity of product or end use, disregarding industry of origin. With the release of data for July 2009, PPI expanded its commodity structure to include indexes for services and construction products. Prior to this date, the PPI commodity structure only included products from goods producing sectors. Table 9 of the *PPI Detailed Report* includes data for commodity indexes, organized in a hierarchal structure, including major groupings, subgroups, product classes, sub-product classes, and individual items.

Industry Net-Output Price Indexes

PPIs for the net output of industries and their products are grouped according to the North American Industry Classification System (NAICS). Prior to the release of January 2004, industry-based PPIs were published according to the Standard Industrial Classification (SIC) system. Industry price indexes are compatible with other economic time series organized by industry, such as data on employment, wages, and productivity. Table 11 of the *PPI Detailed Report* includes data for NAICS industries and industry groups (3-, 4-, 5-, and 6-digit codes), Census product classes (7- and 8-digit codes), products (9-digit codes), more detailed sub-products (11-digit codes), and, for some industries, indexes for other sources of revenue.

Indexes may represent one of three kinds of product categories. Every industry has primary product indexes that show changes in prices received by establishments classified in the industry for products made primarily, but not necessarily exclusively, by that industry. The industry classification of an establishment is determined by which products make up a plurality of its total shipment value. In

addition, most industries have secondary product indexes that show changes in prices received by establishments for products chiefly made in some other industry. Some industries have miscellaneous receipts indexes that track price changes for other sources of revenue received by establishments within the industry that are not derived from sales of their products; for example, resales of purchased materials, or revenues from parking lots owned by a manufacturing plant.

Data Collection

PPIs are constructed using selling prices reported by establishments of all sizes, selected by probability sampling, with the probability of selection proportionate to size. Individual items and transaction terms also are chosen by probability proportionate to size. BLS strongly encourages cooperating companies to supply actual transaction prices at the time of shipment to minimize the use of list prices. Prices submitted by survey respondents are effective on the Tuesday of the week containing the 13th day of the month. The survey is conducted online via the BLS Internet Data Collection Facility (IDCF). Data provided by survey respondents are supplemented with data from other sources for some areas.

Price data are provided by survey respondents on a voluntary and confidential basis; only sworn BLS employees are allowed access to individual company price reports. BLS publishes price indexes, not actual prices. All PPIs are subject to monthly revisions up to 4 months after original publication to reflect the availability of late reports and corrections by respondents.

BLS periodically updates the PPI sample of survey respondents to better reflect current conditions when the structure, membership, technology, or product mix of an industry shifts significantly and to spread reporting burden among smaller firms. Information on these resampling efforts are noted in the *PPI News Release* and *PPI Detailed Report* in the months they occur.

As part of an ongoing effort to expand coverage to sectors of the economy other than mining and manufacturing, an increasing number of service and construction sector industries have been introduced into the PPI. The following list of industries introduced since the mid-1990s includes the month and year in which an article describing the industry's content appeared in the *PPI Detailed Report*.

Service and construction sector industries introduced into the Producer Price Index, by SIC or NAICS code and the *PPI Detailed Report* that announces their introduction

Title	Code	<i>PPI Detailed Report Issue</i>
	SIC	
Wireless telecommunications	4812	July 1999
Telephone communications, except radio telephone	4813	July 1995
Television broadcasting	4833	July 2002
Grocery stores	5411	July 2000
Meat and fish (seafood) markets	5421	July 2000
Fruit and vegetable markets	5431	July 2000
Candy, nut, and confectionery stores ...	5441	July 2000
Retail bakeries	5461	July 2000

Title	Code	PPI Detailed Report Issue
SIC		
Miscellaneous food stores	5499	July 2000
New car dealers	5511	July 2000
Gasoline service stations	5541	January 2002
Boat dealers	5551	January 2002
Recreational vehicle dealers	5561	January 2002
Miscellaneous retail	59	January 2001
Security brokers, dealers, and investment bankers	6211	January 2001
Investment advice	6282	January 2003
Life insurance carriers	6311	January 1999
Property and casualty insurance	6331	July 1998
Insurance agencies and brokerages	6412	January 2003
Operators and lessors of nonresidential buildings	6512	January 1996
Real estate agents and managers	6531	January 1996
Prepackaged software	7372	January 1998
Data processing services	7374	January 2002
Home health care services	8082	January 1997
Legal services	8111	January 1997
Engineering design, analysis, and consulting services	8711	January 1997
Architectural design, analysis, and consulting services	8712	January 1997
Premiums for property and casualty insurance	9331	July 1998
NAICS		
New Industrial building construction	236211	January 2008
New warehouse building construction ..	236221	July 2005
New school construction	236222	July 2006
New office construction	236223	January 2007
New health care building construction...	236224	January 2013
Concrete contractors, nonresidential building work	23811X	July 2008
Roofing contractors, nonresidential building work	23816X	July 2008
Electrical contractors, nonresidential building work	23821X	July 2008
Plumbing / HVAC contractors, nonresidential building work	23822X	July 2008
Merchant wholesalers, durable goods ..	423	July 2005
Merchant wholesalers, nondurable goods	424	July 2005
Electronics and appliance stores	443	January 2004
Building material and garden equipment and supplies dealers.....	444	January 2004
Sporting goods, hobby, book, and music stores	451	January 2004
General merchandise stores	452	January 2004
Miscellaneous store retailers	453	January 2004
Pipeline transportation of natural gas....	486210	June 2022
Internet service providers	518111	July 2005
Internet publishing and web search portals	519130	January 2010
Commercial banking	522110	January 2005
Savings institutions	522120	January 2005
Direct health and medical insurance carriers	524114	July 2004

Title	Code	PPI Detailed Report Issue
NAICS		
Construction, mining, and forestry machinery and equipment rental and leasing	532412	January 2005
Management consulting services	541610	January 2007
Security guards and patrol services	561612	July 2005
Offices of dentists	621210	January 2011
Blood and organ banks	621991	January 2007
Amusement and theme parks	713110	July 2006
Golf courses and country clubs	713910	July 2006
Fitness and recreational sports centers .	713940	July 2005
Commercial machinery repair and maintenance.....	811310	July 2007

Weights

Weights for most commodity groupings of the PPI, as well as, weights for commodity-based aggregate indexes calculated from commodity groupings, such as FD-ID indexes, currently reflect 2012 values of shipments as reported in the *Census of Manufactures* and other sources. From January 2012 to December 2017, PPI weights were derived from 2007 shipment values. Industry indexes now are calculated under the 2017 NAICS structure utilizing 2012 value of shipment weights and 2007 net output ratios. The periodic update of the value weights used to calculate the PPI is done to more accurately reflect changes in production and marketing patterns in the economy.

Net output values of shipments are used as weights for industry indexes. Net output values refer to the value of shipments from establishments within the industry to buyers outside the industry. However, weights for commodity indexes are based on gross shipment values, including values of shipments between establishments within the same industry. As a result, broad commodity grouping indexes, such as the PPI for All Commodities (which is composed of major commodity groupings 01 through 15), are affected by the multiple counting of price change at successive stages of processing, which can lead to exaggerated or misleading signals about inflation. The intermediate demand by commodity type FD-ID indexes partially correct for this defect, but industry indexes, final demand FD-ID indexes, and intermediate demand by production flow FD-ID indexes consistently correct for this at all levels of aggregation. Therefore, industry and FD-ID indexes are more appropriate than broad commodity groupings for analysis of general price trends.

Price Index Reference Base

Effective with publication of January 1988 data, many important PPI series (including most commodity groups and individual items) were placed on a new reference base, 1982 = 100. From 1971 through 1987, the standard reference base for most PPI series was 1967 = 100. Except for rounding differences, the shift to the new reference base did not alter any previously published percent changes for affected PPI

series. (See “Calculating Index Changes,” below.) The 1982 reference base is not used for commodity indexes with a base later than December 1981 or for industry net output indexes and their products. The FD-ID indexes typically have a reference base of November 2009 = 100.

For further information on the underlying concepts and methodology of the Producer Price Index, see chapter 14, “Producer Prices,” in the *BLS Handbook of Methods*. This chapter can be downloaded from the BLS Web site at www.bls.gov/opub/hom/homch14.htm.

Calculating Index Changes

Each PPI measures price changes from a reference period that equals 100.0. An increase of 5.5 percent from the reference period in the Final Demand Goods Price Index, for example, is shown as 105.5. This change also can be expressed in dollars, as follows: prices received by domestic producers of a sample of final demand goods have risen from \$100 in November 2009 to \$105.50. Likewise, a current index of 90.0 would indicate that prices received by producers of final demand goods are 10 percent lower than they were in November 2009.

Movements of price indexes from one month to another are usually expressed as percent changes, rather than as changes in index points. Index point changes are affected by the level of the index in relation to its base period, whereas percent changes are not. The following example shows the computation of index point and percent changes.

Index point change

Final Demand Goods Price Index	107.5
Less previous index	104.0
Equals index point change	3.5

Index percent change

Index point change	3.5
Divided by the previous index	104.0
Equals	0.034
Result multiplied by 100	0.034 x 100
Equals percent change	3.4

Seasonally Adjusted and Unadjusted Data

Because price data are used for different purposes by different groups, BLS publishes seasonally adjusted and unadjusted changes each month. Seasonally adjusted data are preferred for analyzing general price trends in the economy because these data eliminate the effect of changes that normally occur at about the same time, and in about the same magnitude, every year—such as price movements resulting from normal weather patterns, regular production and marketing cycles, model changeovers, seasonal discounts, and holidays. For these reasons, seasonally adjusted data more clearly reveal underlying trends. Unadjusted data are of primary interest to users who need information that can be related to actual dollar values of transactions. Individuals requiring this information include marketing specialists, purchasing agents, budget and cost analysts, contract

specialists, and commodity traders. It is the unadjusted data that are generally cited when escalating long-term contracts such as purchasing agreements or real estate leases. For more information, see *Price Adjustment Guide for Contracting Parties*, on the Web at: www.bls.gov/ppi/publications/price-adjustment-guide-for-contracting-parties.htm.

Seasonal adjustment is accomplished using X-13 ARIMA, a software package published by the U.S. Census Bureau. Each year, the seasonal status of most commodity indexes is reevaluated to reflect more recent price behavior. Industry net output indexes are not seasonally adjusted. For time series that exhibit seasonal pricing patterns, new seasonal factors are estimated and applied to the unadjusted data from the prior 5 years. Updated seasonally adjusted indexes replace the most recent 5 years of seasonal data.

Seasonal factors may be applied to series using either a direct or an aggregative method. Generally, commodity indexes are seasonally adjusted using direct seasonal adjustment, which produces a more complete elimination of seasonal movements than does the aggregative method. However, the direct seasonal adjustment process may not yield figures that possess additive consistency. Thus, a seasonally adjusted index for a broad category that is directly adjusted may not be logically consistent with all seasonally adjusted indexes for its components. Seasonal movements for FD-ID indexes are derived indirectly through an aggregative method that combines movements of a wide variety of subproduct class (six-digit) series.

Seasonally adjusted indexes can become problematic when previously stable and predictable price patterns abruptly change. If the new pattern persists, the seasonal adjustment method will eventually reflect it; if the pattern keeps shifting, however, seasonally adjusted data will become chronically troublesome. This problem occurs relatively infrequently for farm and food-related products, but has more often affected manufactured products such as automobiles and steel.

Since January 1988, the PPI has used Intervention Analysis Seasonal Adjustment methods to enhance the calculation of seasonal factors. With this technique, outlier values that may distort the seasonal pattern are removed from the data prior to applying the standard seasonal factor estimation procedure. For example, a possible economic cause for large price movements for petroleum-based products might have been the COVID-19 pandemic. In this case, intervention techniques allowed for better estimates of seasonally adjusted data. On the whole, very few series have required intervention. Out of over 400 seasonally adjusted commodity series, 76 were subject to intervention in 2022.

For more information relating to seasonal adjustment methods, see “PPI and CPI Seasonal Adjustment: an Update” in the July 2010 *Monthly Labor Review*, and “PPI and CPI Seasonal Adjustment During the COVID-19 Pandemic” in the May 2022 *Monthly Labor Review*.

Producer Price Index Data on the Internet

In 1995, the BLS began posting PPI series, news releases, and technical information to the internet. There were more than 9 million instances of PPI data being downloaded from the BLS website during 2021.

Retrieving PPI data from the PPI Web site

PPI data can be obtained online (www.bls.gov/ppi). On this page, under the tab labeled “Featured PPI databases” links provide the following methods of data retrieval:

- **Top Picks** is a form-based application for both Industry Data and Commodity Data that allows the user to quickly obtain PPI time series data by selecting the high-level aggregate and other commonly requested time series, including the All Commodities Index and the FD-ID indexes (for example, Final Demand). Within each list, any one—or all—of the time series shown can be selected. A user can modify the date range and output options after executing the query, using the reformat button above the data output table.
- **One-Screen Data Search and Multi-Screen Data Search** are form-based query applications for both Industry Data and Commodity Data designed for users unfamiliar with the PPI coding structure. These applications guide a user through the PPI classification by listing index titles and do not require knowledge of commodity or industry codes. Data retrieved are based on a query formulated by selecting data characteristics from lists provided. Two options are available to create customized tables, depending on a user’s browser capability. The one-screen option is a JavaScript application that uses a single screen to guide a user through the available time series data. The second option is a multiple-screen, non-Java-based application. Both methods allow a user to browse the PPI coding structure and select multiple series. Users can modify the date range and output options after executing the query using the reformat button above the data output table.
- **Series Report** is a form-based application that allows users to input multiple, formatted PPI time series identifiers (commodity or industry codes) as inputs in extracting data according to a specified set of date ranges and output options. This application provides the most efficient path for users who are familiar with the format of PPI time series identifiers. There are five alphabetic prefixes used to create unique PPI time series identifiers: WP, WD, PC, PD, and ND. Each provides the user access to a different PPI database. Adding either a “u” (not seasonally adjusted) or an “s” (seasonally adjusted) to the end of these prefixes further specifies the type of data needed.

EXAMPLES

For commodity and FD-ID indexes, series identifiers combine a “wpu” prefix (not seasonally adjusted) or a “wps” prefix (seasonally adjusted) with a commodity code.

<u>Commodity code</u>	<u>Provides data for:</u>
wps141101	Passenger cars, seasonally adjusted
wpu141101	Passenger cars, not seasonally adjusted
wpufd4	Final demand, not seasonally adjusted
wpsid63	Services for intermediate demand, seasonally adjusted

For discontinued commodity indexes, series identifiers combine a “wdu” prefix (not seasonally adjusted) or a “wds” prefix (seasonally adjusted) with a commodity code.

<u>Commodity code</u>	<u>Provides data for:</u>
wds019	Other farm products, seasonally adjusted
wdu0635	Preparations, ethical (prescription), not seasonally adjusted
wdusi138011	Stainless steel mill products, not seasonally adjusted

Current price indexes grouped by industry according to NAICS have series identifiers that begin with the prefix “pcu.” After the prefix, there are 12 digits (the 6-digit industry code is listed twice) followed by up to 7 alphanumeric characters identifying product detail. Dashes are used as placeholders for higher-level industry group codes.

<u>Industry-product code, current NAICS series</u>	<u>Provides data for:</u>
pcu325---325---	Chemical manufacturing
pcu336110336110	Automobile and light duty motor vehicle manufacturing
pcu621111621111411	Offices of physicians, one- and two-physician practices and single-specialty group practices, general/family practice

Discontinued industry-product codes based on SIC combine a “pdu” prefix and “#” between the fourth and fifth characters of the product code. Series identifiers for the discontinued dataset use underscores as placeholders to complete a reference to an SIC industry group code of fewer than four digits. (All PPI industry-based indexes organized by SIC were discontinued with the introduction of NAICS in 2004.)

<u>Industry-product code, discontinued SIC series</u>	<u>Provides data for:</u>
pdu28_#	Chemicals and allied products
pdu331_#	Blast furnaces, steel works, and rolling and finishing mills
pdu3711#111	Passenger cars

Price indexes for discontinued series grouped by industry according to NAICS have identifiers that begin with the prefix “ndu”. After the prefix, there are 12 numeric digits (the 6-digit industry code is listed twice), and up to 7 additional alphanumeric characters that identify product detail. Dashes are used as placeholders for higher-level group codes.

*Industry-product code,
discontinued NAICS series*
ndu212231212231
ndu2122312122312
ndu212231212231214

Provides data for
Lead and zinc ore mining
Lead, zinc concentrates
Lead concentrates

- **Text Files** are best suited for users requiring access to either a large volume of time series data or other PPI-related documentation, such as seasonal factor tables and relative importance tables. The text files can be accessed at download.bls.gov/ or directly from links on the “PPI Databases” page or the PPI homepage. Data and documentation available for download include the following:

Industry Data	<u>Directory:</u> /pub/time.series/pc
Industry Data - Discontinued (NAICS basis)	/pub/time.series/nd
(SIC basis)	/pub/time.series/pd
Commodity Data (incl. FD-ID)	/pub/time.series/wp
Commodity Data – Discontinued	/pub/time.series/wd
Special requests	/pub/time.series/ppi

Additional information

The PPI homepage (www.bls.gov/ppi) contains additional information regarding PPI data and methodology. The “PPI Publications” section of the homepage provides PPI news releases, both current and archived, as well as general PPI information. The “PPI Tables” section provides relative importance and seasonal factor tables. The remaining sections offer special notices and publications pertaining to PPI methodology and applications.

For questions or comments regarding PPI data classification, methodology, or data availability on the Internet, call or e-mail the Section of Index Analysis and Public Information at (202) 691-7705 or ppi-info@bls.gov. If you are deaf, hard of hearing, or have a speech disability, please dial 7-1-1 to access telecommunications relay services.